



CITY OF SEATTLE

City Council

Agenda

Special Meeting

Thursday, November 21, 2024

2:00 PM

Council Chamber, City Hall
600 4th Avenue
Seattle, WA 98104

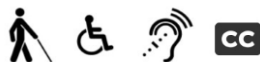
Sara Nelson, Council President
Joy Hollingsworth, Member
Robert Kettle, Member
Cathy Moore, Member
Tammy J. Morales, Member
Maritza Rivera, Member
Rob Saka, Member
Dan Strauss, Member
Tanya Woo, Member

Chair Info: 206-684-8809; Sara.Nelson@seattle.gov

[Watch Council Meetings Live](#) [View Past Council Meetings](#)

Council Chamber Listen Line: 206-684-8566

The City of Seattle encourages everyone to participate in its programs and activities. For disability accommodations, materials in alternate formats, accessibility information, or language interpretation or translation needs, please contact the Office of the City Clerk at 206-684-8888 (TTY Relay 7-1-1), CityClerk@Seattle.gov, or visit <https://seattle.gov/cityclerk/accommodations> at your earliest opportunity. Providing at least 72-hour notice will help ensure availability; sign language interpreting requests may take longer.



CITY OF SEATTLE
City Council
Agenda
Special Meeting
November 21, 2024 - 2:00 PM

Meeting Location:

Council Chamber, City Hall, 600 4th Avenue, Seattle, WA 98104

Committee Website:

<http://www.seattle.gov/council>

The purpose of the November 21, 2024, special City Council meeting is to consider and act on associated budget legislation to adopt a budget.

Members of the public may register for remote or in-person Public Comment to address the Council. Details on how to provide Public Comment are listed below:

Remote Public Comment - Register online to speak during the Public Comment period at

<https://www.seattle.gov/council/committees/public-comment>

Online registration to speak will begin one hour before the meeting start time, and registration will end at the conclusion of the Public Comment period during the meeting. Speakers must be registered in order to be recognized by the Chair.

In-Person Public Comment - Register to speak on the Public Comment sign-up sheet located inside Council Chambers at least 15 minutes prior to the meeting start time. Registration will end at the conclusion of the Public Comment period during the meeting. Speakers must be registered in order to be recognized by the Chair.

Submit written comments to all Councilmembers prior to 10 a.m. on the day of the meeting at Council@seattle.gov or at Seattle City Hall, Attn: Council Public Comment, 600 4th Ave., Floor 2, Seattle, WA 98104.

A. CALL TO ORDER

B. ROLL CALL**C. PRESENTATIONS****D. PUBLIC COMMENT**

Members of the public may sign up to address the Council for up to 2 minutes on matters on this agenda; total time allotted to public comment at this meeting is 20 minutes.

E. ADOPTION OF INTRODUCTION AND REFERRAL CALENDAR:

Introduction and referral to Council committees of Council Bills (CB), Resolutions (Res), Appointments (Appt), and Clerk Files (CF) for committee recommendation.

[IRC 457](#)

November 21, 2024

Attachments: [Introduction and Referral Calendar](#)

F. APPROVAL OF THE AGENDA**G. APPROVAL OF CONSENT CALENDAR**

The Consent Calendar consists of routine items. A Councilmember may request that an item be removed from the Consent Calendar and placed on the regular agenda.

Bills:**CITY COUNCIL:**

1. [CB 120900](#) AN ORDINANCE appropriating money to pay certain claims for the week of October 21, 2024, through October 25, 2024, and ordering the payment thereof; and ratifying and confirming certain prior acts.

Supporting Documents: [Summary and Fiscal Note](#)

2. [CB 120901](#) AN ORDINANCE appropriating money to pay certain claims for the week of October 28, 2024, through November 1, 2024, and ordering the payment thereof; and ratifying and confirming certain prior acts.

Supporting Documents: [Summary and Fiscal Note](#)

3. [CB 120913](#) AN ORDINANCE appropriating money to pay certain claims for the week of November 4 through November 8, 2024, and ordering the payment thereof; and ratifying and confirming certain prior acts.

Supporting Documents: [Summary and Fiscal Note](#)

SELECT BUDGET COMMITTEE:

4. [CB 120856](#) AN ORDINANCE relating to the City Light Department; amending rates, terms, and conditions for the use and sale of electricity supplied by the City Light Department for 2024, 2025, and 2026; and amending Sections 21.49.020, 21.49.030, 21.49.052, 21.49.055, 21.49.057, 21.49.058, 21.49.060, 21.49.065, 21.49.083, 21.49.085, and 21.49.086 of the Seattle Municipal Code.

The Committee recommends that City Council pass the Council Bill (CB).

In Favor: 9 - Strauss, Rivera, Hollingsworth, Kettle, Moore, Morales, Nelson, Saka, Woo

Opposed: None

Supporting Documents: [Summary and Fiscal Note](#)

5. [CB 120872](#) AN ORDINANCE amending Ordinance 126955, which adopted the 2024 Budget, including the 2024-2029 Capital Improvement Program (CIP); changing appropriations to various departments and budget control levels, and from various funds in the Budget; and ratifying and confirming certain prior acts; all by a 3/4 vote of the City Council.

The Committee recommends that City Council pass the Council Bill (CB).

In Favor: 9 - Strauss, Rivera, Hollingsworth, Kettle, Moore, Morales, Nelson, Saka, Woo

Opposed: None

Supporting

Documents:

[Summary and Fiscal Note](#)

[Summary Att A – Summary of AWI Changes and Healthcare Holiday Changes by Department](#)

[Summary Att B – Summary AWI Changes and Healthcare Holiday Changes by Fund](#)

6. [CB 120873](#) AN ORDINANCE relating to facilities at Seattle Center; adopting the Seattle Center Fee Range Schedule and Terms and Conditions from which the Seattle Center Director is authorized to set fees for use of Seattle Center facilities and property; and superseding previous Seattle Center fee schedules and terms and conditions.

The Committee recommends that City Council pass the Council Bill (CB).

In Favor: 9 - Strauss, Rivera, Hollingsworth, Kettle, Moore, Morales, Nelson, Saka, Woo

Opposed: None

Attachments:

[Att A – Seattle Center Fee Range Schedule and Terms and Conditions](#)

Supporting

Documents:

[Summary and Fiscal Note](#)

7. [CB 120874](#) AN ORDINANCE relating to the financing of the Memorial Stadium redevelopment project; creating the 2026 Multipurpose LTGO Bond Fund B; authorizing the loan of funds in the amount of \$9,300,000 from the REET I Capital Projects Fund to the 2026 Multipurpose LTGO Bond Fund B for the Memorial Stadium redevelopment project.

The Committee recommends that City Council pass the Council Bill (CB).

In Favor: 9 - Strauss, Rivera, Hollingsworth, Kettle, Moore, Morales, Nelson, Saka, Woo

Opposed: None

Supporting

Documents:

[Summary and Fiscal Note](#)

[Summary Att A - Vicinity Map](#)

8. [CB 120875](#) AN ORDINANCE relating to Seattle Center parking charges; amending Section 17.19.010 of the Seattle Municipal Code.

The Committee recommends that City Council pass the Council Bill (CB).

In Favor: 9 - Strauss, Rivera, Hollingsworth, Kettle, Moore, Morales, Nelson, Saka, Woo

Opposed: None

Supporting

Documents:

[Summary and Fiscal Note](#)

9. [CB 120876](#) AN ORDINANCE relating to the civil service; transferring the function of the Fire and Police Exams Unit from the Seattle Department of Human Resources to the Civil Service Commissions Department; and amending Sections 4.04.030, 4.04.040, 4.08.070, and 4.08.110 of the Seattle Municipal Code.

The Committee recommends that City Council pass the Council Bill (CB).

In Favor: 9 - Strauss, Rivera, Hollingsworth, Kettle, Moore, Morales, Nelson, Saka, Woo

Opposed: None

Supporting

Documents:

[Summary and Fiscal Note](#)

10. [CB 120877](#) AN ORDINANCE relating to animal fees; adjusting and simplifying pet license fees, adoption fees, and spay and neuter clinic fees; removing guard or attack dog licenses; authorizing the Director of Finance and Administrative Services to adjust animal fees by Director's Rule; amending Sections 9.25.030, 9.25.050, 9.25.083, 9.25.100, 9.25.110, 9.25.200, 9.26.020, 9.26.050, and 9.26.060 of the Seattle Municipal Code; and repealing Sections 9.25.054, 9.26.025, and 9.26.040 of the Seattle Municipal Code.

The Committee recommends that City Council pass the Council Bill (CB).

In Favor: 9 - Strauss, Rivera, Hollingsworth, Kettle, Moore, Morales, Nelson, Saka, Woo

Opposed: None

Supporting

Documents:

[Summary and Fiscal Note](#)

[Summary Att A - RET Analysis of SAS Fee Waiver Policy](#)

11. [CB 120878](#) AN ORDINANCE amending Section 6.250.060 of the Seattle Municipal Code to increase the annual license fee for the recyclable materials collector/processor license.

The Committee recommends that City Council pass the Council Bill (CB).

In Favor: 9 - Strauss, Rivera, Hollingsworth, Kettle, Moore, Morales, Nelson, Saka, Woo

Opposed: None

Supporting

Documents:

[Summary and Fiscal Note](#)

12. [CB 120879](#) AN ORDINANCE relating to the Office of Hearing Examiner; increasing Hearing Examiner filing fees; reorganizing the list of fees; and amending Section 3.02.125 of the Seattle Municipal Code.

The Committee recommends that City Council pass the Council Bill (CB).

In Favor: 9 - Strauss, Rivera, Hollingsworth, Kettle, Moore, Morales, Nelson, Saka, Woo

Opposed: None

Supporting

Documents: [Summary and Fiscal Note](#)

13. [CB 120880](#) AN ORDINANCE relating to the financing of the Human Capital Management System project; authorizing the loan of funds in the amount of \$11,000,000 from the Finance and Administrative Services Fund to the 2025 Multipurpose LTGO Bond Fund for continuing the work of implementing the Human Capital Management System project; amending Ordinance 126955, which adopted the 2024 Budget, including the 2024-2029 Capital Improvement Program (CIP); changing appropriations to Finance and Administrative Services; and revising project allocations and spending plans for certain projects in the 2024-2029 CIP; and ratifying and confirming certain prior acts; all by a 3/4 vote of the City Council.

The Committee recommends that City Council pass the Council Bill (CB).

In Favor: 9 - Strauss, Rivera, Hollingsworth, Kettle, Moore, Morales, Nelson, Saka, Woo

Opposed: None

Supporting

Documents: [Summary and Fiscal Note](#)
[Summary Att A - Amended HCMS 2024-2029 CIP](#)
[Project Page](#)
[Summary Att B - HCMS Interfund Loan Request](#)

14. [CB 120881](#) AN ORDINANCE relating to the organization of City government; transferring the administration of the City of Seattle Voluntary Deferred Compensation Plan and Trust from the Seattle Department of Human Resources to Seattle Retirement; authorizing administrative actions necessary to carry out the intent of this ordinance; and amending Sections 4.36.070 and 4.36.505 of the Seattle Municipal Code.

The Committee recommends that City Council pass the Council Bill (CB).

In Favor: 9 - Strauss, Rivera, Hollingsworth, Kettle, Moore, Morales, Nelson, Saka, Woo

Opposed: None

Supporting

Documents: [Summary and Fiscal Note](#)

15. [CB 120882](#) AN ORDINANCE relating to fees and charges for permits and activities of the Seattle Department of Construction and Inspections, related fees by other departments, and technical corrections; repealing Chapter Section 22.504 of the Seattle Municipal Code; and amending Sections 22.504.010, 22.900B.010, 22.900B.020, 22.900C.010, 22.900D.010, 22.900D.090, 22.900D.100, 22.900D.110, 22.900D.140, 22.900D.150, 22.900D.160, 22.900E.020, 22.900E.030, 22.900E.040, 22.900E.050, 22.900G.010, and 22.900G.030 of the Seattle Municipal Code.

The Committee recommends that City Council pass the Council Bill (CB).

In Favor: 9 - Strauss, Rivera, Hollingsworth, Kettle, Moore, Morales, Nelson, Saka, Woo

Opposed: None

Supporting

Documents: [Summary and Fiscal Note](#)
[Summary Att A – SDCI Permit Fees and Charges](#)
[Proposed for 2025 and 2026](#)

16. [CB 120883](#) AN ORDINANCE relating to fees and charges for permits and activities of the Seattle Department of Construction and Inspections, related fees by other departments, and technical corrections; repealing Chapter 22.504 of the Seattle Municipal Code; and amending Sections 22.504.010, 22.900B.010, 22.900B.020, 22.900C.010, 22.900D.010, 22.900D.090, 22.900D.100, 22.900D.110, 22.900D.140, 22.900D.150, 22.900D.160, 22.900E.020, 22.900E.030, 22.900E.040, 22.900E.050, 22.900.G.010, and 22.900G.030 of the Seattle Municipal Code.

The Committee recommends that City Council pass the Council Bill (CB).

In Favor: 9 - Strauss, Rivera, Hollingsworth, Kettle, Moore, Morales, Nelson, Saka, Woo

Opposed: None

Supporting

Documents:

[Summary and Fiscal Note](#)

[Summary Att A – SDCI Permit Fees and Charges](#)

[Proposed for 2025 and 2026](#)

17. [CB 120884](#) AN ORDINANCE relating to street and sidewalk use; amending the Street Use Fee Schedule authorized by Section 15.04.074 of the Seattle Municipal Code.

The Committee recommends that City Council pass the Council Bill (CB).

In Favor: 9 - Strauss, Rivera, Hollingsworth, Kettle, Moore, Morales, Nelson, Saka, Woo

Opposed: None

Attachments:

[Att A – SDOT Street Use Fee Schedule](#)

Supporting

Documents:

[Summary and Fiscal Note](#)

[Summary Att 1 – SDOT Street Use Fee Schedule -](#)

[With Edits](#)

18. [CB 120885](#) AN ORDINANCE relating to the financing of the Seattle Department of Transportation; authorizing the extension of the loan of funds in the amount of \$25,000,000 from the Information Technology Fund to the Transportation Fund to support essential transportation programs as authorized in Ordinance 126227; and ratifying and confirming certain prior acts.

The Committee recommends that City Council pass the Council Bill (CB).

In Favor: 9 - Strauss, Rivera, Hollingsworth, Kettle, Moore, Morales, Nelson, Saka, Woo

Opposed: None

Supporting

Documents:

[Summary and Fiscal Note](#)

[Summary Att A – SDOT Interfund Loan Summary](#)

19. [CB 120886](#) AN ORDINANCE relating to the Seattle Department of Transportation; amending Ordinance 126725, which adopted the 2023 Budget, including the 2023-2028 Capital Improvement Program (CIP); and lifting a proviso.

The Committee recommends that City Council pass the Council Bill (CB).

In Favor: 9 - Strauss, Rivera, Hollingsworth, Kettle, Moore, Morales, Nelson, Saka, Woo

Opposed: None

Supporting

Documents:

[Summary and Fiscal Note](#)

20. [CB 120887](#) AN ORDINANCE relating to the Seattle Transportation Benefit District; authorizing material scope changes to City of Seattle Proposition 1 to expand uses of revenues.

The Committee recommends that City Council pass as amended the Council Bill (CB).

In Favor: 9 - Strauss, Rivera, Hollingsworth, Kettle, Moore, Morales, Nelson, Saka, Woo

Opposed: None

Supporting

Documents:

[Summary and Fiscal Note](#)

21. [CB 120888](#) AN ORDINANCE relating to the Seattle Fire Department's services and fees; adding and revising various Seattle Fire Department permit, inspection, and plan review fees and related provisions; amending Sections 22.602.010, 22.602.045, 22.602.050, 22.602.070, 22.602.080, and 22.602.090 of the Seattle Municipal Code; and amending Section 112 of the 2021 Seattle Fire Code as adopted by Section 22.600.020 of the Seattle Municipal Code and as regulated and allowed by the State Building Code Act, chapter 19.27 of the Revised Code of Washington.

The Committee recommends that City Council pass the Council Bill (CB).

In Favor: 9 - Strauss, Rivera, Hollingsworth, Kettle, Moore, Morales, Nelson, Saka, Woo

Opposed: None

Supporting

Documents: [Summary and Fiscal Note](#)

22. [CB 120889](#) AN ORDINANCE relating to provision of emergency medical services; authorizing transfer fees for basic life support transport services; and adding a new Subchapter VI to Chapter 3.16 of the Seattle Municipal Code.

The Committee recommends that City Council pass the Council Bill (CB).

In Favor: 9 - Strauss, Rivera, Hollingsworth, Kettle, Moore, Morales, Nelson, Saka, Woo

Opposed: None

Supporting

Documents: [Summary and Fiscal Note](#)
[Summary Att A - SFD BLS Transport Financial Assistance Policy](#)

23. [CB 120890](#) AN ORDINANCE relating to the monetary penalty for parking infractions; amending Section 11.31.121 of the Seattle Municipal Code to update penalties.
- The Committee recommends that City Council pass the Council Bill (CB).**
- In Favor: 9 - Strauss, Rivera, Hollingsworth, Kettle, Moore, Morales, Nelson, Saka, Woo**
- Opposed: None**

Supporting Documents: [Summary and Fiscal Note](#)

24. [CB 120891](#) AN ORDINANCE relating to the Seattle Police Department; eliminating obsolete Seattle Police Department fees; and amending Section 3.28.070 of the Seattle Municipal Code.
- The Committee recommends that City Council pass the Council Bill (CB).**
- In Favor: 9 - Strauss, Rivera, Hollingsworth, Kettle, Moore, Morales, Nelson, Saka, Woo**
- Opposed: None**

Supporting Documents: [Summary and Fiscal Note](#)

25. [CB 120892](#) AN ORDINANCE relating to Seattle Parks and Recreation; establishing the 2025-2026 fee schedule for the use of park properties and other park and recreation facilities and services; and superseding previous park and recreation fee schedules.
- The Committee recommends that City Council pass the Council Bill (CB).**
- In Favor: 9 - Strauss, Rivera, Hollingsworth, Kettle, Moore, Morales, Nelson, Saka, Woo**
- Opposed: None**

Attachments: [Att 1 - 2025-2026 SPR Fees and Charges](#)

Supporting Documents: [Summary and Fiscal Note](#)
[Summary Att 1 - Proposed Changes in 2025-2026 Fee Schedule](#)

26. [CB 120895](#) AN ORDINANCE relating to gambling taxes; eliminating the gambling tax on bingo games and raffles; exempting revenues from bingo games and raffles conducted by charitable or nonprofit organizations from the business license tax; removing the monthly installment requirement for punch board and pull tab taxes; and amending Sections 5.45.090, 5.52.030, and 5.55.040 of the Seattle Municipal Code.

The Committee recommends that City Council pass the Council Bill (CB).

In Favor: 9 - Strauss, Rivera, Hollingsworth, Kettle, Moore, Morales, Nelson, Saka, Woo

Opposed: None

Supporting

Documents: [Summary and Fiscal Note](#)

27. [CB 120896](#) AN ORDINANCE relating to Council requests for information from Executive departments; adjusting timing of reports provisions and removing obsolete reports; amending Section 5.73.130 of the Seattle Municipal Code, Ordinances 122424, 125602, and 126854, and Resolution 31971; repealing Section 5 of Ordinance 125556; and rescinding Section 2 of Resolution 31863, subsection 2.G of Resolution 31902, and Sections 2 and 3 of Resolution 31914.

The Committee recommends that City Council pass the Council Bill (CB).

In Favor: 9 - Strauss, Rivera, Hollingsworth, Kettle, Moore, Morales, Nelson, Saka, Woo

Opposed: None

Supporting

Documents: [Summary and Fiscal Note](#)

28. [CB 120897](#) AN ORDINANCE relating to contracting indebtedness; authorizing and providing for the issuance and sale of limited tax general obligation bonds to pay or reimburse all or part of the costs of various elements of the City's capital improvement program and for other City purposes approved by ordinance and to pay the costs of issuance of the bonds; providing parameters for the bond sale terms including conditions, covenants, and other sale terms; creating the 2025 Multipurpose LTGO Bond Fund; amending Ordinance 126219 (as previously amended by Ordinances 126288, 126479, and 126938) and Ordinance 126479; and ratifying and confirming certain prior acts.

The Committee recommends that City Council pass the Council Bill (CB).

In Favor: 9 - Strauss, Rivera, Hollingsworth, Kettle, Moore, Morales, Nelson, Saka, Woo

Opposed: None

Attachments: [Ex A – Description of 2025 Projects](#)
 [Ex B – Form of Continuing Disclosure Agreement](#)
 [Ex C-1 - Amended and Restated Exhibit A to Ordinance 126219 \(Description of 2021A Projects\)](#)
 [Ex C-2 – Amended and Restated Exhibit A to Ordinance 126479 \(Description of 2022A Projects\)](#)

Supporting

Documents: [Summary and Fiscal Note](#)

29. [CB 120898](#) AN ORDINANCE relating to the electric system of The City of Seattle; adopting a system or plan of additions and betterments to and extensions of the existing municipal light and electric power generation, transmission, and distribution system of the City; authorizing the issuance and sale of municipal light and power revenue bonds for the purposes of providing funds to pay part of the cost of carrying out that system or plan, providing for the reserve fund requirement (if necessary), and paying the costs of issuance of the bonds; providing parameters for the Bond Sale Terms including conditions, covenants, and other sale terms; describing the lien of the bonds and authorizing their issuance as either senior lien parity bonds or junior lien bonds; and ratifying and confirming certain prior acts.

The Committee recommends that City Council pass the Council Bill (CB).

In Favor: 9 - Strauss, Rivera, Hollingsworth, Kettle, Moore, Morales, Nelson, Saka, Woo

Opposed: None

Attachments: [Ex A – Outstanding Municipal Light and Power Parity Bonds](#)
 [Ex B – Form of Continuing Disclosure Agreement](#)

Supporting

Documents: [Summary and Fiscal Note](#)

30. [CB 120899](#) AN ORDINANCE relating to the municipal water system of The City of Seattle; adopting a system or plan of additions and betterments to and extensions of the existing municipal water system; authorizing the issuance and sale of water system revenue bonds in one or more series for the purposes of paying or reimbursing part of the cost of carrying out that system or plan, providing for the reserve requirement, and paying the costs of issuance of the bonds; providing parameters for the bond sale terms including conditions, covenants, and other sale terms; describing the lien of the bonds; creating certain accounts of the City relating to the bonds; and ratifying and confirming certain prior acts.

The Committee recommends that City Council pass the Council Bill (CB).

In Favor: 9 - Strauss, Rivera, Hollingsworth, Kettle, Moore, Morales, Nelson, Saka, Woo

Opposed: None

Attachments: [Ex A – Outstanding Water Parity Bonds](#)
 [Ex B – Form of Continuing Disclosure Agreement](#)

Supporting

Documents: [Summary and Fiscal Note](#)

31. [CB 120902](#) AN ORDINANCE relating to acceptance of funding from non-City sources; authorizing the heads of various departments to accept and authorize the expenditure of specified grants, private funding, and subsidized loans and to execute, deliver, and perform corresponding agreements; amending Ordinance 126955, which adopted the 2024 Budget, including the 2024-2029 Capital Improvement Program (CIP); changing appropriations to various departments and budget control levels, and from various funds in the Budget; revising project allocations for certain projects in the 2024-2029 CIP; and ratifying and confirming certain prior acts.

The Committee recommends that City Council pass the Council Bill (CB).

In Favor: 9 - Strauss, Rivera, Hollingsworth, Kettle, Moore, Morales, Nelson, Saka, Woo

Opposed: None

Supporting

Documents: [Summary and Fiscal Note](#)

[Summary Att A – 2024 Year-End Grant Acceptance](#)

[Ordinance Detail Table](#)

32. [CB 120903](#) AN ORDINANCE amending Ordinance 126955, which adopted the 2024 Budget, including the 2024-2029 Capital Improvement Program (CIP); changing appropriations to various departments and budget control levels, and from various funds in the Budget; revising project allocations for certain projects in the 2024-2029 CIP; creating positions; adding provisos; and ratifying and confirming certain prior acts; all by a 3/4 vote of the City Council.

The Committee recommends that City Council pass the Council Bill (CB).

In Favor: 9 - Strauss, Rivera, Hollingsworth, Kettle, Moore, Morales, Nelson, Saka, Woo

Opposed: None

Supporting

Documents: [Summary and Fiscal Note](#)

[Summary Att A - 2024 Year-End Supplemental](#)

[Ordinance Summary Detail Table](#)

33. [CB 120904](#) AN ORDINANCE relating to funding from non-City sources; authorizing department directors to accept grants, enter into revenue-backed service contracts, and carry forward related appropriations.
- The Committee recommends that City Council pass the Council Bill (CB).**
- In Favor: 9 - Strauss, Rivera, Hollingsworth, Kettle, Moore, Morales, Nelson, Saka, Woo**
- Opposed: None**
- Attachments:** [Att A – 2025 Proposed Budget Grant Acceptance Detail Table](#)
- Supporting Documents:** [Summary and Fiscal Note](#)
34. [CB 120906](#) AN ORDINANCE relating to the levy of property taxes; fixing the rates and/or amounts of taxes to be levied, and levying the same upon all taxable property, both real and personal, in The City of Seattle, to finance the departments and activities of City government and to provide for the general obligation bond interest and redemption requirements, for the year beginning on the first day of January 2025; and ratifying and confirming certain prior acts.
- The Committee recommends that City Council pass the Council Bill (CB).**
- In Favor: 9 - Strauss, Rivera, Hollingsworth, Kettle, Moore, Morales, Nelson, Saka, Woo**
- Opposed: None**
- Supporting Documents:** [Summary and Fiscal Note](#)

35. [CB 120907](#) AN ORDINANCE authorizing the levy of regular property taxes by The City of Seattle for collection in 2025, representing an increase above the regular property taxes levied for collection in 2024; and ratifying and confirming certain prior acts.

The Committee recommends that City Council pass the Council Bill (CB).

In Favor: 9 - Strauss, Rivera, Hollingsworth, Kettle, Moore, Morales, Nelson, Saka, Woo

Opposed: None

Supporting Documents: [Summary and Fiscal Note](#)

Resolutions:

36. [Res 32150](#) A RESOLUTION amending Resolution 31334; establishing the City Council's intent to fund the Seattle City Employees' Retirement System as informed by the January 1, 2024 Actuarial Study.

The Committee recommends that City Council adopt the Resolution (Res).

In Favor: 9 - Strauss, Rivera, Hollingsworth, Kettle, Moore, Morales, Nelson, Saka, Woo

Opposed: None

Supporting Documents: [Summary and Fiscal Note](#)

37. [Res 32151](#) A RESOLUTION approving interest rates set by the Seattle City Employees' Retirement System (SCERS) Board of Administration for 2025.

The Committee recommends that City Council adopt the Resolution (Res).

In Favor: 9 - Strauss, Rivera, Hollingsworth, Kettle, Moore, Morales, Nelson, Saka, Woo

Opposed: None

Supporting Documents: [Summary and Fiscal Note](#)

38. [Res 32152](#) A RESOLUTION relating to the spending plan for the proceeds of the Seattle transportation network company tax; amending Resolution 31914 to continue providing temporary flexibility on the use of tax proceeds.

The Committee recommends that City Council adopt the Resolution (Res).

In Favor: 9 - Strauss, Rivera, Hollingsworth, Kettle, Moore, Morales, Nelson, Saka, Woo

Opposed: None

Supporting Documents: [Summary and Fiscal Note](#)

CLERK FILES:

39. [CF 314537](#) 2025 - 2026 Proposed Budget.

The Committee recommends that City Council file the Clerk File (CF).

In Favor: 9 - Strauss, Rivera, Hollingsworth, Kettle, Moore, Morales, Nelson, Saka, Woo

Opposed: None

Attachments: [2025-2026 Proposed Budget](#)

40. [CF 314538](#) 2025 - 2030 Proposed Capital Improvement Program (CIP).

The Committee recommends that City Council file the Clerk File (CF).

In Favor: 9 - Strauss, Rivera, Hollingsworth, Kettle, Moore, Morales, Nelson, Saka, Woo

Opposed: None

Attachments: [2025-2030 Proposed Capital Improvement Program \(CIP\)](#)

H. COMMITTEE REPORTS

Discussion and vote on Council Bills (CB), Resolutions (Res), Appointments (Appt), and Clerk Files (CF).

SELECT BUDGET COMMITTEE:

1. [CB 120893](#) AN ORDINANCE amending Ordinance 126955, which adopted the 2024 Budget; changing appropriations to various departments and budget control levels, and from various funds in the Budget, imposing provisos; and ratifying and confirming certain prior acts.

The Committee recommends that City Council pass as amended the Council Bill (CB).

In Favor: 9 - Strauss, Rivera, Hollingsworth, Kettle, Moore, Morales, Nelson, Saka, Woo

Opposed: None

Supporting Documents: [Summary and Fiscal Note v2](#)

2. [CB 120912](#) AN ORDINANCE relating to the Payroll Expense Tax; adjusting the allocation of tax proceeds; eliminating the Payroll Expense Oversight Committee; amending Section 5.38.055 of the Seattle Municipal Code; adding a new Section 5.38.105 to the Seattle Municipal Code; and repealing Section 3.35.100 of the Seattle Municipal Code.

The Committee recommends that City Council pass as amended the Council Bill (CB).

In Favor: 7 - Strauss, Rivera, Hollingsworth, Kettle, Nelson, Saka, Woo

Opposed: 2 - Moore, Morales

Supporting Documents: [Summary and Fiscal Note v2](#)

3. [CB 120905](#) AN ORDINANCE adopting a budget, including a capital improvement program and position modifications, for The City of Seattle for 2025; and creating positions exempt from civil service; all by a 2/3 vote of the City Council.

The Committee recommends that City Council pass as amended the Council Bill (CB).

In Favor: 7 - Strauss, Rivera, Hollingsworth, Kettle, Moore, Saka, Woo

Opposed: None

Abstain: 2 - Morales, Nelson

Attachments: [Att A - 2025 Appropriations by Budget Control Level v2](#)
 [Att B - Position Modifications for the 2025 Budget v2](#)

Supporting

Documents: [Summary and Fiscal Note](#)

4. [CF 314539](#) City Council Changes to the 2025 - 2026 Proposed Budget and the 2025 - 2030 Proposed Capital Improvement Program.

The Committee recommends that City Council approve the Clerk File (CF).

In Favor: 9 - Strauss, Rivera, Hollingsworth, Kettle, Moore, Morales, Nelson, Saka, Woo

Opposed: None

Attachments: [Council Changes to Proposed Budget and CIP](#)

5. [Res 32153](#) A RESOLUTION endorsing a budget and position modifications for The City of Seattle for 2026.

The Committee recommends that City Council adopt the Resolution (Res).

In Favor: 9 - Strauss, Rivera, Hollingsworth, Kettle, Moore, Morales, Nelson, Saka, Woo

Opposed: None

Attachments: [Att A - 2026 Appropriations by Budget Control Level v2](#)
 [Att B - Position Modifications for the 2026 Budget v2](#)

Supporting

Documents: [Summary and Fiscal Note](#)

6. [CB 120911](#) AN ORDINANCE relating to the Seattle Channel; stating the City Council's intent to establish dedicated and ongoing funding sources for the operating and capital costs of the Seattle Channel; and requesting that the Executive submit a funding plan by September 3, 2025.

The Committee recommends that City Council pass the Council Bill (CB).

In Favor: 9 - Strauss, Rivera, Hollingsworth, Kettle, Moore, Morales, Nelson, Saka, Woo

Opposed: None

Supporting

Documents: [Summary and Fiscal Note](#)

7. [CB 120908](#) AN ORDINANCE imposing an excise tax on the sale or exchange of certain capital assets in Seattle; adding a new Chapter 5.66 to the Seattle Municipal Code; and adding a new Section 5.45.050 to the Seattle Municipal Code.

The Committee recommends that City Council do not pass the Council Bill (CB).

In Favor: 4 - Strauss, Hollingsworth, Moore, Morales

Opposed: 4 - Rivera, Kettle, Nelson, Saka

Abstain: 1 - Woo

Supporting

Documents: [Summary and Fiscal Note](#)

[Summary Att 1 - Office of Economic and Revenue
Forecasts Memo](#)

8. [CB 120909](#) AN ORDINANCE establishing a spending plan for proposed use of the proceeds generated from the capital gains excise tax authorized by the ordinance introduced as Council Bill 120908; and adding a new Section 5.66.170 to the Seattle Municipal Code.

The Committee recommends that City Council do not pass the Council Bill (CB).

In Favor: 3 - Hollingsworth, Moore, Morales

Opposed: 5 - Strauss, Rivera, Kettle, Nelson, Saka

Abstain: 1 - Woo

Supporting

Documents: [Summary and Fiscal Note](#)

I. ITEMS REMOVED FROM CONSENT CALENDAR

J. OTHER BUSINESS

K. ADJOURNMENT



Legislation Text

File #: IRC 457, **Version:** 1

November 21, 2024



Introduction and Referral Calendar

List of proposed Council Bills (CB), Resolutions (Res), Appointments (Appt) and Clerk Files (CF) to be introduced and referred to a City Council committee

Record No.	Title	Committee Referral
<u>By: Strauss</u>		
1. CB 120913	AN ORDINANCE appropriating money to pay certain claims for the week of November 4 through November 8, 2024, and ordering the payment thereof; and ratifying and confirming certain prior acts.	City Council



Legislation Text

File #: CB 120900, **Version:** 1

CITY OF SEATTLE

ORDINANCE _____

COUNCIL BILL _____

AN ORDINANCE appropriating money to pay certain claims for the week of October 21, 2024, through October 25, 2024, and ordering the payment thereof; and ratifying and confirming certain prior acts.
BE IT ORDAINED BY THE CITY OF SEATTLE AS FOLLOWS:

Section 1. Payment of the sum of \$19,375,174.96 on PeopleSoft 9.2 mechanical warrants numbered 4100866839 - 4100869090 plus manual or cancellation issues for claims, e-payables of \$85,649.24 on PeopleSoft 9.2 9100014877 - 9100014893, and electronic financial transactions (EFT) in the amount of \$52,965,622.64 are presented to the City Council under RCW 42.24.180 and approved consistent with remaining appropriations in the current Budget as amended.

Section 2. Payment of the sum of \$63,689,470.13 on City General Salary Fund mechanical warrants numbered 10373220 - 10373502 plus manual warrants, agencies warrants, and direct deposits numbered 0000001 - 1002216 representing Gross Payrolls for payroll ending date October 22, 2024, as detailed in the Payroll Summary Report for claims against the City that were reported to the City Council October 31, 2024, is approved consistent with remaining appropriations in the current budget as amended.

Section 3. RCW 35.32A.090(1) states, “There shall be no orders, authorizations, allowances, contracts or payments made or attempted to be made in excess of the expenditure allowances authorized in the final budget as adopted or modified as provided in this chapter, and any such attempted excess expenditure shall be void and shall never be the foundation of a claim against the city.”

Section 4. Any act consistent with the authority of this ordinance taken prior to its effective date is

ratified and confirmed.

Section 5. This ordinance shall take effect and be in force 30 days after its approval by the Mayor, but if not approved and returned by the Mayor within ten days after presentation, it shall take effect as provided by Seattle Municipal Code Section 1.04.020.

Passed by the City Council the 12th of November, 2024, and signed by me in open session in authentication of its passage this 12th of November, 2024.

President _____ of the City Council

Approved / returned unsigned / vetoed this _____ day of _____, 2024.

Bruce A. Harrell, Mayor

Filed by me this _____ day of _____, 2024.

Scheereen Dedman, City Clerk

(Seal)

SUMMARY and FISCAL NOTE

Department:	Dept. Contact:	CBO Contact:
Office of City Finance	Julie Johnson	Lorine Cheung

1. BILL SUMMARY

Legislation Title:

An ordinance appropriating money to pay certain claims for the week of October 21, 2024, through October 25, 2024, and ordering the payment thereof; and ratifying and confirming certain prior acts. Claims include all financial payment obligations for bills and payroll paid out of PeopleSoft for the covered.

Summary and Background of the Legislation:

RCW 42.24.180 requires that payment of certain claims be authorized by the City Council. This bill, prepared each week by the City Treasury, authorizes the payments of funds that were previously appropriated by the City Council, so the passage of this bill does not have a direct result on the City's budget.

2. CAPITAL IMPROVEMENT PROGRAM

Does this legislation create, fund, or amend a CIP Project? ☐ Yes ☒ No

3. SUMMARY OF FINANCIAL IMPLICATIONS

Does this legislation have financial impacts to the City? ☐ Yes ☒ No

This bill authorizes the payments of funds that were previously appropriated by the City Council, so the passage of this bill does not have a direct result on the City's budget.

If the legislation has costs, but they can be absorbed within existing operations, please describe how those costs can be absorbed. The description should clearly describe if the absorbed costs are achievable because the department had excess resources within their existing budget or if by absorbing these costs the department is deprioritizing other work that would have used these resources.

Please describe any financial costs or other impacts of *not* implementing the legislation.
The legislation authorizes the payment of valid claims. If the City does not pay its legal obligations it could face greater legal and financial liability.

4. OTHER IMPLICATIONS

- a. **Please describe how this legislation may affect any departments besides the originating department.**

This type of legislation authorizes payment of bill and payroll expenses for all City departments.

- b. **Does this legislation affect a piece of property? If yes, please attach a map and explain any impacts on the property. Please attach any Environmental Impact Statements, Determinations of Non-Significance, or other reports generated for this property.**

No.

- c. **Please describe any perceived implication for the principles of the Race and Social Justice Initiative.**

- i. **How does this legislation impact vulnerable or historically disadvantaged communities? How did you arrive at this conclusion? In your response please consider impacts within City government (employees, internal programs) as well as in the broader community.**

N/A

- ii. **Please attach any Racial Equity Toolkits or other racial equity analyses in the development and/or assessment of the legislation.**

N/A

- iii. **What is the Language Access Plan for any communications to the public?**

N/A

- d. **Climate Change Implications**

- i. **Emissions: How is this legislation likely to increase or decrease carbon emissions in a material way? Please attach any studies or other materials that were used to inform this response.**

N/A

- ii. **Resiliency: Will the action(s) proposed by this legislation increase or decrease Seattle's resiliency (or ability to adapt) to climate change in a material way? If so, explain. If it is likely to decrease resiliency in a material way, describe what will or could be done to mitigate the effects.**

N/A

- e. **If this legislation includes a new initiative or a major programmatic expansion: What are the specific long-term and measurable goal(s) of the program? How will this legislation help achieve the program's desired goal(s)? What mechanisms will be used to measure progress towards meeting those goals?**

N/A

5. CHECKLIST

- ☐ Is a public hearing required?
- ☐ Is publication of notice with *The Daily Journal of Commerce* and/or *The Seattle Times* required?
- ☐ If this legislation changes spending and/or revenues for a fund, have you reviewed the relevant fund policies and determined that this legislation complies?
- ☐ Does this legislation create a non-utility CIP project that involves a shared financial commitment with a non-City partner agency or organization?

6. ATTACHMENTS

Summary Attachments: None.



Legislation Text

File #: CB 120901, **Version:** 1

CITY OF SEATTLE

ORDINANCE _____

COUNCIL BILL _____

AN ORDINANCE appropriating money to pay certain claims for the week of October 28, 2024, through November 1, 2024, and ordering the payment thereof; and ratifying and confirming certain prior acts.
BE IT ORDAINED BY THE CITY OF SEATTLE AS FOLLOWS:

Section 1. Payment of the sum of \$33,557,585.77 on PeopleSoft 9.2 mechanical warrants numbered 4100869091 - 4100871409 plus manual or cancellation issues for claims, e-payables of \$40,064.13 on PeopleSoft 9.2 9100014894 - 9100014908, and electronic financial transactions (EFT) in the amount of \$130,412,657.65 are presented to the City Council under RCW 42.24.180 and approved consistent with remaining appropriations in the current Budget as amended.

Section 2. RCW 35.32A.090(1) states, “There shall be no orders, authorizations, allowances, contracts or payments made or attempted to be made in excess of the expenditure allowances authorized in the final budget as adopted or modified as provided in this chapter, and any such attempted excess expenditure shall be void and shall never be the foundation of a claim against the city.”

Section 3. Any act consistent with the authority of this ordinance taken prior to its effective date is ratified and confirmed.

Section 4. This ordinance shall take effect and be in force 30 days after its approval by the Mayor, but if not approved and returned by the Mayor within ten days after presentation, it shall take effect as provided by Seattle Municipal Code Section 1.04.020.

Passed by the City Council the 12th of November, 2024, and signed by me in open session in

authentication of its passage this 12th of November, 2024.

President _____ of the City Council

Approved / returned unsigned / vetoed this _____ day of _____, 2024.

Bruce A. Harrell, Mayor

Filed by me this _____ day of _____, 2024.

Scheereen Dedman, City Clerk

(Seal)

SUMMARY and FISCAL NOTE

Department:	Dept. Contact:	CBO Contact:
Office of City Finance	Julie Johnson	Lorine Cheung

1. BILL SUMMARY

Legislation Title:

An ordinance appropriating money to pay certain claims for the week of October 28, 2024, through November 1, 2024, and ordering the payment thereof; and ratifying and confirming certain prior acts. Claims include all financial payment obligations for bills and payroll paid out of PeopleSoft for the covered.

Summary and Background of the Legislation:

RCW 42.24.180 requires that payment of certain claims be authorized by the City Council. This bill, prepared each week by the City Treasury, authorizes the payments of funds that were previously appropriated by the City Council, so the passage of this bill does not have a direct result on the City's budget.

2. CAPITAL IMPROVEMENT PROGRAM

Does this legislation create, fund, or amend a CIP Project? ☐ Yes ☒ No

3. SUMMARY OF FINANCIAL IMPLICATIONS

Does this legislation have financial impacts to the City? ☐ Yes ☒ No

This bill authorizes the payments of funds that were previously appropriated by the City Council, so the passage of this bill does not have a direct result on the City's budget.

If the legislation has costs, but they can be absorbed within existing operations, please describe how those costs can be absorbed. The description should clearly describe if the absorbed costs are achievable because the department had excess resources within their existing budget or if by absorbing these costs the department is deprioritizing other work that would have used these resources.

Please describe any financial costs or other impacts of *not* implementing the legislation.
The legislation authorizes the payment of valid claims. If the City does not pay its legal obligations it could face greater legal and financial liability.

4. OTHER IMPLICATIONS

- a. **Please describe how this legislation may affect any departments besides the originating department.**

This type of legislation authorizes payment of bill and payroll expenses for all City departments.

- b. **Does this legislation affect a piece of property? If yes, please attach a map and explain any impacts on the property. Please attach any Environmental Impact Statements, Determinations of Non-Significance, or other reports generated for this property.**

No.

- c. **Please describe any perceived implication for the principles of the Race and Social Justice Initiative.**

- i. **How does this legislation impact vulnerable or historically disadvantaged communities? How did you arrive at this conclusion? In your response please consider impacts within City government (employees, internal programs) as well as in the broader community.**

N/A

- ii. **Please attach any Racial Equity Toolkits or other racial equity analyses in the development and/or assessment of the legislation.**

N/A

- iii. **What is the Language Access Plan for any communications to the public?**

N/A

- d. **Climate Change Implications**

- i. **Emissions: How is this legislation likely to increase or decrease carbon emissions in a material way? Please attach any studies or other materials that were used to inform this response.**

N/A

- ii. **Resiliency: Will the action(s) proposed by this legislation increase or decrease Seattle's resiliency (or ability to adapt) to climate change in a material way? If so, explain. If it is likely to decrease resiliency in a material way, describe what will or could be done to mitigate the effects.**

N/A

- e. **If this legislation includes a new initiative or a major programmatic expansion: What are the specific long-term and measurable goal(s) of the program? How will this legislation help achieve the program's desired goal(s)? What mechanisms will be used to measure progress towards meeting those goals?**

N/A

5. CHECKLIST

- ☐ Is a public hearing required?
- ☐ Is publication of notice with *The Daily Journal of Commerce* and/or *The Seattle Times* required?
- ☐ If this legislation changes spending and/or revenues for a fund, have you reviewed the relevant fund policies and determined that this legislation complies?
- ☐ Does this legislation create a non-utility CIP project that involves a shared financial commitment with a non-City partner agency or organization?

6. ATTACHMENTS

Summary Attachments: None.



Legislation Text

File #: CB 120913, **Version:** 1

CITY OF SEATTLE

ORDINANCE _____

COUNCIL BILL _____

AN ORDINANCE appropriating money to pay certain claims for the week of November 4 through November 8, 2024, and ordering the payment thereof; and ratifying and confirming certain prior acts.

BE IT ORDAINED BY THE CITY OF SEATTLE AS FOLLOWS:

Section 1. Payment of the sum of \$19,491,480.80 on PeopleSoft 9.2 mechanical warrants numbered 4100871410 - 4100873327 plus manual or cancellation issues for claims, e-payables of \$59,203.87 on PeopleSoft 9.2 9100014909 - 9100014921, and electronic financial transactions (EFT) in the amount of \$30,247,300.15 are presented to the City Council under RCW 42.24.180 and approved consistent with remaining appropriations in the current Budget as amended.

Section 2. Payment of the sum of \$63,713,484.24 on City General Salary Fund mechanical warrants numbered 10375125 - 10375429 plus manual warrants, agencies warrants, and direct deposits numbered 0000001 - 1002216 representing Gross Payrolls for payroll ending date November 5, 2024, as detailed in the Payroll Summary Report for claims against the City that were reported to the City Council November 14, 2024, is approved consistent with remaining appropriations in the current budget as amended.

Section 3. RCW 35.32A.090(1) states, “There shall be no orders, authorizations, allowances, contracts or payments made or attempted to be made in excess of the expenditure allowances authorized in the final budget as adopted or modified as provided in this chapter, and any such attempted excess expenditure shall be void and shall never be the foundation of a claim against the city.”

Section 4. Any act consistent with the authority of this ordinance taken prior to its effective date is

ratified and confirmed.

Section 5. This ordinance shall take effect and be in force 30 days after its approval by the Mayor, but if not approved and returned by the Mayor within ten days after presentation, it shall take effect as provided by Seattle Municipal Code Section 1.04.020.

Passed by the City Council the 21st of November, 2024, and signed by me in open session in authentication of its passage this 21st of November, 2024.

President _____ of the City Council

Approved / returned unsigned / vetoed this ____ day of _____, 2024.

Bruce A. Harrell, Mayor

Filed by me this ____ day of _____, 2024.

Scheereen Dedman, City Clerk

(Seal)

SUMMARY and FISCAL NOTE

Department:	Dept. Contact:	CBO Contact:
Office of City Finance	Julie Johnson	Lorine Cheung

1. BILL SUMMARY

Legislation Title:

AN ORDINANCE appropriating money to pay certain claims for the week of November 04, 2024, through November 08, 2024, and ordering the payment thereof; and ratifying and confirming certain prior acts. Claims include all financial payment obligations for bills and payroll paid out of PeopleSoft for the covered.

Summary and Background of the Legislation:

RCW 42.24.180 requires that payment of certain claims be authorized by the City Council. This bill, prepared each week by the City Treasury, authorizes the payments of funds that were previously appropriated by the City Council, so the passage of this bill does not have a direct result on the City's budget.

2. CAPITAL IMPROVEMENT PROGRAM

Does this legislation create, fund, or amend a CIP Project? ☐ Yes ☒ No

3. SUMMARY OF FINANCIAL IMPLICATIONS

Does this legislation have financial impacts to the City? ☐ Yes ☒ No

This bill authorizes the payments of funds that were previously appropriated by the City Council, so the passage of this bill does not have a direct result on the City's budget.

If the legislation has costs, but they can be absorbed within existing operations, please describe how those costs can be absorbed. The description should clearly describe if the absorbed costs are achievable because the department had excess resources within their existing budget or if by absorbing these costs the department is deprioritizing other work that would have used these resources.

Please describe any financial costs or other impacts of *not* implementing the legislation.
The legislation authorizes the payment of valid claims. If the City does not pay its legal obligations it could face greater legal and financial liability.

4. OTHER IMPLICATIONS

- a. **Please describe how this legislation may affect any departments besides the originating department.**

This type of legislation authorizes payment of bill and payroll expenses for all City departments.

- b. **Does this legislation affect a piece of property? If yes, please attach a map and explain any impacts on the property. Please attach any Environmental Impact Statements, Determinations of Non-Significance, or other reports generated for this property.**

No.

- c. **Please describe any perceived implication for the principles of the Race and Social Justice Initiative.**

- i. **How does this legislation impact vulnerable or historically disadvantaged communities? How did you arrive at this conclusion? In your response please consider impacts within City government (employees, internal programs) as well as in the broader community.**

N/A

- ii. **Please attach any Racial Equity Toolkits or other racial equity analyses in the development and/or assessment of the legislation.**

N/A

- iii. **What is the Language Access Plan for any communications to the public?**

N/A

- d. **Climate Change Implications**

- i. **Emissions: How is this legislation likely to increase or decrease carbon emissions in a material way? Please attach any studies or other materials that were used to inform this response.**

N/A

- ii. **Resiliency: Will the action(s) proposed by this legislation increase or decrease Seattle's resiliency (or ability to adapt) to climate change in a material way? If so, explain. If it is likely to decrease resiliency in a material way, describe what will or could be done to mitigate the effects.**

N/A

- e. **If this legislation includes a new initiative or a major programmatic expansion: What are the specific long-term and measurable goal(s) of the program? How will this legislation help achieve the program's desired goal(s)? What mechanisms will be used to measure progress towards meeting those goals?**

N/A

5. CHECKLIST

- ☐ Is a public hearing required?
- ☐ Is publication of notice with *The Daily Journal of Commerce* and/or *The Seattle Times* required?
- ☐ If this legislation changes spending and/or revenues for a fund, have you reviewed the relevant fund policies and determined that this legislation complies?
- ☐ Does this legislation create a non-utility CIP project that involves a shared financial commitment with a non-City partner agency or organization?

6. ATTACHMENTS

Summary Attachments: None.



Legislation Text

File #: CB 120856, **Version:** 1

CITY OF SEATTLE

ORDINANCE _____

COUNCIL BILL _____

AN ORDINANCE relating to the City Light Department; amending rates, terms, and conditions for the use and sale of electricity supplied by the City Light Department for 2024, 2025, and 2026; and amending Sections 21.49.020, 21.49.030, 21.49.052, 21.49.055, 21.49.057, 21.49.058, 21.49.060, 21.49.065, 21.49.083, 21.49.085, and 21.49.086 of the Seattle Municipal Code.

WHEREAS, the City Light Department's Adopted 2025-2030 Strategic Plan Update establishes the amount of total revenue to be collected from customers through rates for 2025 and 2026, which translates to average rate increases of 5.4 percent in both years; and

WHEREAS, the Department has completed a cost of service study that identifies the amount of revenue to be collected from each customer rate class; and

WHEREAS, a report on rate design completed jointly by the Department and the City Light Review Panel, presented to the City Council in 2019 and memorialized in Clerk File 321222, identified near-term priorities to (1) adjust residential block rates to be closer to actual cost and facilitate other rate design concepts, (2) deploy a time-of-use rate option to help manage power demands at peak time and help customers to reduce their costs, and (3) increase basic service charges to reflect the fixed costs associated with serving individual customers; and

WHEREAS, Ordinance 126677 reduced the number of rate schedules for 2023 onward, restructuring rate codes such that customers outside Seattle are served under the same schedule, with changes for franchise differentials, utility taxes, and undergrounding applied based on the jurisdiction in which the customer is located; and

WHEREAS, effective January 1, 2024, the Department implemented a Bonneville Power Administration (BPA) pass-through that increased all per kWh charges by 0.12 cents per kWh without amending the Seattle Municipal Code (SMC), as authorized by SMC 21.49.081; and

WHEREAS, the net wholesale revenue forecast values used for the Rate Stabilization Account mechanism are set at amounts assumed for rates and budget; and

WHEREAS, updates to the Large Solar Program authorized by SMC 21.49.083, now the Large Customer Renewable Generation Program, are needed to reflect growing interest and diversity in large-scale customer-installed generation arrays within the Department’s service territory; NOW, THEREFORE,

BE IT ORDAINED BY THE CITY OF SEATTLE AS FOLLOWS:

Section 1. Section 21.49.020 of the Seattle Municipal Code, last amended by Ordinance 126677, is amended as follows:

21.49.020 Definitions

A. The following terms or abbreviations, as used in this Chapter 21.49, have the following meanings:

* * *

~~((“Peak” means the period Monday through Saturday, 6 a.m. to 10 p.m., excluding major holidays New Year’s Day, Memorial Day, Independence Day, Labor Day, Thanksgiving Day, and Christmas Day, as recognized by the North American Electric Reliability Corporation.))~~

* * *

~~((“Suburban customer” until January 1, 2023 means any customer that is not a City customer, Burien customer, King County customer, Lake Forest Park customer, Normandy Park customer, SeaTac customer, Shoreline customer, or Tukwila customer. Effective January 1, 2023, “suburban”))~~ “Suburban customer” means any customer receiving service outside Seattle.

* * *

Section 2. Section 21.49.030 of the Seattle Municipal Code, last amended by Ordinance 126677, is

amended as follows:

21.49.030 Residential rates (Schedules RSC, ~~((RST,))~~ RSS, ~~((RSH, RSB, RSE, RSL,))~~ RTC, and RTS)

A. Schedules RSC ~~((,RST,))~~ and RSS ~~((,RSH, RSB, RSE, and RSL,))~~ are for all separately metered residential services and are the default rate schedules. For all residential rate schedules, summer billing is defined as April 1 through September 30, and winter billing is defined as all other days. For all residential rate schedules, the First Block energy charge shall apply to the first 10 kWh per day for summer billing, and the first 16 kWh per day for winter billing. The End Block energy charge shall be applied to all additional kWh. ~~((Effective January 1, 2023, all customers outside Seattle will be placed on Schedule RSS (Suburban) and Schedules RST, RSH, RSB, RSE, and RSL will become inactive.))~~ Effective January 1, 2025, all kWh will be billed at the same rate. Schedule RSS rates will be adjusted for applicable municipal utility taxes, franchise rate differentials, and undergrounding charges specific to each location.

Schedule RSC (Residential: City Default)

RSC	((Effective January 1, 2022))	((Effective January 1, 2023))	Effective January 1, 2024	<u>Effective January 1, 2025</u>	<u>Effective January 1, 2026</u>
Base Service Charge cents per meter per day	((19.74))	((23.01))	26.23	<u>29.59</u>	<u>39.45</u>
First Block Energy Charge cents per kWh	((10.56))	((11.32))	12.29		
End Block Energy Charge cents per kWh	((13.07))	((13.07))	13.07		
Energy Charge cents per kWh				<u>13.22</u>	<u>13.38</u>

~~((Schedule RST (Residential: Tukwila)~~

~~Effective January 1, 2023, customers on Schedule RST will be converted to Schedule RSS.))~~

((RST))	((Effective January 1, 2022))
((Base Service Charge cents per meter per day))	((21.19))
((First Block Energy Charge cents per kWh))	((10.97))
((End Block Energy Charge cents per kWh))	((13.91))

Schedule RSS (Residential: Suburban Default)

RSS	((Effective January 1, 2022))	((Effective January 1, 2023))	Effective January 1, 2024	Effective January 1, 2025	Effective January 1, 2026
Base Service Charge cents per meter per day	((19.74))	((23.01))	26.23	<u>29.59</u>	<u>39.45</u>
First Block Energy Charge cents per kWh	((10.56))	((11.68))	12.83		
End Block Energy Charge cents per kWh	((13.07))	((13.48))	13.64		
Energy Charge cents per kWh				<u>13.22</u>	<u>13.56</u>

All charges in Schedule RSS shall be increased by the following percentages respective of the location of service:

RSS suburban franchise and tax multipliers	((Effective January 1, 2023))	Effective January 1, 2024	Effective January 1, 2025	Effective January 1, 2026
Burien, King County, SeaTac, Shoreline	((8.00%))	8.00%	<u>8.00%</u>	<u>8.00%</u>
Tukwila	((7.21%))	7.23%	<u>7.04%</u>	<u>7.19%</u>
Lake Forest Park	((8.04%))	8.04%	<u>8.04%</u>	<u>8.04%</u>
Normandy Park	((6.38%))	6.38%	<u>6.38%</u>	<u>6.38%</u>

~~((The King County multiplier will be 8.00% only if a King County franchise agreement authorizing such a rate differential is approved by both the King County Council and Seattle City Council. Absent an approved franchise agreement, the multiplier shall be 0%..))~~

Additional undergrounding charges will apply to all customers in Shoreline and Burien as follows:

Suburban Undergrounding Charges	Effective January 1, 2023	Effective January 1, 2025
Shoreline		
North City Undergrounding Charge cents per kWh	0.07	<u>0.07</u>
Aurora 1 Undergrounding Charge cents per kWh	0.17	<u>0.17</u>
Aurora 2 Undergrounding Charge cents per kWh	0.18	<u>0.18</u>

Aurora 3A Undergrounding Charge cents per kWh	0.05	<u>0.05</u>
Aurora 3B Undergrounding Charge cents per kWh	0.22	<u>0.22</u>
Burien		
First Avenue South 1 Undergrounding Charge cents per kWh	0.37	<u>0.37</u>
First Avenue South 2 Undergrounding Charge cents per kWh	0.13	<u>0.13</u>

((Schedule RSH (Residential: Shoreline))

Effective January 1, 2023, customers on Schedule RSH will be converted to Schedule RSS.))

((RSH))	((Effective January 1, 2022))
((Base Service Charge cents per meter per day))	((21.32))
((First Block Energy Charge cents per kWh))	((11.04))
((End Block Energy Charge cents per kWh))	((13.99))
((North City Undergrounding Charge cents per kWh))	((0.07))
((Aurora 1 Undergrounding Charge cents per kWh))	((0.17))
((Aurora 2 Undergrounding Charge cents per kWh))	((0.18))
((Aurora 3A Undergrounding Charge cents per kWh))	((0.05))
((Aurora 3B Undergrounding Charge cents per kWh))	((0.22))

((Schedule RSB (Residential: Burien))

Effective January 1, 2023, customers on Schedule RSB will be converted to Schedule RSS.))

((RSB))	((Effective January 1, 2022))
((Base Service Charge cents per meter per day))	((21.32))
((First Block Energy Charge cents per kWh))	((11.04))
((End Block Energy Charge cents per kWh))	((13.99))
((First Avenue South 1 Undergrounding Charge cents per kWh))	((0.37))
((First Avenue South 2 Undergrounding Charge cents per kWh))	((0.13))

((Schedule RSE (Residential: SeaTac))

Effective January 1, 2023, customers on Schedule RSE will be converted to Schedule RSS.))

((RSE))	((Effective January 1, 2022))
((Base Service Charge cents per meter per day))	((21.32))

((First Block Energy Charge cents per kWh))	((11.04))
((End Block Energy Charge cents per kWh))	((13.99))

((Schedule RSL (Residential: Lake Forest Park))

Effective January 1, 2023, customers on Schedule RSL will be converted to Schedule RSS.))

((RSL))	((Effective January 1, 2022))
((Base Service Charge cents per meter per day))	((21.33))
((First Block Energy Charge cents per kWh))	((11.04))
((End Block Energy Charge cents per kWh))	((14.00))

B. Time-of-((Day)) Use rates (Schedules RTC and RTS) are optional rate schedules available to customers who have a fully functioning advanced meter. ~~((and are not enrolled in the net metering program.))~~ Time-of-Use rates will be available to customers enrolled in the net metering program once necessary updates to the billing system are completed, as determined by the Department. Customers may return to their default rate schedule but will not be able re-enroll in Schedule RTC or RTS until 12 months from the time of unenrollment. The same franchise and tax multipliers and suburban undergrounding charges apply to Schedule RTS as Schedule RSS.

Schedule RTC (Residential: City Time-of-((Day))Use)

RTC	Effective January 1, 2024	Effective January 1, 2025	Effective January 1, 2026
Base Service Charge cents per meter per day	26.23	<u>29.59</u>	<u>39.45</u>
Energy Off-Peak cents per kWh	7.57	<u>7.96</u>	<u>8.05</u>
Energy Mid-Peak cents per kWh	13.25	<u>13.93</u>	<u>14.09</u>
Energy Peak cents per kWh	15.14	<u>15.92</u>	<u>16.10</u>

Schedule RTS (Residential: Suburban Time-of-((Day))Use)

RTS	Effective January 1, 2024	Effective January 1, 2025	Effective January 1, 2026
Base Service Charge cents per meter per day	26.23	<u>29.59</u>	<u>39.45</u>
Energy Off-Peak cents per kWh	7.97	<u>7.96</u>	<u>8.16</u>
Energy Mid-Peak cents per kWh	13.95	<u>13.93</u>	<u>14.28</u>

Energy Peak cents per kWh	15.94	15.92	16.32
---------------------------	-------	-------	-------

Off-Peak is 12 a.m. to 6 a.m. every day.

Mid-Peak is 6 a.m. to 5 p.m. and 9 p.m. to 12 a.m. Mondays through Saturdays and 6 a.m. to 12 a.m. on Sundays and holidays.

Peak is 5 p.m. to 9 p.m. Mondays through Saturdays, excluding holidays.

C. Normal residential service shall be limited to single-phase.

D. If Schedules RSC, ~~((RST,))~~ RSS, ~~((RSH, RSB, RSE, RSL,))~~ RTC, and RTS are applied to transient occupancy in separately metered living units, billing shall be in the name of the owner on a continuous basis.

E. Duplexes using a single meter prior to October 13, 1978, shall be considered as a single residence for the purpose of applying Schedules RSC, ~~((RST,))~~ RSS, ~~((RSH, RSB, RSE, RSL,))~~ RTC, and RTS. For a new duplex or a larger service to an existing duplex, each residence shall be separately metered.

F. All electrical service provided for domestic uses to a single residential account, including electrically heated swimming pools, shall have all consumption of electricity added together for billing on Schedules RSC, ~~((RST,))~~ RSS, ~~((RSH, RSB, RSE, RSL,))~~ RTC, and RTS.

Section 3. Section 21.49.052 of the Seattle Municipal Code, last amended by Ordinance 126677, is amended as follows:

21.49.052 Small general service (Schedules SMC, ~~((SMT,))~~ SMS, ~~((SMH, SMB,))~~ SMD, ~~((SME,))~~ STC, and STS)

A. Small general service is general service provided to customers who are not demand metered or, if demand metered, have had in the previous calendar year more than half of their normal billings at less than 50 kW of maximum demand. Classification of new customers as small general service customers will be based on the Department's estimate of maximum demand in the current year. Customers who are assigned flat rate bills shall be charged according to small general service energy charges. ~~((Effective January 1, 2023, all customers~~

outside Seattle will be placed on Schedule SMS (Suburban) and Schedules SMT, SMH, SMB, SME, and SML will become inactive.)) Schedule SMS and STS rates will be increased for applicable municipal utility taxes, franchise rate differentials, and undergrounding charges specific to each location.

Schedule SMC (Small General Service: City Default)

SMC	((Effective January 1, 2022))	((Effective January 1, 2023))	Effective January 1, 2024	Effective January 1, 2025	Effective January 1, 2026
Energy Charge cents per kWh	((10.75))	((11.03))	11.24	<u>11.93</u>	<u>12.41</u>
Base Service Charge dollars per meter per day		((0.22))	\$0.46	<u>\$0.62</u>	<u>\$0.82</u>
Minimum Charge dollars per meter per day	((0.42))	((0.42))	\$0.46	<u>\$0.62</u>	<u>\$0.82</u>
Power Factor Charge cents per kVarh	((0.15))	((0.15))	0.15	<u>0.15</u>	<u>0.15</u>
Transformer investment credit per kW of monthly maximum demand	((0.28))	((0.29))	\$0.30	<u>\$0.30</u>	<u>\$0.31</u>
Transformer losses discount in kWh	$.53285 \times kW + .00002 \times kW^2 + .00527 \times kWh$				

~~((Schedule SMT (Small General Service: Tukwila)~~

Effective January 1, 2023, customers on Schedule SMT will be converted to Schedule SMS.))

((SMT))	((Effective January 1, 2022))
((Energy Charge cents per kWh))	((11.24))
((Minimum Charge dollars per meter per day))	((0.45))
((Power Factor Charge cents per kVarh))	((0.15))
((Transformer investment credit per kW of monthly maximum demand))	((0.28))
((Transformer losses discount in kWh))	((.53285 \times kW + .00002 \times kW^2 + .00527 \times kWh))

Schedule SMS (Small General Service: Suburban Default)

SMS	((Effective January 1, 2022))	((Effective January 1, 2023))	Effective January 1, 2024	Effective January 1, 2025	Effective January 1, 2026
-----	--	--	---------------------------	---------------------------	---------------------------

Energy Charge cents per kWh	((10.75))	((10.80))	11.02	<u>11.19</u>	<u>11.61</u>
Base Service Charge dollars per meter per day		((0.23))	\$0.48	<u>\$0.57</u>	<u>\$0.75</u>
Minimum Charge dollars per meter per day	((0.42))	((0.42))	\$0.48	<u>\$0.57</u>	<u>\$0.75</u>
Power Factor Charge cents per kVarh	((0.15))	((0.15))	0.15	<u>0.15</u>	<u>0.15</u>
Transformer investment credit per kW of monthly maximum demand	((0.28))	((0.29))	\$0.30	<u>\$0.30</u>	<u>\$0.31</u>
Transformer losses discount in kWh	$.53285 \times kW + .00002 \times kW^2 + .00527 \times kWh$				

All charges and credits in Schedule SMS shall be increased by the following percentages based on the location of service:

SMS suburban franchise and tax multipliers	((Effective January 1, 2023))	Effective January 1, 2024	<u>Effective January 1, 2025</u>	<u>Effective January 1, 2026</u>
Burien, King County, SeaTac, Shoreline	((8.00%))	8.00%	<u>8.00%</u>	<u>8.00%</u>
Tukwila	((7.41%))	7.43%	<u>7.23%</u>	<u>7.41%</u>
Lake Forest Park	((8.04%))	8.04%	<u>8.04%</u>	<u>8.04%</u>
Normandy Park	((6.38%))	6.38%	<u>6.38%</u>	<u>6.38%</u>

~~((The King County multiplier will be 8.00% only if a King County franchise agreement authorizing such a rate differential is approved by both the King County Council and Seattle City Council. Absent an approved franchise agreement, the multiplier shall be 0%-.))~~

Additional undergrounding charges will apply to all customers in Shoreline and Burien as follows:

Undergrounding Charges	Effective January 1, 2023	<u>Effective January 1, 2025</u>
Shoreline		
North City Undergrounding Charge cents per kWh	0.07	<u>0.07</u>
Aurora 1 Undergrounding Charge cents per kWh	0.17	<u>0.17</u>
Aurora 2 Undergrounding Charge cents per kWh	0.18	<u>0.18</u>

Aurora 3A Undergrounding Charge cents per kWh	0.05	<u>0.05</u>
Aurora 3B Undergrounding Charge cents per kWh	0.22	<u>0.22</u>
Burien		
First Avenue South 1 Undergrounding Charge cents per kWh	0.37	<u>0.37</u>
First Avenue South 2 Undergrounding Charge cents per kWh	0.13	<u>0.13</u>

~~((Schedule SMH (Small General Service: Shoreline))~~

Effective January 1, 2023, customers on Schedule SMH will be converted to Schedule SMS:))

((SMH))	((Effective January 1, 2022))
((Energy Charge cents per kWh))	((11.29))
((Minimum Charge dollars per meter per day))	((0.45))
((North City Undergrounding Charge cents per kWh))	((0.07))
((Aurora 1 Undergrounding Charge cents per kWh))	((0.17))
((Aurora 2 Undergrounding Charge cents per kWh))	((0.18))
((Aurora 3A Undergrounding Charge cents per kWh))	((0.05))
((Aurora 3B Undergrounding Charge cents per kWh))	((0.22))
((Power Factor Charge cents per kVarh))	((0.15))
((Transformer investment credit per kW of monthly maximum demand))	((0.28))
((Transformer losses discount in kWh))	((.53285 × kW + .00002 × kW² + .00527 × kWh))

~~((Schedule SMB (Small General Service: Burien))~~

Effective January 1, 2023, customers on Schedule SMB will be converted to Schedule SMS:))

((SMB))	((Effective January 1, 2022))
((Energy Charge cents per kWh))	((11.29))
((Minimum Charge dollars per meter per day))	((0.45))
((First Avenue South 1 Undergrounding Charge cents per kWh))	((0.37))
((First Avenue South 2 Undergrounding Charge cents per kWh))	((0.13))
((Power Factor Charge cents per kVarh))	((0.15))
((Transformer investment credit per kW of monthly maximum demand))	((0.28))
((Transformer losses discount in kWh))	((.53285 × kW + .00002 × kW² + .00527 × kWh))

~~((Schedule SME (Small General Service: SeaTac)~~

Effective January 1, 2023, customers on Schedule SME will be converted to Schedule SMS.))

((SME))	((Effective January 1, 2022))
((Energy Charge cents per kWh))	((11.29))
((Minimum Charge dollars per meter per day))	((0.45))
((Power Factor Charge cents per kVarh))	((0.15))
((Transformer investment credit per kW of monthly maximum demand))	((0.28))
((Transformer losses discount in kWh))	((.53285 × kW + .00002 × kW² + .00527 × kWh))

Schedule SMD (Small General Service: Network Default)

SMD	((Effective January 1, 2022))	((Effective January 1, 2023))	Effective January 1, 2024	Effective January 1, 2025	Effective January 1, 2026
Energy Charge cents per kWh	((10.75))	((11.03))	11.24	11.93	12.41
Base Service Charge dollars per meter per day		((0.22))	\$0.46	\$0.62	\$0.82
Minimum Charge dollars per meter per day	((0.42))	((0.42))	\$0.46	\$0.62	\$0.82
Power Factor Charge cents per kVarh	((0.15))	((0.15))	0.15	0.15	0.15
Transformer investment credit per kW of monthly maximum demand	((0.28))	((0.29))	\$0.30	\$0.30	\$0.31
Transformer losses discount in kWh	$.53285 \times kW + .00002 \times kW^2 + .00527 \times kWh$				

~~((Schedule SML (Small General Service: Lake Forest Park)~~

Effective January 1, 2023, customers on Schedule SML will be converted to Schedule SMS.))

((SML))	((Effective January 1, 2022))
((Energy Charge cents per kWh))	((11.29))
((Minimum Charge dollars per meter per day))	((0.45))
((Power Factor Charge cents per kVarh))	((0.15))
((Transformer investment credit per kW of monthly maximum demand))	((0.28))

((Transformer losses discount in kWh))	$((.53285 \times kW + .00002 \times kW^2 + .00527 \times kWh))$
---	---

B. Time-of-~~((Day))~~Use rates (Schedules STC and STS) are optional rate schedules available to customers who have a fully functioning advanced meter. Time-of-Use rates will be available to customers enrolled in the net metering program once necessary updates to the billing system are completed, as determined by the Department. Customers can return to their default rate schedule but will not be able to re-enroll in schedules STC or STS until 12 months from the time of unenrollment. Schedule STC is available to customers on either SMC (City) or SMD (Network) rate schedules. ~~((The same franchise and tax multipliers and suburban undergrounding charges apply to Schedule STS as Schedule SMS.))~~

Schedule STC (Small General Service: City Time-of-~~((Day))~~Use)

STC	Effective January 1, 2024	Effective January 1, 2025	Effective January 1, 2026
Energy Off-Peak cents per kWh	6.90	<u>7.33</u>	<u>7.62</u>
Energy Mid-Peak cents per kWh	12.08	<u>12.83</u>	<u>13.34</u>
Energy Peak cents per kWh	13.80	<u>14.66</u>	<u>15.24</u>
Base Service Charge dollars per meter per day	\$0.46	<u>\$0.62</u>	<u>\$0.82</u>
Minimum Charge dollars per meter per day	\$0.46	<u>\$0.62</u>	<u>\$0.82</u>
Power Factor Charge cents per kVarh	0.15	<u>0.15</u>	<u>0.15</u>
Transformer investment credit per kW of monthly maximum demand	\$0.30	<u>\$0.30</u>	<u>\$0.31</u>
Transformer losses discount in kWh	$.53285 \times kW + .00002 \times kW^2 + .00527 \times kWh$		

Schedule STS (Suburban Small General Service Base Rates Time-of-~~((Day))~~Use)

STS	Effective January 1, 2024	Effective January 1, 2025	Effective January 1, 2026
Energy Off-Peak cents per kWh	6.76	<u>6.88</u>	<u>7.14</u>
Energy Mid-Peak cents per kWh	11.83	<u>12.04</u>	<u>12.50</u>
Energy Peak cents per kWh	13.52	<u>13.76</u>	<u>14.28</u>
Base Service Charge dollars per meter per day	\$0.48	<u>\$0.57</u>	<u>\$0.75</u>

Minimum Charge dollars per meter per day	\$0.48	<u>\$0.57</u>	<u>\$0.75</u>
Power Factor Charge cents per kVarh	0.15	<u>0.15</u>	<u>0.15</u>
Transformer investment credit per kW of monthly maximum demand	\$0.30	<u>\$0.30</u>	<u>\$0.31</u>
Transformer losses discount in kWh	$.53285 \times kW + .00002 \times kW^2 + .00527 \times kWh$		

~~((adv=q))~~ Off-Peak is 12 a.m. to 6 a.m. every day.

Mid-Peak is 6 a.m. to 5 p.m. and 9 p.m. to 12 a.m. Mondays through Saturdays and 6 a.m. to 12 a.m. on Sundays and holidays.

Peak is 5 p.m. to 9 p.m. Mondays through Saturdays, excluding holidays.

* * *

Section 4. Section 21.49.055 of the Seattle Municipal Code, last amended by Ordinance 126677, is amended as follows:

21.49.055 Medium general service (Schedules MDC, ~~((MDT,))~~ MDS, ~~((MDH, MDB,))~~ MDD, ~~((MDE, MDL,))~~ MTC, MTD, MTS, MCC, MCD, and MCS)

A. Medium general service is general service provided to customers who have in the previous calendar year half or more than half of their normal billings at 50 kW of maximum demand or greater and have more than half of their normal billings at less than 1,000 kW of maximum demand. Classification of new customers will be based on the Department's estimate of maximum demand in the current year. ~~((Effective January 1, 2023, all customers outside Seattle will be placed on Schedule MDS (Suburban) and Schedules MDT, MDH, MDB, MDE, and MDL will become inactive.))~~ Schedule MDS rates will be increased for applicable municipal utility taxes, franchise rate differentials, and undergrounding charges specific to each location.

Schedule MDC (Medium Standard General Service: City Default)

MDC	((Effective January 1, 2022))	((Effective January 1, 2023))	Effective January 1, 2024	<u>Effective January 1, 2025</u>	<u>Effective January 1, 2026</u>
Energy Charge cents per kWh	((8.15))	((8.31))	8.70	<u>9.34</u>	<u>9.90</u>

Demand Charge dollars per kW	(((\$4.17))	(((\$4.74))	\$4.86	<u>\$5.10</u>	<u>\$5.36</u>
Base Service Charge dollars per meter per day		(((\$0.88))	\$1.80	<u>\$2.29</u>	<u>\$3.01</u>
Minimum Charge dollars per meter per day	(((\$1.33))	(((\$1.33))	\$1.80	<u>\$2.29</u>	<u>\$3.01</u>
Power Factor Charge cents per kVarh	((0.15))	((0.15))	0.15	<u>0.15</u>	<u>0.15</u>
Transformer Investment Credit per kW of monthly maximum demand	(((\$0.28))	(((\$0.29))	\$0.30	<u>\$0.30</u>	<u>\$0.31</u>
Transformer losses discount in kWh	$.53285 \times \text{kW} + .00002 \times \text{kW}_\lambda^2 + .00527 \times \text{kWh}$				

~~((Schedule MDT (Medium Standard General Service: Tukwila)~~

Effective January 1, 2023, customers on Schedule MDT will be converted to Schedule MDS.))

((MDT))	((Effective January 1, 2022))
((Energy Charge cents per kWh))	((8.82))
((Demand Charge dollars per kW))	((4.49))
((Minimum Charge dollars per meter per day))	((1.43))
((Power Factor Charge cents per kVarh))	((0.15))
((Transformer Investment Credit per kW of monthly maximum demand))	((0.28))
((Transformer losses discount in kWh))	((.53285 \times \text{kW} + .00002 \times \text{kW}_\lambda^2 + .00527 \times \text{kWh}))

Schedule MDS (Medium Standard General Service: Suburban Default)

MDS	((Effective January 1, 2022))	((Effective January 1, 2023))	Effective January 1, 2024	<u>Effective January 1, 2025</u>	<u>Effective January 1, 2026</u>
Energy Charge cents per kWh	((8.15))	((8.31))	8.70	<u>9.34</u>	<u>9.90</u>
Demand Charge dollars per kW	(((\$4.17))	(((\$4.74))	\$4.86	<u>\$5.10</u>	<u>\$5.36</u>
Base Service Charge dollars per meter per day		(((\$0.88))	\$1.80	<u>\$2.29</u>	<u>\$3.01</u>
Minimum Charge dollars per meter per day	(((\$1.33))	(((\$1.33))	\$1.80	<u>\$2.29</u>	<u>\$3.01</u>
Power Factor Charge cents per kVarh	((0.15))	((0.15))	0.15	<u>0.15</u>	<u>0.15</u>

Transformer Investment Credit per kW of monthly maximum demand	(((\$0.28))	(((\$0.29))	\$0.30	<u>\$0.30</u>	<u>\$0.31</u>
Transformer losses discount in kWh	$.53285 \times \text{kW} + .00002 \times \text{kW}_{\text{L}}^2 + .00527 \times \text{kWh}$				

All charges and credits in Schedule MDS shall be increased by the following percentages based on the location of service:

MDS suburban franchise and tax multipliers	((Effective January 1, 2023))	Effective January 1, 2024	Effective January 1, 2025	Effective January 1, 2026
Burien, King County, SeaTac, Shoreline	((8.00%))	8.00%	<u>8.00%</u>	<u>8.00%</u>
Tukwila	((7.57%))	7.59%	<u>7.40%</u>	<u>7.60%</u>
Lake Forest Park	((8.04%))	8.04%	<u>8.04%</u>	<u>8.04%</u>
Normandy Park	((6.38%))	6.38%	<u>6.38%</u>	<u>6.38%</u>

~~((The King County multiplier will be 8.00% only if a King County franchise agreement authorizing such a rate differential is approved by both the King County Council and Seattle City Council. Absent an approved franchise agreement, the multiplier shall be 0%-.))~~

Additional undergrounding charges will apply to all customers in Shoreline and Burien as follows:

Suburban Undergrounding Charges	Effective January 1, 2023	Effective January 1, 2025
Shoreline		
North City Undergrounding Charge cents per kWh	0.07	<u>0.07</u>
Aurora 1 Undergrounding Charge cents per kWh	0.17	<u>0.17</u>
Aurora 2 Undergrounding Charge cents per kWh	0.18	<u>0.18</u>
Aurora 3A Undergrounding Charge cents per kWh	0.05	<u>0.05</u>
Aurora 3B Undergrounding Charge cents per kWh	0.22	<u>0.22</u>
Burien		
First Avenue South 1 Undergrounding Charge cents per kWh	0.37	<u>0.37</u>
First Avenue South 2 Undergrounding Charge cents per kWh	0.13	<u>0.13</u>

~~((Schedule MDH (Medium Standard General Service: Shoreline)~~

Effective January 1, 2023, customers on Schedule MDH will be converted to Schedule MDS.))

((MDH))	((Effective January 1, 2022))
((Energy Charge cents per kWh))	((8.83))
((Demand Charge dollars per kW))	(((\$4.50))
((Minimum Charge dollars per meter per day))	(((\$1.43))
((North City Undergrounding Charge cents per kWh))	((0.07))
((Aurora 1 Undergrounding Charge cents per kWh))	((0.17))
((Aurora 2 Undergrounding Charge cents per kWh))	((0.18))
((Aurora 3A Undergrounding Charge cents per kWh))	((0.05))
((Aurora 3B Undergrounding Charge cents per kWh))	((0.22))
((Power Factor Charge cents per kVarh))	((0.15))
((Transformer Investment Credit per kW of monthly maximum demand))	(((\$0.28))
((Transformer losses discount in kWh))	(($.53285 \times \text{kW} + .00002 \times \text{kW}^2 + .00527 \times \text{kWh}$))

((Schedule MDB (Medium Standard General Service: Burien))

Effective January 1, 2023, customers on Schedule MDB will be converted to Schedule MDS.))

((MDB))	((Effective January 1, 2022))
((Energy Charge cents per kWh))	((8.83))
((Demand Charge dollars per kW))	(((\$4.50))
((Minimum Charge dollars per meter per day))	(((\$1.43))
((First Avenue South 1 Undergrounding Charge cents per kWh))	((0.37))
((First Avenue South 2 Undergrounding Charge cents per kWh))	((0.13))
((Power Factor Charge cents per kVarh))	((0.15))
((Transformer Investment Credit per kW of monthly maximum demand))	(((\$0.28))
((Transformer losses discount in kWh))	(($.53285 \times \text{kW} + .00002 \times \text{kW}^2 + .00527 \times \text{kWh}$))

Schedule MDD (Medium Network General Service Default)

MDD	<u>((Effective January 1, 2022))</u>	<u>((Effective January 1, 2023))</u>	<u>Effective January 1, 2024</u>	<u>Effective January 1, 2025</u>	<u>Effective January 1, 2026</u>

Energy Charge cents per kWh	((10.06))	((9.72))	9.85	<u>10.42</u>	<u>11.06</u>
Demand Charge dollars per kW	(((\$8.97))	(((\$10.84))	\$11.06	<u>\$11.61</u>	<u>\$12.19</u>
Base Service Charge dollars per meter per day		(((\$0.88))	\$1.80	<u>\$2.29</u>	<u>\$3.01</u>
Minimum Charge dollars per meter per day	(((\$1.33))	(((\$1.33))	\$1.80	<u>\$2.29</u>	<u>\$3.01</u>
Power Factor Charge cents per kVarh	((0.15))	((0.15))	0.15	<u>0.15</u>	<u>0.15</u>
Transformer investment credit per kW of monthly maximum demand	(((\$0.28))	((0.29))	0.30	<u>0.30</u>	<u>0.31</u>
Transformer losses discount in kWh	$.53285 \times \text{kW} + .00002 \times \text{kW}^2 + .00527 \times \text{kWh}$				

~~((Schedule MDE (Medium Standard General Service: SeaTac)~~

Effective January 1, 2023, customers on Schedule MDE will be converted to Schedule MDS.))

((MDE))	((Effective January 1, 2022))
((Energy Charge cents per kWh))	((8.83))
((Demand Charge dollars per kW))	(((\$4.50))
((Minimum Charge dollars per meter per day))	(((\$1.43))
((Power Factor Charge cents per kVarh))	((0.15))
((Transformer investment credit per kW of monthly maximum demand))	(((\$0.28))
((Transformer losses discount in kWh))	(($.53285 \times \text{kW} + .00002 \times \text{kW}^2 + .00527 \times \text{kWh}$))

~~((Schedule MDL (Medium Standard General Service: Lake Forest Park)~~

Effective January 1, 2023, customers on Schedule MDL will be converted to Schedule MDS.))

((MDL))	((Effective January 1, 2022))
((Energy Charge cents per kWh))	((8.83))
((Demand Charge dollars per kW))	(((\$4.50))
((Minimum Charge dollars per meter per day))	(((\$1.43))
((Power Factor Charge cents per kVarh))	((0.15))
((Transformer investment credit per kW of monthly maximum demand))	(((\$0.28))
((Transformer losses discount in kWh))	(($.53285 \times \text{kW} + .00002 \times \text{kW}^2 + .00527 \times \text{kWh}$))

Demand charges

Peak: All kW of maximum demand between 6 a.m. and 10 p.m. Mondays through Saturdays, excluding major holidays.

Off-Peak: All kW of maximum demand in excess of peak maximum demand, at all times other than the peak period.

B. Time-of-((Day))Use rates (Schedules MTC, MTD, and MTS) are optional rate schedules available to customers who have a fully functioning advanced meter. Time-of-Use rates will be available to customers enrolled in the net metering program once necessary updates to the billing system are completed, as determined by the Department. Customers can return to their default rate schedule but will not be able to re-enroll in Schedules MTC, MTD, or MTS until 12 months from the time of unenrollment. The same suburban franchise and tax multipliers and suburban undergrounding charges apply to Schedule MTS as Schedule MDS.

Schedule MTC (Medium General Service: City Time-of-((Day))Use)

MTC	Effective January 1, 2024	Effective January 1, 2025	Effective January 1, 2026
Energy Off-Peak cents per kWh	5.35	5.75	6.09
Energy Mid-Peak cents per kWh	9.36	10.06	10.66
Energy Peak cents per kWh	10.70	11.50	12.18
Demand Charge - Peak dollars per kW	\$4.86	\$5.10	\$5.36
Demand Charge - Off-Peak dollars per kW	\$0.30	\$0.30	\$0.31
Base Service Charge dollars per meter per day	\$1.80	\$2.29	\$3.01
Minimum Charge dollars per meter per day	\$1.80	\$2.29	\$3.01
Power Factor Charge cents per kVarh	0.15	0.15	0.15
Transformer Investment Credit per kW of monthly maximum demand	\$0.30	\$0.30	\$0.31
Transformer losses discount in kWh	$.53285 \times \text{kW} + .00002 \times \text{kW}_{\lambda 2} + .00527 \times \text{kWh}$		

Schedule MTD (Medium ((Network)) General Service: Network Time-of-((Day)) Use)

MTD	Effective January 1, 2024	Effective January 1, 2025	Effective January 1, 2026
Energy Off-Peak cents per kWh	6.05	6.40	6.80
Energy Mid-Peak cents per kWh	10.59	11.20	11.90
Energy Peak cents per kWh	12.10	12.80	13.60
Demand Charge - Peak dollars per kW	\$11.06	\$11.61	\$12.19
Demand Charge - Off-Peak dollars per kW	\$0.30	\$0.30	\$0.31
Base Service Charge dollars per meter per day	\$1.80	\$2.29	\$3.01
Minimum Charge dollars per meter per day	\$1.80	\$2.29	\$3.01
Power Factor Charge cents per kVarh	0.15	0.15	0.15
Transformer Investment Credit per kW of monthly maximum demand	\$0.30	\$0.30	\$0.31
Transformer losses discount in kWh	$.53285 \times \text{kW} + .00002 \times \text{kW}_{\chi^2}$ $+ .00527 \times \text{kWh}$		

Schedule MTS ((~~Suburban~~)) (Medium General Service: Suburban ((~~Base Rates~~)) Time-of-((~~Day~~))Use)

MTS	Effective January 1, 2024	Effective January 1, 2025	Effective January 1, 2026
Energy Off-Peak cents per kWh	5.35	5.75	6.09
Energy Mid-Peak cents per kWh	9.36	10.06	10.66
Energy Peak cents per kWh	10.70	11.50	12.18
Demand Charge - Peak dollars per kW	\$4.86	\$5.10	\$5.36
Demand Charge - Off-Peak dollars per kW	\$0.30	\$0.30	\$0.31
Base Service Charge dollars per meter per day	\$1.80	\$2.29	\$3.01
Minimum Charge dollars per meter per day	\$1.80	\$2.29	\$3.01
Power Factor Charge cents per kVarh	0.15	0.15	0.15
Transformer Investment Credit per kW of monthly maximum demand	\$0.30	\$0.30	\$0.31
Transformer losses discount in kWh	$.53285 \times \text{kW} + .00002 \times \text{kW}_{\chi^2}$ $+ .00527 \times \text{kWh}$		

Energy charges

Off-Peak is 12 a.m. to 6 a.m. every day.

Mid-Peak is 6 a.m. to 5 p.m. and 9 p.m. to 12 a.m. Mondays through Saturdays and 6 a.m. to 12 a.m. on Sundays and holidays.

Peak is 5 p.m. to 9 p.m. Mondays through Saturdays, excluding holidays.

Demand charges

Peak demand: All kW of maximum demand between 6 a.m. and 12 a.m. Mondays through Saturdays, excluding major holidays.

Off-Peak demand: All kW of maximum demand in excess of peak maximum demand, at all times other than the peak demand period.

C. Commercial Charging Rates (Schedules MCC, MCD, and MCS) are optional rate schedules available to customers who meet the criteria for medium general service and have a fully functioning advanced meter dedicated to primarily electric vehicle charging. Customers can return to their default rate schedule but will not be able to re-enroll in Schedules MCC, MCD, or MCS until 12 months from the time of unenrollment. The same suburban franchise and tax multipliers and suburban undergrounding charges apply to Schedule MCS as Schedule MDS.

Schedule MCC (Medium General Service: City Commercial Charging)

MCC	Effective January 1, 2024	Effective January 1, 2025	Effective January 1, 2026
Energy Off-Peak cents per kWh	6.18	<u>6.66</u>	<u>7.03</u>
Energy Mid-Peak cents per kWh	10.82	<u>11.66</u>	<u>12.30</u>
Energy Peak cents per kWh	12.36	<u>13.32</u>	<u>14.06</u>
Demand Charge - Peak dollars per kW	\$0.00	<u>\$0.00</u>	<u>\$0.00</u>
Demand Charge - Off-Peak dollars per kW	\$0.00	<u>\$0.00</u>	<u>\$0.00</u>
Base Service Charge dollars per meter per day	\$1.80	<u>\$2.29</u>	<u>\$3.01</u>
Minimum Charge dollars per meter per day	\$1.80	<u>\$2.29</u>	<u>\$3.01</u>
Power Factor Charge cents per kVarh	0.15	<u>0.15</u>	<u>0.15</u>
Transformer Investment Credit per kW of monthly maximum demand	\$0.30	<u>\$0.30</u>	<u>\$0.31</u>

Transformer losses discount in kWh	$.53285 \times kW + .00002 \times kW_{\lambda 2}$ $+ .00527 \times kWh$
------------------------------------	--

Schedule MCD (Medium ((Network)) General Service: Network Commercial Charging)

MCD	Effective January 1, 2024	Effective January 1, 2025	Effective January 1, 2026
Energy Off-Peak cents per kWh	7.92	8.34	8.81
Energy Mid-Peak cents per kWh	13.86	14.60	15.42
Energy Peak cents per kWh	15.84	16.68	17.62
Demand Charge - Peak dollars per kW	\$0.00	\$0.00	\$0.00
Demand Charge - Off-Peak dollars per kW	\$0.00	\$0.00	\$0.00
Base Service Charge dollars per meter per day	\$1.80	\$2.29	\$3.01
Minimum Charge dollars per meter per day	\$1.80	\$2.29	\$3.01
Power Factor Charge cents per kVarh	0.15	0.15	0.15
Transformer Investment Credit per kW of monthly maximum demand	\$0.30	\$0.30	\$0.31
Transformer losses discount in kWh	$.53285 \times kW + .00002 \times kW_{\lambda 2}$ $+ .00527 \times kWh$		

Schedule MCS (((Suburban)) Medium General Service: Suburban Commercial Charging)

MCS	Effective January 1, 2024	Effective January 1, 2025	Effective January 1, 2026
Energy Off-Peak cents per kWh	6.18	6.66	7.03
Energy Mid-Peak cents per kWh	10.82	11.66	12.30
Energy Peak cents per kWh	12.36	13.32	14.06
Demand Charge - Peak dollars per kW	\$0.00	\$0.00	\$0.00
Demand Charge - Off-Peak dollars per kW	\$0.00	\$0.00	\$0.00
Base Service Charge dollars per meter per day	\$1.80	\$2.29	\$3.01
Minimum Charge dollars per meter per day	\$1.80	\$2.29	\$3.01
Power Factor Charge cents per kVarh	0.15	0.15	0.15
Transformer Investment Credit per kW of monthly maximum demand	\$0.30	\$0.30	\$0.31
Transformer losses discount in kWh	$.53285 \times kW + .00002 \times kW_{\lambda 2}$ $+ .00527 \times kWh$		

Off-Peak is 12 a.m. to 6 a.m. every day.

Mid-Peak is 6 a.m. to 5 p.m. and 9 p.m. to 12 a.m. Mondays through Saturdays and 6 a.m. to 12 a.m. on Sundays and holidays.

Peak is 5 p.m. to 9 p.m. Mondays through Saturdays, excluding holidays.

* * *

Section 5. Section 21.49.057 of the Seattle Municipal Code, last amended by Ordinance 126677, is amended as follows:

21.49.057 Large general service (Schedules LGC, ~~((LGT,))~~ LGS, ~~((LGH,))~~ LGD, ~~((LGB, LGE, LGL,))~~ LCC, LCD, and LCS)

A. Large general service is network general service provided to customers who have in the previous calendar year half or more than half of their normal billings at 1,000 kW of maximum demand or greater, and also standard general service provided to customers who have in the previous calendar year half or more than half of their normal billings at 1,000 kW of maximum demand or greater and have more than half of their normal billings at less than 10,000 kW of maximum demand. Classification of new customers will be based on the Department's estimate of maximum demand in the current year. ~~((Effective January 1, 2023, all customers outside Seattle will be placed on Schedule LGS (Suburban) and Schedules LGT, LGH, LGB, LGE and LGL will become inactive.))~~ Schedule LGS rates will be increased for applicable municipal utility taxes, franchise rate differentials, and undergrounding charges specific to each location.

Schedule LGC (Large Standard General Service: City Default)

LGC	((Effective January 1, 2022))	((Effective January 1, 2023))	Effective January 1, 2024	Effective January 1, 2025	Effective January 1, 2026
Energy Charge-Peak cents per kWh	((9.30))	((9.65))	10.37	11.34	11.86

Energy Charge-Off-Peak cents per kWh	((6.06))	((6.03))	5.76	<u>5.67</u>	<u>5.93</u>
Demand Charge-Peak dollars per kW	(((\$4.00))	(((\$4.58))	\$4.69	<u>\$4.93</u>	<u>\$5.18</u>
Demand Charge-Off-Peak dollars per kW	(((\$0.28))	(((\$0.29))	\$0.30	<u>\$0.30</u>	<u>\$0.31</u>
Base Service Charge dollars per meter per day		(((\$11.00))	\$22.56	<u>\$38.01</u>	<u>\$54.44</u>
Minimum Charge dollars per meter per day	(((\$31.47))	(((\$31.47))	\$31.47	<u>\$38.01</u>	<u>\$54.44</u>
Power Factor Charge cents per kVarh	((0.15))	((0.15))	0.15	<u>0.15</u>	<u>0.15</u>
Transformer investment credit per kW of monthly maximum demand	(((\$0.28))	(((\$0.29))	\$0.30	<u>\$0.30</u>	<u>\$0.31</u>
Transformer losses discount in kWh	$.53285 \times \text{kW} + .00002 \times \text{kW}^2 + .00527 \times \text{kWh}$				

((Schedule LGT (Large Standard Service: Tukwila)

Effective January 1, 2023, customers on Schedule LGT will be converted to Schedule LGS.))

((LGT))	((Effective January 1, 2022))
((Energy Charge-Peak cents per kWh))	((10.04))
((Energy Charge-Off-Peak cents per kWh))	((6.56))
((Demand Charge-Peak dollars per kW))	(((\$4.31))
((Demand Charge-Off-Peak dollars per kW))	(((\$0.30))
((Minimum Charge dollars per meter per day))	(((\$33.91))
((Power Factor Charge cents per kVarh))	((0.15))
((Transformer investment credit per kW of monthly maximum demand))	(((\$0.28))
((Transformer losses discount in kWh))	(($.53285 \times \text{kW} + .00002 \times \text{kW}^2 + .00527 \times \text{kWh}$))

Schedule LGS (Large Standard General Service: Suburban Default)

LGS	<u>((Effective January 1, 2022))</u>	<u>((Effective January 1, 2023))</u>	<u>Effective January 1, 2024</u>	<u>Effective January 1, 2025</u>	<u>Effective January 1, 2026</u>
-----	--------------------------------------	--------------------------------------	----------------------------------	----------------------------------	----------------------------------

Energy Charge-Peak cents per kWh	((9.30))	((9.65))	10.37	<u>11.34</u>	<u>11.86</u>
Energy Charge-Off-Peak cents per kWh	((6.06))	((6.03))	5.76	<u>5.67</u>	<u>5.93</u>
Demand Charge-Peak dollars per kW	((4.00))	((4.58))	\$4.69	<u>\$4.93</u>	<u>\$5.18</u>
Demand Charge-Off-Peak dollars per kW	((0.28))	((0.29))	\$0.30	<u>\$0.30</u>	<u>\$0.31</u>
Base Service Charge dollars per meter per day		((11.00))	\$22.56	<u>\$38.01</u>	<u>\$54.44</u>
Minimum Charge dollars per meter per day	((31.47))	((31.47))	\$31.47	<u>\$38.01</u>	<u>\$54.44</u>
Power Factor Charge cents per kVarh	((0.15))	((0.15))	0.15	<u>0.15</u>	<u>0.15</u>
Transformer investment credit per kW of monthly maximum demand	((0.28))	((0.29))	\$0.30	<u>\$0.30</u>	<u>\$0.31</u>
Transformer losses discount in kWh	$.53285 \times \text{kW} + .00002 \times \text{kW}^2 + .00527 \times \text{kWh}$				

All charges and credits in schedule LGS shall be increased by the following percentages based on the location of service:

LGS suburban franchise and tax multipliers	((Effective January 1, 2023))	Effective January 1, 2024	<u>Effective January 1, 2025</u>	<u>Effective January 1, 2026</u>
Burien, King County, SeaTac, Shoreline	((8.00%))	8.00%	<u>8.00%</u>	<u>8.00%</u>
Tukwila	((7.61%))	7.63%	<u>7.43%</u>	<u>7.65%</u>
Lake Forest Park	((8.04%))	8.04%	<u>8.04%</u>	<u>8.04%</u>
Normandy Park	((6.38%))	6.38%	<u>6.38%</u>	<u>6.38%</u>

~~((The King County multiplier will be 8.00% only if a King County franchise agreement authorizing such a rate differential is approved by both the King County Council and Seattle City Council. Absent an approved franchise agreement, the multiplier shall be 0%-.))~~

Additional undergrounding charges will apply to all customers in Shoreline and Burien as follows:

Suburban Undergrounding Charges	<u>Effective January 1, 2023</u>	<u>Effective January 1, 2025</u>

Shoreline		
North City Undergrounding Charge cents per kWh	0.07	<u>0.07</u>
Aurora 1 Undergrounding Charge cents per kWh	0.17	<u>0.17</u>
Aurora 2 Undergrounding Charge cents per kWh	0.18	<u>0.18</u>
Aurora 3A Undergrounding Charge cents per kWh	0.05	<u>0.05</u>
Aurora 3B Undergrounding Charge cents per kWh	0.22	<u>0.22</u>
Burien		
First Avenue South 1 Undergrounding Charge cents per kWh	0.37	<u>0.37</u>
First Avenue South 2 Undergrounding Charge cents per kWh	0.13	<u>0.13</u>

((Schedule LGH (Large Standard General Service: Shoreline)

Effective January 1, 2023, customers on Schedule LGH will be converted to Schedule LGS.))

((LGH))	((Effective January 1, 2022))
((Energy Charge Peak cents per kWh))	((10.06))
((Energy Charge Off-Peak cents per kWh))	((6.57))
((Demand Charge Peak dollars per kW))	(((\$4.32))
((Demand Charge Off-Peak dollars per kW))	(((\$0.30))
((Minimum Charge dollars per meter per day))	(((\$33.99))
((North City Undergrounding Charge cents per kWh))	((0.07))
((Aurora 1 Undergrounding Charge cents per kWh))	((0.17))
((Aurora 2 Undergrounding Charge cents per kWh))	((0.18))
((Aurora 3A Undergrounding Charge cents per kWh))	((0.05))
((Aurora 3B Undergrounding Charge cents per kWh))	((0.22))
((Power Factor Charge cents per kVarh))	((0.15))
((Transformer investment credit per kW of monthly maximum demand))	(((\$0.28))
((Transformer losses discount in kWh))	((.53285 × kW + .00002 × kW ² + .00527 × kWh))

Schedule LGD (Large Network General Service Default)

LGD	((Effective January 1, 2022))	((Effective January 1, 2023))	Effective January 1, 2024	Effective January 1, 2025	Effective January 1, 2026
Energy Charge-Peak cents per kWh	((10.67))	((10.70))	11.07	<u>12.26</u>	<u>13.14</u>

Energy Charge-Off-Peak cents per kWh	((6.98))	((6.69))	6.15	<u>6.13</u>	<u>6.57</u>
Demand Charge-Peak dollars per kW	(((\$8.71))	(((\$9.80))	\$10.02	<u>\$10.52</u>	<u>\$11.05</u>
Demand Charge-Off-Peak dollars per kW	(((\$0.28))	(((\$0.29))	\$0.30	<u>\$0.30</u>	<u>\$0.31</u>
Base Service Charge dollars per meter per day		(((\$11.00))	\$22.56	<u>\$38.01</u>	<u>\$54.44</u>
Minimum Charge dollars per meter per day	(((\$31.47))	(((\$31.47))	\$31.47	<u>\$38.01</u>	<u>\$54.44</u>
Power Factor Charge cents per kVarh	((0.15))	((0.15))	0.15	<u>0.15</u>	<u>0.15</u>
Transformer investment credit per kW of monthly maximum demand	(((\$0.28))	(((\$0.29))	\$0.30	<u>\$0.30</u>	<u>\$0.31</u>
Transformer losses discount in kWh	$.53285 \times \text{kW} + .00002 \times \text{kW}^2 + .00527 \times \text{kWh}$				

((Schedule LGB (Large Standard General Service: Burien))

Effective January 1, 2023, customers on Schedule LGB will be converted to Schedule LGS.))

((LGB))	((Effective January 1, 2022))
((Energy Charge-Peak cents per kWh))	((10.06))
((Energy Charge-Off-Peak cents per kWh))	((6.57))
((Demand Charge-Peak dollars per kW))	(((\$4.32))
((Demand Charge-Off-Peak dollars per kW))	(((\$0.30))
((Minimum Charge dollars per meter per day))	(((\$33.99))
((First Avenue South 1 Undergrounding Charge cents per kWh))	((0.37))
((First Avenue South 2 Undergrounding Charge cents per kWh))	((0.13))
((Power Factor Charge cents per kVarh))	((0.15))
((Transformer investment credit per kW of monthly maximum demand))	(((\$0.28))
((Transformer losses discount in kWh))	(($.53285 \times \text{kW} + .00002 \times \text{kW}^2 + .00527 \times \text{kWh}$))

((Schedule LGE (Large Standard General Service: SeaTac))

Effective January 1, 2023, customers on Schedule LGE will be converted to Schedule LGS.))

((LGE))	((Effective January 1, 2022))
((Energy Charge Peak cents per kWh))	((10.06))
((Energy Charge Off-Peak cents per kWh))	((6.57))
((Demand Charge Peak dollars per kW))	(((\$4.32))
((Demand Charge Off-Peak dollars per kW))	(((\$0.30))
((Minimum Charge dollars per meter per day))	(((\$33.99))
((Power Factor Charge cents per kVarh))	((0.15))
((Transformer investment credit per kW of monthly maximum demand))	(((\$0.28))
((Transformer losses discount in kWh))	(($.53285 \times \text{kW} + .00002 \times \text{kW}^2 + .00527 \times \text{kWh}$))

((Schedule LGL (Large Standard General Service: Lake Forest Park))

Effective January 1, 2023, customers on Schedule LGL will be converted to Schedule LGS.)

((LGL))	((Effective January 1, 2022))
((Energy Charge Peak cents per kWh))	((10.06))
((Energy Charge Off-Peak cents per kWh))	((6.57))
((Demand Charge Peak dollars per kW))	(((\$4.32))
((Demand Charge Off-Peak dollars per kW))	(((\$0.30))
((Minimum Charge dollars per meter per day))	(((\$34.00))
((Power Factor Charge cents per kVarh))	((0.15))
((Transformer investment credit per kW of monthly maximum demand))	(((\$0.28))
((Transformer losses discount in kWh))	(($.53285 \times \text{kW} + .00002 \times \text{kW}^2 + .00527 \times \text{kWh}$))

Peak is Mondays through Saturdays, 6 a.m. to 10 p.m., excluding major holidays.

Off-Peak is 10 p.m. to 6 a.m. every day and all day Sundays and holidays.

Demand charges

Peak: All kW of maximum demand during peak hours.

Off-Peak: All kW of maximum demand in excess of peak maximum demand, at all times other than the peak period.

B. Commercial Charging Rates (Schedules LCC, LCD, and LCS) are optional rate schedules available to customers who meet the criteria for large general service and have a fully functioning advanced meter dedicated to primarily electric vehicle charging. Customers can return to their default rate schedule but will not be able to re-enroll in schedules LCC, LCD, or LCS until 12 months from the time of unenrollment. The same suburban franchise and tax multipliers and suburban undergrounding charges apply to Schedule LCS as Schedule LGS.

Schedule LCC (Large General Service: City Commercial Charging)

LCC	Effective January 1, 2024	Effective January 1, 2025	Effective January 1, 2026
Energy Charge-Peak cents per kWh	10.87	12.02	12.46
Energy Charge-Off-Peak cents per kWh	6.04	6.01	6.92
Demand Charge-Peak dollars per kW	\$0.00	\$0.00	\$0.00
Demand Charge-Off-Peak dollars per kW	\$0.00	\$0.00	\$0.00
Base Service Charge dollars per meter per day	\$22.56	\$38.01	\$54.44
Minimum Charge dollars per meter per day	\$31.47	\$38.01	\$54.44
Power Factor Charge cents per kVarh	0.15	0.15	0.15
Transformer investment credit per kW of monthly maximum demand	\$0.30	\$0.30	\$0.31
Transformer losses discount in kWh	$.53285 \times \text{kW} + .00002 \times \text{kW}^2 + .00527 \times \text{kWh}$		

Schedule LCD (Large General Service: Network Commercial Charging)

LCD	Effective January 1, 2024	Effective January 1, 2025	Effective January 1, 2026
Energy Charge-Peak cents per kWh	13.46	15.34	16.20
Energy Charge-Off-Peak cents per kWh	7.48	7.67	9.00
Demand Charge-Peak dollars per kW	\$0.00	\$0.00	\$0.00
Demand Charge-Off-Peak dollars per kW	\$0.00	\$0.00	\$0.00
Base Service Charge dollars per meter per day	22.56	\$38.01	\$54.44
Minimum Charge dollars per meter per day	31.47	\$38.01	\$54.44

Power Factor Charge cents per kVarh	0.15	<u>0.15</u>	<u>0.15</u>
Transformer investment credit per kW of monthly maximum demand	<u>\$0.30</u>	<u>\$0.30</u>	<u>\$0.31</u>
Transformer losses discount in kWh	$.53285 \times \text{kW} + .00002 \times \text{kW}_{\lambda 2} + .00527 \times \text{kWh}$		

Schedule LCS (Large General Service: Suburban Commercial Charging)

LCS	Effective January 1, 2024	Effective January 1, 2025	Effective January 1, 2026
Energy Charge-Peak cents per kWh	10.87	<u>12.02</u>	<u>12.46</u>
Energy Charge-Off-Peak cents per kWh	6.04	<u>6.01</u>	<u>6.92</u>
Demand Charge-Peak dollars per kW	\$0.00	<u>\$0.00</u>	<u>\$0.00</u>
Demand Charge-Off-Peak dollars per kW	\$0.00	<u>\$0.00</u>	<u>\$0.00</u>
Base Service Charge dollars per meter per day	\$22.56	<u>\$38.01</u>	<u>\$54.44</u>
Minimum Charge dollars per meter per day	\$31.47	<u>\$38.01</u>	<u>\$54.44</u>
Power Factor Charge cents per kVarh	0.15	<u>0.15</u>	<u>0.15</u>
Transformer investment credit per kW of monthly maximum demand	<u>\$0.30</u>	<u>\$0.30</u>	<u>\$0.31</u>
Transformer losses discount in kWh	$.53285 \times \text{kW} + .00002 \times \text{kW}_{\lambda 2} + .00527 \times \text{kWh}$		

Peak is Mondays through Saturdays, 6 a.m. to 10 p.m., excluding major holidays.

Off-Peak is 10 p.m. to 6 a.m. every day and all day Sundays and holidays.

* * *

Section 6. Section 21.49.058 of the Seattle Municipal Code, last amended by Ordinance 126677, is amended as follows:

21.49.058 High demand general service (Schedules HDC, ((HDT,)) and HDS)

A. High demand general service is standard general service provided to customers who have in the previous calendar year half or more than half of their normal billings at 10,000 kW of maximum demand or greater. Classification of new customers will be based on the Department's estimates of maximum demand in

the current year. ~~((Effective January 1, 2023, all customers outside Seattle will be placed on Schedule HDS (Suburban) and Schedule HDT will become inactive.))~~ Schedule HDS rates will be increased for applicable municipal utility taxes, franchise rate differentials, and undergrounding charges specific to each location.

Schedule HDC (High Demand General Service: City)

HDC	((Effective January 1, 2022))	((Effective January 1, 2023))	Effective January 1, 2024	Effective January 1, 2025	Effective January 1, 2026
Energy Charge-Peak cents per kWh	((8.82))	((9.02))	9.77	<u>10.64</u>	<u>11.12</u>
Energy Charge-Off-Peak cents per kWh	((5.75))	((5.64))	5.43	<u>5.32</u>	<u>5.56</u>
Demand Charge-Peak dollars per kW	((4.00))	((4.58))	4.69	<u>\$4.93</u>	<u>\$5.18</u>
Demand Charge-Off-Peak dollars per kW	((0.28))	((0.29))	\$0.30	<u>\$0.30</u>	<u>\$0.31</u>
Base Service Charge dollars per meter per day		((57.88))	\$118.84	<u>\$148.50</u>	<u>\$178.05</u>
Minimum Charge dollars per meter per day	((96.97))	((96.97))	\$118.84	<u>\$148.50</u>	<u>\$178.05</u>
Power Factor Charge cents per kVarh	((0.15))	((0.15))	0.15	<u>0.15</u>	<u>0.15</u>
Transformer investment credit per kW of monthly maximum demand	((0.28))	((0.29))	\$0.30	<u>\$0.30</u>	<u>\$0.31</u>
Transformer losses discount in kWh	$.53285 \times \text{kW} + .00002 \times \text{kW}^2 + .00527 \times \text{kWh}$				

~~((Schedule HDT (High Demand General Service: Tukwila)~~

~~Effective January 1, 2023, customers on Schedule HDT will be converted to Schedule HDS.))~~

((HDT))	((Effective January 1, 2022))
((Energy Charge-Peak cents per kWh))	((9.52))
((Energy Charge-Off-Peak cents per kWh))	((6.22))
((Demand Charge-Peak dollars per kW))	((4.32))
((Demand Charge-Off-Peak dollars per kW))	((0.30))

((Minimum Charge dollars per meter per day))	(((\$104.60))
((Power Factor Charge cents per kVarh))	((0.15))
((Transformer investment credit per kW of monthly maximum demand))	(((\$0.28))
((Transformer losses discount in kWh))	((.53285 × kW + .00002 × kW ² + .00527 × kWh))

Schedule HDS (High Demand: Suburban)

HDS	((Effective January 1, 2023))	Effective January 1, 2024	Effective January 1, 2025	Effective January 1, 2026
Energy Charge-Peak cents per kWh	((9.02))	9.77	<u>10.64</u>	<u>11.12</u>
Energy Charge-Off-Peak cents per kWh	((5.64))	5.43	<u>5.32</u>	<u>5.56</u>
Demand Charge-Peak dollars per kW	(((\$4.58))	\$4.69	<u>\$4.93</u>	<u>\$5.18</u>
Demand Charge-Off-Peak dollars per kW	(((\$0.29))	\$0.30	<u>\$0.30</u>	<u>\$0.31</u>
Base Service Charge dollars per meter per day	(((\$57.88))	\$118.84	<u>\$148.50</u>	<u>\$178.05</u>
Minimum Charge dollars per meter per day	(((\$96.97))	\$118.84	<u>\$148.50</u>	<u>\$178.05</u>
Power Factor Charge cents per kVarh	((0.15))	0.15	<u>0.15</u>	<u>0.15</u>
Transformer investment credit per kW of monthly maximum demand	(((\$0.29))	\$0.30	<u>\$0.30</u>	<u>\$0.31</u>
Transformer losses discount in kWh	.53285 × kW + .00002 × kW ² + .00527 × kWh			

All charges and credits in Schedule HDS shall be increased by the following percentages based on the location of service:

HDS suburban franchise and tax multipliers	((Effective January 1, 2023))	Effective January 1, 2024	Effective January 1, 2025	Effective January 1, 2026
Burien, King County, SeaTac, Shoreline	((8.00%))	8.00%	<u>8.00%</u>	<u>8.00%</u>
Tukwila	((7.70%))	7.72%	<u>7.58%</u>	<u>7.81%</u>
Lake Forest Park	((8.04%))	8.04%	<u>8.04%</u>	<u>8.04%</u>
Normandy Park	((6.38%))	6.38%	<u>6.38%</u>	<u>6.38%</u>

((The King County multiplier will be 8.00% only if a King County franchise agreement authorizing such a rate differential is approved by both the King County and Seattle City Council. Absent an approved franchise

agreement, the multiplier shall be 0%.)

Additional undergrounding charges will apply to all customers in Shoreline and Burien as follows:

Suburban Undergrounding Charges	Effective January 1, 2023	<u>Effective</u> <u>January 1,</u> <u>2025</u>
Shoreline		
North City Undergrounding Charge cents per kWh	0.07	<u>0.07</u>
Aurora 1 Undergrounding Charge cents per kWh	0.17	<u>0.17</u>
Aurora 2 Undergrounding Charge cents per kWh	0.18	<u>0.18</u>
Aurora 3A Undergrounding Charge cents per kWh	0.05	<u>0.05</u>
Aurora 3B Undergrounding Charge cents per kWh	0.22	<u>0.22</u>
Burien		
First Avenue South 1 Undergrounding Charge cents per kWh	0.37	<u>0.37</u>
First Avenue South 2 Undergrounding Charge cents per kWh	0.13	<u>0.13</u>

Peak is Mondays through Saturdays, 6 a.m. to 10 p.m., excluding major holidays.

Off-Peak is 10 p.m. to 6 a.m. every day and all day Sundays and holidays.

Demand charges

Peak: All kW of maximum demand during peak hours.

Off-peak: All kW of maximum demand in excess of peak maximum demand, at all times other than the peak period.

* * *

Section 7. Section 21.49.060 of the Seattle Municipal Code, last amended by Ordinance 126677, is amended as follows:

21.49.060 Contract street and area lighting rates (Schedules F, R, A, D, M, and E)

A. Contract street and area lighting rates are available to all customers, including but not limited to water and sewer districts and King County, who contract with the Department for unmetered lights operating from dusk to dawn. Lighting schedules and rates are assigned at the Department's discretion.

Schedule F-Floodlights

Schedule F	((Effective January 1, 2022))	((Effective January 1, 2023))	Effective January 1, 2024	<u>Effective January 1, 2025</u>	<u>Effective January 1, 2026</u>
Floodlight HPS \$ per month	(((\$24.39))	(((\$22.66))	\$24.30	<u>\$27.07</u>	<u>\$29.35</u>

Schedule R-Residential Lights

Schedule R	((Effective January 1, 2022))	((Effective January 1, 2023))	Effective January 1, 2024	<u>Effective January 1, 2025</u>	<u>Effective January 1, 2026</u>
LED \$ per month	(((\$12.66))	(((\$11.96))	\$12.89	<u>\$13.02</u>	<u>\$14.29</u>

Schedule A-Arterial Lights

Schedule A	((Effective January 1, 2022))	((Effective January 1, 2023))	Effective January 1, 2024	<u>Effective January 1, 2025</u>	<u>Effective January 1, 2026</u>
HPS/other \$ per month	(((\$38.57))	(((\$31.56))	\$33.51	<u>\$34.97</u>	<u>\$37.75</u>
LED \$ per month	(((\$18.78))	(((\$19.54))	\$20.73	<u>\$22.15</u>	<u>\$23.75</u>

Schedule D-Decorative, Pedestrian, and Miscellaneous Lights

Schedule D	((Effective January 1, 2022))	((Effective January 1, 2023))	Effective January 1, 2024	<u>Effective January 1, 2025</u>	<u>Effective January 1, 2026</u>
HPS/other \$ per month	(((\$39.30))	(((\$34.96))	\$36.22	<u>\$39.19</u>	<u>\$39.69</u>
LED \$ per month	(((\$22.03))	(((\$16.38))	\$16.77	<u>\$23.80</u>	<u>\$25.40</u>

Schedule M-Department Maintained, Customer Owned Lights

Schedule M	((Effective January 1, 2022))	((Effective January 1, 2023))	Effective January 1, 2024	<u>Effective January 1, 2025</u>	<u>Effective January 1, 2026</u>
HPS/other < 200W \$ per month	(((\$25.14))	(((\$19.62))	\$20.60	<u>\$21.46</u>	<u>\$23.19</u>
HPS/other 200W to < 300W \$ per month	(((\$25.14))	(((\$24.07))	\$25.30	<u>\$26.95</u>	<u>\$28.94</u>
HPS/other ≥ 300W \$ per month	(((\$25.14))	(((\$29.12))	\$30.63	<u>\$32.33</u>	<u>\$34.58</u>
LED ≤ 50W \$ per month	(((\$7.74))	(((\$5.49))	\$5.76	<u>\$5.61</u>	<u>\$6.03</u>

LED > 50W \$ per month	(((\$7.74))	\$8.56	\$9.00	\$8.66	\$9.21
------------------------	-------------	--------	--------	--------	--------

Schedule E-Customer Owned and Maintained Lights

Schedule E	<u>((Effective January 1, 2022))</u>	<u>((Effective January 1, 2023))</u>	<u>Effective January 1, 2024</u>	<u>Effective January 1, 2025</u>	<u>Effective January 1, 2026</u>
HPS ≤ 150 W \$ per month	(((\$4.74))	(((\$5.04))	\$5.31	\$5.50	\$5.77
HPS > 150 W \$ per month	(((\$4.74))	(((\$8.84))	\$9.32	\$10.72	\$12.33
LED ≤ 150 W \$ per month	(((\$4.74))	(((\$3.15))	\$3.32	\$4.01	\$4.21
LED > 150 W \$ per month	(((\$4.74))	(((\$7.00))	\$7.38	\$8.79	\$9.21

* * *

Section 8. Section 21.49.065 of the Seattle Municipal Code, last amended by Ordinance 126677, is amended as follows:

21.49.065 Duct, vault, and pole rental rates

A. Rental rates shall be charged on an annual basis based on the installations and attachments existing as of January 1 of each year. The full annual rental rate shall be charged for the year in which an installation or attachment is made, regardless of what point in the year use of City Light facilities commences.

B. Duct and vault rental rates are as follows:

	<u>((Effective January 1, 2020))</u>	<u>((Effective January 1, 2023))</u>	<u>Effective January 1, 2024</u>	<u>Effective January 1, 2025</u>	<u>Effective January 1, 2026</u>
Duct \$ per duct-foot per year	(((\$11.49))	(((\$13.04))	\$13.34	\$13.69	\$14.43
Innerduct in a rental duct \$ per innerduct-foot per year	(((\$11.49))	(((\$13.04))	\$13.34	\$13.69	\$14.43
Vault Wall Space \$ per square foot per year	(((\$28.70))	(((\$32.58))	\$33.33	\$34.20	\$36.06
Vault Ceiling Space \$ per square foot per year	(((\$11.49))	(((\$13.04))	\$13.34	\$13.69	\$14.43

Innerduct rates pertain to customer installations within a rented duct. Vacant innerducts shall be available for

rental to other parties at the Department's discretion. Wall space and ceiling space within ducts include clearance required by chapter 296-45 WAC.

C. Pole rental rates apply to all pole attachments except for separately mounted meter equipment below the communication space. Pole attachment rates are applied per pole per year and are as follows:

Pole attachments within the communication space	<u>((Effective January 1, 2020))</u>	<u>((Effective January 1, 2023))</u>	<u>Effective January 1, 2024</u>	<u>Effective January 1, 2025</u>	<u>Effective January 1, 2026</u>
Pole owned solely by the department	<u>(((\$32.36))</u>	<u>(((\$38.80))</u>	\$39.69	<u>\$48.05</u>	<u>\$49.38</u>
Pole owned jointly by the department and one other party	<u>(((\$16.18))</u>	<u>(((\$19.40))</u>	\$19.85	<u>\$24.03</u>	<u>\$24.69</u>
Pole owned jointly by the department and more than one other party	<u>(((\$10.79))</u>	<u>(((\$12.93))</u>	\$13.23	<u>\$16.02</u>	<u>\$16.46</u>

Pole attachments below the communication space	<u>((Effective January 1, 2020))</u>	<u>((Effective January 1, 2023))</u>	<u>Effective January 1, 2024</u>	<u>Effective January 1, 2025</u>	<u>Effective January 1, 2026</u>
Pole owned solely by the department	<u>(((\$61.48))</u>	<u>(((\$73.72))</u>	\$75.42	<u>\$91.30</u>	<u>\$93.82</u>
Pole owned jointly by the department and one other party	<u>(((\$30.74))</u>	<u>(((\$36.86))</u>	\$37.71	<u>\$45.65</u>	<u>\$46.91</u>
Pole owned jointly by the department and more than one other party	<u>(((\$20.49))</u>	<u>(((\$24.57))</u>	\$25.14	<u>\$30.43</u>	<u>\$31.27</u>

D. Each lessee shall submit annually to City Light an inventory listing the amount of duct and vault space and the number of poles used, together with the location of all ducts, vaults, and poles used. This inventory shall be effective as of January 1 of each year and submitted to City Light no later than February 1 of each year. Rental charges shall be due within 30 days of invoice by City Light.

E. Any installations or attachments not identified in the lessee's inventory shall be charged at five times the rental rates set forth in this Section 21.49.065 plus interest. Interest charged is to be at the statutory nominal

percentage rate, compounded monthly. In addition, if the lessee fails to submit an annual inventory, the lessee shall also reimburse City Light for all costs, including loaded employee time, associated with performing an inventory of lessee's use of City Light facilities.

Section 9. Section 21.49.083 of the Seattle Municipal Code, last amended by Ordinance 126677, is amended as follows:

21.49.083 Large ((Solar)) Customer Renewable Generation Program

A. The Large ((Solar)) Customer Renewable Generation Program shall be open to customers operating solar photovoltaic (PV) arrays or other qualified generation systems, as defined in RCW 19.29A.090(3) and 19.29A.090(4), sized larger than 100 kW and not greater than ((2)) 5 mW, measured as alternating current (AC). The Department may consider including other renewable systems or systems larger than 5 mW on a case-by-case basis. To be eligible for the program, a ((PV array)) generation system must be connected to a customer premises located within the Department's service territory and be equipped with a two-way advanced meter capable of measuring both consumption and outbound power exports.

B. To participate, customers must enter into an interconnection agreement with the Department and to comply with all its terms. The Department may adopt any interconnection requirements as necessary to protect public safety and system reliability.

C. Large ((solar)) Customer Renewable Generation program customers shall be metered, billed, and credited according to the following provisions:

1. The customer's two-way advanced meter will measure accumulated kilowatt hours of inbound retail consumption and outbound exported power.

2. Any electricity produced by the customer's ((solar PV array)) system may be used to reduce inbound retail electricity consumption at the customer's rate schedule for electric service.

3. Electricity generated in excess of that consumed by the customer may be exported to the Department's system. Accumulated kWh of exported electricity shall be measured by the advanced meter and

each customer will be credited for exported electricity according to the same Large Customer ((Solar)) Renewable Export Rate, which reflects the value of the power and grid benefits.

Large Customer ((Solar)) Renewable Export Rate

	((Effective January 1, 2020))	Effective January 1, 2023
Export Credit cents per kWh	((3.16))	4.96

Export Credit	Effective January 1, 2025
All days in January cents per kWh	5.90
All days in February cents per kWh	5.00
All days in March cents per kWh	4.30
All days in April cents per kWh	6.00
All days in May cents per kWh	3.10
All days in June cents per kWh	4.20
All days in July cents per kWh	7.70
All days in August cents per kWh	8.70
All days in September cents per kWh	9.40
All days in October cents per kWh	6.90
All days in November cents per kWh	6.10
All days in December cents per kWh	4.80

4. The customer shall retain ownership of all environmental, social, and other non-power attributes of the electricity produced by their ((PV)) system, irrespective of whether it is consumed on-site or exported.

5. Customers totalizing multiple meters per Section 21.49.090 may integrate their ((PV-array)) system into their totalized service. Otherwise, meter aggregation across multiple customer premises shall not be permitted.

6. Customers that permit and complete buildings under the terms of the Living Building Pilot outlined in Section 23.40.060, or receive Living Building Challenge certification for a building within City Light service areas outside of Seattle before December 31, 2025, or buildings meeting high energy efficiency standards as determined by the Department, will receive annual net metering as described in Section 21.49.082.

The maximum ~~((solar array))~~ system allowed under this provision is 250 kW. Affordable housing performing under high energy efficiency standards as determined by the Department may receive net metering for ~~((solar arrays))~~ systems up to 500 kW.

7. Until December 31, 2035, the Department will honor the terms of the large ~~((solar))~~ Customer Renewable Generation program for interconnected participants and guarantee an annual export rate of at least 1.8 cents per kWh, as calculated by the average of the monthly prices.

Section 10. Section 21.49.085 of the Seattle Municipal Code, last amended by Ordinance 126677, is amended as follows:

21.49.085 Reserved distribution capacity charge (Schedule RDC)

A. Non-residential customers located in areas of the Department’s service territory where there is adequate distribution capacity may request that the Department reserve capacity sufficient to meet their loads on a circuit which is different from their normal service circuit. Such customers shall pay a reserved distribution capacity charge.

Schedule RDC (Reserved Distribution Capacity)

Schedule RDC	((Effective January 1, 2020))	((Effective January 1, 2023))	Effective January 1, 2024	<u>Effective January 1, 2025</u>	<u>Effective January 1, 2026</u>
Dollars per kW of monthly maximum demand	(((\$0.41))	(((\$0.47))	\$0.48	<u>\$0.49</u>	<u>\$0.52</u>

B. The acceptance and continued implementation of a customer’s request for reserved distribution capacity shall always be contingent on the Department’s sole determination that adequate distribution capacity is available.

Section 11. Subsection 21.49.086.C of the Seattle Municipal Code, which section was last amended by Ordinance 126677, is amended as follows:

21.49.086 Rate Stabilization Account

* * *

C. The Net Wholesale Revenue forecast shall be (~~(\$40 million in 2022 and 2023, \$45 million for 2024 and 2025, \$80 million for 2026, and \$85 million for 2027 and 2028))~~ \$45 million in 2024, \$25 million in 2025, and \$55 million in 2026. The forecast shall be the amount of Net Wholesale Revenue assumed by the City Council for the purpose of establishing Department rates and budgets. The Department shall allocate the forecast by month and document this assumption in annual revenue requirement and budget proposals.

* * *

Section 12. This ordinance shall take effect as provided by Seattle Municipal Code Sections 1.04.020 and 1.04.070.

Passed by the City Council the _____ day of _____, 2024, and signed by me in open session in authentication of its passage this _____ day of _____, 2024.

President _____ of the City Council

Approved / returned unsigned / vetoed this _____ day of _____, 2024.

Bruce A. Harrell, Mayor

Filed by me this _____ day of _____, 2024.

Scheereen Dedman, City Clerk

SUMMARY and FISCAL NOTE

Department:	Dept. Contact:	CBO Contact:
Seattle City Light	Carsten Croff	Greg Shiring

1. BILL SUMMARY

Legislation Title: AN ORDINANCE relating to the City Light Department; amending rates, terms, and conditions for the use and sale of electricity supplied by the City Light Department for 2024, 2025, and 2026; and amending Sections 21.49.020, 21.49.030, 21.49.052, 21.49.055, 21.49.057, 21.49.058, 21.49.060, 21.49.065, 21.49.083, 21.49.085, and 21.49.086 of the Seattle Municipal Code.

Summary and Background of the Legislation:

This ordinance codifies new 2025 and 2026 rates for all City Light retail customers. The rates reflect an average 5.4% increase on January 1st in both 2025 and 2026 as outlined in City Light's 2025-2030 Strategic Plan.

The new rates also reflect an updated cost of service study, resulting in different average rate increases by customer classes due to changes in the cost of service and consumption profiles. Below are the average rate increases by customer class:

2025	Residential	Small	Medium	Large	High Demand	Street Lights	System Average
All areas	4.3%	5.8%	5.7%	6.2%	4.4%	9.4%	5.4%
Non-Network	4.3%	5.8%	6.0%	5.7%	4.4%	9.4%	5.1%
Network			4.7%	6.8%			5.9%
2026	Residential	Small	Medium	Large	High Demand	Lights	System Average
All areas	4.9%	5.8%	5.9%	6.0%	4.6%	8.8%	5.4%
Non-Network	4.9%	5.8%	5.9%	5.2%	4.6%	8.8%	5.3%
Network			5.9%	6.9%			6.5%

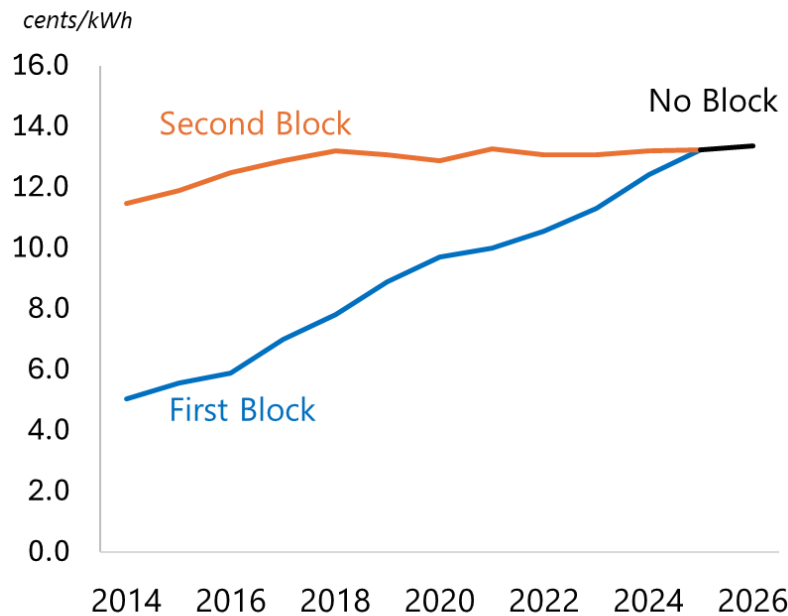
One area that had an impact on all customer classes was a revised allocation to customer service costs to better reflect the actual time and resources being spent serving each class. This resulted in customer costs proportionally increasing more for non-residential customers than for residential customers.

Residential customers have slightly lower than average increase from the proportionally lower increases in customer costs and distribution costs. **Small** and **Medium** General service customers have slightly higher than average increases from proportionally higher increases in customer costs. **Large** General Service Customers had a slightly higher than average increase also due to higher increases in customer costs. In addition, Large Network Customers had a larger increase due to a reduction in their monthly billing demand, which means less revenue is currently being collected from them than anticipated, requiring a larger increase to recover their fair share of costs (for additional context they also had the lowest rate increases in 2023-2024 of all customer classes). **High Demand** customers have a lower-than-average increase due to slightly below average increases in energy costs and distribution costs. **Street lights** have the highest average increase primarily from direct costs assigned to Streetlights to recover streetlight-specific infrastructure costs. Capital work for streetlights has grown in recent years. In 2022 and 2023, the streetlight Capital Improvement Program (CIP) was around \$30 million, and the annualized recovery of these direct costs is the main driver for the higher increase in streetlight rates.

Rate Design

The new rates also build on the following policy/strategy recommendations developed in the 2019 rate design study jointly completed by City Light and the City Light Review Panel:

1. Adjust the calculation of basic customer charges to reflect the fixed costs associated with serving individual customers.
 - Fixed customer charges were introduced in 2023 for non-residential customers (previously only residential customers had fixed customer charges). Rates in this ordinance continue to gradually increase the fixed charges in 2025 and 2026.
2. Introduce time of use rates on a voluntary basis, to help manage City Light's power demands at peak times and give customers options to reduce their costs.
 - Opt-in TOU rates were codified for 2024 but only previous rate pilot customers have been placed on them.
 - TOU rates for 2025 have a similar structure to the adopted 2024 TOU rates.
 - City Light is completing the technology investments that will allow full scale deployment and expects to offer these optional rates in mid-2025.
3. Adjust residential block rates to be closer to actual cost and facilitate other rate design concepts.
 - Since 2014 City Light has been collapsing the difference between its legacy block rates (see the chart below).
 - The new rates transition away from a block structure to flat energy rate for all kWh starting in 2025.
 - Since there is no demonstrated relationship between income and consumption this transition will not adversely impact lower-income customers. The Utility Discount Program (60% bill discount) continues to be the most effective option to help with affordability.
 - The new residential rate structure supports the following rate design goals identified in the 2019 study: transparency, revenue sufficiency, decarbonization, customer choice and rates that are more stable and predictable.



Residential Rates	2024	2025	2026
Monthly Base Charge	\$8	\$9	\$12
Energy Charge, per kWh		13.2¢	13.4¢
First Block	12.4¢		
Second Block	13.2¢		

Ordinance 126677, which set City Light rates for 2023 and 2024, simplified how rate schedules for customers outside the City of Seattle are codified. All customers outside of the City of Seattle are assigned the Suburban rate schedule and then the rates will be adjusted for franchise differentials, municipal taxes and undergrounding charges based on which jurisdiction the customer receives service in. This ordinance removes the old rate schedules for each jurisdiction.

SMC 21.49.086.C sets the (NWR) forecast used in the Rate Stabilization Account (RSA) at levels used for rates and budgeting. In alignment with the values used in the 2025-2030 Strategic Plan NWR planning levels are set at \$25 million in 2025 and \$55 million in 2026. The increased amount in 2026 is reflective of anticipated new renewable resources that will increase City Light's expected surplus power sales.

This ordinance also renames the current Large Solar Program and expands eligibility to other renewable energy systems. To more fairly compensate for exported energy, it also transitions from compensating exported energy at an annual rate to separate monthly rates.

2. CAPITAL IMPROVEMENT PROGRAM

Does this legislation create, fund, or amend a CIP Project?

☐ Yes ☒ No

3. SUMMARY OF FINANCIAL IMPLICATIONS

Does this legislation have financial impacts to the City?

☒ Yes ☐ No

Expenditure Change (\$); General Fund	2024	2025 est.	2026 est.	2027 est.	2028 est.
Expenditure Change (\$); Other Funds	2024	2025 est.	2026 est.	2027 est.	2028 est.

Revenue Change (\$); General Fund	2024	2025 est.	2026 est.	2027 est.	2028 est.
		\$3,490,406	\$7,298,541	\$7,371,066	\$7,501,501
Revenue Change (\$); Other Funds	2024	2025 est.	2026 est.	2027 est.	2028 est.
		\$58,173,434	\$121,642,344	\$122,851,093	\$125,025,022

Number of Positions	2024	2025 est.	2026 est.	2027 est.	2028 est.
Total FTE Change	2024	2025 est.	2026 est.	2027 est.	2028 est.

3.a. Appropriations

☐ This legislation adds, changes, or deletes appropriations.

3.b. Revenues/Reimbursements

☒ This legislation adds, changes, or deletes revenues or reimbursements.

Anticipated Revenue/Reimbursement Resulting from This Legislation:

Fund Name and Number	Dept	Revenue Source	2024 Revenue	2025 Estimated Revenue
Light Fund	City Light	Retail Revenue		\$58,173,434
TOTAL				\$58,173,434

Revenue/Reimbursement Notes:

3.c. Positions

- ☐ This legislation adds, changes, or deletes positions.

3.d. Other Impacts

Does the legislation have other financial impacts to The City of Seattle, including direct or indirect, one-time or ongoing costs, that are not included in Sections 3.a through 3.c? If so, please describe these financial impacts.

No.

If the legislation has costs, but they can be absorbed within existing operations, please describe how those costs can be absorbed. The description should clearly describe if the absorbed costs are achievable because the department had excess resources within their existing budget or if by absorbing these costs the department is deprioritizing other work that would have used these resources.

N/A

Please describe any financial costs or other impacts of *not* implementing the legislation.

Not implementing the legislation would reduce the funding available to support City Light's 2025 and 2026 operations and would significantly impede the utility's ability to meet its financial performance targets and/or level of service to its customers.

4. OTHER IMPLICATIONS

- a. Please describe how this legislation may affect any departments besides the originating department.**

It will impact electricity rates paid by City departments and also increase the utility tax paid to the General Fund (see above estimate).

- b. Does this legislation affect a piece of property? If yes, please attach a map and explain any impacts on the property. Please attach any Environmental Impact Statements, Determinations of Non-Significance, or other reports generated for this property.**

No

- c. Please describe any perceived implication for the principles of the Race and Social Justice Initiative.**

- i. **How does this legislation impact vulnerable or historically disadvantaged communities? How did you arrive at this conclusion? In your response please consider impacts within City government (employees, internal programs) as well as in the broader community.** This legislation results in increases to all retail customers' electric rates and associated bills. Customers participating in the Utility Discount Program receive a 60% discount on their bills.

- ii. **Please attach any Racial Equity Toolkits or other racial equity analyses in the development and/or assessment of the legislation.**

N/A

- iii. **What is the Language Access Plan for any communications to the public?**

To increase accessibility for as many members of our community as possible, City Light will carry out the activities in the Strategic Plan and share information from the rate ordinance in accordance with City Light's Language Access Plan. SCL commits to budgeting the time and resources required for translation and interpretation services, consulting with the Office of Immigrant and Refugee Affairs to ensure outreach materials and strategies are inclusive and culturally appropriate while seeking to implement customer suggestions for improvement whenever possible.

d. Climate Change Implications

- i. **Emissions: How is this legislation likely to increase or decrease carbon emissions in a material way? Please attach any studies or other materials that were used to inform this response.**

No

- ii. **Resiliency: Will the action(s) proposed by this legislation increase or decrease Seattle's resiliency (or ability to adapt) to climate change in a material way? If so, explain. If it is likely to decrease resiliency in a material way, describe what will or could be done to mitigate the effects.**

No

- e. **If this legislation includes a new initiative or a major programmatic expansion: What are the specific long-term and measurable goal(s) of the program? How will this legislation help achieve the program's desired goal(s)? What mechanisms will be used to measure progress towards meeting those goals?**

NA

5. CHECKLIST

- ☐ **Is a public hearing required?**
- ☐ **Is publication of notice with *The Daily Journal of Commerce* and/or *The Seattle Times* required?**
- ☐ **If this legislation changes spending and/or revenues for a fund, have you reviewed the relevant fund policies and determined that this legislation complies?**
- ☐ **Does this legislation create a non-utility CIP project that involves a shared financial commitment with a non-City partner agency or organization?**

6. ATTACHMENTS

Summary Attachments: None.



Legislation Text

File #: CB 120872, **Version:** 1

CITY OF SEATTLE

ORDINANCE _____

COUNCIL BILL _____

AN ORDINANCE amending Ordinance 126955, which adopted the 2024 Budget, including the 2024-2029 Capital Improvement Program (CIP); changing appropriations to various departments and budget control levels, and from various funds in the Budget; and ratifying and confirming certain prior acts; all by a 3/4 vote of the City Council.

WHEREAS, on December 12, 2023, the City Council passed Ordinance 126974, authorizing the execution of a collective bargaining agreement between The City and the International Association of Fire Fighters, Local 27; and

WHEREAS, on April 2, 2024, the City Council passed Ordinance 127004, authorizing the execution of a collective bargaining agreement between The City and the Washington State Council of County and City Employees, American Federation of State, County and Municipal Employees, Local 21SP; and

WHEREAS, on April 2, 2024, the City Council passed Ordinance 127005, authorizing the execution of collective bargaining agreements between The City and certain City unions in the Coalition of City Unions; and

WHEREAS, on April 2, 2024, the City Council passed Ordinance 127006, extending annual wage increases to non-represented City employees; and

WHEREAS, on May 14, 2024, the City Council passed Ordinance 127023, authorizing the execution of a collective bargaining agreement between The City and the Washington State Council of County and City Employees, American Federation of State, County and Municipal Employees; and

WHEREAS, on June 18, 2024, the City Council passed Ordinance 127042, authorizing the execution of a

collective bargaining agreement between The City of Seattle and the International Brotherhood of Electrical Workers Local No. 77 Construction Maintenance Equipment Operator Unit; and

WHEREAS, on June 18, 2024, the City Council passed Ordinance 127043, authorizing the execution of a collective bargaining agreement between The City of Seattle and the International Brotherhood of Electrical Workers Local Union No. 77 Information Technology Professionals' Unit; and

WHEREAS, on June 25, 2024, the City Council passed Ordinance 127047, authorizing the execution of collective bargaining agreements between The City of Seattle and the International Brotherhood of Electrical Workers Local 77; and

WHEREAS, now that these agreements have been executed, City departments require additional funds in 2024 to pay for increased labor costs; and

WHEREAS, on August 13, 2024, the City Council passed Ordinance 127068, providing appropriations through June 30, 2024 related to contracts passed on or before May 14; and

WHEREAS, additional appropriations are needed to avoid exception related to these agreements in 2024; and

WHEREAS, on August 21, 2024, the joint labor-management City Healthcare Committee, in accordance with its governing Memorandum of Agreement, approved the use of \$15 million in excess fund balance from the Rate Stabilization Fund in the Health Care Fund (10112) to help meet the costs associated with the bargained wage increases; and

WHEREAS, the City proposes to use an additional \$38 million in non-Rate Stabilization Fund Health Care Fund balances to further help meet the one-time costs associated with the bargained wage increases and to reduce the Health Care Fund's balances to more appropriate operating levels above required reserves; and

WHEREAS, excess Health Care Fund collections are returned to City departments and funds in the form of a "healthcare holiday," reducing monthly department contributions to the Fund; and

WHEREAS, a healthcare holiday generates excess appropriations in budget control levels that are not directly

aligned with salary spending; NOW, THEREFORE,

BE IT ORDAINED BY THE CITY OF SEATTLE AS FOLLOWS:

Section 1. The appropriations for the following items in the 2024 Adopted Budget are reduced from the funds shown below:

Item	Department	Fund	Budget Summary Level/ BCL Code	Amount
1.1	Community Assisted Response and Engagement	General Fund (00100)	911 Call Response (00100-BO-CS-10000)	(\$591,392)
1.2	Community Assisted Response and Engagement	General Fund (00100)	Community Assisted Response and Engagement (00100-BO-CS-40000)	(\$38,658)
1.3	Department of Education and Early Learning	General Fund (00100)	Leadership and Administration (00100-BO-EE-IL700)	(\$11,093)
1.4	Department of Finance and Administrative Services	Finance and Administrative Services Fund (50300)	Leadership & Administration (50300-BO-FA-0006)	(\$977,281)
1.5	Department of Finance and Administrative Services	FileLocal Agency Fund (67600)	Other FAS Services (67600-BO-FA-0004)	(\$12,422)
1.6	Department of Neighborhoods	General Fund (00100)	Leadership and Administration (00100-BO-DN-I3100)	(\$124,811)
1.7	Executive (Office of Arts and Culture)	Arts and Culture Fund (12400)	Leadership and Administration (12400-BO-AR-VA150)	(\$49,473)
1.8	Executive (Office of Arts and Culture)	Municipal Arts Fund (12010)	Leadership and Administration (12010-BO-AR-VA150)	(\$27,410)
1.9	Executive (Office of Economic Development)	General Fund (00100)	Leadership and Administration (00100-BO-ED-ADMIN)	(\$40,201)
1.10	Executive (Office of Economic Development)	Payroll Expense Tax (14500)	Leadership and Administration (14500-BO-ED-ADMIN)	(\$3,216)
1.11	Executive (Office of Sustainability and Environment)	Sweetened Beverage Tax Fund (00155)	Office of Sustainability and Environment (00155-BO-SE-X1000)	(\$1,010)

1.12	Law Department	General Fund (00100)	Leadership and Administration (00100-BO- LW-J1100)	(\$623,018)
1.13	Seattle Center	General Fund (00100)	Leadership and Administration (00100-BO- SC-69000)	(\$437,620)
1.14	Seattle Center	Seattle Center Fund (11410)	Leadership and Administration (11410-BO- SC-69000)	(\$185,396)
1.15	Seattle City Light	Light Fund (41000)	Leadership and Administration (41000-BO- CL-ADMIN)	(\$16,263,437)
1.16	Seattle Information Technology Department	Information Technology Fund (50410)	Leadership and Administration (50410-BO- IT-D0100)	(\$2,405,775)
1.17	Seattle Parks and Recreation	Seattle Park District Fund (19710)	Leadership and Administration (19710-BO- PR-20000)	(\$875,955)
1.18	Seattle Parks and Recreation	Park And Recreation Fund (10200)	Parks and Facilities Maintenance and Repairs (10200-BO-PR-10000)	(\$598,926)
1.19	Seattle Parks and Recreation	Park And Recreation Fund (10200)	Recreation Facility Programs (10200-BO-PR-50000)	(\$515,744)
1.20	Seattle Parks and Recreation	Seattle Park District Fund (19710)	Parks and Facilities Maintenance and Repairs (19710-BO-PR-10000)	(\$242,540)
1.21	Seattle Parks and Recreation	Park And Recreation Fund (10200)	Leadership and Administration (10200-BO- PR-20000)	(\$23,765)
1.22	Seattle Parks and Recreation	Seattle Park District Fund (19710)	Departmentwide Programs (19710-BO-PR-30000)	(\$11,275)
1.23	Seattle Public Library	Library Fund (10410)	Leadership and Administration (10410-BO- PL-B9LA)	(\$2,368,305)
1.24	Seattle Public Library	2019 Library Levy Fund (18200)	Leadership and Administration (18200-BO- PL-B9LA)	(\$949,133)
1.25	Seattle Public Utilities	Drainage and Wastewater Fund (44010)	Leadership and Administration (44010-BO- SU-N100B)	(\$1,899,310)

1.26	Seattle Public Utilities	Water Fund (43000)	Leadership and Administration (43000-BO-SU-N100B)	(\$1,706,849)
1.27	Seattle Public Utilities	Solid Waste Fund (45010)	Leadership and Administration (45010-BO-SU-N100B)	(\$546,604)
Total				(\$31,530,620)

Section 2. In order to pay for necessary costs and expenses in 2024, but for which insufficient appropriations were made due to causes that could not reasonably have been foreseen at the time of the making of the 2024 Budget, appropriations for the following items in the 2024 Budget are increased from the funds shown, as follows:

Item	Department	Fund	Budget Summary Level/ BCL Code	Amount
2.1	Civil Service Commissions	General Fund (00100)	Civil Service Commissions (00100-BO-VC-V1CIV)	\$18,976
2.2	Department of Education and Early Learning	Sweetened Beverage Tax Fund (00155)	Leadership and Administration (00155-BO-EE-IL700)	\$2,999
2.3	Department of Education and Early Learning	Sweetened Beverage Tax Fund (00155)	Early Learning (00155-BO-EE-IL100)	\$7,793
2.4	Department of Education and Early Learning	Families Education Preschool Promise Levy (17871)	Post-Secondary Programs (17871-BO-EE-IL300)	\$7,830
2.5	Department of Education and Early Learning	General Fund (00100)	K-12 Programs (00100-BO-EE-IL200)	\$26,353
2.6	Department of Education and Early Learning	Families Education Preschool Promise Levy (17871)	K-12 Programs (17871-BO-EE-IL200)	\$50,830
2.7	Department of Education and Early Learning	Families Education Preschool Promise Levy (17871)	Leadership and Administration (17871-BO-EE-IL700)	\$61,432
2.8	Department of Education and Early Learning	General Fund (00100)	Early Learning (00100-BO-EE-IL100)	\$81,547
2.9	Department of Education and Early Learning	Families Education Preschool Promise Levy (17871)	Early Learning (17871-BO-EE-IL100)	\$115,986

2.10	Department of Finance and Administrative Services	General Fund (00100)	Office of City Finance (00100-BO-FA-0003)	\$104,014
2.11	Department of Finance and Administrative Services	Finance and Administrative Services Fund (50300)	Public Services (50300-BO-FA-0005)	\$149,200
2.12	Department of Finance and Administrative Services	General Fund (00100)	Public Services (00100-BO-FA-0005)	\$423,524
2.13	Department of Finance and Administrative Services	Finance and Administrative Services Fund (50300)	Citywide Admin Services (50300-BO-FA-0002)	\$596,421
2.14	Department of Finance and Administrative Services	Finance and Administrative Services Fund (50300)	Office of City Finance (50300-BO-FA-0003)	\$1,211,104
2.15	Department of Finance and Administrative Services	Finance and Administrative Services Fund (50300)	Citywide Operational Services (50300-BO-FA-0001)	\$1,742,734
2.16	Department of Neighborhoods	Sweetened Beverage Tax Fund (00155)	Community Grants (00155-BO-DN-I3400)	\$21,587
2.17	Department of Neighborhoods	General Fund (00100)	Community Grants (00100-BO-DN-I3400)	\$48,752
2.18	Department of Neighborhoods	General Fund (00100)	Community Building (00100-BO-DN-I3300)	\$235,166
2.19	Employees' Retirement System	Employees' Retirement Fund (61030)	Employee Benefit Management (61030-BO-RE-R1E00)	\$161,649
2.20	Ethics and Elections Commission	Election Vouchers Fund (12300)	Election Vouchers (12300-BO-ET-VT123)	\$8,534
2.21	Ethics and Elections Commission	General Fund (00100)	Ethics and Elections (00100-BO-ET-V1T00)	\$19,460
2.22	Executive (City Budget Office)	Payroll Expense Tax (14500)	City Budget Office (14500-BO-CB-CZ000)	\$3,396
2.23	Executive (City Budget Office)	General Fund (00100)	City Budget Office (00100-BO-CB-CZ000)	\$155,057
2.24	Executive (Community Police Commission)	General Fund (00100)	Office of the Community Police Commission (00100-BO-CP-X1P00)	\$27,149
2.25	Executive (Office for Civil Rights)	General Fund (00100)	Civil Rights (00100-BO-CR-X1R00)	\$93,022

2.26	Executive (Office of Arts and Culture)	Arts and Culture Fund (12400)	Public Art (12400-BO-AR-2VMA0)	\$6,622
2.27	Executive (Office of Arts and Culture)	Arts and Culture Fund (12400)	Cultural Space (12400-BO-AR-VA170)	\$7,122
2.28	Executive (Office of Arts and Culture)	Municipal Arts Fund (12010)	Public Art (12010-BO-AR-2VMA0)	\$45,158
2.29	Executive (Office of Arts and Culture)	Arts and Culture Fund (12400)	Arts and Cultural Programs (12400-BO-AR-VA160)	\$109,878
2.30	Executive (Office of Economic Development)	Payroll Expense Tax (14500)	Business Services (14500-BO-ED-X1D00)	\$28,449
2.31	Executive (Office of Economic Development)	General Fund (00100)	Business Services (00100-BO-ED-X1D00)	\$146,252
2.32	Executive (Office of Emergency Management)	General Fund (00100)	Office of Emergency Management (00100-BO-EP-10000)	\$41,066
2.33	Executive (Office of Housing)	Payroll Expense Tax (14500)	Homeownership & Sustainability (14500-BO-HU-2000)	\$4,721
2.34	Executive (Office of Housing)	Office of Housing Fund (16600)	Homeownership & Sustainability (16600-BO-HU-2000)	\$14,883
2.35	Executive (Office of Housing)	Office of Housing Fund (16600)	Multifamily Housing (16600-BO-HU-3000)	\$18,914
2.36	Executive (Office of Housing)	Payroll Expense Tax (14500)	Multifamily Housing (14500-BO-HU-3000)	\$24,845
2.37	Executive (Office of Housing)	Office of Housing Fund (16600)	Leadership and Administration (16600-BO-HU-1000)	\$53,642
2.38	Executive (Office of Housing)	Payroll Expense Tax (14500)	Leadership and Administration (14500-BO-HU-1000)	\$65,069
2.39	Executive (Office of Immigrant and Refugee Affairs)	Payroll Expense Tax (14500)	Office of Immigrant and Refugee Affairs (14500-BO-IA-X1N00)	\$2,440
2.40	Executive (Office of Immigrant and Refugee Affairs)	General Fund (00100)	Office of Immigrant and Refugee Affairs (00100-BO-IA-X1N00)	\$23,069
2.41	Executive (Office of Intergovernmental Relations)	General Fund (00100)	Office of Intergovernmental Relations (00100-BO-IR-X1G00)	\$37,348

2.42	Executive (Office of Labor Standards)	Office of Labor Standards Fund (00190)	Office of Labor Standards (00190-BO-LS-1000)	\$87,223
2.43	Executive (Office of Planning and Community Development)	REET I Capital Fund (30010)	Design Commission (30010-BO-PC-X2P10)	\$3,811
2.44	Executive (Office of Planning and Community Development)	Short-Term Rental Tax Fund (12200)	Planning and Community Development (12200-BO-PC-X2P00)	\$11,561
2.45	Executive (Office of Planning and Community Development)	Payroll Expense Tax (14500)	Planning and Community Development (14500-BO-PC-X2P00)	\$26,127
2.46	Executive (Office of Planning and Community Development)	General Fund (00100)	Planning and Community Development (00100-BO-PC-X2P00)	\$98,213
2.47	Executive (Office of Sustainability and Environment)	Payroll Expense Tax (14500)	Office of Sustainability and Environment (14500-BO-SE-X1000)	\$31,551
2.48	Executive (Office of Sustainability and Environment)	General Fund (00100)	Office of Sustainability and Environment (00100-BO-SE-X1000)	\$54,467
2.49	Executive (Office of the Mayor)	General Fund (00100)	Office of the Mayor (00100-BO-MA-X1A00)	\$140,539
2.50	Finance General	Payroll Expense Tax (14500)	Appropriation to Special Funds (14500-BO-FG-2QA00)	\$104,500
2.51	Finance General	General Fund (00100)	Appropriation to Special Funds (00100-BO-FG-2QA00)	\$561,205
2.52	Human Services Department	Human Services Fund (16200)	Addressing Homelessness (16200-BO-HS-H3000)	\$150
2.53	Human Services Department	Opioid Settlement Proceed Fund (14510)	Promoting Public Health (14510-BO-HS-H7000)	\$1,001
2.54	Human Services Department	Sweetened Beverage Tax Fund (00155)	Leadership and Administration (00155-BO-HS-H5000)	\$10,461
2.55	Human Services Department	General Fund (00100)	Promoting Public Health (00100-BO-HS-H7000)	\$11,367
2.56	Human Services Department	Sweetened Beverage Tax Fund (00155)	Supporting Affordability and Livability (00155-BO-HS-H1000)	\$12,415

2.57	Human Services Department	General Fund (00100)	Supporting Affordability and Livability (00100-BO-HS-H1000)	\$48,767
2.58	Human Services Department	General Fund (00100)	Addressing Homelessness (00100-BO-HS-H3000)	\$53,554
2.59	Human Services Department	General Fund (00100)	Preparing Youth for Success (00100-BO-HS-H2000)	\$56,401
2.60	Human Services Department	Human Services Fund (16200)	Supporting Affordability and Livability (16200-BO-HS-H1000)	\$81,177
2.61	Human Services Department	General Fund (00100)	Supporting Safe Communities (00100-BO-HS-H4000)	\$95,832
2.62	Human Services Department	Human Services Fund (16200)	Leadership and Administration (16200-BO-HS-H5000)	\$105,767
2.63	Human Services Department	General Fund (00100)	Promoting Healthy Aging (00100-BO-HS-H6000)	\$143,646
2.64	Human Services Department	General Fund (00100)	Leadership and Administration (00100-BO-HS-H5000)	\$188,418
2.65	Human Services Department	Human Services Fund (16200)	Promoting Healthy Aging (16200-BO-HS-H6000)	\$633,251
2.66	Law Department	General Fund (00100)	Precinct Liaison (00100-BO-LW-J1700)	\$30,832
2.67	Law Department	General Fund (00100)	Criminal (00100-BO-LW-J1500)	\$383,066
2.68	Law Department	General Fund (00100)	Civil (00100-BO-LW-J1300)	\$670,583
2.69	Legislative Department	General Fund (00100)	Leadership and Administration (00100-BO-LG-G2000)	\$20,952
2.70	Legislative Department	General Fund (00100)	Legislative Department (00100-BO-LG-G1000)	\$262,371
2.71	Office of Economic and Revenue Forecasts	General Fund (00100)	Economic and Revenue Forecasts (00100-BO-ER-10000)	\$4,397
2.72	Office of Hearing Examiner	General Fund (00100)	Office of the Hearing Examiner (00100-BO-HX-V1X00)	\$17,499

2.73	Office of Inspector General for Public Safety	General Fund (00100)	Office of Inspector General for Public Safety (00100-BO-IG-1000)	\$48,241
2.74	Office of the City Auditor	General Fund (00100)	Office of the City Auditor (00100-BO-AD-VG000)	\$43,757
2.75	Office of the Employee Ombud	General Fund (00100)	Office of Employee Ombud (00100-BO-EM-V10MB)	\$16,185
2.76	Police Relief and Pension	Police Relief & Pension Fund (61060)	Police Relief and Pension (61060-BO-PP-RP604)	\$21,744
2.77	Seattle Center	Seattle Center McCaw Hall Fund (11430)	McCaw Hall (11430-BO-SC-65000)	\$305,187
2.78	Seattle Center	General Fund (00100)	Campus (00100-BO-SC-60000)	\$493,094
2.79	Seattle Center	Seattle Center Fund (11410)	Campus (11410-BO-SC-60000)	\$725,533
2.80	Seattle City Light	Light Fund (41000)	Power Supply O&M (41000-BO-CL-PWRSUPPLY)	\$4,485,435
2.81	Seattle City Light	Light Fund (41000)	Utility Operations O&M (41000-BO-CL-UTILOPS)	\$30,463,029
2.82	Seattle City Light	Light Fund (41000)	Customer Care (41000-BO-CL-CUSTCARE)	\$8,453,811
2.83	Seattle Department of Construction and Inspections	Unrestricted Cumulative Reserve Fund (00164)	Compliance (00164-BO-CI-U2400)	\$260
2.84	Seattle Department of Construction and Inspections	General Fund (00100)	Inspections (00100-BO-CI-U23A0)	\$7,289
2.85	Seattle Department of Construction and Inspections	General Fund (00100)	Land Use Services (00100-BO-CI-U2200)	\$16,291
2.86	Seattle Department of Construction and Inspections	Construction and Inspections (48100)	Government Policy, Safety & Support (48100-BO-CI-U2600)	\$17,918
2.87	Seattle Department of Construction and Inspections	General Fund (00100)	Government Policy, Safety & Support (00100-BO-CI-U2600)	\$65,482
2.88	Seattle Department of Construction and Inspections	Construction and Inspections (48100)	Compliance (48100-BO-CI-U2400)	\$75,190

2.89	Seattle Department of Construction and Inspections	Construction and Inspections (48100)	Process Improvements & Technology (48100-BO-CI-U2800)	\$84,002
2.9	Seattle Department of Construction and Inspections	General Fund (00100)	Compliance (00100-BO-CI-U2400)	\$360,642
2.91	Seattle Department of Construction and Inspections	Construction and Inspections (48100)	Inspections (48100-BO-CI-U23A0)	\$365,931
2.92	Seattle Department of Construction and Inspections	Construction and Inspections (48100)	Land Use Services (48100-BO-CI-U2200)	\$367,024
2.93	Seattle Department of Construction and Inspections	Construction and Inspections (48100)	Permit Services (48100-BO-CI-U2300)	\$390,048
2.94	Seattle Department of Human Resources	General Fund (00100)	HR Services (00100-BO-HR-N6000)	\$24,852
2.95	Seattle Department of Human Resources	General Fund (00100)	Leadership and Administration (00100-BO-HR-N5000)	\$259,305
2.96	Seattle Department of Transportation	School Safety Traffic and Pedestrian Improvement Fund (18500)	Mobility Operations (18500-BO-TR-17003)	\$3,354
2.97	Seattle Department of Transportation	Seattle Streetcar Operations (10800)	South Lake Union Streetcar Operations (10800-BO-TR-12001)	\$3,792
2.98	Seattle Department of Transportation	Seattle Streetcar Operations (10800)	First Hill Streetcar Operations (10800-BO-TR-12002)	\$5,226
2.99	Seattle Department of Transportation	Transportation Benefit District Fund (19900)	Bridges & Structures (19900-BO-TR-17001)	\$21,236
2.100	Seattle Department of Transportation	Move Seattle Levy Fund (10398)	Maintenance Operations (10398-BO-TR-17005)	\$23,372
2.101	Seattle Department of Transportation	Move Seattle Levy Fund (10398)	Bridges & Structures (10398-BO-TR-17001)	\$26,507
2.102	Seattle Department of Transportation	Transportation Benefit District Fund (19900)	Maintenance Operations (19900-BO-TR-17005)	\$29,098
2.103	Seattle Department of Transportation	Move Seattle Levy Fund (10398)	Mobility Operations (10398-BO-TR-17003)	\$49,141

	Department	Fund (19900)	BO-TR-17003	
2.104	Seattle Department of Transportation	Transportation Benefit District Fund (19900)	Mobility Operations (19900-BO-TR-17003)	\$49,402
2.105	Seattle Department of Transportation	General Fund (00100)	Bridges & Structures (00100-BO-TR-17001)	\$49,870
2.106	Seattle Department of Transportation	General Fund (00100)	Maintenance Operations (00100-BO-TR-17005)	\$98,656
2.107	Seattle Department of Transportation	General Fund (00100)	Mobility Operations (00100-BO-TR-17003)	\$193,242
2.108	Seattle Department of Transportation	Transportation Fund (13000)	Bridges & Structures (13000-BO-TR-17001)	\$207,804
2.109	Seattle Department of Transportation	Transportation Fund (13000)	Maintenance Operations (13000-BO-TR-17005)	\$757,922
2.110	Seattle Department of Transportation	Transportation Fund (13000)	Mobility Operations (13000-BO-TR-17003)	\$863,228
2.111	Seattle Department of Transportation	General Fund (00100)	Leadership and Administration (00100-BO-TR-18001)	\$1,544,979
2.112	Seattle Department of Transportation	Transportation Fund (13000)	Leadership and Administration (13000-BO-TR-18001)	\$2,425,523
2.113	Seattle Department of Transportation	Transportation Fund (13000)	ROW Management (13000-BO-TR-17004)	\$2,543,647
2.114	Seattle Fire Department	General Fund (00100)	Fire Prevention (00100-BO-FD-F5000)	\$333,828
2.115	Seattle Fire Department	General Fund (00100)	Leadership and Administration (00100-BO-FD-F1000)	\$458,848
2.116	Seattle Fire Department	General Fund (00100)	Operations (00100-BO-FD-F3000)	\$5,316,778
2.117	Seattle Information Technology Department	Payroll Expense Tax (14500)	Applications (14500-BO-IT-D0600)	\$49,327
2.118	Seattle Information Technology Department	Information Technology Fund (50410)	Digital Security & Risk (50410-BO-IT-D0500)	\$364,508
2.119	Seattle Information Technology Department	Information Technology Fund (50410)	Client Solutions (50410-BO-IT-D0800)	\$498,579
2.120	Seattle Information Technology Department	Information Technology Fund (50410)	Frontline Services and Workplace (50410-BO-IT-D0400)	\$2,639,119

		(50410)	(50410)	
2.121	Seattle Information Technology Department	Information Technology Fund (50410)	Technology Infrastructure (50410-BO-IT-D0300)	\$2,678,345
2.122	Seattle Information Technology Department	Information Technology Fund (50410)	Applications (50410-BO-IT-D0600)	\$5,389,203
2.123	Seattle Municipal Court	General Fund (00100)	Court Compliance (00100-BO-MC-4000)	\$187,955
2.124	Seattle Municipal Court	General Fund (00100)	Administration (00100-BO-MC-3000)	\$192,413
2.125	Seattle Municipal Court	General Fund (00100)	Court Operations (00100-BO-MC-2000)	\$514,890
2.126	Seattle Parks and Recreation	King County Parks Levy Fund (36000)	Parks and Facilities Maintenance and Repairs (36000-BO-PR-10000)	\$165
2.127	Seattle Parks and Recreation	General Fund (00100)	Golf Programs (00100-BO-PR-60000)	\$1,985
2.128	Seattle Parks and Recreation	King County Parks Levy Fund (36000)	Recreation Facility Programs (36000-BO-PR-50000)	\$13,357
2.129	Seattle Parks and Recreation	Sweetened Beverage Tax Fund (00155)	Recreation Facility Programs (00155-BO-PR-50000)	\$13,585
2.130	Seattle Parks and Recreation	Park And Recreation Fund (10200)	Departmentwide Programs (10200-BO-PR-30000)	\$53,272
2.131	Seattle Parks and Recreation	General Fund (00100)	Departmentwide Programs (00100-BO-PR-30000)	\$153,171
2.132	Seattle Parks and Recreation	Park And Recreation Fund (10200)	Golf Programs (10200-BO-PR-60000)	\$343,132
2.133	Seattle Parks and Recreation	Seattle Park District Fund (19710)	Recreation Facility Programs (19710-BO-PR-50000)	\$368,286
2.134	Seattle Parks and Recreation	General Fund (00100)	Parks and Facilities Maintenance and Repairs (00100-BO-PR-10000)	\$618,222
2.135	Seattle Parks and Recreation	General Fund (00100)	Leadership and Administration (00100-BO-PR-20000)	\$706,011
2.136	Seattle Parks and Recreation	General Fund (00100)	Recreation Facility Programs (00100-BO-PR-50000)	\$722,538
2.137	Seattle Police Department	School Safety Traffic and Pedestrian Improvement Fund (18500)	School Zone Camera Program (18500-BO-SP-P9000)	\$38,099

		(10500)		
2.138	Seattle Police Department	General Fund (00100)	Office of Police Accountability (00100-BO-SP-P1300)	\$318,177
2.139	Seattle Police Department	General Fund (00100)	Compliance and Professional Standards Bureau (00100-BO-SP-P2000)	\$327,586
2.140	Seattle Police Department	General Fund (00100)	Technical Services (00100-BO-SP-P8000)	\$504,648
2.141	Seattle Police Department	General Fund (00100)	Southwest Precinct (00100-BO-SP-P6700)	\$569,793
2.142	Seattle Police Department	General Fund (00100)	Chief of Police (00100-BO-SP-P1000)	\$615,188
2.143	Seattle Police Department	General Fund (00100)	East Precinct (00100-BO-SP-P6600)	\$644,218
2.144	Seattle Police Department	General Fund (00100)	Collaborative Policing (00100-BO-SP-P4000)	\$644,577
2.145	Seattle Police Department	General Fund (00100)	Patrol Operations (00100-BO-SP-P1800)	\$689,796
2.146	Seattle Police Department	General Fund (00100)	South Precinct (00100-BO-SP-P6500)	\$846,247
2.147	Seattle Police Department	General Fund (00100)	West Precinct (00100-BO-SP-P6100)	\$934,406
2.148	Seattle Police Department	General Fund (00100)	North Precinct (00100-BO-SP-P6200)	\$1,101,856
2.149	Seattle Police Department	General Fund (00100)	Criminal Investigations (00100-BO-SP-P7000)	\$1,864,392
2.150	Seattle Police Department	General Fund (00100)	Leadership and Administration (00100-BO-SP-P1600)	\$2,461,297
2.151	Seattle Police Department	General Fund (00100)	Special Operations (00100-BO-SP-P3400)	\$2,664,164
2.152	Seattle Public Library	Library Fund (10410)	Chief Librarian's Office (10410-BO-PL-B2CTL)	\$40,682
2.153	Seattle Public Library	2019 Library Levy Fund (18200)	Institutional & Strategic Advancement (18200-BO-PL-B7STR)	\$50,136
2.154	Seattle Public Library	Library Fund (10410)	Institutional & Strategic Advancement (10410-BO-PL-B7STR)	\$73,173
2.155	Seattle Public Library	Library Fund (10410)	Human Resources (10410-BO-PL-B7STR)	\$106,204

			BO-PL-B3HRS)	
2.156	Seattle Public Library	2019 Library Levy Fund (18200)	Administrative/Support Service (18200-BO-PL-B1ADM)	\$174,200
2.157	Seattle Public Library	Library Fund (10410)	Administrative/Support Service (10410-BO-PL-B1ADM)	\$409,228
2.158	Seattle Public Library	2019 Library Levy Fund (18200)	Library Program and Services (18200-BO-PL-B4PUB)	\$1,044,370
2.159	Seattle Public Library	Library Fund (10410)	Library Program and Services (10410-BO-PL-B4PUB)	\$2,191,257
2.160	Seattle Public Utilities	Drainage and Wastewater Fund (44010)	General Expense (44010-BO-SU-N000B)	\$26,594
2.161	Seattle Public Utilities	Solid Waste Fund (45010)	General Expense (45010-BO-SU-N000B)	\$34,281
2.162	Seattle Public Utilities	Water Fund (43000)	General Expense (43000-BO-SU-N000B)	\$54,477
2.163	Seattle Public Utilities	General Fund (00100)	Utility Service and Operations (00100-BO-SU-N200B)	\$604,435
2.164	Seattle Public Utilities	Solid Waste Fund (45010)	Utility Service and Operations (45010-BO-SU-N200B)	\$1,648,682
2.165	Seattle Public Utilities	Drainage and Wastewater Fund (44010)	Utility Service and Operations (44010-BO-SU-N200B)	\$3,910,286
2.166	Seattle Public Utilities	Water Fund (43000)	Utility Service and Operations (43000-BO-SU-N200B)	\$3,926,248
Total				\$116,077,560

Section 3. Appropriations in the 2024 Adopted Budget and project allocations in the 2024-2029 Adopted Capital Improvement Program are reduced as follows:

Item	Department	Fund	Budget Summary Level/BCL Code	CIP Project Name/ID	CIP Project Appropriation Change
------	------------	------	-------------------------------	---------------------	----------------------------------

3.1	Seattle Parks and Recreation	Seattle Park District Fund (19710)	Fix It First (19710-BC-PR-40000)	Major Maintenance and Asset Management (MC-PR-41001)	(\$639,795)
3.2	Seattle Public Library	2019 Library Levy Fund (18200)	Capital Improvements (18200-BC-SPL)	Library Major Maintenance (MC-SPL)	(\$20,471)
Total					(\$660,266)

Section 4. To pay for necessary capital costs and expenses incurred or to be incurred, but for which insufficient appropriations were made due to causes that could not reasonably have been foreseen at the time the 2024 Budget was adopted, appropriations in the 2024 Adopted Budget and project allocations in the 2024-2029 Adopted Capital Improvement Program are increased as follows:

Item	Department	Fund	Budget Summary Level/BCL Code	CIP Project Name/ID	CIP Project Appropriation Change
4.1	Seattle City Light	Light Fund (41000)	Customer Focused - CIP (41000-BC-CL-Z)	Major Emergency (MC-CL-ZS8380)	\$284,171
4.2	Seattle City Light	Light Fund (41000)	Transmission and Distribution - CIP (41000-BC-CL-Y)	Broad Street Substation - Network (MC-CL-YN8203)	\$352,377
4.3	Seattle City Light	Light Fund (41000)	Transmission and Distribution - CIP (41000-BC-CL-Y)	University Substation - Network (MC-CL-YN8464)	\$353,168
4.4	Seattle City Light	Light Fund (41000)	Power Supply - CIP (41000-BC-CL-X)	Skagit - Relicensing (MC-CL-XS6986)	\$392,570
4.5	Seattle City Light	Light Fund (41000)	Customer Focused - CIP (41000-BC-CL-Z)	Streetlights: Arterial, Residential and Floodlights (MC-CL-ZL8378)	\$425,629

4.6	Seattle City Light	Light Fund (41000)	Transmission and Distribution - CIP (41000-BC-CL-Y)	Overhead Customer Driven Capacity Additions (MC-CL-YR8355)	\$467,731
4.7	Seattle City Light	Light Fund (41000)	Power Supply - CIP (41000-BC-CL-X)	Cedar Falls Substation & Bank 6 Replacement (MC-CL-XC6573)	\$485,720
4.8	Seattle City Light	Light Fund (41000)	Transmission and Distribution - CIP (41000-BC-CL-Y)	Relaying Improvements (MC-CL-YS7753)	\$501,036
4.9	Seattle City Light	Light Fund (41000)	Power Supply - CIP (41000-BC-CL-X)	Skagit Facility - Minor Improvements Program (MC-CL-XS6405)	\$529,268
4.10	Seattle City Light	Light Fund (41000)	Transmission and Distribution - CIP (41000-BC-CL-Y)	Transmission Line Inductor Installation (MC-CL-YT8461)	\$553,790
4.11	Seattle City Light	Light Fund (41000)	Customer Focused - CIP (41000-BC-CL-Z)	Network Additions and Services: First Hill, Massachusetts, Union & University (MC-CL-ZS8364)	\$592,400
4.12	Seattle City Light	Light Fund (41000)	Customer Focused - CIP (41000-BC-CL-Z)	Meter Additions (MC-CL-ZS8054)	\$617,127
4.13	Seattle City Light	Light Fund (41000)	Transmission and Distribution - CIP (41000-BC-CL-Y)	Pole Attachments (MC-CL-YR8452)	\$690,529
4.14	Seattle City Light	Light Fund (41000)	Transmission and Distribution - CIP (41000-BC-CL-Y)	Substation Breaker Replacements and Reliability Additions (MC-CL-YS7779)	\$698,917

4.15	Seattle City Light	Light Fund (41000)	Transmission and Distribution - CIP (41000-BC-CL-Y)	Substation Equipment Improvements (MC-CL-YS7752)	\$725,921
4.16	Seattle City Light	Light Fund (41000)	Power Supply - CIP (41000-BC-CL-X)	Boundary - Licensing Mitigation (MC-CL-XB6987)	\$822,890
4.17	Seattle City Light	Light Fund (41000)	Customer Focused - CIP (41000-BC-CL-Z)	Small Overhead and Underground Services (MC-CL-ZS8367)	\$883,950
4.18	Seattle City Light	Light Fund (41000)	Conservation & Environmental - CIP (41000-BC-CL-W)	Energy Efficiency (MC-CL-WC2250)	\$991,432
4.19	Seattle City Light	Light Fund (41000)	Customer Focused - CIP (41000-BC-CL-Z)	Network Additions and Services: Broad Street Substation (MC-CL-ZS8363)	\$992,307
4.20	Seattle City Light	Light Fund (41000)	Transmission and Distribution - CIP (41000-BC-CL-Y)	Overhead Equipment Replacements (MC-CL-YR8351)	\$1,362,973
4.21	Seattle City Light	Light Fund (41000)	Customer Focused - CIP (41000-BC-CL-Z)	Medium Overhead and Underground Services (MC-CL-ZS8366)	\$2,485,582
Total					\$15,209,488

Allocation modifications for Seattle City Light in this section shall operate for the purposes of increasing or decreasing the base for the limit imposed by subsection 4(c) of Ordinance 126955.

Section 5. This ordinance shall take effect as provided by Seattle Municipal Code Sections 1.04.020 and 1.04.070.

Passed by a 3/4 vote of all the members of the City Council the _____ day of

_____, 2024, and signed by me in open session in authentication of its passage this
_____ day of _____, 2024.

President _____ of the City Council

Approved / returned unsigned / vetoed this _____ day of _____, 2024.

Bruce A. Harrell, Mayor

Filed by me this _____ day of _____, 2024.

Scheereen Dedman, City Clerk

(Seal)

SUMMARY and FISCAL NOTE

Department:	Dept. Contact:	CBO Contact:
City Budget Office	Candice Foote	Candice Foote

1. BILL SUMMARY

Legislation Title: AN ORDINANCE amending Ordinance 126955, which adopted the 2024 Budget, including the 2024-2029 Capital Improvement Program (CIP); changing appropriations to various departments and budget control levels, and from various funds in the Budget; and ratifying and confirming certain prior acts; all by a 3/4 vote of the City Council.

Summary and Background of the Legislation: This legislation increases 2024 appropriations to City departments to allow for increased costs of labor resulting from executed agreements with City unions and related legislation for non-represented employees. When the 2024 Budget was considered and adopted in 2023, these labor actions were outstanding and not included in the 2024 base budget. Appropriations to City departments for 2023 retroactive payments and the first half of 2024 were included in Ordinance 127067.

This legislation includes appropriations to account for the second 50 percent of the forecasted wage increases for 2024 for all agreements listed above. It also contains funding for retroactive and 2024 current year costs for settle Local 77 contracts that were passed after CBO was preparing mid-year legislation.

The ordinances authorizing the increased costs contained in this bill are:

- Ordinance 126974, which authorized the execution of a collective bargaining agreement between The City and the International Association of Fire Fighters, Local 27.
- Ordinance 127004, which authorized the execution of a collective bargaining agreement between The City and the Washington State Council of County and City Employees, American Federation of State, County and Municipal Employees, Local 21SP.
- Ordinance 127005, which authorized the execution of collective bargaining agreements between the City and certain City unions in the Coalition of City Unions.
- Ordinance 127006, which extended annual wage increases to non-represented City employees.
- Ordinance 127023, which authorized the execution of a collective bargaining agreement between The City and the Washington State Council of County and City Employees, American Federation of State, County and Municipal Employees, Local 21SP beginning January 1, 2023.
- Ordinance 127042, which authorized the execution of a collective bargaining agreement between The City of Seattle and the International Brotherhood of Electrical Workers Local No. 77 Construction Maintenance Equipment Operator Unit.
- Ordinance 127043, which authorized the execution of a collective bargaining agreement between The City of Seattle and the International Brotherhood of Electrical Workers Local Union No. 77 Information Technology Professionals' Unit.

- Ordinance 127047, which authorized the execution of collective bargaining agreements between The City of Seattle and the International Brotherhood of Electrical Workers Local 77.

City Executive departments have been asked to deploy a number of strategies to limit current year (2024) spending to relieve pressure on the budget. One strategy includes the implementation of a healthcare holiday. This legislation includes budgetary adjustments because of lower than expected healthcare billing for all of the departments.

A summary of labor contract related appropriation changes and healthcare holiday related changes by department and fund can be found in Summary Attachments A and B.

2. CAPITAL IMPROVEMENT PROGRAM

Does this legislation create, fund, or amend a CIP Project? ☐ Yes ☒ No

3. SUMMARY OF FINANCIAL IMPLICATIONS

Does this legislation have financial impacts to the City? ☒ Yes ☐ No

Expenditure Change (\$);	2024	2025 est.*	2026 est.	2027 est.	2028 est.
General Fund	\$29,675,375	195,553,199	227,039,953	227,039,953	227,039,953
Expenditure Change (\$);	2024	2025 est.	2026 est.	2027 est.	2028 est.
Other Funds	\$69,420,787	163,977,342	218,639,713	218,639,713	218,639,713

*2025 and beyond columns correspond to the amounts from the Mid-year legislation plus 25 and 26 assumptions for Local 77 CBAs. Figures remain flat for 2027 and 2028 as nearly all contracts will be open by 2027.

3.a. Appropriations

☒ This legislation adds, changes, or deletes appropriations.

Appropriations Notes: See the ordinance for details on the BCL level appropriations.

3.d. Other Impacts

Does the legislation have other financial impacts to The City of Seattle, including direct or indirect, one-time or ongoing costs, that are not included in Sections 3.a through 3.c? If so, please describe these financial impacts.

The ongoing (2025-2028) financial impacts related to this legislation are included in the 2025-26 Proposed Budget and Six-Year Financial Plans.

If the legislation has costs, but they can be absorbed within existing operations, please describe how those costs can be absorbed. The description should clearly describe if the absorbed costs are achievable because the department had excess resources within their existing budget or if by absorbing these costs the department is deprioritizing other work that would have used these resources.

The costs associated with this legislation cannot be absorbed with existing appropriations. The City has held planning reserves for each fund to provide the resources for the appropriations in this legislation.

Please describe any financial costs or other impacts of *not* implementing the legislation.

City departments will not have the appropriations necessary to implement the requirements of the labor agreements described in Section 1.

4. OTHER IMPLICATIONS

- a. Please describe how this legislation may affect any departments besides the originating department.**

Yes, this legislation impacts most departments' 2024 budgets. The budget appropriation contained in this legislation provides appropriation authority to implement the labor agreements described in Section 1.

- b. Does this legislation affect a piece of property? If yes, please attach a map and explain any impacts on the property. Please attach any Environmental Impact Statements, Determinations of Non-Significance, or other reports generated for this property.**

No

- c. Please describe any perceived implication for the principles of the Race and Social Justice Initiative.**

- i. How does this legislation impact vulnerable or historically disadvantaged communities? How did you arrive at this conclusion? In your response please consider impacts within City government (employees, internal programs) as well as in the broader community.**

This legislation provides the appropriations necessary to implement previously approved labor agreements. Please see implications for the principles of the Race and Social Justice Initiative section in the Summary and Fiscal Note for the listed ordinances.

- ii. Please attach any Racial Equity Toolkits or other racial equity analyses in the development and/or assessment of the legislation.**

N/A

- iii. What is the Language Access Plan for any communications to the public?**

N/A

d. Climate Change Implications

- i. **Emissions:** How is this legislation likely to increase or decrease carbon emissions in a material way? Please attach any studies or other materials that were used to inform this response.

N/A

- ii. **Resiliency:** Will the action(s) proposed by this legislation increase or decrease Seattle's resiliency (or ability to adapt) to climate change in a material way? If so, explain. If it is likely to decrease resiliency in a material way, describe what will or could be done to mitigate the effects.

N/A

- e. **If this legislation includes a new initiative or a major programmatic expansion:** What are the specific long-term and measurable goal(s) of the program? How will this legislation help achieve the program's desired goal(s)? What mechanisms will be used to measure progress towards meeting those goals?

N/A

5. CHECKLIST

- ☐ Is a public hearing required?
- ☐ Is publication of notice with *The Daily Journal of Commerce* and/or *The Seattle Times* required?
- ☒ If this legislation changes spending and/or revenues for a fund, have you reviewed the relevant fund policies and determined that this legislation complies?
- ☐ Does this legislation create a non-utility CIP project that involves a shared financial commitment with a non-City partner agency or organization?

6. ATTACHMENTS

Summary Attachments:

Summary Attachment A – Summary of AWI Changes and Healthcare Holiday Changes by Department

Summary Attachment B – Summary of AWI Changes and Healthcare Holiday by Fund

Summary of AWI Changes and Healthcare Holiday Changes by Department

Department	AWI Need - Jul 1 to Dec 30, 2024	2024 Healthcare Rate "Holiday"	Appropriation Change
City Budget Office	329,526	(171,073)	158,453
Civil Service Commissions	31,494	(12,518)	18,976
Community Assisted Response and Engagement	-	(630,050)	(630,050)
Community Police Commission	56,357	(29,208)	27,149
Department of Education and Early Learning	823,516	(479,839)	343,677
Department of Finance and Administrative Services	5,578,074	(2,340,780)	3,237,294
Department of Neighborhoods	439,390	(258,696)	180,694
Employees' Retirement System	290,997	(129,348)	161,649
Ethics and Elections Commission	69,719	(41,725)	27,994
Finance General	2,744,500	(2,078,795)	665,705
Human Services Department	3,056,971	(1,614,763)	1,442,208
Law Department	1,258,413	(796,950)	461,463
Legislative Department	683,884	(400,561)	283,323
Office for Civil Rights	218,197	(125,175)	93,022
Office of Arts and Culture	246,280	(154,383)	91,897
Office of Economic and Revenue Forecasts	16,915	(12,518)	4,397
Office of Economic Development	339,910	(208,626)	131,284
Office of Emergency Management	103,654	(62,588)	41,066
Office of Hearing Examiner	38,362	(20,863)	17,499
Office of Housing	403,217	(221,143)	182,074
Office of Immigrant and Refugee Affairs	75,579	(50,070)	25,509
Office of Inspector General for Public Safety	144,209	(95,968)	48,241
Office of Intergovernmental Relations	70,728	(33,380)	37,348
Office of Labor Standards	233,261	(146,038)	87,223
Office of Planning and Community Development	327,475	(187,763)	139,712
Office of Sustainability and Environment	285,289	(200,281)	85,008
Office of the City Auditor	81,310	(37,553)	43,757
Office of the Employee Ombud	41,220	(25,035)	16,185
Office of the Mayor	290,749	(150,210)	140,539
Police Relief and Pension	38,434	(16,690)	21,744
Seattle Center	1,764,508	(863,710)	900,798
Seattle City Light	49,359,040	(7,010,714)	42,348,326
Seattle Department of Construction and Inspections	3,611,019	(1,860,941)	1,750,078
Seattle Department of Human Resources	718,098	(433,941)	284,157
Seattle Department of Transportation	13,220,384	(4,324,385)	8,895,999

Department	AWI Need - Jul 1 to Dec 30, 2024	2024 Healthcare Rate "Holiday"	Appropriation Change
Seattle Fire Department	12,284,363	(6,174,909)	6,109,454
Seattle Information Technology Department	11,808,610	(2,595,304)	9,213,306
Seattle Municipal Court	1,721,416	(826,158)	895,258
Seattle Parks and Recreation	4,395,929	(4,310,207)	85,722
Seattle Police Department	22,305,885	(8,081,441)	14,224,444
Seattle Public Library	3,317,436	(2,566,096)	751,340
Seattle Public Utilities	11,626,475	(5,574,235)	6,052,240
Grand Total	154,450,793	(55,354,631)	99,096,162

Summary of AWI Changes and Healthcare Holiday Changes by Fund

Fund Code	Fund	AWI Need - Jul 1 to Dec 30, 2024	2024 Healthcare Rate "Holiday"	Appropriation Change
00100	General Fund	54,112,135	(24,436,760)	29,675,375
00155	Sweetened Beverage Tax Fund	190,956	(123,126)	67,830
00164	Unrestricted CRS Fund	-	260	260
00190	Office of Labor Standards Fund	233,261	(146,038)	87,223
10200	Park And Recreation Fund	(0)	(742,032)	(742,032)
10398	Move Seattle Levy Fund	99,020	-	99,020
10410	Library Fund	2,368,305	(1,916,067)	452,238
10800	Seattle Streetcar Operations	9,018	-	9,018
11410	Seattle Center Fund	868,835	(328,698)	540,137
11430	Center McCaw Hall Fund	305,187	-	305,187
12010	Municipal Arts Fund	61,205	(43,457)	17,748
12200	Short-Term Rental Tax Fund	31,320	(19,759)	11,561
12300	Election Vouchers Fund	23,220	(14,686)	8,534
12400	Arts and Culture Fund	185,075	(110,926)	74,149
13000	Transportation Fund	11,122,509	(4,324,385)	6,798,124
14500	Payroll Expense Tax	526,522	(189,312)	337,210
14510	Opioid Settlement Proceed Fund	16,222	(15,221)	1,001
16200	Human Services Fund	1,660,020	(839,674)	820,346
16600	Office of Housing Fund	255,173	(167,734)	87,439
17871	Fam. Edu. Pres. Promise Levy	588,025	(351,947)	236,078
18200	2019 Library Levy Fund	949,131	(650,029)	299,102
18500	School Safety Traffic and Pedestrian Improvement Fund	56,418	(14,965)	41,453
19710	Seattle Park District Fund	0	(1,401,279)	(1,401,279)
19900	Transportation Ben. Dist.Fund	99,736	-	99,736
30010	REET I Capital Fund	20,605	(16,794)	3,811
36000	King County Parks Levy Fund	13,522	-	13,522
41000	Light Fund	49,359,040	(7,010,714)	42,348,326
43000	Water Fund	4,670,797	(2,396,921)	2,273,876
44010	Drainage and Wastewater Fund	4,545,976	(2,508,406)	2,037,570
45010	Solid Waste Fund	1,805,267	(668,908)	1,136,359
48100	Construction and Inspections	3,143,324	(1,843,210)	1,300,114
50300	FAS Fund	5,042,255	(2,320,077)	2,722,178
50410	Information Technology Fund	11,759,283	(2,595,304)	9,163,979
61030	Employees' Retirement Fund	290,997	(129,348)	161,649
61060	Police Relief & Pension Fund	38,434	(16,690)	21,744
67600	FileLocal Agency Fund	-	(12,422)	(12,422)
Grand Total		154,450,793	(55,354,631)	99,096,162



Legislation Text

File #: CB 120873, **Version:** 1

CITY OF SEATTLE

ORDINANCE _____

COUNCIL BILL _____

AN ORDINANCE relating to facilities at Seattle Center; adopting the Seattle Center Fee Range Schedule and Terms and Conditions from which the Seattle Center Director is authorized to set fees for use of Seattle Center facilities and property; and superseding previous Seattle Center fee schedules and terms and conditions.

BE IT ORDAINED BY THE CITY OF SEATTLE AS FOLLOWS:

Section 1. Effective January 1, 2025, the Director of the Seattle Center is authorized to charge the fees and enforce the terms substantially in the form set forth in the “Seattle Center Fee Range Schedule and Terms and Conditions,” attached as Attachment A to this ordinance, and all prior Seattle Center fee schedules and terms and conditions are superseded.

Section 2. The provisions of this ordinance and of Attachment A to this ordinance are declared to be separate and severable. The invalidity of any clause, sentence, paragraph, subdivision, section, or portion of this ordinance or Attachment A, or the invalidity of their application to any person or circumstance, does not affect the validity of their remainders or the validity of their application to other persons or circumstances.

Section 3. This ordinance shall take effect as provided by Seattle Municipal Code Sections 1.04.020 and 1.04.070.

Passed by the City Council the _____ day of _____, 2024, and signed by
me in open session in authentication of its passage this _____ day of _____, 2024.

President _____ of the City Council

Approved / returned unsigned / vetoed this _____ day of _____, 2024.

Bruce A. Harrell, Mayor

Filed by me this _____ day of _____, 2024.

Scheereen Dedman, City Clerk

(Seal)

Attachments:

Attachment A - Seattle Center Fee Range Schedule and Terms and Conditions

Seattle Center Fee Range Schedule

Effective January 1, 2025

Facility	Use Fee Ranges Standard/Government Agency Events		Use Fee Ranges Spectator Events ⁴			
	EVENT DAY FEE ^{1 & 2}		Higher of: EVENT DAY FEE PERCENTAGE OF NET GROSS SALES ³			
	MINIMUM	MAXIMUM	MINIMUM	MAXIMUM	MINIMUM	MAXIMUM
Armory Loft	\$600	\$5,000	NA	NA	NA	NA
Rooms 2 & 3 & 4	\$300	\$2,500	NA	NA	NA	NA
Rooms 1A & 1B	\$200	\$1,000	NA	NA	NA	NA
Exhibition Hall	\$2,500	\$10,000	\$1,000	\$10,000	5%	15%
Fisher Pavilion	\$2,500	\$10,000	\$2,500	\$10,000	5%	20%
Armory Atrium	\$1,000	\$12,000	\$1,000	\$15,000	5%	15%
Marion Oliver McCaw Hall	\$4,000	\$10,000	\$4,000	\$15,000	5.5%	15%
Facility Surcharge						
McCaw Hall			Up to \$10 per ticket or per paid admission for all promoters			
Other Facilities			Up to \$6 per ticket or per paid admission for all promoters			

NOTES:

- Full Day Move-In/Out:** The Director may reduce the use fee for move-in and/or move-out on the days preceding and following an Event to as low as half the price of an Event day.
- Partial day Move-In/Out:** The Director may reduce the use fee to as low as one quarter of the use fee for an Event day for move-in and move-out when only a small portion of the day is used.
- Net Gross Sales:** Net Gross Sales means the total amount of money received or receivable from the sale of admission tickets to a Spectator Event, less any applicable City Admission Tax, City B & O Tax, State Revenue Tax and Washington State Athletic Commission Tax due in connection with such Event, as substantiated by a certified box office statement.
- Use Fee Ranges for Spectator Events:** Licensee must pay the higher of the Event day fee or the percentage of Net Gross Sales. The Event day fee and the percentage of Net Gross Sales shall be set within the ranges established by the minimums and maximums set forth above in accordance with the Terms and Conditions for Events at Seattle Center. For example, a rental of the McCaw Hall Auditorium may be set within these ranges to be the higher of an Event day fee set at \$4,700 versus 9% of Net Gross Sales for the event.
- For 2nd day and succeeding days of events:** The Director may negotiate and reduce the use fee for the second and succeeding days of multi-day uses.
- High Value Dates:** The Director may charge premium rates of up to 50% more than the maximum Event day fee listed above for Events in any Facility on dates the Director designates as High Value Dates. A “High Value Date” means a holiday or a date on which Seattle Center is already hosting a major campus-wide event. Examples of High Value Dates include but are not limited to New Year’s Eve, the date of the Pride Festival, the date of the Seafair Torchlight Parade, or the date of the St. Patrick’s Day Dash.
- Definitions.** Any capitalized word or phrase that is not defined in this Attachment shall have the meaning given in S.M.C 17.16.005 or in the Terms and Conditions for Events at Seattle Center.

Terms and Conditions

1. DIRECTOR’S AUTHORITY

The Director of the Seattle Center Department (“Director”) shall prepare facility use agreements for Events and Event-related services at the Seattle Center for overall terms of not more than five years, with the approval of the City Attorney and the guidance of the Risk Manager and the City Budget Director, and in accordance with all applicable City of Seattle ordinances and policies. Facility use agreements with terms in excess of three years shall be subject to review by the City Budget Director.

The Director shall promulgate rules and guidelines containing regulations and standards for the application of fees, charges, and terms and conditions of use for Seattle Center facilities that are consistent with the policies expressed herein.

2. DEFINITIONS

- a. “Concession Fee” means a fee charged either as a percentage of sales or at a flat rate for the right to sell merchandise and/or food and beverages at an Event.
- b. “Consumer Show” means an Event open to the public in which businesses sell or sample their products to consumers, and for which a ticket or entrance fee is required.
- c. “Exhibit Show” means a ticketed or non-ticketed Event in which audiences view a static display of things, articles, or images. An Exhibit Show may include elements in which seated audiences view a demonstration or performance related to the static display.
- d. “Event” has the meaning set forth in SMC 17.16.005.
- e. “Facility” means a room, building, or outdoor space at Seattle Center that can be rented by the public.
- f. “Facility Surcharge” is defined in Section 3.b.
- g. “Government Agency Event” means an Event of any agency of the federal government, any department of the State of Washington, any municipal corporation or corporation chartered by a municipality, or any other special or general purpose unit of local government in the State of Washington.
- h. “Origination Fees” is defined in Section 3.g.
- i. “Rate Card” is defined in Section 3.a.
- j. “Seattle Center Public Programming Event” means an Event for which Seattle Center is the sole or partial financial sponsor and controls some aspect of the production.

- k. "Spectator Event" means any Event open to the public and held in the Exhibition Hall, Fisher Pavilion, Armory, Marion Oliver McCaw Hall, or on the Seattle Center grounds, where admission to the Event's principal activity is ticketed or an admission fee is required, except for trade or Consumer Shows, private meetings, conventions, or Exhibit Shows.
- l. "Standard Event" means any Event that is not a Spectator Event or Government Agency Event, including but not limited to Consumer Shows, private meetings, conventions, Exhibit Shows and non-ticketed Events.
- m. "Use Period" means the time specified in the agreement as the inclusive times for user's use of a specified Facility on a specified day, including any portion of the immediately following day into which the inclusive time extends as established in the use agreement.

3. CLIENT USE OF FACILITIES

- a. **USE FEES:** The Director is authorized to establish from time to time a schedule of facility use fees (the "Rate Card") for applicable Seattle Center facilities, consistent with Attachment A, "the Seattle Center Fee Range Schedule," and taking into account the following City policies: (i) that the Rate Card shall be administered in the same manner to any entity that qualifies to use a Seattle Center facility; and (ii) that fees be competitive in the marketplace and be anticipated to return reasonable revenue to Seattle Center relative to operational costs. The Rate Card may set fees according to event type, size of venue, or on any other basis consistent with the Seattle Center Fee Range Schedule and with the above policy.

The Director may negotiate fees for intermittent use of miscellaneous facilities and portions of facilities that are not identified in Attachment A: Seattle Center Fee Range Schedule, based on the policies described above, and taking into consideration market conditions and other legitimate business concerns.

A separate use fee will be charged for each Use Period. Use fees shown on a Rate Card are minimum use fees. Where percentages of net gross sales apply in excess of a minimum use fee, the Director may negotiate a maximum use fee. In-kind consideration such as complimentary tickets, or services such as guest appearances, may be negotiated as part of the overall consideration for use of a Facility. The Director shall promulgate a Complimentary Ticket Use Policy governing the use of complimentary tickets which shall be consistent with the City of Seattle Ethics Code.

- b. **FACILITY SURCHARGES:** The Director is authorized to collect an additional use fee to be known as a Facility Surcharge on all Spectator Events and Consumer Shows based on the number of tickets sold (or on the number of paid admissions, if tickets are not used), and to establish a schedule of per-ticket or per-paid-admission rates consistent with Attachment A: Seattle Center Fee Range Schedule. The basis for computing the Facility Surcharge may include complimentary tickets or admissions if such complimentary tickets or admissions exceed 10% of sellable capacity for the Event, in which case the Facility Surcharge shall be payable for those complimentary tickets or admissions that exceed 10% of sellable

capacity. The Director shall promulgate guidelines governing the application of the Facility Surcharge, which shall be based on costs incurred or service provided by the City.

- c. **USE FEE PAYMENTS:** The full amount of the use fee is due prior to the Event for Standard Events; an executed purchase order is required prior to the Event for Government Agency Events. For Spectator Events, a deposit of a portion of the use fee is due prior to the Event with the remainder due at settlement for the Event. Money paid to the City shall be in the form of legal tender of the United States of America. Goods and services with a wholesale value that is equal to or greater than the use fee may be accepted in partial or full payment, subject to City of Seattle purchasing rules.

The Director is authorized to determine due dates for the return of signed use agreements and for payments, including installment payments, that take into consideration the fiscal responsibility of Seattle Center and sound business practices including the reasonable amount of time that is needed to re-let a space if a deadline is not met; the financial history of repeat clients; the time needed to set up the space without incurring additional labor costs and the time needed for the user to return the use agreement with the initial payment.

- d. **CONTINGENCY DEPOSIT:** In addition to the use fee, the Director may require a contingency deposit(s) to be paid prior to an Event to cover some portion of the estimated labor, parking fees, equipment charges, services, damage or other incidental charges anticipated to be incurred during the Event, or as partial security for payment-in-full of all Event-related expenses. Any portion of the contingency deposit remaining after deductions are made to pay a user's Event expenses shall be refunded to the user. The Director may waive this contingency deposit(s) based on a history of reliable payment by a user or lack of charges incurred during past Events of that user.
- e. **CANCELLATION FEES:** The Director may assess reasonable cancellation fees for Events or portions of Events that are cancelled within a certain time period prior to the Event as specified in the use agreement. In determining whether to assess a cancellation fee, the Director shall employ sound business practices including the time characteristically needed to book a new Event in the same type of space; the user's past Event history; and the financial consequences to Seattle Center if the Event is cancelled.
- f. **TRANSFER FEES:** To accommodate users' needs and maintain good business relationships, and subject to availability, Seattle Center may permit users to change contracted Event dates and/or spaces when doing so does not have a negative financial impact on Seattle Center. A transfer fee may be charged if the request is made close to the time of the Event.
- g. **ORIGINATION FEES:** The Director may assess Origination Fees, which are defined as fees based on industry standards for the right to take photographs, broadcast a performance live, or make a video and/or audio recording at an Event at Seattle Center. The Director may accept the user's promotion of Seattle Center in partial or full payment of the Origination Fee provided that the value of the promotion is equal to or exceeds the value of the Origination Fee.

- h. **CATERING:** The Director may collect fees for catering services provided to guests at Events in facilities at Seattle Center. For Seattle Center Public Programming Events, the Director may include this fee as part of Seattle Center’s Event sponsorship.

The Director may enter into catering agreements with terms of up to ten years, giving one or more caterers the right to provide catering services to Seattle Center clients in conjunction with such clients’ events in Seattle Center Facilities, in accordance with Seattle Municipal Code (SMC) 17.16.020. These catering rights may or may not be exclusive depending on the specific Facility.

- i. **FOOD AND BEVERAGE CONCESSIONS:** The Director may collect Concession Fees for sales of food and beverages by users of spaces not subject to an exclusive food and beverage concession agreement, unless the Event is a food fair. The Director shall establish guidelines with a table of charges based on the number of concession stands, the expected attendance and an estimated per capita expenditure by guests at the Event, as well as based on market competitiveness. The Director may combine this charge with other charges and fees.

The Director may enter into concession agreements with terms of up to ten years, giving the concessionaire the exclusive right to sell such food and beverages at Events in specific facilities, and/or to the public at specified locations on the Seattle Center grounds, in accordance with SMC 17.16.020.

- j. **PROGRAM AND NOVELTY CONCESSIONS:** The Director may collect Concession Fees at any Event at which users or their agents sell programs and novelty items. The fee shall not apply to exhibitors at an exhibit show who have contracted for booth space from the user. The Director may combine this charge with other charges and fees.

The Director may enter into concession agreements with terms of up to ten years, giving concessionaires the exclusive right to sell program and novelty items at Spectator Events in specific facilities, and/or to the public at specified locations on the Seattle Center grounds, in accordance with SMC 17.16.020.

- k. **REFUNDS:** The Director may refund fees to make amends to dissatisfied users for failures in service by Seattle Center or Event vendors or for such other reasons as the Director may determine are fair and reasonable.

- l. **OPERATIONAL TERMS:**

- 1) **Services and Equipment:** Certain services and equipment will be provided by Seattle Center on the day(s) of an Event in consideration of use fees paid. These services shall be specified in the use agreement or listed in the applicable facility addenda that shall be attached to the use agreement.

Certain other services and equipment may be required or made available for an additional charge, which shall be described in addenda to the use agreement. The charges in these addenda shall be based on the Director's assessment of competitive fees in the marketplace and anticipated revenue generation for Seattle Center relative to the

operational costs of buying, maintaining and replacing equipment and of supplying services.

The Director may enter into service provider agreements with terms of not more than ten years in accordance with SMC 17.16.020, securing event-related services at rates favorable to the City and under provisions requiring the services to be performed in a professional manner that accommodates the needs of both the Seattle Center and any user who uses these services.

- 2) **Cleaning Between Performances:** For the safety of attendees to an Event, and to maintain Seattle Center's standards of appearance for the Facility, the Director may require users to pay for cleaning between multiple performances on the same day.
 - 3) **Hours of Use:** The Director may determine the hours of the day that an Event may be open at Seattle Center.
- m. **SPECIAL CONDITIONS:** The Director is authorized to vary from the established Rate Card only for sound business purposes and only if such variance is available to any user. The reasons for such variance shall be contained in Seattle Center rules and guidelines, be in the City's best interest, and be related to the stated goals for Seattle Center, including generating revenue. The Director may negotiate terms and conditions for use that combine use fees with other charges and sources of revenue related to an Event; may waive fees or portions of fees; and negotiate terms that create benefits for Seattle Center in addition to use fees.

4. SEATTLE CENTER PUBLIC PROGRAMMING EVENTS

The Director is authorized to negotiate and enter into agreements to sponsor Events at Seattle Center. These Events shall comply with the Department's public programming guidelines. The City's financial support for the Event shall be based on the relevancy of the Event to the goals contained in the Seattle Center Vision Statement and Public Programming Strategic Plan, and on availability of appropriate resources. Approval by the City Budget Director is required for agreements where the City's financial support exceeds \$75,000. Application for status as a Seattle Center Public Programming Event is open to everyone. Seattle Center shall determine whether to sponsor the Event as a Seattle Center Public Programming Event and the terms and conditions of such sponsorship.

5. EVENTS CO-PROMOTED BY SEATTLE CENTER

The Director is authorized to negotiate and enter into agreements as a co-promotion partner for Events in any Facility. For these Events, all sources of Event revenue and Event-related expenses may be shared with the co-promoter. Co-promotion decisions shall be made judiciously for sound business reasons with the intent of achieving Seattle Center goals, increasing use of the facilities and maximizing revenue for the City. Approval by the City Budget Director is required for agreements where the City's risk for potential loss, excluding the cost of facility rental, exceeds \$100,000.

6. EVENTS PROMOTED BY SEATTLE CENTER

The Director is authorized to enter into agreements as a promoter of Events in any Facility. For these Events, City shall retain all sources of Event revenue and shall be responsible for all Event-related expenses. Decisions to self-promote Events shall be made judiciously for sound business reasons with the intent of achieving Seattle Center goals, increasing use of the facilities and maximizing revenue for the City. Approval by the City Budget Director is required for agreements where the City's risk for potential loss exceeds \$100,000.

SUMMARY and FISCAL NOTE

Department:	Dept. Contact:	CBO Contact:
Seattle Center	Barb DeGroot / Gretchen Lenihan	Alan Lee

1. BILL SUMMARY

Legislation Title: AN ORDINANCE relating to facilities at Seattle Center; adopting the Seattle Center Fee Range Schedule and Terms and Conditions from which the Seattle Center Director is authorized to set fees for use of Seattle Center facilities and property; and superseding previous Seattle Center fee schedules and terms and conditions.

Summary and Background of the Legislation: Seattle Center regularly adjusts various facility fees and facility charges for its commercial event facilities. The fees for events are structured within ranges, identified in the Seattle Center Fee Range Schedule. Additional factors in Seattle Center's current operating environment include:

- In the last two years, the Puget Sound region has seen several new or re-purposed outdoor concert and event sites open within easy distance of Seattle, with capacities that meet and sometimes exceed the capacity of Seattle Center's typical outdoor venues and create significant competition for Seattle Center's regular large event clients.
- It is anticipated that construction of the new Memorial Stadium will begin during the 2025-26 biennium and is expected to impact most major event activity on the campus throughout the process.
- Programmatically, Seattle Center continues to prioritize events that support the Downtown Activation Plan and generate steady business for Seattle Center's most critical revenue generators (parking and Armory). In the 2025-26 biennium, Seattle Center anticipates additional layers of opportunity and complexity to impact local event producers with Citywide preparation for hosting a part of the FIFA World Cup in 2026. These needs will have to be balanced with the realities of resource availability.

Seattle Center is a hub of community and commercial event activity, and as such has an important role to play in creating clear communication, steadiness and predictability for event producers in our community. The desired changes outlined in this legislation are intended to provide Seattle Center with some of the tools required in the next biennium to remain a competitive and attractive event facility in the face of our current and near-future operating environment.

Facility Fee Update

This legislation updates the facility use fees for event facilities. The existing event fee ranges provide the Director with discretion to raise or lower fees if the current event market supports the change. When the Director becomes aware of market factors that will allow facility rental rates to be raised and still be competitive, a new rate schedule may be published. Alternatively, if economic conditions change for the worse, or if research indicates that a target client group is not

being attracted, the Director may revise the rate schedule to lower fees within the adopted ranges to attract and retain business. The proposed fee changes are an increase in the Maximum and certain Minimum fees for use of certain Seattle Center Campus Facilities and for Marion Oliver McCaw Hall, and an option for the Exhibition Hall and Fisher Pavilion to have use fee ranges for spectator events that include a percentage of net gross sales in lieu of an event day fee.

Terms and Conditions for Events Update

In the last two years, and as planned for coming years, Seattle Center has worked with a strategy of building up certain multi-day and temporary long-term commercial event partnerships in order to help anchor seasonal programming and support regular event traffic, beyond the large community festivals produced and co-produced by Seattle Center.

- The one proposed change for Section 1 of this attachment is to allow the Director authority to approve event contracts with terms up to three years instead of two without CBO review. This allows Seattle Center to secure and stabilize agreements with event clients who may be impacted by World Cup or construction activities, ensuring a certain baseline of event activity for 2027.
- Two proposed changes to Section 4 of this attachment:
 - Update the name of Seattle Center’s public programming unit from “Seattle Center Productions” to “Seattle Center Public Programs” in response to the reorganization of 2020, which brought the Seattle Center Productions and Campus Sales & Service teams into a single Seattle Center Programs & Events division. The new language better describes the specific work units and programs involved in this section.
 - Update the threshold of financial support requiring the City Budget Director’s approval from \$25,000 to \$75,000. This threshold has remained stagnant in the Terms and Conditions for over 20 years, and given inflation and market forces, is well overdue for adjustment.

2. CAPITAL IMPROVEMENT PROGRAM

Does this legislation create, fund, or amend a CIP Project? ☐ Yes ☒ No

3. SUMMARY OF FINANCIAL IMPLICATIONS

Does this legislation have financial impacts to the City? ☐ Yes ☒ No

3.b. Revenues/Reimbursements

☒ This legislation adds, changes, or deletes revenues or reimbursements.

Anticipated Revenue/Reimbursement Resulting from This Legislation:

Fund Name and Number	Dept	Revenue Source	2024 Revenue	2025 Estimated Revenue
Seattle Center McCaw Hall Fund 11430	Seattle Center	Facility Fees	See note	See note
Seattle Center Campus Fund 11410	Seattle Center	Facility Fees	See note	See note
TOTAL				

Revenue/Reimbursement Notes:

This legislation increases certain minimum and maximum facility fees that can be charged clients for use of Campus facilities or McCaw Hall. Previous legislation established the authorized range of fees charged in facilities at Seattle Center. Annual revenue estimates are based on the estimated number of events held in facilities, ticket prices for events for which the facility fee is the greater of a percentage of sales or the minimum use fee, and the event ticket prices. The annual impact of just the minimum/maximum fee increases is not isolated in the revenue estimates.

3.d. Other Impacts

Does the legislation have other financial impacts to The City of Seattle, including direct or indirect, one-time or ongoing costs, that are not included in Sections 3.a through 3.c? If so, please describe these financial impacts.

This legislation does not have cost implications for the City. The requested changes allow Seattle Center to adequately adjust facility use fees to cover direct costs associated with events.

If the legislation has costs, but they can be absorbed within existing operations, please describe how those costs can be absorbed. The description should clearly describe if the absorbed costs are achievable because the department had excess resources within their existing budget or if by absorbing these costs the department is deprioritizing other work that would have used these resources.

N/A

Please describe any financial costs or other impacts of *not* implementing the legislation.

Not implementing the legislation would restrict Seattle Center's ability to efficiently cover direct costs associated with events via facility use fees – and would restrict Seattle Center's opportunity to reasonably maximize its revenue from commercial event activity. Not implementing this legislation also reduces Seattle Center's ability proactively to stabilize event activity in 2027 ahead of anticipated disruptions in 2025-2026 caused by World Cup and construction activities.

4. OTHER IMPLICATIONS

- a. **Please describe how this legislation may affect any departments besides the originating department.**

No other departments are affected.

- b. **Does this legislation affect a piece of property? If yes, please attach a map and explain any impacts on the property. Please attach any Environmental Impact Statements, Determinations of Non-Significance, or other reports generated for this property.**

No.

- c. **Please describe any perceived implication for the principles of the Race and Social Justice Initiative.**

Fee adjustments may have an impact on affordability, access, and diversity in terms of attendance at commercial (ticketed) and third-party events/rentals. Public programming (free and non-ticketed) events are not impacted.

- i. **How does this legislation impact vulnerable or historically disadvantaged communities? How did you arrive at this conclusion? In your response please consider impacts within City government (employees, internal programs) as well as in the broader community.**

- ii. **Please attach any Racial Equity Toolkits or other racial equity analyses in the development and/or assessment of the legislation.**

N/A

- iii. **What is the Language Access Plan for any communications to the public?**

Communications with Seattle Center event clients are modified as necessary to ensure accessibility by clients.

- d. **Climate Change Implications**

- i. **Emissions: How is this legislation likely to increase or decrease carbon emissions in a material way? Please attach any studies or other materials that were used to inform this response.**

N/A

- ii. **Resiliency: Will the action(s) proposed by this legislation increase or decrease Seattle's resiliency (or ability to adapt) to climate change in a material way? If so, explain. If it is likely to decrease resiliency in a material way, describe what will or could be done to mitigate the effects.**

No

- e. **If this legislation includes a new initiative or a major programmatic expansion: What are the specific long-term and measurable goal(s) of the program? How will this legislation help achieve the program's desired goal(s)? What mechanisms will be used to measure progress towards meeting those goals?**

This legislation does not include a new initiative or major programmatic expansion.

5. CHECKLIST

- ☐ **Is a public hearing required?**
- ☐ **Is publication of notice with *The Daily Journal of Commerce* and/or *The Seattle Times* required?**
- ☐ **If this legislation changes spending and/or revenues for a fund, have you reviewed the relevant fund policies and determined that this legislation complies?**
- ☐ **Does this legislation create a non-utility CIP project that involves a shared financial commitment with a non-City partner agency or organization?**

6. ATTACHMENTS

Summary Attachments: None.



Legislation Text

File #: CB 120874, **Version:** 1

CITY OF SEATTLE

ORDINANCE _____

COUNCIL BILL _____

AN ORDINANCE relating to the financing of the Memorial Stadium redevelopment project; creating the 2026 Multipurpose LTGO Bond Fund B; authorizing the loan of funds in the amount of \$9,300,000 from the REET I Capital Projects Fund to the 2026 Multipurpose LTGO Bond Fund B for the Memorial Stadium redevelopment project.

WHEREAS, Memorial Stadium is a 77-year-old student-centered facility owned by Seattle Public Schools

(SPS), built on land deeded to SPS by The City of Seattle (City) in 1946 with the stipulation that SPS

would build, operate and maintain an athletic facility, and now is in need of replacement; and

WHEREAS, on November 22, 2022, the SPS Superintendent and the Mayor entered a Memorandum of

Agreement outlining their intention to jointly issue a request for proposals (RFP) seeking proposals

from qualified parties to invest in and lead redeveloping, operating, and maintaining a new financially

sustainable Memorial Stadium as a state-of-the art multi-purpose sports, educational, and entertainment

stadium; and

WHEREAS, on March 20, 2023, SPS and the City jointly issued the RFP. The One Roof Stadium Partnership

(ORSP) was one of two RFP respondents and a panel of subject matter experts and community

representatives unanimously concluded the ORSP proposal best met the shared SPS and City goals and

evaluation criteria as established by the RFP; and

WHEREAS, on June 15, 2023 the Mayor and Superintendent concurred with the Panel's findings and issued

the decision to select One Roof for further negotiation; and

WHEREAS, SPS, the City, and ORSP are collaborating on plans and negotiating agreements for the Memorial

Stadium Redevelopment project; and

WHEREAS, the new stadium will serve as SPS's premier venue for interscholastic sports events, and will be truly integrated into the heart of Seattle Center with new public open space, and campus connections, be welcoming to all, and offer unparalleled athletic, educational, cultural, entertainment, and community opportunities for generations to come; and

WHEREAS, the new facility will enhance Seattle Center operations with new service shops that will replace offsite leased facilities and a new warehouse; and

WHEREAS, in 2022, Seattle School District voters approved \$66.5 million in the Buildings, Technology, and Academics/Athletics Capital Levy V (BTA V) levy for a basic student athletic facility to replace Memorial Stadium, the Seattle City Council allocated \$21 million of City funding for an enhanced Memorial Stadium project in the City's Capital Improvement Plan and committed to seeking an additional \$19 million in funding no later than 2026, as part of the City's 2023-24 biennial budget; and

WHEREAS, SPS and City funds are capped at these amounts and ORSP has committed to raising private funds for the balance of the project budget; and

WHEREAS, the City Council adopted Resolution 32092 on May 16, 2023, establishing the City's support for a new Memorial Stadium at Seattle Center to be developed through a partnership between The City of Seattle, Seattle Public Schools, and a private partner; and

WHEREAS, the City Council adopted Resolution 32110 on September 26, 2023, establishing the City's support to advance a public-private partnership through future agreements between The City of Seattle, Seattle Public Schools, and the One Roof Stadium Partnership, and addressing funding needs for the project; and

WHEREAS, Seattle Municipal Code subsection 5.06.030.C requires City Council approval by ordinance of any interfund loan for a duration of 90 days or more; and

WHEREAS, in the normal course of business the City may temporarily lend cash between funds to maintain required balances; and

WHEREAS, the Director of Finance and the City Budget Director have determined that this interfund loan request is consistent with the Debt Management Policies adopted by Resolution 31553; and

WHEREAS, there is sufficient cash in the 30010 REET I Capital Projects Fund to support an interfund loan of up to \$9.3 million through December 31, 2026 and still meet regular budgeted operating needs; and

WHEREAS, funds loaned by the 30010 REET I Capital Projects Fund to the 2026 Multipurpose LTGO Bond Fund B for the Memorial Stadium Redevelopment Project are anticipated to be repaid from the 2026LTGO bonds; NOW, THEREFORE,

BE IT ORDAINED BY THE CITY OF SEATTLE AS FOLLOWS:

Section 1. A new 2026 Multipurpose LTGO Bond Fund B is created in the City Treasury, into which the principal proceeds and any premium received from the sale and delivery of limited tax general obligation (LTGO) bonds in 2026 shall be deposited for the purpose of paying all or part of the costs of various elements of the City's capital improvement program and other City purposes approved by ordinance. The Fund shall receive earnings on its positive balances and pay interest on its negative balances. The Director of Finance is authorized to create other Accounts or Subaccounts as may be needed.

Section 2. The Director of Finance is authorized to make a non-revolving loan of up to \$9.3 million principal and interest outstanding from the REET I Capital Projects Fund to the 2026 Multipurpose LTGO Bond Fund B, created by Section 1 of this ordinance, to provide bridge financing for expenditures related to the Memorial Stadium Redevelopment project ("Project") (MC-SC-S9505) intended to be financed by authorized LTGO bond proceeds. The loan is to be repaid no later than December 31, 2026, with interest on the loan at the rate of return of the City's Consolidated Cash Pool. The entire principal and interest amount of the loan drawn is intended to be repaid with proceeds from the future sale of LTGO bonds issued in 2026.

Section 3. This ordinance shall take effect as provided by Seattle Municipal Code Sections 1.04.020 and

1.04.070.

Passed by the City Council the _____ day of _____, 2024, and signed by
me in open session in authentication of its passage this _____ day of _____, 2024.

President _____ of the City Council

Approved / returned unsigned / vetoed this _____ day of _____, 2024.

Bruce A. Harrell, Mayor

Filed by me this _____ day of _____, 2024.

Scheereen Dedman, City Clerk

(Seal)

SUMMARY and FISCAL NOTE

Department:	Dept. Contact:	CBO Contact:
Seattle Center	Jackie Kirn	Alan Lee

1. BILL SUMMARY

Legislation Title: AN ORDINANCE relating to the financing of the Memorial Stadium redevelopment project; creating the 2026 Multipurpose LTGO Bond Fund B; authorizing the loan of funds in the amount of \$9,300,000 from the REET I Capital Projects Fund to the 2026 Multipurpose LTGO Bond Fund B for the Memorial Stadium redevelopment project.

Summary and Background of the Legislation: This ordinance creates a new 2026 Multipurpose LTGO Bond Fund B in the City Treasury, into which the principal proceeds and any premium received from the sale and delivery of limited tax general obligation (LTGO) bonds in 2026 relating to the Memorial Stadium project shall be deposited for the purpose of paying all or part of the costs of various elements of the City's capital improvement program and other City purposes approved by ordinance. A determination has not been made at the time of this ordinance to the tax nature of the bonds; the determination as to whether to issue taxable or tax-exempt bonds will be made close to the time of the issuance of the bonds in 2026 based on information available at that time. The City has used the nomenclature of a B bond fund to indicate a taxable bond fund in certain instances, however in this case no determination as to the tax nature of the bonds has been made.

This ordinance authorizes the Director of Finance to make a non-revolving loan of up to \$9.3 million in principal and interest outstanding from the REET I Capital Projects Fund to the 2026 LTGO Bond Fund. It is anticipated the City will be contractually obligated to provide funding for this project beginning in early 2025 which will be made available via the loan versus through a mid-2025 bond sale which would not be timely.

Project design and permitting are in process. The 2025-2026 spending projection will be revised as the project scope is refined.

2. CAPITAL IMPROVEMENT PROGRAM

Does this legislation create, fund, or amend a CIP Project?

☒ Yes ☐ No

Project Name:	Master Project I.D.:	Project Location:	Start Date:	End Date:	Total Project Cost Through 2029:
Memorial Stadium Redevelopment	MC-SC-S9505	Memorial Stadium			\$40,000,000

3. SUMMARY OF FINANCIAL IMPLICATIONS

Does this legislation have financial impacts to the City?

☐ Yes ☒ No

3.d. Other Impacts

Does the legislation have other financial impacts to The City of Seattle, including direct or indirect, one-time or ongoing costs, that are not included in Sections 3.a through 3.c? If so, please describe these financial impacts.

City funds will be necessary for this project beginning in early 2025 that will be made available through this loan versus through a mid-2025 bond sale per the adopted 2024 CIP. This approach will also save the City interest expense from the bond market.

If the legislation has costs, but they can be absorbed within existing operations, please describe how those costs can be absorbed. The description should clearly describe if the absorbed costs are achievable because the department had excess resources within their existing budget or if by absorbing these costs the department is deprioritizing other work that would have used these resources.

N/A

Please describe any financial costs or other impacts of *not* implementing the legislation.

If this legislation is not implemented, funds would not be available when necessary, beginning in early 2025.

4. OTHER IMPLICATIONS

a. Please describe how this legislation may affect any departments besides the originating department.

N/A

b. Does this legislation affect a piece of property? If yes, please attach a map and explain any impacts on the property. Please attach any Environmental Impact Statements, Determinations of Non-Significance, or other reports generated for this property.

Yes, the loan is needed to fund future improvements to Memorial Stadium, located on Seattle Public Schools property adjacent to the Seattle Center campus.

c. Please describe any perceived implication for the principles of the Race and Social Justice Initiative.

i. How does this legislation impact vulnerable or historically disadvantaged communities? How did you arrive at this conclusion? In your response please consider impacts within City government (employees, internal programs) as well as in the broader community.

N/A

- ii. **Please attach any Racial Equity Toolkits or other racial equity analyses in the development and/or assessment of the legislation.**

N/A

- iii. **What is the Language Access Plan for any communications to the public?**

N/A

d. Climate Change Implications

- i. **Emissions: How is this legislation likely to increase or decrease carbon emissions in a material way? Please attach any studies or other materials that were used to inform this response.**

N/A

- ii. **Resiliency: Will the action(s) proposed by this legislation increase or decrease Seattle's resiliency (or ability to adapt) to climate change in a material way? If so, explain. If it is likely to decrease resiliency in a material way, describe what will or could be done to mitigate the effects.**

N/A

- e. **If this legislation includes a new initiative or a major programmatic expansion: What are the specific long-term and measurable goal(s) of the program? How will this legislation help achieve the program's desired goal(s)? What mechanisms will be used to measure progress towards meeting those goals?**

N/A

5. CHECKLIST

- ☒ **Is a public hearing required?**
- ☐ **Is publication of notice with *The Daily Journal of Commerce* and/or *The Seattle Times* required?**
- ☐ **If this legislation changes spending and/or revenues for a fund, have you reviewed the relevant fund policies and determined that this legislation complies?**
- ☒ **Does this legislation create a non-utility CIP project that involves a shared financial commitment with a non-City partner agency or organization?**

6. ATTACHMENTS

Summary Attachments:

Summary Attachment A – Vicinity Map



Seattle Center Campus Map

* When you park at these Garages, your fees support Seattle Center free programs and campus grounds.

Last Revised: 01/13/2023



Legislation Text

File #: CB 120875, **Version:** 1

CITY OF SEATTLE

ORDINANCE _____

COUNCIL BILL _____

AN ORDINANCE relating to Seattle Center parking charges; amending Section 17.19.010 of the Seattle Municipal Code.

BE IT ORDAINED BY THE CITY OF SEATTLE AS FOLLOWS:

Section 1. Section 17.19.010 of the Seattle Municipal Code, last amended by Ordinance 126229, is amended as follows:

17.19.010 Seattle Center parking charges

* * *

B. Regular charges. ~~((The regular))~~ Seattle Center regular parking ~~((("Regular Parking")))~~ charges shall be composed of two types of charges: ~~((daily))~~ transient charges and ~~((monthly))~~ contract charges. Regular ~~((Parking))~~ parking charges shall apply to all vehicles (including vehicles displaying disabled permits and electric vehicles) unless the vehicle qualifies for a ~~((Special Parking))~~ special parking charge pursuant to this Section 17.19.010 or rules adopted under this Section 17.19.010. The ~~((Regular Parking))~~ regular parking charge shall be prorated commensurate with the size and number of parking space(s) required by vehicles, such as motorcycles, mopeds, buses, and other over- or undersized vehicles.

1. ~~((Daily))~~ Transient parking. ~~((Daily))~~ Transient charges shall be determined by the Director with consideration for demand and shall not be less than \$1 for the first hour of parking nor greater than ~~(((\$45))~~ \$75 for any 12-hour period.

2. Designated-hours ~~((monthly))~~ contract parking. ~~((Monthly))~~ Contract parking charges shall be

not less than \$85 nor greater than ~~(((\$250))~~ \$275 for ~~((a-monthly))~~ contract parking ~~((permit, valid))~~ on a space-available basis for designated hours. The ~~((monthly))~~ contract parking charge may be prorated, once per customer, when ~~((a-monthly))~~ contract parking ~~((permit))~~ is purchased for only a portion of a month, and when the subsequent month is also purchased with the same transaction, in accordance with rules adopted under this Section 17.19.010.

C. Special ~~((Parking))~~ parking charges. At the discretion of the Seattle Center Director or the Director's designee, ~~((special))~~ Seattle Center special parking ~~((("Special Parking")))~~ charges may be established as follows:

1. ~~((Monthly))~~ Contract parking discounts. For the simultaneous purchase, not for resale at a profit, of ten or more ~~((monthly))~~ contract parking ~~((permits))~~ access cards for a given month, a discounted charge equal to not less than 60 percent of the ~~((monthly))~~ contract parking charge.

~~((2. Parking scrip. For the purchase of a parking scrip, not for resale at a profit, a discounted charge equal to not less than 60 percent of the Regular Parking charge therefor.))~~

~~3. Premium))~~ 2. Reserved parking program. For the privilege of participating in the Seattle Center ~~((Facility premium))~~ garage reserved parking program (under which a non-designated parking space in such garage is reserved for the participant), a charge of not more than \$100 for the period of time coinciding with the event.

~~((4.))~~ 3. In excess of 12 hours. For parking in excess of 12 hours, up to a total of 24 hours, a fee equal to each 12-hour applicable event or non-event parking charge for the designated location.

~~((5.))~~ 4. Parking ~~((coupons))~~ validation program. For the privilege of having the Seattle Center Department honor parking ~~((coupons))~~ validations, a charge per event as follows: If the Seattle Center Department incurs any costs for the production of the parking ~~((coupons))~~ validations or any incremental staffing costs due to their use, then the greater of the ~~((Regular Parking))~~ regular parking charges that would apply to the parking of all vehicles for which the parking coupons are used plus the incremental staffing costs

and actual production costs incurred by the Seattle Center Department, or a charge of not less than ~~(((\$1))~~ \$5, nor more than ~~(((\$45))~~ \$75 for the period of time coinciding with the event plus a service charge of the greater of \$25 or one percent of each parking order. For purposes of this subsection 17.19.010.C.5, a "parking ~~((coupon))~~ validation" is a ~~((coupon))~~ validation authorized in advance by the Seattle Center Director or the Director's designee, containing at a minimum the limitations, conditions, and instructions specified by the Director or the Director's designee, that is purchased online, through the Seattle Center Transportation Services Office, via a venue lessee as part of an authorized parking program, distributed by a Seattle Center designated representative, received as part of a venue lessee's contract with Seattle Center, or distributed by the sponsor of an event or activity expected to require the use of parking facilities operated by the Seattle Center Department, and that is ~~((surrendered))~~ presented for electronic or visual verification by the driver of a vehicle upon entry to a Seattle Center garage in lieu of payment ~~((at the time of parking there))~~.

~~((6. Short-term premises licensees. For the purchase of a permit issued to short-term premises licensees for use of Seattle Center parking facilities for a specified duration, a charge of not less than \$15 and not more than \$45 for any 12-hour period.))~~

~~((7.))~~ 5. Other parking charges

a. For a new contract parking access card or the replacement of a lost ~~((monthly))~~ contract parking access card, a charge of not less than \$5 and not more than \$15.

b. For a purchase of ~~((monthly))~~ contract parking after the close of the announced monthly parking sales period, a charge of \$15.

c. For the online customer transaction fee, a charge consistent with Section 5.22.020.

d. For a lost parking facility entry ticket, an amount of not more than twice the 12-hour fee in place at time of entry.

e. For exceeding the designated hours limitation for designated-hours monthly parking, a fee ~~((equal to))~~ not exceeding each 12-hour applicable event or non-event parking charge for the designated

location.

* * *

E. When parking charges are due and payable. All parking charges imposed pursuant to this Section 17.19.010 shall be due and payable in advance or as of the commencement of the use of the subject parking area except when (1) a short-term premises licensee has contracted to pay for parking fees as part of ~~((the))~~ a Seattle Center ~~((Licensing Agreement))~~ licensing agreement, (2) a parking ~~((coupon))~~ validation is used, pursuant to subsection 17.19.010.C.5, (3) a client is invoiced for parking charges and pays according to standard Seattle Center invoicing provisions, or (4) automated parking equipment installed in the parking facility prohibits exiting the facility unless proof of payment is provided.

* * *

Section 2. Section 1 of this ordinance shall take effect on January 1, 2025.

Section 3. This ordinance shall take effect as provided by Seattle Municipal Code

Sections 1.04.020 and 1.04.070.

Passed by the City Council the _____ day of _____, 2024, and signed by
me in open session in authentication of its passage this _____ day of _____, 2024.

President _____ of the City Council

Approved / returned unsigned / vetoed this _____ day of _____, 2024.

Bruce A. Harrell, Mayor

Filed by me this _____ day of _____, 2024.

Scheereen Dedman, City Clerk

(Seal)

SUMMARY and FISCAL NOTE

Department:	Dept. Contact:	CBO Contact:
Seattle Center	Barb DeGroot / Richard Pedowitz	Alan Lee

1. BILL SUMMARY

Legislation Title: AN ORDINANCE relating to Seattle Center parking charges; amending Section 17.19.010 of the Seattle Municipal Code.

Summary and Background of the Legislation:

The ordinance proposes several updates to Seattle Center's parking charges by amending Section 17.19.010 of the Seattle Municipal Code. The main changes include:

1. Daily and Monthly Charges: Increasing the range of both daily and monthly parking charges to better align with the current market conditions.
2. Special Parking Charges: Eliminating sections related to Parking Scrip to streamline the special parking charges.

Renaming Programs:

1. Changing the "Premium parking program" to the "Reserved parking program" and replacing all instances of the term "premium" with "reserved."
2. Renaming the "Parking coupons" to the "Parking validation program" and updating all related terminology from "coupon(s)" to "validation(s)."
3. Other charges: Introducing a charge for a new monthly parking access card and modifying terms related to other charges.

These adjustments are part of a broader initiative to phase out obsolete legacy programs and update the fee structure to reflect changes in the parking marketplace. The goal is to enhance parking revenue, which, after taxes, currently accounts for more than 30% of Seattle Center's commercial revenue. This revenue growth, already factored into Seattle Center's 2024 revenue forecast and 2025 and 2026 biennial revenue submittal, is crucial for the financial stability and continued operations of Seattle Center in the upcoming biennium.

2. CAPITAL IMPROVEMENT PROGRAM

Does this legislation create, fund, or amend a CIP Project?

☐ Yes ☒ No

3. SUMMARY OF FINANCIAL IMPLICATIONS

Does this legislation have financial impacts to the City?

☒ Yes ☐ No

Expenditure Change (\$); General Fund	2025	2026 est.	2027 est.	2028 est.	2029 est.
Expenditure Change (\$); Other Funds	2025	2026 est.	2027 est.	2028 est.	2029 est.

Revenue Change (\$); General Fund	2025	2026 est.	2027 est.	2028 est.	2029 est.
Revenue Change (\$); Other Funds	2025	2026 est.	2027 est.	2028 est.	2029 est.
	300,000	500,000			

Number of Positions	2025	2026 est.	2027 est.	2028 est.	2029 est.
Total FTE Change	2025	2026 est.	2027 est.	2028 est.	2029 est.

3.a. Appropriations

☐ This legislation adds, changes, or deletes appropriations.

3.b. Revenues/Reimbursements

☒ This legislation adds, changes, or deletes revenues or reimbursements.

Anticipated Revenue/Reimbursement Resulting from This Legislation:

Fund Name and Number	Dept	Revenue Source	2025 Estimated Revenue	2026 Estimated Revenue
Seattle Center Fund/ 11410	CEN	Parking charges	\$300,000	\$500,000
TOTAL			\$300,000	\$500,000

Revenue/Reimbursement Notes:

3.c. Positions

☐ This legislation adds, changes, or deletes positions.

3.d. Other Impacts

Does the legislation have other financial impacts to The City of Seattle, including direct or indirect, one-time or ongoing costs, that are not included in Sections 3.a through 3.c? If so, please describe these financial impacts.

Not applicable.

If the legislation has costs, but they can be absorbed within existing operations, please describe how those costs can be absorbed. The description should clearly describe if the absorbed costs are achievable because the department had excess resources within their existing budget or if by absorbing these costs the department is deprioritizing other work that would have used these resources.

Not applicable.

Please describe any financial costs or other impacts of *not* implementing the legislation.

4. OTHER IMPLICATIONS

a. Please describe how this legislation may affect any departments besides the originating department.

Not applicable.

b. Does this legislation affect a piece of property? If yes, please attach a map and explain any impacts on the property. Please attach any Environmental Impact Statements, Determinations of Non-Significance, or other reports generated for this property.

Not applicable.

c. Please describe any perceived implication for the principles of the Race and Social Justice Initiative.

i. How does this legislation impact vulnerable or historically disadvantaged communities? How did you arrive at this conclusion? In your response please consider impacts within City government (employees, internal programs) as well as in the broader community.

Increasing parking rates can represent a barrier to Seattle Center parking access – which can impact affordability, access and diversity. Access to public transportation can mitigate this barrier – and the Parking Charges Ordinance allows Seattle Center to offer discounted parking validations and permits for parking without a charge to align with the Seattle Center race and social justice goals.

ii. Please attach any Racial Equity Toolkits or other racial equity analyses in the development and/or assessment of the legislation.

iii. What is the Language Access Plan for any communications to the public?

Communications with Seattle Center event clients are modified as necessary to ensure accessibility by clients.

d. Climate Change Implications

- i. Emissions: How is this legislation likely to increase or decrease carbon emissions in a material way? Please attach any studies or other materials that were used to inform this response.**

Not applicable.

- ii. Resiliency: Will the action(s) proposed by this legislation increase or decrease Seattle's resiliency (or ability to adapt) to climate change in a material way? If so, explain. If it is likely to decrease resiliency in a material way, describe what will or could be done to mitigate the effects.**

Not applicable.

- e. If this legislation includes a new initiative or a major programmatic expansion: What are the specific long-term and measurable goal(s) of the program? How will this legislation help achieve the program's desired goal(s)? What mechanisms will be used to measure progress towards meeting those goals?**

Not applicable.

5. CHECKLIST

- ☐ **Is a public hearing required?**
- ☐ **Is publication of notice with *The Daily Journal of Commerce* and/or *The Seattle Times* required?**
- ☐ **If this legislation changes spending and/or revenues for a fund, have you reviewed the relevant fund policies and determined that this legislation complies?**
- ☐ **Does this legislation create a non-utility CIP project that involves a shared financial commitment with a non-City partner agency or organization?**

6. ATTACHMENTS

Summary Attachments: None.



Legislation Text

File #: CB 120876, **Version:** 1

CITY OF SEATTLE

ORDINANCE _____

COUNCIL BILL _____

AN ORDINANCE relating to the civil service; transferring the function of the Fire and Police Exams Unit from the Seattle Department of Human Resources to the Civil Service Commissions Department; and amending Sections 4.04.030, 4.04.040, 4.08.070, and 4.08.110 of the Seattle Municipal Code.

WHEREAS, since 1896, the Seattle City Charter required a civil service system to ensure that employment is predicated on applicants' qualifications to perform the work and is insulated from political pressures.

The Public Safety Civil Service Commission (PSCSC) has overseen the public safety portion of the system as an independent body for uniformed police officers and fire fighters since 1978 and is currently housed in the Civil Service Commissions Department; and

WHEREAS, the Fire and Police Exams Unit in the Seattle Department of Human Resources (SDHR) develops and administers entry level and promotional exams and compiles hiring eligibility lists for members of the uniformed public safety civil service, under the authority of and overseen by the PSCSC and pursuant to Washington State law, the City Charter, and the Seattle Municipal Code; and

WHEREAS, in 2001, the City Council passed Ordinance 120658, transferring substantive powers, including authority over the Fire and Police Exams Unit and its function from the PSCSC to the Personnel Department, now called SDHR; and

WHEREAS, after passage of Ordinance 120658, the Seattle Police Officers' Guild (SPOG) sued The City of Seattle, alleging that transferring the PSCSC's substantive powers, including authority over the Fire and Police Exams Unit under the direction of the Personnel Director, infringed on the independence of the PSCSC as required under chapter 41.12 of the Revised Code of Washington; and

WHEREAS, in 2004 in *Seattle Police Officers' Guild v. City of Seattle*, 121 Wn. App. 453 (2004), the

Washington Court of Appeals ruled in favor of SPOG and voided the ordinance, and the City Council passed Ordinance 121747 in early 2005, affirming the PSCSC's independence and control over this function, and characterizing the Personnel Director's role as "administrative and ministerial"; and

WHEREAS, the duties performed by the Fire and Police Exams Unit are core functions of the PSCSC and not SDHR, and in 2024, both departments have entered into a Memorandum of Agreement with the Mayor's Office effectuating a transfer of the Fire and Police Exams Unit to PSCSC; and

WHEREAS, both SDHR and the Civil Service Commissions Department have submitted via the 2025-2026 biennium budget process the transfer of related positions and non-labor budget respectively, and Seattle Municipal Code Chapters 4.04 and 4.08 must be revised accordingly; NOW, THEREFORE,

BE IT ORDAINED BY THE CITY OF SEATTLE AS FOLLOWS:

Section 1. Section 4.04.030 of the Seattle Municipal Code, last amended by Ordinance 127006, is amended as follows:

4.04.030 Definitions

Unless another meaning is clearly indicated from the context, as used in this Title 4:

* * *

~~((3. "Certify" for Public Safety Civil Service employees means verify to the appointing authority that a list of names of candidates for employment has been selected from the list of persons tested and found eligible for employment.))~~

* * *

~~((26. "Register" for Public Safety Civil Service employees means a list of candidates for employment who have passed an employment examination, whose names may be chosen and certified by the Commission for submission to the appointing authority for consideration for employment.))~~

* * *

Section 2. Section 4.04.040 of the Seattle Municipal Code, last amended by Ordinance 124567, is amended as follows:

4.04.040 Administration

* * *

B. The duties of the Director include:

1. Promote the improvement of City personnel administration, and personnel standards within the City;
2. Lead City departments, offices, boards, and commissions, and their personnel offices, in the development of effective personnel programs. To help the Director perform this duty, the personnel offices of City departments shall keep the Director informed of their actions;
3. Act as the City's central agency for establishing standards for personnel practices which are uniform as is practicable from department to department;
4. At the Mayor's direction, develop, implement, and administer a centralized affirmative action program in conjunction with City rights agencies;
5. Develop and administer a system of classification of positions of employment in the City, and a wage and salary plan therefor;
6. Develop and administer centralized employee relations functions, relating to standard grievance procedures, collective bargaining, employee morale and motivation, and employee discipline and termination;
7. Develop and implement employee safety programs in addition to those which may be provided within departments, and develop safety programs in coordination with departments;
8. Develop, monitor, and/or approve departmental training plans((-)) ;
9. Develop and administer a centralized system and regular procedures for recruitment and selection of City employees;

10. Conduct personnel research and staff resource planning for the City;
11. Develop and administer a regular system of performance evaluation of City employees;
12. Develop and administer benefit programs, other than retirement benefits administered by the Employee's Retirement Board, for City employees;
13. Assist various City departments in layoff and reinstatement actions;
14. Appoint, remove, and supervise the officers and employees of the Seattle Department of Human Resources;
15. Develop and maintain a personnel management information records system for all City employees regardless of category of employment or department to which appointed;
16. Design experimental programs in human resources management, for the Mayor's consideration;
17. Contract for special personnel services ((he/she)) the Director deems necessary, upon approval of the City Council;
18. Review all City payrolls to ensure that each employee is receiving the proper pay((:)) ; and
19. Provide staff support for entry-level and promotional exams in service to the Public Safety Civil Service Commission, as requested by the Executive Director of the Public Safety Civil Service Commission.

~~((C. With respect to the Public Safety Civil Service system enumerated in Section 4.08.060, the duties of the Director shall be administrative and ministerial, including any support provided by the Director's staff. The duties of the Director include:~~

~~1. Provide staff support to the Public Safety Civil Service Commission, including staff to assist the Commission in the preparation and administration of entry-level and promotional examinations for the Seattle Police and Fire Departments. The Director's staff shall also assist the Commission to develop the appropriate registers based on test scores and service credits.~~

~~a. The level of staff support provided shall not be increased above that assigned to Public Safety Civil Service System duties in 2004, including contracts for consulting services, unless there is a corresponding increase in the Seattle Department of Human Resources budget.~~

~~b. Any contract for consulting services to the Public Safety Civil Service System may be funded from that portion of the Seattle Department of Human Resources' budget dedicated to support the Public Safety Civil Service Commission. Any such contract paid for from Seattle Department of Human Resources funds must be jointly approved by the Seattle Human Resources Director and the Public Safety Civil Service Commission.~~

~~2. Provide staff support to the Public Safety Civil Service Commission by maintaining registers and posting registers appropriately for candidate and public review.~~

~~3. While the Director's staff shall assist the Commission, the Commission or its designee shall certify the candidates for appointment to a particular position. The Public Safety Civil Service Commission shall retain all rule-making powers.))~~

Section 3. Section 4.08.070 of the Seattle Municipal Code, last amended by Ordinance 127026, is amended as follows:

4.08.070 Powers and duties of Commission.

The Commission shall:

A. Make suitable rules to carry out the purposes of this ~~((chapter))~~ Chapter 4.08 and for examination, appointments, promotions, transfers, demotions, reinstatements, suspensions, layoffs, discharges, and any other matters connected with the purposes of this ~~((chapter))~~ Chapter 4.08 or as required by chapters 41.08 or 41.12 RCW. Such rules may be amended, modified, or rescinded from time to time and all rules and amendments thereof shall be printed for free public distribution.

* * *

C. ~~((With the support of the Seattle Human Resources Director pursuant to Section 4.04.040, prepare))~~

Prepare and administer examinations, which shall be graded and open to all who meet appropriate job-related qualifications; provided that the Commission may, by rule, designate other methods of examination based on merit when in the Commission's judgment graded examination is not practicable. Such examinations may include tests of physical fitness and/or manual skill. The Commission may designate a suitable number of persons to be examiners to conduct such examinations. A Commissioner may act as examiner.

When preparing or administering exams for entry level police officer candidates, the Commission should seek to use a public safety testing service that conforms to the extent possible to all City of Seattle policies that address recruiting, hiring, and retention; provided that any such exam is consistent with the goals and requirements of the Consent Decree and the City's Accountability Ordinance (Ordinance 125315).

* * *

E. (~~((With the support of the Seattle Human Resources Director, provide))~~) Provide notice of the time, place, and general scope of every examination not less than ten days preceding such examination, and for promotional exams by posting in the Commission office and in Police and Fire Department offices for not less than 90 days, and by other notice deemed reasonable or necessary by the Commission.

* * *

G.

1. (~~((With the support of the Seattle Human Resources Director, prepare))~~) Prepare a register for each class of positions in this system from the returns or reports of the examiners of the persons whose standing upon examination for such class is not less than the minimum established by the Commission. Persons, when graded, shall take rank upon the register as candidates in the order of their relative excellence as determined by competitive examination.

a. Veteran's preference in examination and appointment shall be granted as required by federal and state law including RCW 41.08.040 and 41.12.040; provided, a person shall be entitled to use such preference only once to successfully attain an appointment or promotion to a position.

b. Language preference. An applicant for a Seattle Police Department (SPD) position deemed fluent in a language other than English may be entitled to have 10 percent credit added to the applicant's examination score for initial hiring or promotion. To receive such credit on the examination score, the applicant's fluency will be verified by the hiring authority based on a measure to be established by the Department.

c. Community service/work experience preference. An applicant for an SPD position who has completed service in the Peace Corps, AmeriCorps, or other verified equivalent work experience or community service of two years or more, may be entitled to have 10 percent credit added to the examination score. An applicant seeking credit for service in the Peace Corps must present a Peace Corps Description of Service (DOS) certifying completion of their service in the Peace Corps. To receive such credit on the examination score, an applicant's equivalent work experience or community service will be assessed by the hiring authority based on standards to be established by the SPD. For example, equivalent work experience or community service might include professional or volunteer experience providing domestic violence counseling, mental health care, or social services. The equivalent work experience or community service must be confirmed through regular SPD background verification processes.

2. No applicant for an SPD position may receive more than a single 10 percent credit, which may be either for veteran's preference, language preference, or community service/work experience preference.

* * *

Section 4. Section 4.08.110 of the Seattle Municipal Code, last amended by Ordinance 124567, is amended as follows:

4.08.110 Filling of vacancies-Probationary period((-))

* * *

B. No appointment, employment, or promotion in this system shall be deemed complete until after the expiration of a period of one year's probationary service. Before the expiration of the period of probation, the

appointing authority may discharge or, in the case of a promotion, demote an appointee upon filing in writing the reasons therefore with ~~((the Seattle Human Resources Director and))~~ the Commission. If an appointee is not then discharged or demoted, ~~((his/her))~~ the appointment shall be deemed complete.

Section 5. This ordinance shall take effect as provided by Seattle Municipal Code Sections 1.04.020 and 1.04.070.

Passed by the City Council the _____ day of _____, 2024, and signed by
me in open session in authentication of its passage this _____ day of _____, 2024.

President _____ of the City Council

Approved / returned unsigned / vetoed this _____ day of _____, 2024.

Bruce A. Harrell, Mayor

Filed by me this _____ day of _____, 2024.

Scheereen Dedman, City Clerk

(Seal)

SUMMARY and FISCAL NOTE

Department:	Dept. Contact:	CBO Contact:
Civil Service Commissions Seattle Department of Human Resources	Sarah Butler Ireneo Bartolome	Kailani DeVille

1. BILL SUMMARY

Legislation Title: AN ORDINANCE relating to the civil service; transferring the function of the Fire and Police Exams Unit from the Seattle Department of Human Resources to the Civil Service Commissions Department; and amending Sections 4.04.030, 4.04.040, 4.08.070, and 4.08.110 of the Seattle Municipal Code.

Summary and Background of the Legislation: This legislation revises the Seattle Municipal Code to authorize transfer of the Fire and Police Exams Unit from the Seattle Department of Human Resources (SDHR) to the Civil Service Commissions' Department (CIV).

Since 1896, the Seattle City Charter has required a civil service system to ensure that employment is predicated on applicants' qualifications to perform the work and is insulated from political pressures. The Public Safety Civil Service Commission (PSCSC) has overseen this system as an independent body for uniformed police officers and fire fighters since 1978. The PSCSC is currently housed in the Civil Service Commissions Department.

The Fire and Police Exams Unit (Exams Unit) develops and administers 11+ entry level and promotional exams for most ranks of the City's sworn police officers and fire fighters. The Exams Unit staff prepare and complete exams and employment registers on behalf of the PSCSC and in compliance with chapters 41.08 and 41.12 of the Revised Code of Washington, the City Charter, and City ordinances. This unit was transferred by ordinance from the PSCSC to the Personnel Department (now SDHR) in 2002. The Seattle Police Officers' Guild filed suit against the City and the Washington Court of Appeals in *Seattle Police Officers' Guild v. City of Seattle*, 121 Wn. App. 453 (2004), voided the ordinance. The Court held the executive branch's direction of the unit must be limited to tasks that were ministerial, and that the PSCSC retained all substantive powers including direction of civil service exam development and rulemaking.

SDHR and CIV agree that the Exams Unit's work is a core function of CIV and not SDHR, and both departments seek to formally transfer the unit back to CIV. The PSCSC can function more efficiently if it has managerial direction and control over the Exams Unit's working environment. SDHR, CIV, and the Mayor's Office have entered into a Memorandum of Agreement in 2024 to effectuate the transfer and submitted requests in the 2025-26 Proposed Budget process to transfer six positions and non-labor budget from SDHR to CIV. Seattle Municipal Code Sections 4.04.030, 4.04.040, 4.08.070, and 4.08.110 must be revised to reflect the relocation of the Exams Unit and function in CIV.

2. SUMMARY OF FINANCIAL IMPLICATIONS

Does this legislation have financial impacts to the City?

☐ Yes ☒ No

Appropriations, revenues, and position transfers associated with this budget legislation are contained in the 2025-26 Proposed Budget. The ongoing budget transfer is budget neutral. The 2025-26 Proposed Budget includes a one-time budget allocation of \$60,200 for space modification needs associated with this transfer.

3.a. Appropriations

☒ This legislation adds, changes, or deletes appropriations.

Fund Name and Number	Dept	Budget Control Level Name/Number*	2025 Appropriation Change	2026 Estimated Appropriation Change
General Fund 00100	SDHR	BO-HR-N6000	-1,503,116.68	-1,564,032.49
General Fund 00100	CIV	BO-VC-V1CIV	1,503,116.68	1,564,032.49
TOTAL			0	0

*See budget book to obtain the appropriate Budget Control Level for your department.

Appropriations Notes:

The ongoing budget transfer is budget neutral. The 2025-26 Proposed Budget includes a one-time budget allocation of \$60,200 for space modification needs associated with this transfer.

3.b. Revenues/Reimbursements

☐ This legislation adds, changes, or deletes revenues or reimbursements.

3.c. Positions

☐ This legislation adds, changes, or deletes positions.

Total Regular Positions Created, Modified, or Abrogated through This Legislation, Including FTE Impact:

The following positions are being transferred from the Seattle Department of Human Resources to the Civil Service Commissions Department. No positions are being created or eliminated through this action:

Position # for Existing Positions	Position Title & Department*	Fund Name & Number	PT/FT	2025 Positions	2025 FTE
10005294	Manager2, General Govt	GF-00100	FT	1.0	1.0
00021853	Personnel Analyst, Sr	GF-00100	FT	1.0	1.0

Position # for Existing Positions	Position Title & Department*	Fund Name & Number	PT/FT	2025 Positions	2025 FTE
00017454	Personnel Anlyst, Sr	GF-00100	FT	1.0	1.0
10007455	Personnel Anlyst	GF-00100	FT	1.0	1.0
00018343	Personnel Anlyst	GF-00100	FT	1.0	1.0
TBD	Personnel Anlyst, Sr	GF-00100	FT	1.0	1.0

Position Notes:

3.d. Other Impacts

A one-time cost of \$60,200 is needed to purchase and install furniture and electricity necessary to physically house Exams Unit staff in CIV offices. The transfer of Exams staff to CIV is otherwise budget neutral.

This legislation is required to revise the Seattle Municipal Code to reflect the transfer of the function and work of the Exams staff from SDHR to CIV.

4. OTHER IMPLICATIONS

a. Please describe how this legislation may affect any departments besides the originating department.

Both SDHR and CIV agree that transfer of the Exams Unit to CIV is the best organizational fit for each department. The transfer of labor and non-labor budget is budget-neutral.

b. Does this legislation affect a piece of property? If yes, please attach a map and explain any impacts on the property. Please attach any Environmental Impact Statements, Determinations of Non-Significance, or other reports generated for this property.

No.

c. Please describe any perceived implication for the principles of the Race and Social Justice Initiative.

i. How does this legislation impact vulnerable or historically disadvantaged communities? How did you arrive at this conclusion? In your response please consider impacts within City government (employees, internal programs) as well as in the broader community. N/A

ii. Please attach any Racial Equity Toolkits or other racial equity analyses in the development and/or assessment of the legislation. N/A

- iii. **What is the Language Access Plan for any communications to the public?** N/A
- d. **Climate Change Implications**
- i. **Emissions:** How is this legislation likely to increase or decrease carbon emissions in a material way? Please attach any studies or other materials that were used to inform this response. N/A
- ii. **Resiliency:** Will the action(s) proposed by this legislation increase or decrease Seattle's resiliency (or ability to adapt) to climate change in a material way? If so, explain. If it is likely to decrease resiliency in a material way, describe what will or could be done to mitigate the effects. N/A
- e. **If this legislation includes a new initiative or a major programmatic expansion:** What are the specific long-term and measurable goal(s) of the program? How will this legislation help achieve the program's desired goal(s)? What mechanisms will be used to measure progress towards meeting those goals? N/A

5. CHECKLIST

- ☐ Is a public hearing required?
- ☐ Is publication of notice with *The Daily Journal of Commerce* and/or *The Seattle Times* required?
- ☐ If this legislation changes spending and/or revenues for a fund, have you reviewed the relevant fund policies and determined that this legislation complies?
- ☐ Does this legislation create a non-utility CIP project that involves a shared financial commitment with a non-City partner agency or organization?

6. ATTACHMENTS

Summary Attachments: None.



Legislation Text

File #: CB 120877, **Version:** 1

CITY OF SEATTLE

ORDINANCE _____

COUNCIL BILL _____

AN ORDINANCE relating to animal fees; adjusting and simplifying pet license fees, adoption fees, and spay and neuter clinic fees; removing guard or attack dog licenses; authorizing the Director of Finance and Administrative Services to adjust animal fees by Director's Rule; amending Sections 9.25.030, 9.25.050, 9.25.083, 9.25.100, 9.25.110, 9.25.200, 9.26.020, 9.26.050, and 9.26.060 of the Seattle Municipal Code; and repealing Sections 9.25.054, 9.26.025, and 9.26.040 of the Seattle Municipal Code.

WHEREAS, the Seattle Animal Shelter is responsible for caring for thousands of stray, orphaned, sick, and abused animals every year; and

WHEREAS, in conjunction with community expectations of higher standards of care, the level of animal care and enforcement needs have grown significantly over the years; and

WHEREAS, pet adoption fees currently only cover a subset of the services required to ensure placement for that pet; and

WHEREAS, an increase in pet adoption fees will support the Seattle Animal Shelter's ability to provide the high levels of quality care the public has come to expect and the animals entrusted to the Shelter so deserve; and

WHEREAS, the City's current pet adoption fee structure is overly complicated and needs to be simplified; and

WHEREAS, the City's animal control fees and charges for detainment, adoption, and sheltering services have not been increased in six years, while the cost of providing boarding, veterinary care, and transporting of owned animals has gone up significantly; and

WHEREAS, the Director of Finance and Administrative Services can reduce or waive fees when in the best

interest of the animal; NOW, THEREFORE,

BE IT ORDAINED BY THE CITY OF SEATTLE AS FOLLOWS:

Section 1. Section 9.25.030 of the Seattle Municipal Code, last amended by Ordinance 126691, is amended as follows:

9.25.030 Authority of the Director

* * *

F. The Director is authorized to establish and change animal fees in Chapter 9.26 by rule.

Section 2. Section 9.25.050 of the Seattle Municipal Code, last amended by Ordinance 122508, is amended as follows:

9.25.050 Animal licenses and permits generally((:))

A. The following animal licenses shall be required: potbelly pig, miniature goat, cat, and dog licenses, ((
~~guard and attack dog licenses,~~)) and exotic animal permits.

B. Licenses and permits are not transferable.

C. Applications for licenses and permits shall be made on forms approved by the Director and shall be accompanied by the fee set by ((~~the Animal Fee Ordinance (Seattle Municipal Code)~~) Chapter 9.26((:))) and, in the case of male miniature goat, cat or dog licenses, proof of alteration if the animal is altered. Licenses shall be issued in the name of the owner, and shall be numbered. Licenses shall be issued for a ((~~twelve~~))12-((:))) month period ((~~and may include a twelve month renewal~~)). A provisional cat or dog license shall be for a six((
(6)))month period. ((~~Guard or Attack Dog licenses shall be issued for a twelve (12) month period only upon the applicant's compliance with Section 9.25.054.~~)) Each permit or subsequent license renewal for the same animal shall commence from the expiration date of the last valid license or permit.

D. A City of Seattle animal license does not relieve the owner of the obligation to obtain any other permit or license otherwise required by local, state, or federal law.

Section 3. Section 9.25.054 of the Seattle Municipal Code, last amended by Ordinance 119998, is

repealed:

~~((9.25.054 Guard or attack dog ((license – Proof of insurance – Posting notice and license.~~

~~A. No person shall use or harbor a guard or attack dog without first obtaining a guard or attack dog license therefor.~~

~~B. The applicant for a guard or attack dog license shall provide the following information:~~

~~1. The name and address of the owner of the guard or attack dog, a description of the dog, and the address and business name (if any) of the premises the dog will guard;~~

~~2. The name and address of the trainer of the guard or attack dog, and the name and address of the purveyor of the dog;~~

~~3. Proof of a policy of public liability insurance, such as homeowner's insurance, issued by an insurer authorized to do business in the State of Washington in an amount of at least One Hundred Thousand Dollars (\$100,000), insuring the owner on account of any liability for claims for death or personal injury inflicted by the guard or attack dog to any person;~~

~~4. Proof of microchip identification, microchip number and identification of the date and location of microchip implant; and~~

~~5. Such other information as the Director may reasonably require.~~

~~C. The applicant shall certify that:~~

~~1. The premises the dog will guard are adequately secured for the safety of the public;~~

~~2. Signs are displayed on the premises at all entrances and at thirty (30) foot intervals clearly warning that a guard or attack dog is on duty; and~~

~~3. The owner of the guard or attack dog is aware of and understands the aggressive nature of the dog, certifies under penalty of perjury that the dog has been trained as a guard or attack dog, and can demonstrate total voice control of the dog.~~

~~D. A copy of the guard or attack dog license must be posted and presented upon demand of a police~~

~~officer or the Director.~~

~~E. The premises where a guard or attack dog is to be located shall be subject to inspection by the Director prior to approval of the license. Upon inspection by an animal control officer, the applicant may be requested to provide proof of compliance with the requirements of this section.~~

~~F. It shall be the responsibility of the owner of a guard or attack dog to make application with the Seattle Animal Control for a guard or attack dog license annually before the date of expiration of the previous license.~~

~~))~~

Section 4. Section 9.25.083 of the Seattle Municipal Code, last amended by Ordinance 121178, is amended as follows:

9.25.083 Owning dangerous animals prohibited - Exception

A. It is unlawful to own a dangerous animal ~~((other than a licensed))~~ , including a guard or attack dog~~((~~)) , with knowledge that the animal is dangerous, or with reckless disregard of the fact that the animal is dangerous.

* * *

Section 5. Section 9.25.100 of the Seattle Municipal Code, last amended by Ordinance 126691, is amended as follows:

9.25.100 Penalties

A. Conduct made unlawful by Sections 9.25.053~~((9.25.054))~~, 9.25.081, 9.25.083, or 9.25.085 constitutes a gross misdemeanor punishable as provided in Section 12A.02.070. The sentence imposed may be deferred or suspended in accordance with RCW 35.20.255; however, the probationary period shall be two years. In case of multiple convictions under this Chapter 9.25, the sentences shall be consecutive; however, the probationary period shall remain two years.

* * *

C. In addition, the court may order the revocation or denial of any ~~((guard or attack dog license and any~~

)) potbelly pig, miniature goat, cat, or dog license of or to any person convicted of a crime under this ~~((chapter))~~ Chapter 9.25 for a period not to exceed one year.

* * *

Section 6. Section 9.25.110 of the Seattle Municipal Code, last amended by Ordinance 119998, is amended as follows:

9.25.110 Denial, suspension, or revocation of license - Order~~((:))~~

The Director shall deny, suspend, or revoke a license for an animal found to be a “dangerous animal~~((:))~~” in any jurisdiction~~((, and may deny, suspend, or revoke a license for a guard or attack animal under Section 9.25.054 upon determining that the applicant or licensee has violated or failed to comply with any provision of this chapter))~~). The denial, suspension, or revocation of a license shall be in writing in the form of an order, and shall include a recital of the authority for the action, a brief and concise statement of facts which constitute the grounds for the denial, and the Director’s signature. A copy of the order, including notice of the right to a hearing, shall be mailed to the applicant.

Section 7. Section 9.25.200 of the Seattle Municipal Code, enacted by Ordinance 124039, is amended as follows:

9.25.200 Amnesty

The Director may from time to time declare periods of amnesty in which the penalties imposed under Sections 9.25.100~~((:))~~ and 9.26.020~~((, and 9.26.025))~~ may be waived. Such periods of amnesty and the terms thereof may be established upon a finding by the Director that they are likely to have the effect of increasing compliance with one or more provisions of this Title 9. The Director may promulgate rules and procedures to implement the provisions of this ~~((section))~~ Section 9.25.200.

Section 8. Section 9.26.020 of the Seattle Municipal Code, last amended by Ordinance 125741, is amended as follows:

9.26.020 Cat, dog, ~~or~~ goat, or potbelly pig license fee

A. ~~((Unless a license with an automatic second year renewal is purchased as authorized in subsection 9.26.020.B, the))~~ The fee for each annual cat, dog, ~~((or))~~ miniature goat, or potbelly pig license and for each annual period of renewal shall be:

1. Cats: Altered ~~((.....)) \$((26))30~~; Unaltered ~~((.....)) \$((79))80~~
2. Dogs: Altered ~~((.....)) \$((37))45~~; Unaltered ~~((.....)) \$105~~
3. Miniature goats ~~((.....)) \$((21))25~~
4. Potbelly pig \$40

~~((B. The fee for each cat, dog, or miniature goat license for an annual license purchased with a 12-month renewal shall be:~~

~~1. Cats~~

~~Altered \$52~~

~~Unaltered \$158~~

~~2. Dogs~~

~~Altered \$74~~

~~Unaltered \$210~~

~~3. Miniature goats \$42~~

C.)) B. To allow time for animals to be spayed or neutered, a one-year altered license may be issued for unaltered dogs or cats whose owners or guardians intend to have them altered prior to the time the license is up for renewal. A one-year altered license may also be issued for cats and dogs of any age that were not previously licensed ~~((within))~~ by The City of Seattle if proof of spay or neuter status is not available at the time the license is requested, and proof of spay or neuter status will be required at the time of renewal. ~~((Owners or guardians of cats and dogs that cannot show proof that their animals have been spayed or neutered by the time the initial one-year license is up for renewal will be retroactively charged the difference between the unaltered and altered fee as well as the unaltered rate for the renewed license.))~~

~~((D.))~~ C. Late fee for renewal of a cat, dog, ~~((or))~~ miniature goat, or potbelly pig license more than 30 days after its expiration: ~~((.....))~~ \$30.

~~((E.))~~ D. Dog, cat, ~~((or))~~ miniature goat, or potbelly pig owned by a member of the diplomatic or consular corps of a country having a treaty with the United States granting immunity from local law, upon submission of proof of such status: ~~((.....))~~ No fee.

~~((F.))~~ E. Altered dog, altered cat, ~~((or))~~ miniature goat, or potbelly pig owned by a person possessing a valid "senior citizen's identification card" or individuals with disabilities who have been issued a disabilities identification card from The City of Seattle or State of Washington: 50 percent of the regular license fee.

~~((G.))~~ F. Lost cat, dog, ~~((or))~~ miniature goat, or potbelly pig license tag: ~~((.....))~~ ~~\$\$\$~~7.

Effective January 1, 2025, the Director of Finance and Administrative Services is authorized to adjust these fees by rule as necessary to ensure the fee revenues are sufficient to support the services provided by the Seattle Animal Shelter, provided that the revenue for these fees shall not exceed costs for such services. Whenever the Director adjusts these fees by rule, the Director shall file the rule with the City Clerk, pursuant to Section 3.02.060.

Section 9. Section 9.26.025 of the Seattle Municipal Code, last amended by Ordinance 125741, is repealed:

~~((9.26.025 Potbelly pig license fee~~

~~A. The fee for the initial each annual potbelly pig license and for each annual period of renewal shall be \$126.~~

~~B. The fee for each annual period of license renewal for potbelly pigs shall be \$32.~~

~~C. The late fee for renewal of a potbelly pig license more than 30 days after its expiration shall be \$30.~~

~~D. The fee for replacing a lost potbelly pig license tag shall be \$5.))~~

Section 10. Section 9.26.040 of the Seattle Municipal Code, last amended by Ordinance 121004, is repealed:

~~((9.26.040 Guard or attack dog license.~~

~~The annual fee for each guard dog or attack dog license shall be One Hundred Dollars (\$100).)~~

Section 11. Section 9.26.050 of the Seattle Municipal Code, last amended by Ordinance 125450, is amended as follows:

9.26.050 Other animal control fees and charges

Other animal control fees shall be:

A. Administrative fee for each detained animal:

First detainment ((.....)) \$45

Second detainment ((.....)) \$150

Third ((.....)) \$200

Fourth detainment ((.....)) \$275

Fifth and subsequent detainments ((.....)) \$375

B. For each 24-hour period or part thereof for kenneling ((.....)) \$20

C. For each animal adopted, the fee shall be in the range described below and determined by rule:

Cat ((.....)) \$30-((125))100

Dog ((.....)) \$100-((375))200

((~~Rabbit~~)) Chinchilla and sugar glider \$40

Other (any animal other than a cat, dog, chinchilla, or ((~~rabbit~~))sugar glider) ((.....)) \$15

D. For providing veterinary care for an owner's animal ((.....~~cost~~)) : Cost of treatment with a minimum fee of \$((100))125

E. For each exotic animal permit ((.....)) \$100

F. For each live animal trapping permit ((.....)) \$100

G. For transporting an owner's animal ((.....)) \$50

H. For euthanizing an owner's animal ((.....)) \$72

I. For the handling and treatment of animals, charges may be assessed to recover the cost of special equipment or services provided.

J. For each microchip implant ~~((.....))~~ \$30

K. For each vaccination ~~((.....))~~ ~~\$((40))~~ 15

L. For each spay or neuter surgery deposit as described in subsection 9.25.091.D ~~((.....))~~ \$250

Any deposit not collected within one year will be forfeited as a donation to the ~~((Pet Population Control Fund created by Ordinance 118289))~~ Animal Shelter Donation Fund.

Effective January 1, ~~((2019))~~ 2025, the Director of Finance and Administrative Services is authorized to adjust these fees by rule as necessary to ensure the fee revenues are sufficient to support the services provided by the Seattle Animal Shelter, provided that the revenue for these fees shall not exceed costs for such services. Whenever the Director adjusts these fees by rule, the Director shall file ~~((a schedule of these fees with the City Clerk))~~ the rule with the City Clerk, pursuant to Section 3.02.060.

Section 12. Section 9.26.060 of the Seattle Municipal Code, last amended by Ordinance 125702, is amended as follows:

9.26.060 Spay and Neuter Clinic fees

The fees at the Seattle Animal Shelter Spay and Neuter Clinic shall be:

A. Surgery fees:

Cats

Spaying ~~((.....))~~ ~~\$((108))~~ 140

Neutering ~~((.....))~~ ~~\$((102))~~ 115

Dogs

Dog juvenile/puppy (under 4 months) neuter \$130

Dog neuter under 50 pounds ~~((.....))~~ ~~\$((144))~~ 160

Dog neuter 50-80 pounds ~~((.....))~~ ~~\$((162))~~ 170

Dog neuter over 80 pounds ((.....)) \$((~~186~~))190

Dog spay under 50 pounds ((.....)) \$((~~156~~))160

Dog spay 50-80 pounds ((.....)) \$((~~174~~))190

Dog spay over 80 pounds((.....)) \$((~~186~~))210

Rabbits

Rabbit spay or neuter ((.....)) \$((~~90~~))100

Animals other than cats, dogs, and rabbits may be spayed or neutered at the discretion of the Director of Finance and Administrative Services, or the Director's designee, who shall charge a fee for the service that is based upon estimated costs, not to exceed \$120 per hour of surgery. The Director is authorized to adjust these fees by rule as necessary to ensure the fee revenues are sufficient to support the spay and neuter services provided by the Seattle Animal Shelter, provided that the revenue for these fees shall not exceed costs for such services. Whenever the Director adjusts these fees by rule, the Director shall file ~~((a schedule of these fees with the City Clerk))~~ the rule with the City Clerk, pursuant to Section 3.02.060.

C. Vaccination fees ((.....)) \$((~~10~~))15 per vaccination

D. Microchip implant fees ((.....)) \$30

Section 13. This ordinance shall take effect on January 1, 2025.

Passed by the City Council the _____ day of _____, 2024, and signed by
me in open session in authentication of its passage this _____ day of _____, 2024.

President _____ of the City Council

Approved / returned unsigned / vetoed this _____ day of _____, 2024.

Bruce A. Harrell, Mayor

Filed by me this _____ day of _____, 2024.

Scheereen Dedman, City Clerk

(Seal)

SUMMARY and FISCAL NOTE

Department:	Dept. Contact:	CBO Contact:
Finance and Administrative Services	Selina Chambliss	Lorine Cheung

1. BILL SUMMARY

Legislation Title: AN ORDINANCE relating to animal fees; adjusting and simplifying pet license fees, adoption fees, and spay and neuter clinic fees; removing guard or attack dog licenses; authorizing the Director of Finance and Administrative Services to adjust animal fees by Director’s Rule; amending Sections 9.25.030, 9.25.050, 9.25.083, 9.25.100, 9.25.110, 9.25.200, 9.26.020, 9.26.050, and 9.26.060 of the Seattle Municipal Code; and repealing Sections 9.25.054, 9.26.025, and 9.26.040 of the Seattle Municipal Code.

Summary and Background of the Legislation: This ordinance proposes raising licensing and veterinary fees in the Department of Finance and Administrative Services (FAS). The increase will right-size Seattle Animal Shelter fees for the services it provides.

The Seattle Animal Shelter (SAS) is mindful of equity and how SAS fees compare with other organizations in the region like the Regional Animal Services of King County, Seattle Humane Society and the Northwest Spay and Neuter Center. SAS increased license fees in 2019 and veterinary fees in 2018. SAS seeks to increase both fees so they are comparable to other local, affordable options. Additionally, there are a few fees that will decrease in order to be competitive with the region, including discontinuing the guard/attack dog license fee, which has been inactive since 1998. The overall change in fees will increase revenue by approximately \$150,000 in 2025 and 2026.

The Director of FAS has authority to charge fees “as established by Chapter 9.26.” ([SMC 9.25.030.A.11](#)). Changing fees for SAS currently requires approval by Council as the fees are set by the Seattle Municipal Code (SMC Chapter 9.26). FAS is additionally proposing to amend the SMC so that future fees can be set by director’s rule in lieu of amending the SMC with the FAS budget submission. Using director’s rules to establish fees provides SAS with the greatest flexibility to adjust as needed to support costs and is consistent with other fees of these types.

Seattle Animal Shelter Fees would change as follows:

Description	Current Fees	2025 Proposed Fees
Lic&Perm-Cats Alt	\$26.00	\$ 30.00
Lic&Perm-Dog Alt	\$37.00	\$ 45.00
Lic&Perm-Cats Un-alt	\$79.00	\$ 90.00
Lic&Perm-Dog Un-alt	\$105.00	\$ 125.00

Lic&Perm-Goat	\$21.00	\$25.00
Lic&Perm-Potbelly Pig	\$32.00	\$40.00
Late Renewal Fee	\$30.00	\$ 35.00
Lic&Perm-Lost License	\$5.00	\$6.50
Cat Spay	\$108.00	\$120.00
Cat Neuter	\$102.00	\$115.00
Rabbit Spay/Neuter	\$90.00	\$100.00
Dog Spay (under 50 pounds)	\$156.00	\$160.00
Dog Neuter (under 50 pounds)	\$144.00	\$160.00
Dog Spay (50-80 pounds)	\$174.00	\$180.00
Dog Neuter (50-80 pounds)	\$162.00	\$180.00
Dog Spay/Neuter (over 80 pounds)	\$186.00	\$200.00
Cost of treatment-veterinary care	\$100.00	\$125.00
Vaccination	\$10.00	\$15.00
Adoption – cat	\$75.00	\$30.00
Adoption – kitten	\$125.00	\$100.00
Adoption – two kittens	\$200.00	\$150.00
Adoption – senior/special needs cat	\$35.00	\$15.00
Adoption – dog	\$275.00	\$100.00
Adoption – puppy	\$375.00	\$200.00
Adoption – senior/special needs dog	\$100.00	\$50.00
Adoption – rabbit/ferret	\$40.00	\$20.00
Adoption – chinchillas/sugar gliders	\$65.00	\$30.00

2. CAPITAL IMPROVEMENT PROGRAM

Does this legislation create, fund, or amend a CIP Project? ☐ Yes ☒ No

3. SUMMARY OF FINANCIAL IMPLICATIONS

Does this legislation have financial impacts to the City? ☒ Yes ☐ No

Expenditure Change (\$);	2025	2026 est.	2027 est.	2028 est.	2029 est.
General Fund	0	0	0	0	0
Expenditure Change (\$);	2025	2026 est.	2027 est.	2028 est.	2029 est.
Other Funds	0	0	0	0	0

Revenue Change (\$); General Fund	2025	2026 est.	2027 est.	2028 est.	2029 est.
	\$150,000	\$150,000	\$150,000	\$150,000	\$150,000
Revenue Change (\$); Other Funds	2025	2026 est.	2027 est.	2028 est.	2029 est.
	0	0	0	0	0

Number of Positions	2025	2026 est.	2027 est.	2028 est.	2029 est.
	0	0	0	0	0
Total FTE Change	2025	2026 est.	2027 est.	2028 est.	2029 est.
	0	0	0	0	0

3.a. Appropriations

☐ This legislation adds, changes, or deletes appropriations.

3.b. Revenues/Reimbursements

☒ This legislation adds, changes, or deletes revenues or reimbursements.

Anticipated Revenue/Reimbursement Resulting from This Legislation:

Fund Name and Number	Dept	Revenue Source	2025 Revenue	2025 Estimated Revenue
General Fund 00100	FAS	Animal Shelter Fees	\$150,000	\$150,000
TOTAL			\$150,000	\$150,000

Revenue/Reimbursement Notes:

3.c. Positions

- ☐ This legislation adds, changes, or deletes positions.

3.d. Other Impacts

Does the legislation have other financial impacts to The City of Seattle, including direct or indirect, one-time or ongoing costs, that are not included in Sections 3.a through 3.c? If so, please describe these financial impacts.

No.

If the legislation has costs, but they can be absorbed within existing operations, please describe how those costs can be absorbed. The description should clearly describe if the absorbed costs are achievable because the department had excess resources within their existing budget or if by absorbing these costs the department is deprioritizing other work that would have used these resources.

N/A

Please describe any financial costs or other impacts of *not* implementing the legislation.

The fees for animal sheltering vary across the country. The Seattle Animal Shelter (SAS) has compiled information regarding the regional animal sheltering organizations and has adjusted proposed fees accordingly based on that information. Without the adjustments in fees, SAS will be out of step with other regional providers and revenues will lag behind recent increases in inflation.

4. OTHER IMPLICATIONS

- a. Please describe how this legislation may affect any departments besides the originating department.**

N/A

- b. Does this legislation affect a piece of property? If yes, please attach a map and explain any impacts on the property. Please attach any Environmental Impact Statements, Determinations of Non-Significance, or other reports generated for this property.**

No.

- c. Please describe any perceived implication for the principles of the Race and Social Justice Initiative.**

- i. How does this legislation impact vulnerable or historically disadvantaged communities? How did you arrive at this conclusion? In your response please consider impacts within City government (employees, internal programs) as well as in the broader community.**

The shelter was thoughtful in the discussion about how and why it would make adjustments to shelter fees. Inflation data for the City of Seattle was used to make proposed increases to certain fees. The shelter closely evaluated impacts to racial equity, vulnerable or historically disadvantaged communities and employees of different races if

fees were raised. The proposed fee increases align with other organizations in the Puget Sound, while also prioritizing equity. SAS has a fee waiver process that was generated using the Racial Equity Toolkit. It also has the pet population fund that provides access to vet services for people that meet the state financial requirement of 80% Area Median Income. Lastly, SAS provides a food bank twice a week for pet needs and monthly free pet vaccination clinics that are targeted in disadvantaged neighborhoods. While the shelter took the approach to increase fees related to licensing and veterinary care, it is also decreasing its adoption fees. Decreasing adoptions fees allows the shelter to address barriers of pet ownership for vulnerable or historically disadvantaged communities, be more competitive with other animal welfare organizations, and drive more adoptions of animals from the shelter to lower operating costs.

ii. Please attach any Racial Equity Toolkits or other racial equity analyses in the development and/or assessment of the legislation.

N/A. A RET was conducted in 2023 evaluating the use of waiving certain fees. While this proposal will increase certain fees, SAS still maintains the ability to waive fees for certain individuals with needs. The 2023 fee waiver RET is attached.

iii. What is the Language Access Plan for any communications to the public?

SAS completed a 40-document plain language review, and we are actively using language line, bringing interpreters to vaccine clinics, and beginning the process of translating our documents to incorporate Tier one languages.

d. Climate Change Implications

i. Emissions: How is this legislation likely to increase or decrease carbon emissions in a material way? Please attach any studies or other materials that were used to inform this response.

N/A

ii. Resiliency: Will the action(s) proposed by this legislation increase or decrease Seattle's resiliency (or ability to adapt) to climate change in a material way? If so, explain. If it is likely to decrease resiliency in a material way, describe what will or could be done to mitigate the effects.

N/A

e. If this legislation includes a new initiative or a major programmatic expansion: What are the specific long-term and measurable goal(s) of the program? How will this legislation help achieve the program's desired goal(s)? What mechanisms will be used to measure progress towards meeting those goals?

N/A

5. CHECKLIST

- ☐ Is a public hearing required?
- ☐ Is publication of notice with *The Daily Journal of Commerce* and/or *The Seattle Times* required?
- ☒ If this legislation changes spending and/or revenues for a fund, have you reviewed the relevant fund policies and determined that this legislation complies?
- ☐ Does this legislation create a non-utility CIP project that involves a shared financial commitment with a non-City partner agency or organization?

6. ATTACHMENTS

Summary Attachments: Summary Attachment A – RET Analysis of SAS Fee Waiver Policy



Racial Equity Toolkit Summary Sheet

Department:	Finance and Administrative Services (FAS)
Division (if applicable):	Seattle Animal Shelter (SAS)
RET Contact Name(s):	Jocelyn Bouchard
RET Contact Titles(s):	Deputy Director
RET Contact Email(s):	Jocelyn.Bouchard@seattle.gov

RET Title:	Fee Waiver Policy
RET Team:	Jocelyn Bouchard, Caryn Cantu and Ken Haymon
Start Date for RET Process:	Fall 2019
End Date for RET Process: If applicable	February 2024

This Summary Sheet should be completed by those who worked on this RET, with input from Change Team members and department leadership. Representatives from these different groups should review the final version so that there is consensus on content before it is submitted. For questions about the Summary Sheet, please contact RSJI@seattle.gov.

Please respond to the following questions below. Brevity is appreciated. **When finished, this whole document should be 5 or less pages.**

1. What issue area (project, program, policy, or budgetary decision) did you apply the RET on? Why did you choose this issue area and RET topic?
2. What was your north star? What racial equity outcomes guided your thinking (RET Step 1)? How did you design and facilitate a process that was rooted in [relational culture](#)?
3. What data, stories, and communities did you engage with? What relationships did you develop, sustain, or deepen during this process? (RET Step 2)
4. How did these relationships help you to identify the burdens and benefits of your proposed work? What are the burdens? What are the benefits? (RET Step 3)

5. Please identify how the [four types of racism](#) (internalized, interpersonal, institutional, and structural) influenced your RET process and what you learned. (RET Step 3)
 6. As a result of the above analysis, how will you increase opportunity and/or minimize harm for the impacted community? (RET Step 4)
 7. What steps will the RET team take to ensure that department leadership will implement the recommendations from the RET?
 8. How will you become/remains accountable to the relationships developed during the RET process? How will you report back to your stakeholders?
 9. What additional racial equity issues did this RET reveal outside the scope of the RET project? How do these unresolved issues present opportunities for further structural transformation, including building a [relational culture](#)?
-

Enter Your Responses Below

1. What issue area (project, program, policy, or budgetary decision) did you apply the RET on? Why did you choose this issue area and RET topic?

The project we took on was looking at our fee waiver policy. This document allows for the waiving or reduction of fees associated with adoptions and redemptions and we wanted to ensure that it was equitable and removed barriers for pet owners trying to redeem lost or impounded pets.

2. What was your north star? What racial equity outcomes guided your thinking (RET Step 1)? How did you design and facilitate a process that was rooted in [relational culture](#)?

When we considered who we wanted to engage in this project we faced two challenges, determining how to reach and collect input from users or potential users, and wanting to reach additional potential stakeholders-- people that really may need the services who may not even be aware of them to begin with. We came up with a plan that relied on direct mail from existing contacts and direct contacts through outreach activities.

Budget, the onset of COVID 19 and the hiring freeze resulted in several strategy shifts. Ultimately, we determined that much of this could be accomplished through leveraging existing activities (Field contacts, petfood banks and other existing outreach) and creating new partnerships. We reached out to partners to help us distribute a survey that asked some initial questions and enabled a contact list that we could use to create a stakeholder panel. Between their connections and ours we distributed a survey that resulted in 173 responses.

The survey closed at the end of December 2021, and we planned to identify people from the survey who can serve on a stakeholder panel. We lacked success with that endeavor and spent most of the next two years trying to get together a stakeholder panel. As it became clear that this was going to continue to be a challenge, we looked at other avenues to determine ways to create more equitable policies for the fee waiver process.

These avenues included reaching out to other organizations and individuals that were already doing work in this space.

3. What data, stories, and communities did you engage with? What relationships did you develop, sustain, or deepen during this process? (RET Step 2)

Animal Welfare groups and organizations doing work in this area, Seattle's Department of Neighborhoods (DON), Ken Haymon's relationships within the FAS change team. SAS's own work in outreach and expanded efforts in BIPOC communities.

4. How did these relationships help you to identify the burdens and benefits of your proposed work? What are the burdens? What are the benefits? (Step 3)

Many of our discussions with groups like DON provided real life examples and differing perspectives. We were also able to identify areas of success other animal welfare groups had in this space. The burdens of our work include ensuring that we are able to lead and support the community in keeping pets and their families together, healthy and safe. The benefits are the opportunities to be able to promote the humane and compassionate treatment of people and animals through equity, innovation and collaboration.

5. Please identify how the [four types of racism](#) (internalized, interpersonal, institutional, and structural) influenced your RET process and what you learned. (RET Step 3)

Our RET had many conversations about how SAS in general has contributed to these four areas of racism and our goal was to create a document that eliminated or at least greatly decreased the ability for any one of these influences to impact the fee waiver process.

We created some parameters so staff responsible for applying and/or approving waivers would be less able to use personal judgements in their decisions.

We allowed for multiple opportunities for people to obtain fee waivers, recognizing that financial challenges are often ongoing and not stagnant or one-time situations for many of our citizens.

One of the biggest changes we made was no longer requiring spay/neuter to obtain a fee waiver. This was a long-standing practice in animal welfare that disrespected people's personal beliefs and practices and typically fractured relationships and trust within segments of our community.

6. As a result of the above analysis, how will you increase opportunity and/or minimize harm for the impacted community? (RET Step 4)

We did this by updating the policy to eliminate and/or change rigid requirements and open eligibility however, discussion held in staff meetings and beyond have helped to open up these conversations and create awareness of our own judgements and personal responsibilities in the four types of racism.

7. What steps will the RET team take to ensure that department leadership will implement the recommendations from the RET?

The new SOP was implemented April 1, 2024.

8. How will you become/remains accountable to the relationships developed during the RET process? How will you report back to your stakeholders?

This work continues through the SAS ASSET team (similar to the FAS change team) who, among other activities, now regularly join leadership meetings and also have a standing agenda item at all staff meetings.

9. What additional racial equity issues did this RET reveal outside the scope of the RET project? How do these unresolved issues present opportunities for further structural transformation, including building a [relational culture](#)?

Our ASSET team at SAS really carries on this work for our division however as we continue our work towards being more community-centric these issues are constantly being identified and create ongoing opportunities for transformation at all levels of the work we do.



Legislation Text

File #: CB 120878, **Version:** 1

CITY OF SEATTLE

ORDINANCE _____

COUNCIL BILL _____

AN ORDINANCE amending Section 6.250.060 of the Seattle Municipal Code to increase the annual license fee for the recyclable materials collector/processor license.

BE IT ORDAINED BY THE CITY OF SEATTLE AS FOLLOWS:

Section 1. Section 6.250.060 of the Seattle Municipal Code, last amended by Ordinance 125449, is amended as follows:

6.250.060 License fee

The annual license fee for the recyclable materials collector/processor license is ((~~\$105~~)) \$500.

Section 2. This ordinance shall take effect as provided by Seattle Municipal Code Sections 1.04.020 and 1.04.070.

Passed by the City Council the _____ day of _____, 2024, and signed by me in open session in authentication of its passage this _____ day of _____, 2024.

President _____ of the City Council

Approved / returned unsigned / vetoed this _____ day of _____, 2024.

Bruce A. Harrell, Mayor

Filed by me this _____ day of _____, 2024.

Scheereen Dedman, City Clerk

(Seal)

SUMMARY and FISCAL NOTE

Department:	Dept. Contact:	CBO Contact:
Finance and Administrative Services	Lachen Chernyha	Lorine Cheung

1. BILL SUMMARY

Legislation Title: AN ORDINANCE amending Section 6.250.060 of the Seattle Municipal Code to increase the annual license fee for the recyclable materials collector/processor license.

Summary and Background of the Legislation: This item would increase the annual regulatory fee to license companies that collect and process recyclable materials from \$105 to \$500. This adjustment would bring the licensing fees in line with the cost of regulating businesses and ensure they are collecting, processing, disposing or recycling all solid waste generated in the City as appropriate by law.

The Seattle Municipal Code, SMC 6.250, sets the annual license fee for recyclable materials collectors/processors at \$105. This fee was established in 2006 at \$100 and was raised to \$105 in 2017 by Ordinance 125449. Last year, the Consumer Protection Division (CPD) licensed 128 recycler businesses, collected \$14,100 in licensing fees, and spent \$73,400 regulating these businesses.

Regulatory licensing fees are intended to recover the costs of regulating. Because the recycler businesses are not recovering the costs of regulation, CPD proposes amending SMC 6.250 to increase the licensing fee to \$500 per year, which would cover CPD's regulatory costs.

2. CAPITAL IMPROVEMENT PROGRAM

Does this legislation create, fund, or amend a CIP Project? ☐ Yes ☒ No

3. SUMMARY OF FINANCIAL IMPLICATIONS

Does this legislation have financial impacts to the City? ☒ Yes ☐ No

Expenditure Change (\$); General Fund	2025	2026 est.	2027 est.	2028 est.	2029 est.
	0	0	0	0	0
Expenditure Change (\$); Other Funds	2025	2026 est.	2027 est.	2028 est.	2029 est.
	0	0	0	0	0

Revenue Change (\$); General Fund	2025	2026 est.	2027 est.	2028 est.	2029 est.
	\$59,400	\$59,400	\$59,400	\$59,400	\$59,400

Revenue Change (\$); Other Funds	2025	2026 est.	2027 est.	2028 est.	2029 est.
	0	0	0	0	0

Number of Positions	2025	2026 est.	2027 est.	2028 est.	2029 est.
	0	0	0	0	0
Total FTE Change	2025	2026 est.	2027 est.	2028 est.	2029 est.
	0	0	0	0	0

3.a. Appropriations

☐ This legislation adds, changes, or deletes appropriations.

3.b. Revenues/Reimbursements

☒ This legislation adds, changes, or deletes revenues or reimbursements.

Anticipated Revenue/Reimbursement Resulting from This Legislation:

Fund Name and Number	Dept	Revenue Source	2025 Revenue	2026 Estimated Revenue
General Fund 00100	FAS	Recycling Licenses	\$59,400	\$59,400
TOTAL			\$59,400	\$59,400

Revenue/Reimbursement Notes:

3.c. Positions

☐ This legislation adds, changes, or deletes positions.

3.d. Other Impacts

Does the legislation have other financial impacts to The City of Seattle, including direct or indirect, one-time or ongoing costs, that are not included in Sections 3.a through 3.c? If so, please describe these financial impacts.

No.

If the legislation has costs, but they can be absorbed within existing operations, please describe how those costs can be absorbed. The description should clearly describe if the absorbed costs are achievable because the department had excess resources within their existing budget or if by absorbing these costs the department is deprioritizing other work that would have used these resources.

N/A

Please describe any financial costs or other impacts of *not* implementing the legislation. Without raising the regulatory fees, the Consumer Protection Division and the Department of Finance and Administrative Services will continue to enforce this regulation without recovering the cost of operating as intended in the Seattle Municipal Code.

4. OTHER IMPLICATIONS

- a. Please describe how this legislation may affect any departments besides the originating department.**

CPD partners with Seattle Public Utilities to ensure that collectors and processors of recyclable materials are complying with City laws.

- b. Does this legislation affect a piece of property? If yes, please attach a map and explain any impacts on the property. Please attach any Environmental Impact Statements, Determinations of Non-Significance, or other reports generated for this property.**

No.

- c. Please describe any perceived implication for the principles of the Race and Social Justice Initiative.**

- i. How does this legislation impact vulnerable or historically disadvantaged communities? How did you arrive at this conclusion? In your response please consider impacts within City government (employees, internal programs) as well as in the broader community.**

CPD's fees are intended to cover the costs of CPD's regulation. If those costs are not paid by the regulated industry, the General Fund covers the costs, which prevents General Fund dollars from being spent on other high priority efforts. This has impacts on government budgets and the ability to provide programming for the broader community.

- ii. Please attach any Racial Equity Toolkits or other racial equity analyses in the development and/or assessment of the legislation.**

N/A

- iii. What is the Language Access Plan for any communications to the public?**

N/A

d. Climate Change Implications

- i. **Emissions:** How is this legislation likely to increase or decrease carbon emissions in a material way? Please attach any studies or other materials that were used to inform this response.

N/A

- ii. **Resiliency:** Will the action(s) proposed by this legislation increase or decrease Seattle's resiliency (or ability to adapt) to climate change in a material way? If so, explain. If it is likely to decrease resiliency in a material way, describe what will or could be done to mitigate the effects.

N/A

- e. **If this legislation includes a new initiative or a major programmatic expansion:** What are the specific long-term and measurable goal(s) of the program? How will this legislation help achieve the program's desired goal(s)? What mechanisms will be used to measure progress towards meeting those goals?

N/A

5. CHECKLIST

- ☐ Is a public hearing required?
- ☐ Is publication of notice with *The Daily Journal of Commerce* and/or *The Seattle Times* required?
- ☒ If this legislation changes spending and/or revenues for a fund, have you reviewed the relevant fund policies and determined that this legislation complies?
- ☐ Does this legislation create a non-utility CIP project that involves a shared financial commitment with a non-City partner agency or organization?

6. ATTACHMENTS

Summary Attachments: None.



Legislation Text

File #: CB 120879, Version: 1

CITY OF SEATTLE

ORDINANCE _____

COUNCIL BILL _____

AN ORDINANCE relating to the Office of Hearing Examiner; increasing Hearing Examiner filing fees; reorganizing the list of fees; and amending Section 3.02.125 of the Seattle Municipal Code.

WHEREAS, the baseline filing fee for Office of Hearing Examiner appeals has not increased since 2012; and

WHEREAS, to account for inflation in the cost of living and a corresponding rise in the cost of filing, the

Office of Hearing Examiner recommends raising the current base appeal fee from \$85 to \$120; and

WHEREAS, an increase in appeal fees would bring City appeals closer to, but still significantly lower than

many other regional jurisdictions; NOW, THEREFORE,

BE IT ORDAINED BY THE CITY OF SEATTLE AS FOLLOWS:

Section 1. Section 3.02.125 of the Seattle Municipal Code, last amended by Ordinance 126878, is amended as follows:

3.02.125 Hearing Examiner filing fees

- A. The filing fee for a case before the City Hearing Examiner is ~~\$((85))~~120, ~~((with the following exceptions:))~~ unless listed otherwise in this Section 3.02.125.
- B. The filing fee for floating home moorage cases (Chapter 7.20) is \$85 per petitioner, to a maximum of \$255. The filing fee for third party utility billing (Chapter 7.25) and refund anticipation loan (Chapter 7.26) cases is \$5.
- C. There is no filing fee for cases arising under the following laws:

Basis for ((Case)) case	((Fee in dollars))

Admission Tax Exemption Revocation (Section 5.40.085) ((.....	No fee
All Gender Restroom Notice of Violation (Section 14.07.040)	No fee
App-Based Worker Deactivation Rights Ordinance (Chapter 8.40)	No fee
App-Based Worker Minimum Payment Ordinance (Chapter 8.37)	No fee
App-Based Worker Paid Sick and Safe Time Ordinance (Chapter 8.39)	No fee))
Cable Communications (Chapter 21.60) ((.....	No fee))
Cannabis Business Citation (Section 6.500.170)	
((Cannabis Jobs Retention Ordinance (Chapter 8.38)	No fee))
Dangerous Animals (Chapter 9.25) ((.....	No fee))
Energy Benchmarking Citation (Chapter 22.920) ((.....	No fee
Fair Contracting Practices Ordinance (Chapter 14.10)	No fee
Fair Employment Practices Ordinance (Chapter 14.04)	No fee))
((Floating Home Moorages (Chapter 7.20)	85 per petitioner 255 maximum
Hazard Pay for Grocery Employees Ordinance (Ordinance 126274)	No fee
Independent Contractor Protections Ordinance (Chapter 14.34)	No fee))
Land Use Code Citation (Chapter 23.91) ((.....	No fee))
Landmark Preservation Controls and Incentives (Section 25.12.530) ((.....	No fee
Marijuana Business Citation (Section 6.500.170)	No fee
Minimum Wage Ordinance (Chapter 14.19)	No fee))
Noise Code Citation (Chapter 25.08) ((.....	No fee))
Office for Civil Rights Ordinances (Chapters 14.04, 14.06, 14.07, 14.08, and 14.10)	
Office of Labor Standards Ordinances (Title 8, Chapters 14.16, 14.17, 14.19, 14.20, 14.33, and 14.34, and Ordinances 126274, 126091, and 126094)	
((Open Housing Ordinance (Chapter 14.08)	No fee
Paid Sick/Safe Leave Ordinance (Chapter 14.16)	No fee
Paid Sick and Safe Time for Gig Workers Ordinance (Ordinance 126091)	No fee
Premium Pay for Gig Workers Ordinance (Ordinance 126094)	No fee
Public Accommodations Ordinance (Chapter 14.06)	No fee
Refund Anticipation Loan (Chapter 7.26)	5))
Relocation Assistance (Chapter 20.84) ((.....	No fee))
SDOT Citation (Chapter 15.91) ((.....	No fee))

Seattle Fire Department Citation (Section 110.4 of the 2018 Seattle Fire Code) ((.....	No fee))
Tenant Relocation Assistance (Chapter 22.210) ((((Third Party Utility Billing (Chapter 7.25)	No fee)) \$
Transportation Network Company Driver Minimum Compensation (Chapter 14.33)	No fee))
Type III or Type IV Land Use Application (Chapter 23.76) ((Use of Criminal History in Employment Decisions (Chapter 14.17)	No fee No fee
Wage Theft Ordinance (Chapter 14.20)	No fee))
Weed and Vegetation Citation (Chapter 10.52) ((Whistleblower Protection Code (Section 4.20.865) ((No fee)) No fee))

~~((B-))~~ D. Filing fees are nonrefundable unless otherwise provided in this Code. The City Hearing Examiner may waive a fee if the person seeking the waiver demonstrates that the fee will cause financial hardship.

Section 2. This ordinance shall take effect on January 1, 2025.

Passed by the City Council the _____ day of _____, 2024, and signed by
me in open session in authentication of its passage this _____ day of _____, 2024.

President _____ of the City Council

Approved / returned unsigned / vetoed this ____ day of _____, 2024.

Bruce A. Harrell, Mayor

Filed by me this _____ day of _____, 2024.

Scheereen Dedman, City Clerk

(Seal)

SUMMARY and FISCAL NOTE

Department:	Dept. Contact:	CBO Contact:
Office of Hearing Examiner	Pat Cole	Lorine Cheung

1. BILL SUMMARY

Legislation Title: AN ORDINANCE relating to the Office of Hearing Examiner; increasing Hearing Examiner filing fees; reorganizing the list of fees; and amending Section 3.02.125 of the Seattle Municipal Code.

Summary and Background of the Legislation: This legislation would raise Hearing Examiner filing fees from \$85 to \$120 to cover filing costs and account for inflation in the cost of living, as measured by the consumer price index, since the fees were last increased in 2012. Historically, the appeal filing fees have been assessed as follows:

1980-1991 - \$25
1991-2012 - \$50
2012-present - \$85.

The proposed increase is to address an adjustment for inflation and bring fees into closer range of other regional jurisdictions. It is approximately a 41% increase in the current filing fee. The increase in appeal fee will also assist in recovering a portion of the costs associated with the filing of a case for the City.

An increase in appeal fees would bring City appeals closer to, but still significantly lower than many other regional jurisdictions. Thurston County and the City of Bellevue do not charge an appeal filing fee, but other jurisdictions do and at \$85 per appeal HXM is currently well below the \$250-\$3360 being charged by other examiners in the state.

Jurisdiction	Filing Fee	Comments
Bellevue	No charge	This might change as City is reviewing its current Fee Schedule.
Portland	No filing fee for citation appeals. Land Use \$250-300, or ½ of the total application fee of the original land use review.	
Spokane	\$250 – all matters	Fee paid directly to dept whose decision is being appealed; OHE doesn't process fees.
Tacoma	\$1250 - land use appeals \$0 - animal control appeals no charge - all other appeals	The land use appeal fee is part of the city's land use fee schedule and is intended to cover some of the direct HE costs associated with a case.
Vancouver	\$2396 – most cases \$181 – cases filed by a neighborhood association \$838 – cases involving a SFR or duplex	

King County	Enforcement action appeals-\$0 All others - \$250	This amount is intended to cover some of the direct HE costs associated with a case.
Pierce County	\$250 – Appeals from Administrative Hearing Decision \$2,775 – SEPA appeal \$3,360 – appeal of other administrative decisions	These amounts are part of the county’s land use fee schedule and are intended to cover most direct HE costs associated with a case.
Snohomish County	\$0 - Animal appeals, Code Enforcement appeals \$500 - Appeals of Type 1 land use decisions \$1500 - SEPA appeals	--Appellants file with the office whose decision they are appealing. --If no hearing is held, the fee is returned. --If a department of the county is the appellant in a matter, there is no fee charged
Spokane County	\$1,367	This amount is reviewed each year and is intended to cover most direct HE costs associated with a case.
Thurston County	No filing fee, but a deposit is required before a hearing date will be set.	The deposit amount ranges from \$400 to \$2,000 based upon the typical number of HE hours required for a particular case type.

Increasing the filing fee from \$85 to \$120 will generate approximately \$3,500 in increased revenue for the General Fund.

2. CAPITAL IMPROVEMENT PROGRAM

Does this legislation create, fund, or amend a CIP Project? ☐ Yes ☒ No

3. SUMMARY OF FINANCIAL IMPLICATIONS

Does this legislation have financial impacts to the City? ☒ Yes ☐ No

Expenditure Change (\$); General Fund	2025 est.	2026 est.	2027 est.	2028 est.	2029 est.
Expenditure Change (\$); Other Funds	2025 est.	2026 est.	2027 est.	2028 est.	2029 est.

Revenue Change (\$); General Fund	2025 est.	2026 est.	2027 est.	2028 est.	2029 est.
	\$3420	\$3600	\$3770	\$3960	\$4200
Revenue Change (\$); Other Funds	2025 est.	2026 est.	2027 est.	2028 est.	2029 est.

Number of Positions	2025 est.	2026 est.	2027 est.	2028 est.	2029 est.
Total FTE Change	2025 est.	2026 est.	2027 est.	2028 est.	2029 est.

3.a. Appropriations

☐ This legislation adds, changes, or deletes appropriations.

3.b. Revenues/Reimbursements

☒ This legislation adds, changes, or deletes revenues or reimbursements.

Anticipated Revenue/Reimbursement Resulting from This Legislation:

Fund Name and Number	Dept	Revenue Source	2025 Estimated Revenue	2026 Estimated Revenue
General Fund – 00100	HXM	Appeal Fees	\$3420	\$3600
TOTAL			\$3420	\$3600

Revenue/Reimbursement Notes:

3.c. Positions

☐ This legislation adds, changes, or deletes positions.

3.d. Other Impacts

Does the legislation have other financial impacts to The City of Seattle, including direct or indirect, one-time or ongoing costs, that are not included in Sections 3.a through 3.c? If so, please describe these financial impacts.

N/A

If the legislation has costs, but they can be absorbed within existing operations, please describe how those costs can be absorbed. The description should clearly describe if the absorbed costs are achievable because the department had excess resources within their existing budget or if by absorbing these costs the department is deprioritizing other work that would have used these resources.

N/A

Please describe any financial costs or other impacts of *not* implementing the legislation.

If the legislation was not implemented, the City would not recover the costs associated with the filing of a case with the Office of Hearing Examiner.

4. OTHER IMPLICATIONS

a. Please describe how this legislation may affect any departments besides the originating department.

N/A

- b. Does this legislation affect a piece of property? If yes, please attach a map and explain any impacts on the property. Please attach any Environmental Impact Statements, Determinations of Non-Significance, or other reports generated for this property.**

No.

- c. Please describe any perceived implication for the principles of the Race and Social Justice Initiative.**

- i. How does this legislation impact vulnerable or historically disadvantaged communities? How did you arrive at this conclusion? In your response please consider impacts within City government (employees, internal programs) as well as in the broader community.**

This increase in appeal filing fees may have a negative impact on both homeowners/tenants and neighborhood association groups, possibly pricing them out of opportunities to appeal city decisions that impact their immediate neighborhoods. HXM does offer an income-based fee waiver to help alleviate any financial impacts to individuals. This fee increase could still negatively impact groups that file appeals, as fee waivers are not available to groups under our current practice.

If the filing fee increase is approved, HXM will undertake a review of its current fee waiver process to assure that there is adequate and equitable access to the fee waiver.

The Office of Hearing Examiner has not done an analysis of fee impact on appellants, but it is our assumption that this increase may have an impact on at least some portion of the population.

Our data shows that fee waivers are rarely requested. There were no fee waiver requests in 2020 and 2022, one in 2021, three in 2023 and three in 2024 to-date. The fee waiver requests in 2023 and 2024 are all from the same case type: Economic Displacement Relocation Assistance.

- ii. Please attach any Racial Equity Toolkits or other racial equity analyses in the development and/or assessment of the legislation.**

N/A

- iii. What is the Language Access Plan for any communications to the public?**

HXM will continue to provide non-English speakers with translation services and have already translated our notices, pamphlets, and guides into Seattle's 7 top-tier languages.

- d. Climate Change Implications**

- i. Emissions: How is this legislation likely to increase or decrease carbon emissions in a material way? Please attach any studies or other materials that were used to inform this response.**

N/A

- ii. **Resiliency:** Will the action(s) proposed by this legislation increase or decrease Seattle's resiliency (or ability to adapt) to climate change in a material way? If so, explain. If it is likely to decrease resiliency in a material way, describe what will or could be done to mitigate the effects.

N/A

- e. **If this legislation includes a new initiative or a major programmatic expansion:** What are the specific long-term and measurable goal(s) of the program? How will this legislation help achieve the program's desired goal(s)? What mechanisms will be used to measure progress towards meeting those goals?

N/A

5. CHECKLIST

- ☐ Is a public hearing required?
- ☐ Is publication of notice with *The Daily Journal of Commerce* and/or *The Seattle Times* required?
- ☐ If this legislation changes spending and/or revenues for a fund, have you reviewed the relevant fund policies and determined that this legislation complies?
- ☐ Does this legislation create a non-utility CIP project that involves a shared financial commitment with a non-City partner agency or organization?

6. ATTACHMENTS

Summary Attachments: None.



Legislation Text

File #: CB 120880, **Version:** 1

CITY OF SEATTLE

ORDINANCE _____

COUNCIL BILL _____

AN ORDINANCE relating to the financing of the Human Capital Management System project; authorizing the loan of funds in the amount of \$11,000,000 from the Finance and Administrative Services Fund to the 2025 Multipurpose LTGO Bond Fund for continuing the work of implementing the Human Capital Management System project; amending Ordinance 126955, which adopted the 2024 Budget, including the 2024-2029 Capital Improvement Program (CIP); changing appropriations to Finance and Administrative Services; and revising project allocations and spending plans for certain projects in the 2024-2029 CIP; and ratifying and confirming certain prior acts; all by a 3/4 vote of the City Council.

WHEREAS, the Human Capital Management System (“HCMS”) project is a technology project that funds the planning, design, and replacement of the aging Human Resource Information System (“HRIS”), which includes the Citywide payroll and benefits system, with a new Human Capital Management (“HCM”) system also known as Workday; and

WHEREAS, the HCMS project was approved by the Enterprise Oversight Board (EOB) in February 2020 and will be managed by FAS Business Systems division in partnership with the Seattle Department of Human Resources (SDHR) and Seattle Department of Information Technology (ITD); and

WHEREAS, the HCMS project is financed by the proceeds of LTGO bonds issued in 2021, 2022, and 2023; and

WHEREAS, the first phase of the HCMS project is scheduled to go live in September 2024 and cash flow requirements for the project in 2024 exceed the estimates that were developed at the time of the 2024 Adopted Budget; and

WHEREAS, the Department of Finance and Administrative Services requires bridge financing for the HCMS project in advance of the 2025 LTGO bond issuance; and

WHEREAS, Seattle Municipal Code subsection 5.06.030.C requires City Council approval by ordinance of any interfund loan for a duration of 90 days or more; and

WHEREAS, in the normal course of business the City may temporarily lend cash between funds to maintain required balances; and

WHEREAS, the Director of Finance and the City Budget Director have determined that this interfund loan request is consistent with the Debt Management Policies adopted by Resolution 31553; and

WHEREAS, there is sufficient cash in the Finance and Administrative Services Fund to support an interfund loan of up to \$11,000,000 through December 31, 2026 and still meet regular budgeted operating needs; and

WHEREAS, funds loaned by the Finance and Administrative Services Fund to the 2025 Multipurpose LTGO Bond Fund for continuing the work of implementing the HCMS project are anticipated to be repaid from the 2025 LTGO bond issuance; NOW, THEREFORE,

BE IT ORDAINED BY THE CITY OF SEATTLE AS FOLLOWS:

Section 1. The Director of Finance is authorized to make a revolving loan of up to \$11,000,000 principal and interest outstanding from the Finance and Administrative Services Fund to the 2025 Multipurpose LTGO Bond Fund to provide bridge financing for the HCMS project that will be financed by authorized limited tax general obligation (LTGO) bond proceeds. The loan is to be repaid no later than December 31, 2026, with interest on the loan at the rate of return of the City's Consolidated Cash Pool. The entire principal and interest amount of the loan drawn is intended to be repaid with proceeds from the sale of tax-exempt LTGO bonds in 2025 and, if needed, in 2026.

Section 2. The Director of Finance may effectuate the loan authorized in Section 1 of this ordinance by transferring cash from the Finance and Administrative Services Fund to the 2025 Multipurpose LTGO Bond Fund, or by carrying the 2025 Multipurpose LTGO Bond Fund in a negative cash position, in an amount not to exceed \$11,000,000 until no later than December 31, 2026. The Director of Finance is further authorized to establish, and modify if necessary, from time to time, a repayment plan and schedule.

Section 3. Appropriations in the 2024 Adopted Budget and project allocations in the 2024-2029 Adopted Capital Improvement Program (CIP) for the following items are increased as follows:

Item	Dept.	Fund	Budget Summary Level/BCL Code	CIP Project Name/ID	CIP Project Appropriation Change
3.1	Finance and Administrative Services	2025 Multipurpose LTGO Bond Fund (37300)	Information Technology (37300-BC-FA-A1IT)	Human Capital Management System (MC-FA-HCMSYS)	\$6,382,949
Net Change					\$6,382,949

Section 4. Any act consistent with the authority of this ordinance taken after its passage and prior to its effective date is ratified and confirmed.

Section 5. This ordinance shall take effect as provided by Seattle Municipal Code Sections 1.04.020 and 1.04.070.

Passed by a 3/4 vote of all the members of the City Council the _____ day of _____, 2024, and signed by me in open session in authentication of its passage this _____ day of _____, 2024.

President _____ of the City Council

Approved / returned unsigned / vetoed this _____ day of _____, 2024.

Bruce A. Harrell, Mayor

Filed by me this _____ day of _____, 2024.

Scheereen Dedman, City Clerk

(Seal)

SUMMARY and FISCAL NOTE

Department:	Dept. Contact:	CBO Contact:
Office of City Finance	Julie Johnson	Lorine Cheung Matt Courtois

1. BILL SUMMARY

Legislation Title: AN ORDINANCE relating to the financing of the Human Capital Management System project; authorizing the loan of funds in the amount of \$11,000,000 from the Finance and Administrative Services Fund to the 2025 Multipurpose LTGO Bond Fund for continuing the work of implementing the Human Capital Management System project; amending Ordinance 126955, which adopted the 2024 Budget, including the 2024-2029 Capital Improvement Program (CIP); changing appropriations to Finance and Administrative Services; and revising project allocations and spending plans for certain projects in the 2024-2029 CIP; and ratifying and confirming certain prior acts; all by a 3/4 vote of the City Council.

Summary and Background of the Legislation:

This legislation authorizes an interfund loan of up to \$11,000,000 from Finance and Administrative Services Fund to the 2025 Multipurpose LTGO Bond Fund to support the Human Capital Management System (“HCMS”) capital project.

The HCMS information technology project funds the planning, design, and replacement of the aging Human Resource Information System (HRIS), which includes the Citywide payroll and benefits system, with a new Human Capital Management (HCM) system. This project, also known as “Workday” is a critical replacement of the City’s timekeeping and payroll system. The project was approved by the Enterprise Oversight Board (EOB) in February 2020 and will be managed out of the FAS Business Systems Division, in partnership with the Seattle Department of Human Resources (SDHR) and Seattle Department of Information Technology (ITD).

This multiyear project is estimated to cost \$50.179 million in total and is being financed by LTGO Bonds, including LTGO bonds issued in 2021, 2022 and 2023. It was anticipated at the time of the 2024 Adopted Budget that bond proceeds from the 2023 LTGO bond sale would be sufficient to meet HCMS cash flow requirements in 2024, however, updated estimates of 2024 cash flow requirements indicate that costs in 2024 will exceed available proceeds. An interfund loan is needed to meet cash flow requirements in 2024 to bridge to the 2025 LTGO bond issuance.

Overall, the total HCMS project cost is anticipated to be less than the overall budget of approximately \$61 million reflected in the adopted 2024-2029 Capital Improvement Program (CIP). The authorization of this interfund loan addresses a change in the anticipated timing of the actual costs to be incurred, while remaining within the overall project budget.

2. CAPITAL IMPROVEMENT PROGRAM

Does this legislation create, fund, or amend a CIP Project?

☒ Yes ☐ No

Project Name:	Master Project I.D.:	Project Location:	Start Date:	End Date:	Total Project Cost Through 2029:
Human Capital Management System (MC-FA-HCMSYS)	MC-FA-HCMSYS	700 5th Ave	2021	2026	\$50,179,000

3. SUMMARY OF FINANCIAL IMPLICATIONS

Does this legislation have financial impacts to the City?

☒ Yes ☐ No

Expenditure Change (\$); General Fund	2024	2025 est.	2026 est.	2027 est.	2028 est.
Expenditure Change (\$); Other Funds	2024	2025 est.	2026 est.	2027 est.	2028 est.
	\$6,382,949	(\$17,139,780)			

Revenue Change (\$); General Fund	2024	2025 est.	2026 est.	2027 est.	2028 est.
Revenue Change (\$); Other Funds	2024	2025 est.	2026 est.	2027 est.	2028 est.

Number of Positions	2024	2025 est.	2026 est.	2027 est.	2028 est.
Total FTE Change	2024	2025 est.	2026 est.	2027 est.	2028 est.

3.a. Appropriations

☒ This legislation adds, changes, or deletes appropriations.

Fund Name and Number	Dept	Budget Control Level Name/Number*	2024 Appropriation Change	2025 Estimated Appropriation Change
2025 Multipurpose LTGO Bond Fund	Dept of Finance and Administr	BC-FA-A1IT	\$11,000,000	\$0

	ative Services			
TOTAL			\$11,000,000	

**See budget book to obtain the appropriate Budget Control Level for your department.*

Appropriations Notes: This legislation increases appropriation for expenditure in 2024 in the 2025 LTGO Bond Fund. The 2025 LTGO Bonds are anticipated to be issued in mid-2025 and will be the source of repayment of the interfund loan. This interfund loan is being established as a revolving loan. In the event that the interfund loan is drawn on following the issuance of the 2025 LTGO bonds, the source of repayment for that draw will be the proceeds of the 2026 LTGO bonds.

3.d. Other Impacts

Does the legislation have other financial impacts to The City of Seattle, including direct or indirect, one-time or ongoing costs, that are not included in Sections 3.a through 3.c? If so, please describe these financial impacts.

Ongoing operating costs to maintain the Workday project are being addressed separately in the 2025 Proposed Budget.

If the legislation has costs, but they can be absorbed within existing operations, please describe how those costs can be absorbed. The description should clearly describe if the absorbed costs are achievable because the department had excess resources within their existing budget or if by absorbing these costs the department is deprioritizing other work that would have used these resources.

Costs are not able to be absorbed within existing operations.

Please describe any financial costs or other impacts of *not* implementing the legislation.

This information technology project, also known as “Workday” is a critical replacement of the City’s timekeeping and payroll system, which is not being supported after 2023. It is critical that the system continue to be implemented without interruption to ensure uninterrupted payroll and timekeeping functions for the City.

4. OTHER IMPLICATIONS

a. Please describe how this legislation may affect any departments besides the originating department.

This information technology project is being implemented in partnership with the Seattle Department of Human Resources (SDHR) and Seattle Information Technology Department (Seattle IT).

- b. Does this legislation affect a piece of property? If yes, please attach a map and explain any impacts on the property. Please attach any Environmental Impact Statements, Determinations of Non-Significance, or other reports generated for this property.**

No

- c. Please describe any perceived implication for the principles of the Race and Social Justice Initiative.**

- i. How does this legislation impact vulnerable or historically disadvantaged communities? How did you arrive at this conclusion? In your response please consider impacts within City government (employees, internal programs) as well as in the broader community.**

N/A

- ii. Please attach any Racial Equity Toolkits or other racial equity analyses in the development and/or assessment of the legislation.**

N/A

- iii. What is the Language Access Plan for any communications to the public?**

N/A

- d. Climate Change Implications**

- i. Emissions: How is this legislation likely to increase or decrease carbon emissions in a material way? Please attach any studies or other materials that were used to inform this response.**

N/A

- ii. Resiliency: Will the action(s) proposed by this legislation increase or decrease Seattle's resiliency (or ability to adapt) to climate change in a material way? If so, explain. If it is likely to decrease resiliency in a material way, describe what will or could be done to mitigate the effects.**

N/A

- e. If this legislation includes a new initiative or a major programmatic expansion: What are the specific long-term and measurable goal(s) of the program? How will this legislation help achieve the program's desired goal(s)? What mechanisms will be used to measure progress towards meeting those goals?**

N/A

5. CHECKLIST

- ☐ **Is a public hearing required? No**
- ☐ **Is publication of notice with *The Daily Journal of Commerce* and/or *The Seattle Times* required? No**

- ☐ **If this legislation changes spending and/or revenues for a fund, have you reviewed the relevant fund policies and determined that this legislation complies? Yes**
- ☐ **Does this legislation create a non-utility CIP project that involves a shared financial commitment with a non-City partner agency or organization? No**

6. ATTACHMENTS

Summary Attachments:

Summary Attachment A – Amended HCMS 2024-2029 CIP Page

Summary Attachment B – HCMS Interfund Loan Request

Human Capital Management System

Project No:	MC-FA-HCMSYS	BSL Code:	BC-FA-A11T
Project Type:	Discrete	BSL Name:	Information Technology
Project Category:	New Investment Stage	Location:	700 5th Ave
Current Project Stage:	5 - Construction	Council District:	Council District 7
Start/End Date:	2021 - 2026	Neighborhood District:	
Total Project Cost:	\$50,179	Urban Village:	Downtown

This technology project funds the planning, design, and replacement of the aging Human Resource Information System (HRIS), which includes the Citywide payroll and benefits system, with a new Human Capital Management (HCM) system. The timing of this project is critical for the Citywide HR, timekeeping and payroll system, which will not be supported after 2023. The project was approved by the Enterprise Oversight Board (EOB) in February 2020 and will be managed out of the FAS Business Systems division, with funding and partnership from Seattle Department of Human Resources (SDHR) and Seattle IT (ITD).

Resources	LTD Actuals	2023 Revised	2024	2025	2026	2027	2028	2029	Total
LTGO Bond Proceeds	11,890	23,245	10,402	4,641	-	-	-	-	50,179
Total:	11,890	23,245	10,402	4,641	-	-	-	-	50,179
Fund Appropriations / Allocations *	LTD Actuals	2023 Revised	2024	2025	2026	2027	2028	2029	Total
2021 Multipurpose LTGO Bond Fund	7,430	70	-	-	-	-	-	-	7,500
2022 Multipurpose LTGO Bond Fund	4,460	13,176	-	-	-	-	-	-	17,636
2023 Multipurpose LTGO Bond Fund	-	10,000	-	-	-	-	-	-	10,000
2024 Multipurpose LTGO Bond Fund	-	-	-	-	-	-	-	-	-
2025 Multipurpose LTGO Bond Fund	-	-	10,402	4,641	-	-	-	-	15,043
Total:	11,890	23,245	10,402	4,641	-	-	-	-	50,179

O&M Impacts: To begin the strategic planning for implementing a new system, both FAS Business Systems and Seattle Department of Human Resources (SDHR) will hire 1.0 FTE and 2.0 FTEs respectively in 2020. Additional funding from ITD will allow for a strategic consulting firm to assist with this body of work and finalize the implementation budget and schedule. Additional staffing and services will be required in 2021 and 2022 for the life of the project.

Summary Attachment B - Interfund Loan Request

Borrowing Fund Name/Fund No.	37300 - 2025 Multipurpose LTGO Bond Fund
Lending Fund Name/Fund No.	TBD
Project Name(s)	Human Capital Management System
CIP Number	MC-FA-HCMSYS
Loan Repayment Sources	LTGO bond sale proceeds
Authorized Loan Amount	\$ 11,000,000
Est. Total Interest Expense	\$ 337,745

Accounting Period	Beginning Loan Balance	Cash Outflows (Loan Draws)	Interest Charge	Cash Inflows (Loan Repayments)	Est. Outstanding Loan Balance
Aug-24	-	2,445,393	8,355	-	2,453,748
Sep-24	2,453,748	3,431,317	20,107	-	5,905,172
Oct-24	5,905,172	1,508,413	25,330	-	7,438,915
Nov-24	7,438,915	1,508,413	30,570	-	8,977,898
Dec-24	8,977,898	1,508,413	35,828	-	10,522,139
Jan-25	10,522,139	-	35,951	-	10,558,090
Feb-25	10,558,090	-	36,073	-	10,594,164
Mar-25	10,594,164	-	36,197	-	10,630,360
Apr-25	10,630,360	-	36,320	-	10,666,681
May-25	10,666,681	-	36,444	-	10,703,125
Jun-25	10,703,125	-	36,569	10,739,694	-
Jul-25	-	-	-	-	-
Aug-25	-	-	-	-	-
Sep-25	-	-	-	-	-
Oct-25	-	-	-	-	-
Nov-25	-	-	-	-	-
Dec-25	-	-	-	-	-
Jan-26	-	-	-	-	-
Feb-26	-	-	-	-	-
Mar-26	-	-	-	-	-
Apr-26	-	-	-	-	-
May-26	-	-	-	-	-
Jun-26	-	-	-	-	-
Jul-26	-	-	-	-	-
Aug-26	-	-	-	-	-
Sep-26	-	-	-	-	-
Oct-26	-	-	-	-	-
Nov-26	-	-	-	-	-
Dec-26	-	-	-	-	-

Interest Rate Assumptions:	
Thru 2025 Q2	4.10%
2025 Q3 Onwards	4.25%

Note: These interest rate assumptions are for planning purposes only. Unless otherwise stated, the actual monthly interest charge will be at the monthly rate of return on the City's consolidated cash pool investments.



Legislation Text

File #: CB 120881, **Version:** 1

CITY OF SEATTLE

ORDINANCE _____

COUNCIL BILL _____

AN ORDINANCE relating to the organization of City government; transferring the administration of the City of Seattle Voluntary Deferred Compensation Plan and Trust from the Seattle Department of Human Resources to Seattle Retirement; authorizing administrative actions necessary to carry out the intent of this ordinance; and amending Sections 4.36.070 and 4.36.505 of the Seattle Municipal Code.

WHEREAS, the Executive Director and staff of the Seattle City Employees' Retirement System administer the City's defined benefit retirement plan providing a pension benefit to eligible City employees and their beneficiaries; and

WHEREAS, the Seattle Human Resources Department currently administers the City of Seattle Voluntary Deferred Compensation Plan and Trust, a defined contribution plan that City employees may utilize to defer wages on a pre-tax basis to save for retirement; and

WHEREAS, consolidating the City's administrative functions of both the Seattle City Employees' Retirement System and the City of Seattle Voluntary Deferred Compensation Plan and Trust to a single department is expected to achieve resource efficiencies and create a more comprehensive service for employees planning for their retirement; and

WHEREAS, consolidating functions is best achieved by transferring the administration of the City of Seattle Voluntary Deferred Compensation Plan and Trust from the Seattle Department of Human Resources to Seattle Retirement designated pursuant to this ordinance; NOW, THEREFORE,

BE IT ORDAINED BY THE CITY OF SEATTLE AS FOLLOWS:

Section 1. The function of administering the City of Seattle Voluntary Deferred Compensation Plan and

Trust shall be transferred from the Seattle Department of Human Resources to Seattle Retirement designated under this ordinance. All authorities, contracts, obligations, equipment, records, assets, liabilities, appropriations, budget authority, positions, and incumbents previously held by the Seattle Department of Human Resources in connection with the City of Seattle Voluntary Deferred Compensation Plan and Trust shall also transfer to Seattle Retirement. However, nothing in this ordinance shall diminish the authority or legal obligations of the governing Plan Committee of the City of Seattle Voluntary Deferred Compensation Plan and Trust, or affect the assets held in trust on behalf of participants and beneficiaries of the City of Seattle Voluntary Deferred Compensation Plan and Trust.

Section 2. Section 4.36.070 of the Seattle Municipal Code, last amended by Ordinance 125109, is amended as follows:

4.36.070 Definitions-"R" through "Z"

Unless a different meaning is plainly required by the context the terms used in this ~~((chapter))~~ Chapter 4.36 shall have the following meanings:

* * *

"Retirement system" means the "City Employees' Retirement System" provided for in Section 4.36.080 and the system of death benefits established therein.

"Seattle Retirement" means the department authorized to provide administrative services for the Seattle City Employees' Retirement System and the City of Seattle Voluntary Deferred Compensation Plan and Trust.

Section 3. Section 4.36.505 of the Seattle Municipal Code, last amended by Ordinance 125109, is amended as follows:

4.36.505 Powers and duties of Board

The administration of the retirement system and retirement fund, including all benefits provided by this Chapter 4.36, is vested in the Board of Administration created in Section 4.36.500, which shall exercise the powers and duties conferred upon it by Section 4.36.500. Additionally:

* * *

I. The Board is authorized to approve reasonable allocations of expenses for the joint administration of the City of Seattle Voluntary Deferred Compensation Plan and Trust together with the Seattle City Employees' Retirement System. Expenses attributable to the City of Seattle Voluntary Deferred Compensation Plan and Trust shall be paid solely by such Plan and Trust or by the City. Expenses attributable to the Seattle City Employees' Retirement System shall be paid solely by the Retirement Fund or by the City.

Section 4. The Seattle Department of Human Resources, and the Board of Administration and Executive Director of the Seattle City Employees' Retirement System, may take administrative actions necessary to carry out the intent of this ordinance.

Section 5. This ordinance shall take effect and be in force on January 1, 2025.

Passed by the City Council the _____ day of _____, 2024, and signed by
me in open session in authentication of its passage this _____ day of _____, 2024.

President _____ of the City Council

Approved / returned unsigned / vetoed this _____ day of _____, 2024.

Bruce A. Harrell, Mayor

Filed by me this _____ day of _____, 2024.

Scheereen Dedman, City Clerk

(Seal)

SUMMARY and FISCAL NOTE

Department:	Dept. Contact:	CBO Contact:
RET	Paige Alderete	Dave Hennes

1. BILL SUMMARY

Legislation Title: AN ORDINANCE relating to the organization of City government; transferring the administration of the City of Seattle Voluntary Deferred Compensation Plan and Trust from the Seattle Department of Human Resources to Seattle Retirement; authorizing administrative actions necessary to carry out the intent of this ordinance; and amending Sections 4.36.070 and 4.36.505 of the Seattle Municipal Code.

Summary and Background of the Legislation:

The Executive Director and staff of the Seattle City Employees' Retirement System administer the City's defined benefit retirement plan providing a pension benefit to eligible City employees and their beneficiaries, while the Seattle Department of Human Resources (SDHR) currently administers the City of Seattle Voluntary Deferred Compensation Plan and Trust, a defined contribution plan that City employees may utilize to defer wages on a pre-tax basis to save for retirement.

Consolidating the City's administrative functions of both the Seattle City Employees' Retirement System and the City of Seattle Voluntary Deferred Compensation Plan and Trust to a single department is expected to achieve resource efficiencies and create a more comprehensive service for employees planning for their retirement.

This is best achieved by transferring the administration of the City of Seattle Voluntary Deferred Compensation Plan and Trust from the Seattle Department of Human Resources to the Seattle Retirement department.

Budget for the Deferred Compensation Program previously appropriated to SDHR will be transferred to a new budget summary level in Seattle Retirement. There is no net change to the General Fund, and all costs of the Deferred Compensation Program, including staff salaries, will continue to be fully-funded by account fees managed by the City's Deferred Compensation record keeper.

2. CAPITAL IMPROVEMENT PROGRAM

Does this legislation create, fund, or amend a CIP Project? ☐ Yes ☒ No

3. SUMMARY OF FINANCIAL IMPLICATIONS

Does this legislation have financial impacts to the City? ☐ Yes ☒ No

3.a. Appropriations

☐ This legislation adds, changes, or deletes appropriations.

Fund Name and Number	Dept	Budget Control Level Name/Number*	2024 Appropriation Change	2025 Estimated Appropriation Change
General Fund 00100	SHR	BO-HR-N6000		-555,280.91
General Fund 00100	RET	BO-RE-R2R00		555,280.91
TOTAL				0.00

*See budget book to obtain the appropriate Budget Control Level for your department.

Appropriations Notes: While Deferred Compensation staff salaries were initially captured by SDHR using the General Fund, there actually is no General Fund impact, as all costs of the Deferred Compensation Program, including staff salaries, are reimbursed/funded by account fees managed by the City's Deferred Compensation record keeper (currently Nationwide).

The change in appropriations occurs in the 2025 Budget Adoption ordinance, but is illustrated here for transparency.

3.b. Revenues/Reimbursements

☐ This legislation adds, changes, or deletes revenues or reimbursements.

Anticipated Revenue/Reimbursement Resulting from This Legislation:

Fund Name and Number	Dept	Revenue Source	2024 Revenue	2025 Estimated Revenue
General Fund 00100	SHR	DC Account fees (Nationwide)	0	-555,280.91
General Fund 00100	RET	DC Account fees (Nationwide)	0	555,280.91
TOTAL				

The change in revenues occurs in the 2025 Budget Adoption ordinance, but are illustrated here for transparency.

3.c. Positions

☐ This legislation adds, changes, or deletes positions.

The following positions are being transferred from the Seattle Department of Human Resources to the Retirement Department via the 2025 Budget Adoption Ordinance (illustrated here for transparency). No positions are being created or eliminated through this action. There is no General Fund impact, as all costs of the Deferred Compensation Program, including staff

salaries, are funded by account fees managed by the City's Deferred Compensation record keeper.

Position # for Existing Positions	Position Title & Department*	Fund Name & Number	PT/FT	2025 Positions	2025 FTE
10005670	Deferred Compensation Manager	General Fund 00100	FT	1.0	1.0
10004819	Deferred Compensation Senior Analyst	General Fund 00100	FT	1.0	1.0
10005913	Deferred Compensation Analyst	General Fund 00100	FT	1.0	1.0
TOTAL				3.0	3.0

3.d. Other Impacts

Does the legislation have other financial impacts to The City of Seattle, including direct or indirect, one-time or ongoing costs, that are not included in Sections 3.a through 3.c? If so, please describe these financial impacts.

No.

If the legislation has costs, but they can be absorbed within existing operations, please describe how those costs can be absorbed. The description should clearly describe if the absorbed costs are achievable because the department had excess resources within their existing budget or if by absorbing these costs the department is deprioritizing other work that would have used these resources.

N/A

Please describe any financial costs or other impacts of *not* implementing the legislation.

There may be minimal costs to transition and relocate Deferred Compensation Staff from the Seattle Municipal Tower to the Pacific Building where SCERS is located. None of these costs will impact the General Fund.

4. OTHER IMPLICATIONS

a. Please describe how this legislation may affect any departments besides the originating department.

SDHR and RET will be affected in this transition and have been working closely on the coordination.

- b. Does this legislation affect a piece of property? If yes, please attach a map and explain any impacts on the property. Please attach any Environmental Impact Statements, Determinations of Non-Significance, or other reports generated for this property.**
No
- c. Please describe any perceived implication for the principles of the Race and Social Justice Initiative.**
- i. How does this legislation impact vulnerable or historically disadvantaged communities? How did you arrive at this conclusion? In your response please consider impacts within City government (employees, internal programs) as well as in the broader community.**
N/A
 - ii. Please attach any Racial Equity Toolkits or other racial equity analyses in the development and/or assessment of the legislation.**
N/A
 - iii. What is the Language Access Plan for any communications to the public?**
N/A
- d. Climate Change Implications**
- i. Emissions: How is this legislation likely to increase or decrease carbon emissions in a material way? Please attach any studies or other materials that were used to inform this response.**
N/A
 - ii. Resiliency: Will the action(s) proposed by this legislation increase or decrease Seattle's resiliency (or ability to adapt) to climate change in a material way? If so, explain. If it is likely to decrease resiliency in a material way, describe what will or could be done to mitigate the effects.**
N/A
- e. If this legislation includes a new initiative or a major programmatic expansion: What are the specific long-term and measurable goal(s) of the program? How will this legislation help achieve the program's desired goal(s)? What mechanisms will be used to measure progress towards meeting those goals?**
N/A

5. CHECKLIST

- ☐ Is a public hearing required?
- ☐ Is publication of notice with *The Daily Journal of Commerce* and/or *The Seattle Times* required?

- ☐ **If this legislation changes spending and/or revenues for a fund, have you reviewed the relevant fund policies and determined that this legislation complies?**
- ☐ **Does this legislation create a non-utility CIP project that involves a shared financial commitment with a non-City partner agency or organization?**

6. ATTACHMENTS

Summary Attachments: None.



Legislation Text

File #: CB 120882, Version: 1

CITY OF SEATTLE

ORDINANCE _____

COUNCIL BILL _____

AN ORDINANCE relating to fees and charges for permits and activities of the Seattle Department of Construction and Inspections, related fees by other departments, and technical corrections; repealing Chapter Section 22.504 of the Seattle Municipal Code; and amending Sections 22.504.010, 22.900B.010, 22.900B.020, 22.900C.010, 22.900D.010, 22.900D.090, 22.900D.100, 22.900D.110, 22.900D.140, 22.900D.150, 22.900D.160, 22.900E.020, 22.900E.030, 22.900E.040, 22.900E.050, 22.900G.010, and 22.900G.030 of the Seattle Municipal Code.

BE IT ORDAINED BY THE CITY OF SEATTLE AS FOLLOWS:

Section 1. Chapter 22.504 of the Seattle Municipal Code, last amended by Ordinance 123453, is repealed:

~~((Chapter 22.504 PERMITS AND INSPECTIONS~~

~~22.504.010 Permit fees~~

~~An applicant for a permit to do work under this Plumbing Code shall pay for each permit, at the time of issuance, a fee in accordance with the following schedule, and at the rate provided for each classification shown in the schedule:~~

~~A. Schedule of Fees~~

~~Plumbing permit fees for fixtures or traps are calculated according to Table A-1. Reduced pressure principle backflow prevention devices and double check valve assemblies require separate permits and are calculated according to Table A-1.~~

~~For each atmospheric vacuum breaker in irrigation systems, tanks, vats, etc., or for installation on unprotected plumbing fixtures including necessary water piping~~

~~Vacuum breaker-one to five each device \$10~~

~~Vacuum breaker-over five each device \$5~~

~~Pressure vacuum breaker-each \$10~~

Table A-1 – PLUMBING AND BACKFLOW PREVENTION PERMITS		
# of Fixtures	Plumbing Permit Fee	Backflow Prevention Permit Fee
1	\$140	\$140
2-3	\$210	\$210
4-6	\$298	\$298
7-10	\$333	\$333
11 on	\$333 + \$8/fixture	\$333 + \$8/fixture

B. Fees for Miscellaneous Inspection Services

~~Fees for inspection service outside regular working hours or for inspection service requested but not covered by a permit will be charged for at a rate equal to the cost of performing the service.~~

~~Fees for permanent location inspection of factory housing or modular unit containing plumbing For each single-family dwelling or each modular unit containing plumbing \$20~~

~~Plumbing permit includes on-site connections of building drain extensions, water service and necessary gas piping connections.~~

~~Additional plumbing fixtures installed after factory installation of plumbing for each plumbing fixture or trap \$10~~

~~Fees for reconnection and retest of plumbing systems in relocated buildings For each building containing plumbing \$20~~

~~Plumbing permit includes on-site connections of building drain extensions, water service and necessary gas piping connections.~~

~~Additional plumbing fixtures installed after relocation for each plumbing fixture or trap \$10~~

~~C. For the purpose of this section, "fixture" means and includes an appliance that is connected with a water, drain or vent pipe, but a sillcock faucet or hose bibb is not considered a fixture. A sanitary plumbing outlet on or to which a plumbing fixture or appliance may be set or attached shall be construed to be a fixture.~~

~~D. Any person who commenced any work for which a permit is required by this Plumbing Code without first having obtained such permit shall upon subsequent application for the permit pay double the fee fixed by the schedule of fees for the work in subsections A and B of this section unless it is proved to the satisfaction of the Administrative Authority that the work was urgently necessary and that it was not practical to obtain a permit prior to the commencement of the work. In all such emergency cases, a permit shall be obtained as soon as it is practical to do so, and if there is an unreasonable delay in obtaining the permit, a double fee shall be charged as provided in this Code.~~

~~E. A reinspection fee of \$130 may be assessed for each inspection or reinspection if the portion of work for which inspection is called is not complete or if corrections called for are not made. This subsection does not require inspection fees the first time a job is rejected for failure to comply with this Code, but is intended to control the practice of calling for inspection or reinspection.~~

~~Reinspection fees may be assessed if the permit is not properly posted on the work site, the work to be inspected is not under test, for failure to provide access on the date for which inspection is requested or for failure to make required corrections. Requests for reinspection shall be made in writing upon forms furnished for that purpose, and shall be accompanied by the reinspection fee in accordance with this section. If reinspection fees have been assessed, additional inspection of the work shall not be performed until the required fees have been paid.~~

22.504.020 Refund of fees

~~If the work for which a permit fee has been paid is not be started, the Administrative Authority, upon proper application for refund and surrender of the permit for cancellation, shall issue a refund. In determining the amount of refund due, the Administrative Authority shall deduct the amount of the basic fee to cover the cost of~~

administration of the permit. A refund shall not be made for an expired permit.))

Section 2. Section 22.900B.010 of the Seattle Municipal Code, last amended by Ordinance 126935, is amended as follows:

22.900B.010 Base fee and hourly rate

A. The SDCI base fee shall be charged as specified in this Subtitle IX and shall be ~~(((\$257))~~ \$274.

B. Any services provided by the Department for which an hourly charge is assessed shall be charged at a rate specified in this Subtitle IX.

The hourly rate for land use review is ~~(((\$439))~~ \$467. The rate for all other hourly fees is ~~(((\$257))~~ \$274 an hour except where a different hourly rate is specified in this Subtitle IX. Where "SDCI hourly rate" is specified in this Subtitle IX, the rate is ~~(((\$257))~~ \$274 an hour.

C. If an hourly rate is specified, overtime shall be charged at that same rate. If no hourly rate is specified, overtime shall be charged at ~~(((\$257))~~ \$274 an hour. All overtime shall require approval by the Director. The minimum fee for each overtime request shall be one hour, with minimum increments of 1/4 hour, in addition to other permit fees established by this Subtitle IX.

Section 3. Section 22.900B.020 of the Seattle Municipal Code, last amended by Ordinance 126935, is amended as follows:

22.900B.020 Miscellaneous and special fees

* * *

D. Address change

The fee to correct the address on an application or, if applicable, on an issued permit is ~~(((\$69.75))~~ \$74.25. If an address change is requested that is unrelated to an application for a permit or for an issued permit, a fee of one multiplied by the base fee shall be assessed.

E. Copies of electronic and microfilm records

Charges for plans reproduced from electronic records or from the microfilm library are shown in Table B-1 for 22.900B.020.

Table B-1 for 22.900B.020- Fees for Reproductions from Electronic or Microfilm Records	
Page Size	Price
Electronic Records	
8½" x 11"	(((\$0.80)) <u>\$0.85</u> per printed page
11" x 17"	(((\$0.80)) <u>\$0.85</u> per printed page
Microfilm Records	
8½" x 11"	(((\$1.75)) <u>\$1.85</u> per copied page
11" x 17"	(((\$1.75)) <u>\$1.85</u> per copied page

Both sizes	\$0.10 per scanned image
------------	--------------------------

* * *

Section 4. Section 22.900C.010 of the Seattle Municipal Code, last amended by Ordinance 126935, is amended as follows:

22.900C.010 Land use fees

* * *

Table C-1 for 22.900C.010-LAND USE FEES	
A. MASTER USE PERMIT, ENVIRONMENTAL CRITICAL AREAS, CITY COUNCIL, HEARING EXAMINER APPROVALS	
Hours worked beyond those covered by minimum will be charged the Land Use hourly rate, unless otherwise noted, and are payable at time of invoice.	
Type of Land Use Review	Minimum Fee
General-first 10 hours of review	Land Use Hourly × 10
Low-Income Housing-first 24 hours of review ¹	Land Use Hourly × 10
1. Administrative conditional uses (ACUs) ACUs for community centers, child care centers, adult day care centers, private schools, religious facilities, and public and private libraries in neighborhood residential and multi-family zones shall be charged a minimum fee of ((\$2,195)) <u>\$2,335</u> for the first 20 hours of review. Additional hours shall be charged at the Land Use hourly rate. This exception applies if the application is for an ACU only, or an ACU combined with a variance application.	
2. Design Review The minimum fee for Administrative Design Review, Master Planned Community Design Review and Streamlined Design Review is ((\$4,390)) <u>\$4,670</u> . The minimum fee for full Design Review is ((\$8,780)) <u>\$9,340</u> , which covers the first 20 hours of review. Refer to subsection 15 of Table C-1 for 22.900C.010 for fees related to Design Review for Tree Protection.	
3. Environmental reviews (SEPA), including projects with more than one addressed site.	
4. Environmentally critical areas (ECA)	
a. Environmentally Critical Areas variance ²	
b. ECA Exception	
c. Environmentally Critical Areas Administrative Conditional Use	
5. Shoreline permits	
a. Substantial development permits	
b. Variances ² and conditional uses	
6. Short subdivisions ³ ; refer to subsection 10 of Table D-2 for 22.900D.010 for additional fees that apply to this permit type	

7. Special exceptions	
8. Variances ² Variances for community centers, child care centers, adult care centers, private schools, religious facilities, and public and private libraries in neighborhood residential and multi-family shall be charged a minimum fee of ((\$2,195)) <u>\$2,335</u> for the first 20 hours. Additional hours shall be charged at the Land Use hourly rate. This exception applies if the application is for a variance on a variance combined only with an ACU application.	
9. Type II land use approvals such as, but not limited to, planned community/residential development, major phased developments, and other Type II approvals that are not categorized otherwise in the C-1 for 22.900C.010.	
10. The minimum fee for Council conditional uses, Rezones, Public Projects, and all other Type V land use approvals shall be ((\$8,780)) <u>\$9,340</u> , which covers the first 20 hours of review.	
11. Full subdivisions ⁴ ; refer to subsection 10 of Table D-2 for 22.900D.010 for additional fees that apply to this permit type	
12. Reserved	
13. Reserved	
* * *	
C. NON-HOURLY LAND USE FEES	
Type of Land Use Review	Fee
42. Curb cuts as a separate component	
a. Single-family residential	((\$105.35)) <u>\$112.20</u> each
b. Other than single-family residential	((\$208.35)) <u>\$221.90</u> each
43. File Management	SDCI Base Fee × 1
a. Placing projects on hold at applicant request	
b. Splitting or combining projects	
44. Intake appointments for land use reviews; fee charged for each occurrence	SDCI Base Fee × 1
45. Notice. All notice is charged based upon type for each occurrence. ⁸	
a. Land use information bulletin (GMR notice)	SDCI Base Fee × 1
b. Posting large sign or placards	((\$159.35)) <u>\$169.70</u>
c. Mailed notice	SDCI Base Fee per 500 pieces of mail or portions thereof
d. DJC decision publication	((\$250)) <u>\$266.25</u>
e. Neighborhood newspaper publication	Rate charged by newspaper
f. Public meeting room rental and/or associated costs	((\$160.55)) <u>\$170.95</u>
46. Rebuild Letters	

a. With research	SDCI Base Fee × 1
b. Without research	((\$53.90)) <u>\$57.40</u>
47. Records research by the Public Resource Ce	SDCI Base Fee × 1
48. Recording Fees, for LBA or Short Subdivisi	Rate charged by King County ⁹
49. Shoreline Extensions	SDCI Base Fee × 1

Footnotes to Table C-1 for 22.900C.010: ¹ For purposes of these land use fees, low-income housing that both (1) satisfies the definition of "housing, low income" in Section 23.84A.016; and where at least 50 percent of the total gross floor area of each structure on the site is committed to income housing use for at least 20 years. ² The single variance fee shall be applicable whether the project requires one or multiple variances. ³ Includes short subdivisions in environmentally critical areas. ⁴ Includes unit-lot subdivisions and full subdivisions in environmentally critical areas. ⁵ The fee applies if design review is initiated only for tree protection and the application has no other review under Items 1-14. ⁶ The fees for interpretations of Chapters 25.12, 25.16, 25.20, 25.21, 25.22, 25.23, and 25.30 shall be collected by the Director of the Department of Neighborhoods. ⁷ The pre-application conference fee covers a one-hour conference and one hour of research and/or follow-up review time that normally occurs, for a total of two hours. Additional pre-application review time will be charged at the Land Use hourly rate. See also subsection 22.900C.010.D. ⁸ Additional notice may be given in certain circumstances including but not limited to the following: reinstallation of environmental review signs; reposting of the land use review or environmental signs; new component reviews added subsequent to the original notice; revised decisions; and changes to the scope of the project. ⁹ Recording fees will be charged at the current rate as established and charged by King County at the time of document recording.

Section 5. Section 22.900D.010 of the Seattle Municipal Code, last amended by Ordinance 126935, is amended as follows:

22.900D.010 Development permit fees

* * *

Table D-1 for 22.900D.010 - CALCULATION OF THE DEVELOPMENT FEE INDEX	
Total Valuation	Development Fee Index
\$0 to \$1,000	((\$257)) <u>\$274</u> for the first \$1,000 of value or fraction thereof
\$1,001 to \$25,000	((\$257)) <u>\$274</u> for the first \$1,000 of value plus (\$100) <u>\$100</u> for each additional \$100 of value or fraction thereof
\$25,001 to \$50,000	((\$557)) <u>\$598</u> for the first \$25,000 of value plus (\$100) <u>\$100</u> for each additional \$100 of value or fraction thereof

\$50,001 to \$75,000	(((\$857)) <u>\$923</u> for the first \$50,000 of value plus each additional \$100 of value or fraction thereof
\$75,001 to \$100,000	(((\$1,144.50)) <u>\$1,235.50</u> for the first \$75,000 of value plus each additional \$100 of value or fraction thereof
\$100,001 to \$175,000	(((\$1,419.50)) <u>\$1,535.50</u> for the first \$100,000 of value plus each additional \$1,000 of value or fraction thereof
\$175,001 to \$250,000	(((\$1,832)) <u>\$2,023</u> for the first \$175,000 of value plus each additional \$1,000 of value or fraction thereof
\$250,001 to \$500,000	(((\$2,244.50)) <u>\$2,510.50</u> for the first \$250,000 of value plus each additional \$1,000 of value or fraction thereof
\$500,001 to \$750,000	(((\$3,557)) <u>\$4,073</u> for the first \$500,000 of value plus each additional \$1,000 of value or fraction thereof
\$750,001 to \$1,000,000	(((\$4,807)) <u>\$5,573</u> for the first \$750,000 of value plus each additional \$1,000 of value or fraction thereof
\$1,000,001 to \$1,500,000	(((\$6,057)) <u>\$7,073</u> for first \$1,000,000 of value plus each additional \$1,000 of value or fraction thereof
\$1,500,001 to \$2,000,000	(((\$8,432)) <u>\$9,948</u> for the first \$1,500,000 of value plus each additional \$1,000 of value or fraction thereof
\$2,000,001 to \$2,500,000	(((\$10,807)) <u>\$12,698</u> for first \$2,000,000 of value plus each additional \$1,000 of value or fraction thereof
\$2,500,001 to \$3,000,000	(((\$12,932)) <u>\$15,198</u> for the first \$2,500,000 of value plus each additional \$1,000 of value or fraction thereof
\$3,000,001 to \$3,500,000	(((\$15,057)) <u>\$17,698</u> for first \$3,000,000 of value plus each additional \$1,000 of value or fraction thereof
\$3,500,001 to \$4,000,000	(((\$17,057)) <u>\$19,948</u> for first \$3,500,000 of value plus each additional \$1,000 of value or fraction thereof
\$4,000,001 to \$4,500,000	(((\$19,057)) <u>\$22,073</u> for first \$4,000,000 of value plus each additional \$1,000 of value or fraction thereof
\$4,500,001 to \$5,000,000	(((\$20,807)) <u>\$23,948</u> for the first \$4,500,000 of value plus each additional \$1,000 of value or fraction thereof
\$5,000,001 to \$10,000,000	(((\$22,557)) <u>\$25,823</u> for the first \$5,000,000 of value plus each additional \$1,000 of value or fraction thereof
\$10,000,001 to \$25,000,000	(((\$37,557)) <u>\$42,073</u> for the first \$10,000,000 of value plus each additional \$1,000 of value or fraction thereof
\$25,000,001 to \$50,000,000	(((\$82,557)) <u>\$90,823</u> for the first \$25,000,000 of value plus each additional \$1,000 of value or fraction thereof
\$50,000,001 to \$75,000,000	(((\$157,557)) <u>\$172,073</u> for the first \$50,000,000 of value plus each additional \$1,000 of value or fraction thereof

\$75,000,001 to \$100,000,000	(((\$220,057)) <u>\$240,823</u> for the first \$75,000,000 <u>\$2.75</u> for each additional \$1,000 of value or fraction
\$100,000,001 to \$150,000,000	(((\$282,557)) <u>\$309,573</u> for the first \$100,000,000 <u>\$2.25</u> for each additional \$1,000 of value or fraction
\$150,000,001 to \$200,000,000	(((\$382,557)) <u>\$422,073</u> for the first \$150,000,000 <u>\$2.25</u> for each additional \$1,000 of value or fraction
\$200,000,001 and up	(((\$482,557)) <u>\$534,573</u> for the first \$200,000,000) <u>\$2</u> for each additional \$1,000 of value or fraction

Table D-2 for 22.900D.010 - CALCULATION OF DEVELOPMENT FEES DETERMINED

Type of Development	Percent of Development Fee Index (DFI) Calculated from Project Value as Specified in Table D-1 ¹ for 22.900D.010	
	Permit Fee	Plan Review Fee
* * *		
5. Blanket permit review fees:		
a. Tenant alterations applied for 18 months of the date of issuance of certificate of occupancy within 18 months of the date of issuance of certificate of occupancy where the area of work is more than 10,000 square feet.	(((\$3.30)) <u>\$3.50</u> per 100 square feet ¹	(((\$3.75)) <u>\$4.00</u> per 100 square feet ¹
b. Tenant alterations applied for 18 months of the date of issuance of certificate of occupancy	100% of DFI	100% of DFI
6. Initial tenant alterations applied for 18 months of the date of issuance of certificate of occupancy (nonblanket shell and core initial tenant improvements to shell and core)	50% of DFI based on new building value of shell and core	50% of DFI based on new building value of shell and core
* * *		
14. Single-family seismic retrofits		
a. Permit for work in full compliance with Project Impact Standards/Plans for earthquake home retrofit (EHR)	Base fee × 1	None

b. Permit for work in partial compliance with ((Project Impact Standards/Plan earthquake home retrofit (EHR)) additional engineering design of not in compliance	Base fee × 1	SDCI hourly rate with 1 hour minimum
c. Voluntary seismic upgrades engineering/design and not per ((Standards/Plans)) prescriptive earthquake retrofit (EHR) plan set	100% of DFI	100% of DFI
* * *		
Footnotes to Table D-2 for 22.900D.010 ¹ The minimum permit fee or plan review fee for value-based plan review fee for subject-to-field-inspection (STFI) value-based plan review is (((\$102.95)) \$102.95) initial tenants that reflect the use and occupancy established in the shell and core permit. The value used in calculating value for the shell and core permit. ⁴ If a swimming pool is located within an building plans for that building, a separate fee shall not be charged for the swimming pool. The square area of the principal occupancy of the building. ⁵ This fee shall not apply to any on-site, temporary permit is in force. ⁶ Master use permit fees for such temporary uses shall be charged according to		

* * *

H. Certificate of Occupancy. The issuance of a Certificate of Occupancy for existing buildings, either if no Certificate of Occupancy has previously been issued or if a change of occupancy is requested, requires a building permit. If there is no construction valuation (there is no work that would require a building permit), the minimum building permit fee shall be assessed. In addition to the minimum building permit fee, if records research, plan examination or inspection is required, charges shall be assessed at the SDCI hourly rate. If work is being done as authorized by a permit, the permanent Certificate of Occupancy fee is not assessed in addition to the building permit fee. The fee for a temporary Certificate of Occupancy shall be charged at the rate of 1/2 the base fee. The fee for the duplication of a Certificate of Occupancy is (((\$43.05)) \$45.85) unless records research, plan examination, or inspection is required, in which case charges shall be assessed at the SDCI hourly rate.

* * *

Section 6. Section 22.900D.090 of the Seattle Municipal Code, last amended by Ordinance 126709, is amended as follows:

22.900D.090 Permit fees for mechanical equipment and systems, other than boilers and pressure vessels and refrigeration systems

* * *

Table D-8 for 22.900D.090 - PERMIT FEES FOR MECHANICAL EQUIPMENT

Type of Installation	Fee
Forced air, gravity-type, or floor furnace, gas or oil burner, heat pump, recessed wall heater or floor-mount heater, wall furnace, circulating heater, or woodstove insert including ducts and burners attached thereto	(((\$53.20)) <u>\$56.65</u> per unit
New gas or oil burners and newly installed used burners ¹	(((\$66.55)) <u>\$70.90</u> per unit
Appliance vents Class A, B, BW, or L if installed	(((\$52.75)) <u>\$56.20</u> per unit
Mechanical air-moving systems	See Table D-2 for 22.900D.010
Appliances or equipment or other work not classed in other categories, or for which no other fee is listed	Hourly at the SDCI hourly rate. Minimum of 1/2 hour.
Footnote to Table D-8 for 22.900D.090 ¹ See Table D-12 for 22.900D.110 for rates for burners in	

Section 7. Section 22.900D.100 of the Seattle Municipal Code, last amended by Ordinance 126709, is amended as follows:

22.900D.100 Refrigeration equipment and systems

A. Fees for the installation, addition, repair, replacement, and alteration of refrigeration equipment and systems shall be charged as set in Table D-10 for 22.900D.100.

B. Temporary installations of ten days' duration or less, made for the purposes of exhibition, display, or demonstration, shall be charged a fee of (((\$65.60)) \$69.85 for each installation.

Table D-10 for 22.900D.100 - REFRIGERATION PERMIT FEES ¹	
Type or Size of System/Equipment	Fee
Basic fee²	(((\$37.45)) <u>\$39.90</u>
((Additional installation fee per compressor)) <u>Additional installation fee per compressor</u>	<u>Fee</u>
0-5 tons	(((\$31.35)) <u>\$33.40</u>
6-25 tons	(((\$63.70)) <u>\$67.85</u>
26-100 tons	(((\$119.25)) <u>\$127</u>
101-500 tons	(((\$168.20)) <u>\$179.15</u>
Over 500 tons	(((\$204.30)) <u>\$217.60</u>
Repair and alteration (value of work)	<u>Fee</u>
\$0-\$1,000	(((\$31.35)) <u>\$33.40</u>

\$1,001-\$5,000	(((\$45.60)) <u>\$48.55</u>
\$5,001-\$10,000	(((\$78.85)) <u>\$84</u>
Over \$10,000	(((\$77.90)) <u>\$82.95</u> plus (((\$31.35)) <u>\$33.40</u> /each \$5,000 or fraction thereof of valuation above \$10,000
Footnotes to Table D-10 for 22.900D.100 ¹ Where the application for permit shows horsepower rather than cooling tonnage, the fees of this table shall apply at a rate of one horsepower equals one ton of cooling capacity. ² The basic fee applies to new installations, repairs, and alterations.	

Section 8. Section 22.900D.110 of the Seattle Municipal Code, last amended by Ordinance 126935, is amended as follows:

22.900D.110 New installations and alternations of boilers and pressure vessels

* * *

Table D-12 for 22.900D.110 - INSTALLATION PERMIT FEES FOR BOILERS AND PRESSURE VESSELS

Type of Installation			Installation Fee
Boilers	Heated By Combustion Products Heat (In KW)	Electric Power Input (In KW)	
	0-250	0-200	(((\$283.10)) <u>\$329.8</u>
	>250-500	201-400	(((\$420.35)) <u>\$489.7</u>
	>500-750	401-600	(((\$563.70)) <u>\$656.7</u>
	>750-1,000	601-800	(((\$813.70)) <u>\$947.9</u>
	> 1,000	Over 800	(((\$1,029.40)) <u>\$1,199.25</u>
Pressure Vessels ¹	Length times diameter in square feet		
	0-15		(((\$189.95)) <u>\$221.3</u>
	>15-30		(((\$248.80)) <u>\$289.8</u>
	>30-50		(((\$360.30)) <u>\$419.7</u>
	>50-100		(((\$464.40)) <u>\$541.0</u>
	>100		(((\$563.70)) <u>\$656.7</u>
Burner ²	0-12,500,000 Btu/hr		(((\$283.10)) <u>\$329.8</u> (each fuel)
	Over 12,500,000 Btu/hr		(((\$438.70)) <u>\$511.1</u> (each fuel)

Automatic certificate	0-12,500,000 Btu/hr	(((\$283.10)) <u>\$329.8</u> (each fuel)
	Over 12,500,000 Btu/hr	(((\$438.70)) <u>\$511.1</u> (each fuel)
Monitoring System	Per Boiler	(((\$523.30)) <u>\$609.6</u>
* * *		

Section 9. Section 22.900D.140 of the Seattle Municipal Code, last amended by Ordinance 126935, is amended as follows:

22.900D.140 New installations and alterations of elevators and other conveyances

* * *

Table D-13 for 22.900D.140 - PERMIT FEES FOR ELEVATORS AND OTHER CONVEYANCES	
New Installations and Relocations	
Type of Conveyance	Fee
Hydraulic elevators	(((\$739)) <u>\$842.45</u> plus (((\$63.75)) <u>\$72.70</u> per hoistway opening
Cabled geared and gearless elevators	(((\$1,416.65)) <u>\$1,615</u> plus (((\$107.80)) <u>\$122.90</u> per hoistway opening
Residential hydraulic and cabled elevators	(((\$557.55)) <u>\$635.60</u>
Dumbwaiters, manual doors	(((\$268.35)) <u>\$305.90</u> plus (((\$31.90)) <u>\$36.35</u> per hoistway opening
Dumbwaiters, power doors	(((\$268.35)) <u>\$305.90</u> plus (((\$75.95)) <u>\$86.60</u> per hoistway opening
Escalators and moving walks	(((\$2,102.90)) <u>\$2,396.30</u> plus the following: (width in inches + run in feet + vertical rise in feet) x (((\$6.45)) <u>\$6.85</u>
Accessibility lifts (vertical and inclined)	(((\$430.15)) <u>\$490.35</u>
Material lifts	(((\$517.15)) <u>\$589.55</u>
Alterations & Repairs	
Type of Conveyance	Fee
Accessibility lifts (vertical and inclined)	(((\$214.45)) <u>\$244.45</u> plus (((\$31.90)) <u>\$36.35</u> for each \$1,000 of construction value or fraction thereof

Other elevators, escalators, walks, dumbwaiters and lifts	((\$257.40) <u>\$293.45</u> plus ((\$42.95) <u>\$48.95</u> for each \$1,000 of construction value or fraction thereof
Elevator Cosmetic Alterations Only:	
Weight differential less than or equal to 5%	((\$257.40) <u>\$293.45</u> plus ((\$42.95) <u>\$48.95</u> for each \$1,000 of construction value or fraction thereof, to a maximum fee of ((\$517.15) <u>\$589.55</u>
Weight differential greater than 5%	((\$257.40) <u>\$293.45</u> plus ((\$42.95) <u>\$48.95</u> for each \$1,000 of construction value or fraction thereof
Alteration or replacement of a door opening device	((\$308.85) <u>\$352.10</u> per opening device

Section 10. Section 22.900D.150 of the Seattle Municipal Code, last amended by Ordinance 126709, is amended as follows:

22.900D.150 Electrical permit fees

* * *

Table D-14 for 22.900D.150 - ELECTRICAL PERMIT FEES (When Plans Are Reviewed)	
Total Valuation	Fee
\$0 to \$1,000	((\$230) <u>\$245</u> for the first \$1,000 of value or fraction thereof
\$1,001 to \$5,000	((\$230) <u>\$245</u> for the first \$1,000 of value plus \$2.50 for each additional \$100 of value or fraction thereof
\$5,001 to \$25,000	((\$470) <u>\$485</u> for the first \$5,000 of value plus \$2.50 for each additional \$100 of value or fraction thereof
\$25,001 to \$50,000	((\$1,020) <u>\$1,035</u> for the first \$25,000 of value plus \$2.50 for each additional \$100 of value or fraction thereof
\$50,001 to \$75,000	((\$1,645) <u>\$1,660</u> for the first \$50,000 of value plus \$2.25 for each additional \$100 of value or fraction thereof
\$75,001 to \$100,000	((\$2,207.50) <u>\$2,222.50</u> for the first \$75,000 of value plus \$2 for each additional \$100 of value or fraction thereof

\$100,001 to \$175,000	(((\$2,707.50)) <u>\$2,722.50</u> for the first \$100,000 of value plus \$8 for each additional \$1,000 of value or fraction thereof
\$175,001 to \$250,000	(((\$3,307.50)) <u>\$3,322.50</u> for the first \$175,000 of value plus \$7.50 for each additional \$1,000 of value or fraction thereof
\$250,001 to \$500,000	(((\$3,870)) <u>\$3,885</u> for the first \$250,000 of value plus \$6.50 for each additional \$1,000 of value or fraction thereof
\$500,001 to \$750,000	(((\$5,620)) <u>\$5,635</u> for the first \$500,000 of value plus \$6.50 for each additional \$1,000 or fraction thereof
\$750,001 to \$1,000,000	(((\$7,245)) <u>\$7,260</u> for the first \$750,000 of value plus \$6.50 for each additional \$1,000 of value or fraction thereof
\$1,000,001 to \$1,500,000	(((\$8,745)) <u>\$8,760</u> for the first \$1,000,000 of value plus \$5.50 for each additional \$1,000 of value or fraction thereof
\$1,500,001 to \$2,000,000	(((\$11,495)) <u>\$11,510</u> for the first \$1,500,000 of value plus \$5 for each additional \$1,000 of value or fraction thereof
\$2,000,001 to \$2,500,000	(((\$13,995)) <u>\$14,010</u> for the first \$2,000,000 of value plus \$4.50 for each additional \$1,000 of value or fraction thereof
\$2,500,001 to \$3,000,000	(((\$16,245)) <u>\$16,260</u> for the first \$2,500,000 of value plus \$4 for each additional \$1,000 of value or fraction thereof
\$3,000,001 to \$3,500,000	(((\$18,245)) <u>\$18,260</u> for the first \$3,000,000 of value plus \$3.50 for each additional \$1,000 of value or fraction thereof
\$3,500,001 to \$4,000,000	(((\$19,995)) <u>\$20,010</u> for the first \$3,500,000 of value plus \$3 for each additional \$1,000 of value or fraction thereof
\$4,000,001 to \$4,500,000	(((\$21,495)) <u>\$21,510</u> for each additional \$4,000,000 of value plus \$2.75 for each additional \$1,000 of value or fraction thereof
\$4,500,001 to \$5,000,000	(((\$22,870)) <u>\$22,885</u> for the first \$4,500,000 of value plus \$2.50 for each additional \$1,000 of value or fraction thereof
\$5,000,001 to \$10,000,000	(((\$24,120)) <u>\$24,135</u> for the first \$5,000,000 of value plus \$2.25 for each additional \$1,000 of value or fraction thereof

\$10,000,001 and up	(((\$34,120)) <u>\$34,135</u> for the first \$10,000,000 of plus \$2 for each additional \$1,000 of value or fr thereof
Correction or revision	SDCI hourly rate, 1 hour minimum
Get started - when submitting application with plans - branch circuits only	1/2 base fee plus administrative fee

Table D-15 for 22.900D.150 - ELECTRICAL PERMIT FEES (When Plans Are Not Required)

1. Administrative Fee			
a. An administrative fee of ((\$49.24)) <u>\$52.45</u> will be charged in addition to the other fees specified			
b. A change fee of ((\$49.24)) <u>\$52.45</u> will be charged if work is added to an issued permit and if o			
* * *			
3. Feeders (Including Generators)¹			
	Size	120v-480v	> 480v
	15-25A	((\$18.65)) <u>\$19.85</u>	1/4 × base fee
	30-50A	((\$38.70)) <u>\$41.20</u>	1/4 × base fee
	60-125A	1/2 × base fee	1/2 × base fee
	150A & less t 400A	3/4 × base fee	1 × base fee
	400A	plan review required	plan review required
4. Connections, Devices, and Branch Circuits²			
a. Connections		Fee	
Light outlet, switches, dimmers, receptacles, luminaire		((\$2.35)) <u>\$2.50</u> each	
Track lighting or multi-outlet assembly		((\$2.35)) <u>\$2.50</u> for every 2 feet of track	
b. Devices and Branch Circuits		Fee	
Non-electrical furnace		((\$18.70)) <u>\$19.90</u> each	
Dedicated appliances & utilization circuits (cord and plug or direct wired):			
(15-50A) Ranges, water heaters, etc.		((\$18.70)) <u>\$19.90</u> each	
Floodlight ³		((\$8.50)) <u>\$9.05</u> each	
Sign circuit (required for commercial spaces)		((\$48.25)) <u>\$51.40</u> each	
5. Transformer Installations³		Fee	
Up to 300 VA		((\$8.50)) <u>\$9.05</u>	
300 VA to 6 KVA		((\$18.70)) <u>\$19.90</u>	
7 KVA to 15 KVA		((\$57.30)) <u>\$61.00</u>	

16 KVA to 45 KVA	$1/2 \times$ base fee
46 KVA to 112.5 KVA	$3/4 \times$ base fee
≥ 113 KVA	$1 \times$ base fee
6. Motor Installations	Fee
Up to 1/3 HP	((\\$8.50)) <u>\$9.05</u>
1/3 HP to 3/4 HP	((\\$18.70)) <u>\$19.90</u>
1 HP to 3 HP	((\\$28.05)) <u>\$29.85</u>
4 HP to 5 HP	((\\$36.45)) <u>\$38.80</u>
6 HP to 20 HP	$1/4 \times$ base fee
21 HP to 50 HP	$1/2 \times$ base fee
≥ 51 HP	$3/4 \times$ base fee
7. Electrical Furnaces and Heaters	Fee
Up to 2 KW	((\\$8.50)) <u>\$9.05</u>
2 KW to 5 KW	((\\$18.70)) <u>\$19.90</u>
6 KW to 15 KW	((\\$24.10)) <u>\$25.65</u>
16 KW to 30 KW	$1/4 \times$ base fee
31 KW to 100 KW	$1/2 \times$ base fee
≥ 101 KW	$3/4 \times$ base fee
8. Low-voltage and Communication Systems	Fee
a. Low-voltage systems ⁵ : sound systems,	Requires separate permit for each system
Control unit	((\\$14.55)) <u>\$15.50</u> each
Device (activating, horn, alarm, etc.)	((\\$2.35)) <u>\$2.50</u> each
Control systems (> 100 volts) shall be based on the feeder schedule.	
b. Communications systems ⁶ : voice cable	The maximum fee is ((\\$559.70)) <u>\$596.10</u>
Control unit	((\\$14.55)) <u>\$15.50</u>
Outlet	((\\$2.35)) <u>\$2.50</u> each
9. Special Events	
a. Inspections occurring during normal business hours: Hourly at the SDCI hourly rate; minimum	
b. Inspections occurring outside normal business hours: Hourly at the SDCI hourly rate; minimum	
10. Inspections for which no other fee is permitted	Fee
Each	Hourly at the SDCI hourly rate; minimum 1/2 hour
11. Renewable Energy Systems (photovoltaic, wind power generation)	Fee
0 KW to ((7.6 KW)) <u>12 KW</u> ⁷	((3/4)) <u>1.5</u> \times base fee
Over 12 KW - 26 KW ⁸	<u>3</u> \times base fee

((7.7 KW and over)) Over 26 KW		Plan review required
12. Size overcurrent protection for Electrical Vehicle (EV) charging stations		
Select fee for installed.	Charging Station Level 2A (240 V 1 PHASE) Level 2B (208 V 3 PHASE)	Charging Station Level 3 (277-480 V 3 PHASE)
15 TO 25 AM	(((\$18.60)) \$19.80	1/4 × base fee
30 TO 50 AM	(((\$38.95)) \$41.50	1/4 × base fee
60 TO 125 A	1/2 × base fee	1/2 × base fee
150 TO 225 A	3/4 × base fee	1 × base fee
250 TO 400 A	Requires plan review	Requires plan review
OVER 450 A	Requires plan review	Requires plan review
13. Selective Coordination Study Review: SDCI hourly rate, 1 hour minimum		
Footnotes to Table D-15 for 22.900D.150 ¹ Feeders will be charged only for (a) subpanels, (b) dis fee is charged per luminaire. ⁴ The transformer fee includes the primary feeder and one secondary include, but are not limited to, systems listed in Chapter 7 of the Seattle Electrical Code. Exempt: supporting documents and one-line diagram for system installation to OTC permit. ⁸ Photovoltaic		

Section 11. Section 22.900D.160 of the Seattle Municipal Code, last amended by Ordinance 126935, is amended as follows:

22.900D.160 Sign, awning, and canopy permit fees

A. Permanent signs. For permanent signs, a permit fee of (((\$170.35)) \$181.40 shall be charged for the first 32 square feet or less of the total display area of the sign plus an additional charge for each 10 square feet or fraction thereof of total display area in excess of 32 square feet as shown in Table D-16 for 22.900D.160. A permit is required for all electric signs, and all signs exceeding 5 square feet in area that fall outside the allowances in Section 23.55.012.

Table D-16 for 22.900D.160-Permanent Sign Fees		
Permanent Sign Size	Marginal Rate for Additional Charge	Applied Fee
0 to 32 sq. ft.		(((\$170.35)) \$181.40 for the first thereof

32 to 100 sq. ft.	(((\$27.70)) <u>\$29.55</u>	(((\$170.35)) <u>\$181.40</u> for the first <u>\$29.55</u> per additional 10 sq. ft. of
100 to 150 sq. ft.	(((\$30.55)) <u>\$32.55</u>	(((\$364.25)) <u>\$388.25</u> for the first) <u>\$32.55</u> per additional 10 sq. ft.
150 to 200 sq. ft.	(((\$30.55)) <u>\$32.55</u>	(((\$517)) <u>\$551</u> for the first 150 sq. ft. <u>\$32.55</u> per additional 10 sq. ft. of
200 to 250 sq. ft.	(((\$33.75)) <u>\$35.95</u>	(((\$669.75)) <u>\$713.75</u> for the first) <u>\$35.95</u> per additional 10 sq. ft.
250 to 300 sq. ft.	(((\$33.75)) <u>\$35.95</u>	(((\$838.50)) <u>\$893.50</u> for the first) <u>\$35.95</u> per additional 10 sq. ft.
300 to 350 sq. ft.	(((\$37.30)) <u>\$39.70</u>	(((\$1,007.25)) <u>\$1,073.25</u> for the <u>\$37.30</u>) <u>\$39.70</u> per additional 10 sq. ft. thereof
350 to 400 sq. ft.	(((\$37.30)) <u>\$39.70</u>	(((\$1,193.75)) <u>\$1,271.75</u> for the <u>\$37.30</u>) <u>\$39.70</u> per additional 10 sq. ft. thereof
400 to 450 sq. ft.	(((\$41.10)) <u>\$43.75</u>	(((\$1,380.25)) <u>\$1,470.25</u> for the <u>\$41.10</u>) <u>\$43.75</u> per additional 10 sq. ft. thereof
450 to 500 sq. ft.	(((\$41.10)) <u>\$43.75</u>	(((\$1,585.75)) <u>\$1,689</u> for the first) <u>\$43.75</u> per additional 10 sq. ft.
500 to 550 sq. ft.	(((\$45.35)) <u>\$48.30</u>	(((\$1,791.25)) <u>\$1,907.75</u> for the <u>\$45.35</u>) <u>\$48.30</u> per additional 10 sq. ft. thereof
550 to 600 sq. ft.	(((\$45.35)) <u>\$48.30</u>	(((\$2,018)) <u>\$2,149.25</u> for the first) <u>\$48.30</u> per additional 10 sq. ft.
600 to 650 sq. ft.	(((\$50.10)) <u>\$53.35</u>	(((\$2,244.75)) <u>\$2,390.75</u> for the <u>\$50.10</u>) <u>\$53.35</u> per additional 10 sq. ft. thereof
650 sq. ft. and up	(((\$55.30)) <u>\$58.85</u>	(((\$2,495.25)) <u>\$2,657.50</u> for the <u>\$55.30</u>) <u>\$58.85</u> per additional 10 sq. ft. thereof

* * *

D. Wall signs. The maximum fee for signs painted on or otherwise applied directly to the building wall without a frame or mechanical fasteners is (((\$779.40)) \$830.05.

* * *

Section 13. Section 22.900E.020 of the Seattle Municipal Code, last amended by Ordinance 126935, is amended as follows:

22.900E.020 Boiler and pressure vessel certificates of ~~((operation))~~ inspection

A. The fee for certificates of ~~((operation))~~ inspection for boilers and pressure vessels shall be charged in accordance with Table E-1 for 22.900E.020. Where the inspection is performed by the City, the certificate fee includes the certificate of ~~((operation))~~ inspection, the inspection and one reinspection, if necessary.

B. Fees for boiler and pressure vessels that are inspected by authorized insurance company inspectors are 50 percent of those set forth in Table E-1 for 22.900E.020, but the 50 percent rate shall not apply to the charges for control and limit devices for automatic boilers specified in Table E-1 for 22.900E.020. No fee shall be less than the minimum fee.

Table E-1 for 22.900E.020 - FEES FOR CERTIFICATES OF ((OPERATION)) <u>INSPECT</u>			
Type of Installation			Reinspection Certificate F
Boilers ²	Heating By Combustion Pr	Heated By Electricity Elect	
	Surface (In Square Feet)	Power Input (In KW)	
	0-250	0-200	(((\$167.85)) \$
	251-500	201-400	(((\$312.50)) \$
	501-750	401-600	(((\$459.55)) \$
	751-1,000	601-800	(((\$707.15)) \$
Controls and limit devices addition to those fees listed	Automatic boilers (input)		Annual
	0-12,500,000 Btu		(((\$167.85)) \$
	Over 12,500,000		(((\$208.35)) \$
Monitoring systems for automatic boiler (Charged in addition to thos			Annual
			(((\$416.65))
			\$485.40
Unfired press		Rating Size	Biennial
		0-15	(((\$97.45)) \$1

	16-30	(((\$167.85)) \$
	31-50	(((\$273.30)) \$
	51-100	(((\$355.40)) \$
	Over 100	(((\$523.30)) \$
Domestic water heaters located in Group A, E, or I Occupancy		Biennial (((\$674.25
Footnotes to Table E-1 for 22.900E.020 ¹ Rating size is the product of the two greatest dimensions of vessels. ² Fees for low-pressure hot water supply boilers installed prior to January 1, 1989, consider the same size.		

Section 13. Section 22.900E.030 of the Seattle Municipal Code, last amended by Ordinance 126935, is amended as follows:

22.900E.030 Fees for elevator certificates of inspection

* * *

Table E-2 for 22.900E.030 - FEES FOR ELEVATOR CERTIFICATES OF INSPECTION	
Type of Conveyance	Fee for Each Conveyance
Hydraulic elevators	(((\$236.50)) \$269.60
Cable elevators ^{1,2}	(((\$322.30)) \$367.40 plus (((\$24.75)) \$28.20 for each hoistway opening in excess of two
Sidewalk elevators	(((\$214.45)) \$244.45
Hand-powered elevators	(((\$214.45)) \$244.45
Dumbwaiters	(((\$214.45)) \$244.45
Escalators and moving walks	(((\$322.30)) \$367.40
Accessibility lifts (vertical and inclined)	(((\$214.45)) \$244.45
Material lifts	(((\$214.45)) \$244.45
Fire emergency systems, Phase I or both Phase I and II	(((\$107.80)) \$122.90
Footnotes to Table E-2 for 22.900E.030: ¹ Elevators having a continuous hoistway wall of 100 ft or more shall be charged a fee of (((\$523.30)) \$596.55 plus (((\$24.10)) \$27.45 for each hoistway opening in excess of two. ² The fee for roped hydraulic elevators is the same as cable elevators.	

Section 14. Section 22.900E.040 of the Seattle Municipal Code, last amended by Ordinance 126709, is

amended as follows:

22.900E.040 Refrigeration systems annual operating permit fee

The annual operating permit fee for any refrigeration system is charged at a fee of ~~(((\$110.25))~~ \$117.40 per piece of equipment to be inspected.

Section 16. Section 22.900E.050 of the Seattle Municipal Code, last amended by Ordinance 126935, is amended as follows:

22.900E.050 Boiler, refrigeration, and gas piping licenses and examinations

* * *

Table E-4 for 22.900E.050 - FEES FOR BOILER, REFRIGERATION, AND GAS PIPING AND EXAMINATIONS	
--	--

License Fees:	
---------------	--

Refrigeration Contractor	
--------------------------	--

Class A	(((\$275.75)) <u>\$293.65</u>
Class B	(((\$275.75)) <u>\$293.65</u>
Class C	(((\$440)) <u>\$468.55</u>
Journeyman refrigeration mechanic	(((\$122.55)) <u>\$130.50</u>
Refrigeration operating engineer	(((\$122.55)) <u>\$130.50</u>
Steam engineers and boiler firemen (all grades)	(((\$122.55)) <u>\$130.50</u>
Boiler supervisor, all grades	(((\$136)) <u>\$144.85</u>
Gas piping mechanic	(((\$122.55)) <u>\$130.50</u>
Examination fees - all licenses	(((\$55.15)) <u>\$58.75</u>

Section 16. Section 22.900G.010 of the Seattle Municipal Code, last amended by Ordinance 126709, is amended as follows:

22.900G.010 Fees for Department of Neighborhoods review

The following fees shall be collected by the Director of the Department of Neighborhoods and deposited in the General Fund unless otherwise specified.

A. Certificate of approval fees. There is a charge for a certificate of approval as required by all

applicable ordinances for the construction or alteration of property in a designated special review district, Landmark, Landmark District, or historic district of \$25 for construction costs of \$1,500 or less, plus \$10 for each additional \$5,000 of construction costs, up to a maximum fee of (~~(\$20,000)~~) \$25,000, except that the maximum fee for a certificate of approval shall be (~~(\$4,000)~~) \$5,000 if for construction or alteration involving: a structure and retaining some portion of that structure; or a new or existing structure including housing financed, in whole or in part, by public funding; or a new or existing structure that elects the MHA performance option according to Sections 23.58B.050 or 23.58C.050. If an applicant applies for a certificate of approval for the preliminary design of a project and later applies for a certificate of approval for a subsequent phase or phases of the same project, a fee shall only be charged for the first application. There is an additional charge of \$25 for a certificate of use approval in the Pioneer Square Preservation District, the Pike Place Market Historical District, and the International Special Review District.

* * *

C. Public School Advisory Committee fees. There is a charge of (~~(\$135)~~) \$139 an hour for convening and staffing School Use Advisory Committees and School Departure Citizen Advisory Committees.

D. Major Institution Advisory Committee fees. The fee for convening and staffing of advisory committees for the routine annual review of approved master plans and/or the review of master plan amendments is (~~(\$135)~~) \$139 an hour. The fee for convening and staffing of advisory committees for new master plans and for amendments to master plans is (~~(\$135)~~) \$139 an hour.

E. Environmental (SEPA) review of projects. Review of referrals pursuant to subsections 25.05.675.H.2.c and 25.05.675.H.2.d by the City Historic Preservation Officer is charged at (~~(\$430)~~) \$442 an hour.

F. Landmark reviews. Review of a building, site, or object's eligibility as a Seattle landmark pursuant to subsection 25.05.800.B or upon request is charged at (~~(\$430)~~) \$442 an hour.

G. Requests for reviewing character structure TDP sending sites in the Pike/Pine Conservation Overlay

District. The Department of Neighborhoods' hourly review fee is ~~(((\$430))~~ \$442 an hour for determining whether a character structure may, if requested by a property owner, be added to the list of character structures in the Seattle Department of Construction and Inspections Director's Rule promulgated according to Section 23.73.005.

Section 17. Section 22.900G.030 of the Seattle Municipal Code, last amended by Ordinance 124047, is amended as follows:

22.900G.030 Fees for review by Public Health-Seattle & King County

~~((A-))~~ Fees for plumbing, medical or dental gas, lab gas, and fuel gas piping shall be collected by the Director of Public Health - Seattle & King County in accordance with chapter 16.32 of the King County Code. ~~((The gas piping installation fee is calculated according to Table G-2 for 22.900G.030. A minimum of \$140 is nonrefundable.~~

~~B. The fee shall not apply to the installation of any domestic hot water heaters or any other domestic gas-fired appliance connected to a plumbing system whenever such appliance or heater is included in a plumbing installation for which a basic plumbing permit has been issued.~~

~~C. A reinspection fee for fuel gas piping of \$130 may be assessed for each inspection where such portion of work for which inspection is called for is not complete or when corrections called for are not made. This is not to be interpreted as requiring inspection fees the first time a job is rejected for failure to comply with the requirements of this Code, but as controlling the practice of calling for inspection or reinspection. Reinspection fees may be assessed when the permit is not properly posted on the work site, the work to be inspected is not under test, and for failure to make required corrections. To obtain a reinspection the applicant shall file an application therefor in writing upon a form furnished for that purpose, and pay the reinspection fee in accordance with this Code. In instances in which reinspection fees have been assessed, no additional inspection of the work will be performed until the required fees have been paid.))~~

Table G-2 for 22.900G.030 – GAS PIPING INSTALLATION FEE
--

# of Outlets	Fee
1-4	\$140
5-6	\$175
7-9	\$210
10	\$245
11 on	\$245 + \$10/outlet

Section 18. This ordinance shall take effect on January 1, 2025.

Passed by the City Council the _____ day of _____, 2024, and signed by
me in open session in authentication of its passage this _____ day of _____, 2024.

President _____ of the City Council

Approved / returned unsigned / vetoed this _____ day of _____, 2024.

Bruce A. Harrell, Mayor

Filed by me this _____ day of _____, 2024.

Scheereen Dedman, City Clerk

(Cont)

SUMMARY and FISCAL NOTE

Department:	Dept. Contact:	CBO Contact:
SDCI	Shane Muchow	Christie Parker

1. BILL SUMMARY

Legislation Title: AN ORDINANCE relating to fees and charges for permits and activities of the Seattle Department of Construction and Inspections, related fees by other departments, and technical corrections; repealing Chapter 22.504 of the Seattle Municipal Code; and amending Sections 22.504.010, 22.900B.010, 22.900B.020, 22.900C.010, 22.900D.010, 22.900D.090, 22.900D.100, 22.900D.110, 22.900D.140, 22.900D.150, 22.900D.160, 22.900E.020, 22.900E.030, 22.900E.040, 22.900E.050, 22.900G.010, and 22.900G.030 of the Seattle Municipal Code.

Summary and Background of the Legislation:

This legislation revises a portion of SDCI's fees and charges beginning on January 1, 2025. The majority of SDCI's fees and charges were last revised in Ordinance 126935 effective January 1, 2024, which provided an inflationary adjustment of 2%. These 2025 fee revisions include an inflationary adjustment of 6.5% in order to bring fees closer to a rate that recovers the costs of permitting work. This legislation also includes an increase in value-based building development plan review and permit fees, other revenue-neutral technical and language changes, and an increase in permit and inspection certificate fees for boiler, pressure vessel, and elevator equipment.

SDCI is primarily fee-supported, and its fees and charges are necessary to support SDCI's permitting operations. All fees collected by SDCI for processing SDCI's permits are used for that purpose, and the fee structure is reflective of the Seattle Municipal Code requirements to recover the cost of providing the permitting service. Similarly, other fees are set to recover the costs of certain code enforcement activities. This legislation will help ensure that the fees that SDCI collects are in line with the costs of providing services required by code.

Additionally, SDCI is making legislative changes on behalf of the Department of Neighborhoods (DON) and amending referring language for Public Health – Seattle & King County (PHS&KC). PHS&KC has not adjusted fees since 2013. Fees collected by both entities are located in Title 22.

This legislation is included in the Mayor's 2025 Proposed Budget for City Council. A separate piece of legislation is also being submitted to Council that will increase fees by an additional 6.5% in 2026. Attachment A to this Summary and Fiscal Note, "SDCI Permit Fee and Charges proposed for 2025-2026" provides a summary of all SDCI fees affected by this legislation as well as the 2026 fee bill. Prior to developing this legislation, these fees were reviewed to determine whether the cost of providing the service warrants a fee change, if improvements to the fee structure is necessary, or if new fees are required.

2. CAPITAL IMPROVEMENT PROGRAM

Does this legislation create, fund, or amend a CIP Project?

☐ Yes ☒ No

3. SUMMARY OF FINANCIAL IMPLICATIONS

Does this legislation have financial impacts to the City?

☒ Yes ☐ No

Expenditure Change (\$); General Fund	2025 est.	2026 est.
Expenditure Change (\$); Other Funds	2025 est.	2026 est.

Revenue Change (\$); General Fund	2025 est.	2026 est.
Revenue Change (\$); Other Funds	2025 est.	2026 est.
	\$7,598,200	\$7,598,200

Number of Positions	2025 est.	2026 est.
Total FTE Change	2025 est.	2026 est.

3.a. Appropriations

☐ This legislation adds, changes, or deletes appropriations.

3.b. Revenues/Reimbursements

☒ This legislation adds, changes, or deletes revenues or reimbursements.

Anticipated Revenue/Reimbursement Resulting from This Legislation:

Fund Name and Number	Dept	Revenue Source	2025 Estimated Revenue	2026 Estimated Revenue
Construction and Inspections Fund (48100)	SDCI	Boiler	\$254,062	\$254,062
Construction and Inspections Fund (48100)	SDCI	Building Development	\$5,001,662	\$5,001,662
Construction and Inspections Fund (48100)	SDCI	Electrical	\$546,520	\$546,520
Construction and Inspections Fund (48100)	SDCI	Elevator	\$751,152	\$751,152
Construction and Inspections Fund (48100)	SDCI	Land Use	\$381,941	\$381,941
Construction and Inspections Fund (48100)	SDCI	Noise	\$23,283	\$23,283
Construction and Inspections Fund (48100)	SDCI	Other Miscellaneous	\$28,135	\$28,135
Construction and Inspections Fund (48100)	SDCI	Refrigeration & Furnace	\$79,147	\$79,147
Construction and Inspections Fund (48100)	SDCI	Signs	\$32,391	\$32,391
Construction and Inspections Fund (48100)	SDCI	Site Review & Development	\$499,907	\$499,907
TOTAL			\$7,598,200	\$7,598,200

Revenue/Reimbursement Notes:

These amounts reflect changes in revenue in 2025 and uses the current (2024) fees as a basis for comparison. These changes include a 6.5% inflationary increase, an increase in value-based building development plan review and permit fees, and an increase in permit and inspection certificate fees for boiler, pressure vessel, and elevator equipment. The Executive's proposal is to phase in these inflationary changes at 6.5% in 2025 and 6.5% in 2026.

3.c. Positions

☐ This legislation adds, changes, or deletes positions.

3.d. Other Impacts

Does the legislation have other financial impacts to The City of Seattle, including direct or indirect, one-time or ongoing costs, that are not included in Sections 3.a through 3.c? If so, please describe these financial impacts.

No.

If the legislation has costs, but they can be absorbed within existing operations, please describe how those costs can be absorbed. The description should clearly describe if the absorbed costs are achievable because the department had excess resources within their existing budget or if by absorbing these costs the department is deprioritizing other work that would have used these resources.

No.

Please describe any financial costs or other impacts of not implementing the legislation.

Not implementing this legislation would create a situation where the revenues SDCI collects through fees would not align with the cost of providing permitting services. Without these fee increases, SDCI would be required to reduce services or programs within the 2025-2026 Proposed Budget. Such reductions would impact the department's ability to perform its permitting and enforcement responsibilities and delay service to customers.

4. OTHER IMPLICATIONS

a. Please describe how this legislation may affect any departments besides the originating department.

Yes. The legislation adjusts fees in Title 22 for the Department of Neighborhoods. Adjustments include an increase in certificate approval fees for designated special review district, Landmark, Landmark District, or historic district and an increase in hourly rate for Public School Advisory Committee and Major Institution Advisory Committee fees, environment reviews, landmark reviews and character structure reviews. Public Health – Seattle & King County are making changes and increases to their gas piping installation fees and inspections services.

b. Does this legislation affect a piece of property? If yes, please attach a map and explain any impacts on the property. Please attach any Environmental Impact Statements, Determinations of Non-Significance, or other reports generated for this property.

No

c. Please describe any perceived implication for the principles of the Race and Social Justice Initiative.

i. **How does this legislation impact vulnerable or historically disadvantaged communities? How did you arrive at this conclusion? In your response please consider impacts within City government (employees, internal programs) as well as in the broader community.** By regularly reviewing fees, SDCI is able to ensure that the fees it sets will appropriately cover the costs of the services it provides. For those groups that were increased above the inflationary adjustment, SDCI took into account that those fees have remained constant for multiple years, only keeping in line with inflation. Additionally, adjusting fees to account for inflation allows SDCI to continue to pay staff at more current wages.

ii. **Please attach any Racial Equity Toolkits or other racial equity analyses in the development and/or assessment of the legislation.**

iii. What is the Language Access Plan for any communications to the public?

SDCI regularly publishes the Director's Rules to notify the public of changes on our website and in newsletters.

d. Climate Change Implications

i. Emissions: How is this legislation likely to increase or decrease carbon emissions in a material way? Please attach any studies or other materials that were used to inform this response.

This legislation is not likely to increase or decrease carbon emissions.

ii. Resiliency: Will the action(s) proposed by this legislation increase or decrease Seattle's resiliency (or ability to adapt) to climate change in a material way? If so, explain. If it is likely to decrease resiliency in a material way, describe what will or could be done to mitigate the effects.

There is no impact anticipated on Seattle's ability to adapt to climate change.

e. If this legislation includes a new initiative or a major programmatic expansion: What are the specific long-term and measurable goal(s) of the program? How will this legislation help achieve the program's desired goal(s)? What mechanisms will be used to measure progress towards meeting those goals?

N/A

5. CHECKLIST

- ☐ Is a public hearing required?
- ☐ Is publication of notice with *The Daily Journal of Commerce* and/or *The Seattle Times* required?
- ☒ If this legislation changes spending and/or revenues for a fund, have you reviewed the relevant fund policies and determined that this legislation complies?
- ☐ Does this legislation create a non-utility CIP project that involves a shared financial commitment with a non-City partner agency or organization?

6. ATTACHMENTS

Summary Attachments:

Summary Attachment A – SDCI Permit Fees and Charges Proposed for 2025 and 2026

NOTE: “Date Last Modified” is the effective date of change

Fee Type	Description	Last Modified	Adopted 2024 Fee		Proposed 2025 Fee	Proposed 2026 Fee	Comments
	ORDINANCE SECTION 3						
	22.900B.010 Base fee and hourly rate						
A. SDCI Base Fee	Base fee for many SDCI services	2024	\$257		\$274	\$292	6.5% annual increases based on annual wage adjustments
B. All Other Hourly Fees - Land Use Hourly - Other than Land Use Review	Hourly rate for land use review	2024	\$439		\$467	\$498	6.5% annual increases based on annual wage adjustments
	Hourly rate for all services other than land use review, except where a different hourly rate is specified		\$257		\$274	\$292	
	Hourly rate where “SDCI hourly rate” is specified		\$257		\$274	\$292	
C. SDCI Hourly Rate & Overtime Rate	Hourly rate where “SDCI hourly rate” is specified; Overtime rate for services where no base hourly rate is specified is same as “SDCI hourly rate”, minimum fee is one hour with minimum increments of ¼ hour	2024	\$257		\$274	\$292	6.5% annual increases based on annual wage adjustments
	ORDINANCE SECTION 4						
	22.900B.020 Miscellaneous and special fees						
D. Address Change	Fee to correct the address on an application or an issued permit	2024	\$69.75		\$74.25	\$79.25	6.5% annual increases based on annual wage adjustments
	22.900B.020 Table B-1 for 22.900B.020 - Fees for Reproductions from Electronic and Microfilm Records						
E. Copies of electronic and microfilm records	Electronic record copy for 8½"x11" and 11"x17" paper	2024	\$0.80 per copied page		\$0.85 per copied page	\$0.90 per copied page	6.5% annual increases based on annual wage adjustments
	Microfilm record copy for 8½"x11" and 11"x17" paper		\$1.75 per copied page		\$1.85 per copied page	\$1.90 per copied	
	ORDINANCE SECTION 5						
	22.900C.010 Table C-1 – Land Use Fees						

NOTE: “Date Last Modified” is the effective date of change

Fee Type	Description	Last Modified	Adopted 2024 Fee		Proposed 2025 Fee	Proposed 2026 Fee	Comments
	22.900C.010 Table C-1.A for 22.900C.010 – Master Use Permit, Environmental Critical Areas, City Council, & Hearing Examiner Approvals						
1. Administrative conditional uses (ACUs)	ACUs for community centers, child care centers, adult care centers, private schools, religious facilities and public and private libraries in single family and multi-family zones shall be charged a minimum fee	2024	\$2,195 for first 20 hours; additional hours at the Land Use hourly rate		\$2,335 for first 20 hours; additional hours at the Land Use hourly rate	\$2,490 for first 20 hours; additional hours at the Land Use hourly rate	6.5% annual increases based on annual wage adjustments
2. Design Review	Administrative Design Review, Master Planned Community Design Review and Streamlined or Hybrid Design Review	2024	\$4,390 minimum		\$4,670 minimum	\$4,980 minimum	6.5% annual increases based on annual wage adjustments
	Full Design Review		\$8,780 minimum for first 20 hours		\$9,340 minimum for first 20 hours	\$9,960 minimum for first 20 hours	
8. Variances	Variances for community centers, child care centers, adult care centers, private schools, religious facilities and public and private libraries in single family and multi-family zones	2024	\$2,195 for first 20 hours; additional hours at the Land Use hourly rate		\$2,335 for first 20 hours; additional hours at the Land Use hourly rate	\$2,490 for first 20 hours; additional hours at the Land Use hourly rate	6.5% annual increases based on annual wage adjustments
10. Conditional uses, Rezones, Public Projects and all other Type IV and Type V land use approvals		2024	8,780 minimum for first 20 hours		\$9,340 minimum for first 20 hours	\$9,960 minimum for first 20 hours	6.5% annual increases based on annual wage adjustments
	22.900C.010 Table C-1.C for 22.900C.010 – Non-Hourly Land Use Fees						
42. Curb Cuts as a separate component	a. Single-family residential	2024	\$105.35 each		\$112.20 each	\$119.50 each	6.5% annual increases based on annual wage adjustments
	b. Other than single-family residential		\$208.35 each		\$221.90 each	\$236.35 each	
45. Notice. All notice is charged based upon type for each occurrence	b. Posting large sign or placards	2024	\$159.35		\$169.70	\$180.75	6.5% annual increases based on annual wage adjustments
	d. DJC decision publication		\$250		\$266.25	\$283.55	
	f. Public meeting room rental and/or associated costs		160.55		\$170.95	\$182.10	
46. Rebuild Letters	b. without Research	2024	\$53.90		\$57.40	\$61.15	6.5% annual increases based on annual wage adjustments

NOTE: “Date Last Modified” is the effective date of change

Fee Type	Description	Last Modified	Adopted 2024 Fee		Proposed 2025 Fee	Proposed 2026 Fee	Comments
	ORDINANCE SECTION 6						
	22.900D.010 Table D-1 for 22.900D.010 – Calculation of the Development Fee Index						
Beginning fee for the first \$1,000 of value for projects with a total valuation of \$0 to \$1,000	Development fee index	2024	\$257		\$274	\$292	6.5% annual increases based on annual wage adjustments
Beginning fee for the first \$1,000 of value for projects with a total valuation of \$1,001 to \$25,000	Development fee index	2024	\$257		\$274	\$292	6.5% annual increases based on annual wage adjustments
Marginal rate for each additional \$100 of value or fraction thereof			\$1.25		\$1.35	\$1.35	
Beginning fee for the first \$25,000 of value for projects with a total valuation of \$25,001 to \$50,000	Development fee index	2024	\$557		\$598	\$616	6.5% annual increases based on annual wage adjustments
Marginal rate for each additional \$100 of value or fraction thereof			\$1.20		\$1.30	\$1.30	
Beginning fee for the first \$50,000 of value for projects with a total valuation of \$50,001 to \$75,000	Development fee index	2024	\$857		\$923	\$941	6.5% annual increases based on annual wage adjustments
Marginal rate for each additional \$100 of value or fraction thereof			\$1.15		\$1.25	\$1.25	
Beginning fee for the first \$75,000 of value for projects with a total valuation of \$75,001 to \$100,000	Development fee index	2024	\$1,144.50		\$1,235.50	\$1,253.50	6.5% annual increases based on annual wage adjustments
Marginal rate for each additional \$100 of value or fraction thereof			\$1.10		\$1.20	\$1.20	

NOTE: “Date Last Modified” is the effective date of change

Fee Type	Description	Last Modified	Adopted 2024 Fee		Proposed 2025 Fee	Proposed 2026 Fee	Comments
Beginning fee for the first \$100,000 of value for projects with a total valuation of \$100,001 to \$175,000	Development fee index	2024	\$1,419.5		\$1,535.50	\$1,553.50	6.5% annual increases based on annual wage adjustments
Marginal rate for each additional \$1,000 of value or fraction thereof			\$5.50		\$6.50	\$6.50	
Beginning fee for the first \$175,000 of value for projects with a total valuation of \$175,001 to \$250,000	Development fee index	2024	\$1,832		\$2,023	\$2,041	6.5% annual increases based on annual wage adjustments
Marginal rate for each additional \$1,000 of value or fraction thereof			\$5.50		\$6.50	\$6.50	
Beginning fee for the first \$250,000 of value for projects with a total valuation of \$250,001 to \$500,000	Development fee index	2024	\$2,244.50		\$2,510.50	\$2,528.50	6.5% annual increases based on annual wage adjustments
Marginal rate for each additional \$1,000 of value or fraction thereof			\$5.25		\$6.25	\$6.25	
Beginning fee for the first \$500,000 of value for projects with a total valuation of \$500,001 to \$750,000	Development fee index	2024	\$3,557		\$4,073	\$4,091	6.5% annual increases based on annual wage adjustments
Marginal rate for each additional \$1,000 of value or fraction thereof			\$5		\$6	\$6	
Beginning fee for the first \$750,000 of value for projects with a total valuation of \$750,001 to \$1,000,000	Development fee index	2024	\$4,807		\$5,573	\$5,591	6.5% annual increases based on annual wage adjustments
Marginal rate for each additional \$1,000 of value or fraction thereof			\$5		\$6	\$6	

NOTE: “Date Last Modified” is the effective date of change

Fee Type	Description	Last Modified	Adopted 2024 Fee		Proposed 2025 Fee	Proposed 2026 Fee	Comments
Beginning fee for the first \$1,000,000 of value for projects with a total valuation of \$1,000,001 to \$1,500,000	Development fee index	2024	\$6,057		\$7,073	\$7,091	6.5% annual increases based on annual wage adjustments
Marginal rate for each additional \$1,000 of value or fraction thereof			\$4.75		\$5.75	\$5.75	
Beginning fee for the first \$1,500,000 of value for projects with a total valuation of \$1,500,001 to \$2,000,000	Development fee index	2024	\$8,432		\$9,948	\$9,966	6.5% annual increases based on annual wage adjustments
Marginal rate for each additional \$1,000 of value or fraction thereof			\$4.75		\$5.50	\$5.50	
Beginning fee for the first \$2,000,000 of value for projects with a total valuation of \$2,000,001 to \$2,500,000	Development fee index	2024	\$10,807		\$12,698	\$12,716	6.5% annual increases based on annual wage adjustments
Marginal rate for each additional \$1,000 of value or fraction thereof			\$4.25		\$5	\$5	
Beginning fee for the first \$2,500,000 of value for projects with a total valuation of \$2,500,001 to \$3,000,000	Development fee index	2024	\$12,932		\$15,198	\$15,216	6.5% annual increases based on annual wage adjustments
Marginal rate for each additional \$1,000 of value or fraction thereof			\$4.25		\$5	\$5	
Beginning fee for the first \$3,000,000 of value for projects with a total valuation of \$3,000,001 to \$3,500,000	Development fee index	2024	\$15,057		\$17,698	\$17,716	6.5% annual increases based on annual wage adjustments
Marginal rate for each additional \$1,000 of value or fraction thereof			\$4		\$4.50	\$4.50	

NOTE: “Date Last Modified” is the effective date of change

Fee Type	Description	Last Modified	Adopted 2024 Fee		Proposed 2025 Fee	Proposed 2026 Fee	Comments
Beginning fee for the first \$3,500,000 of value for projects with a total valuation of \$3,500,001 to \$4,000,000	Development fee index	2024	\$17,057		\$19,948	\$19,966	6.5% increase based on annual wage adjustments
Marginal rate for each additional \$1,000 of value or fraction thereof			\$4		\$4.25	\$4.25	
Beginning fee for the first \$4,000,000 of value for projects with a total valuation of \$4,000,001 to \$4,500,000	Development fee index	2024	\$19,057		\$22,073	\$22,091	6.5% increase based on annual wage adjustments
Marginal rate for each additional \$1,000 of value or fraction thereof			\$3.50		\$3.75	\$3.75	
Beginning fee for the first \$4,500,000 of value for projects with a total valuation of \$4,500,001 to \$5,000,000	Development fee index	2024	\$20,807		\$23,948	\$23,966	6.5% increase based on annual wage adjustments
Marginal rate for each additional \$1,000 of value or fraction thereof			\$3.50		\$3.75	\$3.75	
Beginning fee for the first \$5,000,000 of value for projects with a total valuation of \$5,000,001 to \$10,000,000	Development fee index	2024	\$22,557		\$25,823	\$25,841	6.5% increase based on annual wage adjustments
Marginal rate for each additional \$1,000 of value or fraction thereof			\$3		\$3.25	\$3.25	
Beginning fee for the first \$10,000,000 of value for projects with a total valuation of \$10,000,001 to \$25,000,000	Development fee index	2024	\$37,557		\$42,073	\$42,091	6.5% increase based on annual wage adjustments
Marginal rate for each additional \$1,000 of value or fraction thereof			\$3		\$3.25	\$3.25	

NOTE: “Date Last Modified” is the effective date of change

Fee Type	Description	Last Modified	Adopted 2024 Fee		Proposed 2025 Fee	Proposed 2026 Fee	Comments
Beginning fee for the first \$25,000,000 of value for projects with a total valuation of \$25,000,001 to \$50,000,000	Development fee index	2024	\$82,557		\$90,823	\$90,841	6.5% increase based on annual wage adjustments
Marginal rate for each additional \$1,000 of value or fraction thereof			\$3		\$3.25	\$3.25	
Beginning fee for the first \$50,000,000 of value for projects with a total valuation of \$50,000,001 to \$75,000,000	Development fee index	2024	\$157,557		\$172,073	\$172,091	6.5% increase based on annual wage adjustments
Marginal rate for each additional \$1,000 of value or fraction thereof			\$2.50		\$2.75	\$2.75	
Beginning fee for the first \$75,000,000 of value for projects with a total valuation of \$75,000,001 to \$100,000,000	Development fee index	2024	\$220,057		\$240,823	\$240,841	6.5% increase based on annual wage adjustments
Marginal rate for each additional \$1,000 of value or fraction thereof			\$2.50		\$2.75	\$2.75	
Beginning fee for the first \$100,000,000 of value for projects with a total valuation of \$100,000,001 to \$150,000,000	Development fee index	2024	\$282,557		\$309,573	\$309,591	6.5% increase based on annual wage adjustments
Marginal rate for each additional \$1,000 of value or fraction thereof			\$2		\$2.25	\$2.25	
Beginning fee for the first \$150,000,000 of value for projects with a total valuation of \$150,000,001 to \$200,000,000	Development fee index	2024	\$382,557		\$422,073	\$422,091	6.5% increase based on annual wage adjustments
Marginal rate for each additional \$1,000 of value or fraction thereof			\$2		\$2.25	\$2.25	

NOTE: “Date Last Modified” is the effective date of change

Fee Type	Description	Last Modified	Adopted 2024 Fee		Proposed 2025 Fee	Proposed 2026 Fee	Comments
Beginning fee for the first \$200,000,000 of value for projects with a total valuation of \$200,000,001 and up	Development fee index	2024	\$482,557		\$534,573	\$534,591	6.5% increase based on annual wage adjustments
Marginal rate for each additional \$1,000 of value or fraction thereof			\$1.75		\$2	\$2	
	22.900D.010 Table D-2 for 22.900D.010 – Calculation of Development Fees Determined by Value						
5. Blanket Permit Review Fees for Earlier Alterations	a. Tenant alterations applied for within 18 months of the date of issuance of the first certificate of occupancy within a building where the area of work is more than 50,000 sq. ft	2024					6.5% annual increases based on annual wage adjustments
	- Permit fee		\$3.30 per 100 sq. ft.		\$3.50 per 100 sq. ft.	\$3.70 per 100 sq. ft.	
	- Plan review fee		\$3.75 per 100 sq. ft.		\$4.00 per 100 sq. ft.	\$4.25 per 100 sq. ft.	
Footnotes to Table D-2 for 22.900D.010	Footnote 1. – minimum permit fee or plan review fee for value-based fees	2024	\$257		\$274	\$292	6.5% annual increases based on annual wage adjustments
	Footnote 2. – minimum plan review fee for subject-to-field-inspections (STFI) value-based plan review		\$102.95		\$109.60	\$116.75	
	22.900D.010 Development Permit Fees						
H. Certificate of Occupancy Duplication Fee	Duplication of COH unless records research, plan examination or inspection is required	2024	\$43.05		\$45.85	\$48.85	6.5% annual increases based on annual wage adjustments
	ORDINANCE SECTION 7						
	22.900D.090 Table D-8 for 22.900D.090 – Permit Fees for Mechanical Equipment						

NOTE: “Date Last Modified” is the effective date of change

Fee Type	Description	Last Modified	Adopted 2024 Fee		Proposed 2025 Fee	Proposed 2026 Fee	Comments
Permit fees for mechanical equipment	Forced air, gravity-type, or floor furnace, gas or oil suspended heater, heat pump, recessed wall heater or floor-mounted space heater, wall furnace, circulating heater, or woodstove/fireplace insert including ducts and burners attached thereto	2023	\$53.20		\$56.65	\$60.35	6.5% annual increases based on annual wage adjustments
	New gas or oil burners and newly installed used gas or oil burners		\$66.55		\$70.90	\$75.50	
	Appliance vents Class A, B, BW, or L if installed separately		\$52.75		\$56.20	\$59.85	
	ORDINANCE SECTION 8						
	22.900D.100 Refrigeration equipment and systems						
B. Temporary installations	Ten days’ duration or less, made for the purposes of exhibition, display or demonstration	2023	\$65.60		\$69.85	\$74.40	6.5% annual increases based on annual wage adjustments
	22.900D.100 Table D-10 for 22.900D.100 – Refrigeration Permit Fees						
Basic Fee	Basic Fee	2023	\$37.45		\$39.90	\$42.50	6.5% annual increases based on annual wage adjustments
Additional installation fee per compressor	0-5 tons	2023	\$31.35		\$33.40	\$35.55	6.5% annual increases based on annual wage adjustments
	6-25 tons		\$63.70		\$67.85	\$72.25	
	26-100 tons		\$119.25		\$127	\$135.25	
	101-500 tons		\$168.20		\$179.15	\$190.80	
	Over 500 tons		\$204.30		\$217.60	\$231.70	

NOTE: “Date Last Modified” is the effective date of change

Fee Type	Description	Last Modified	Adopted 2024 Fee		Proposed 2025 Fee	Proposed 2026 Fee	Comments
Repair and alteration (value of work)	\$0-\$1,000	2023	\$31.35		\$33.40	\$35.55	6.5% annual increases based on annual wage adjustments
	\$1,001-\$5,000		\$45.60		\$48.55	\$51.70	
	\$5,001-\$10,000		\$78.85		\$84	\$89.45	
	Over \$10,000		\$77.90 plus \$31.35/each \$5,000 or fraction thereof of valuation above \$10,000		\$82.95 plus \$33.40/each \$5,000 or fraction thereof of valuation above \$10,000	\$88.35 plus \$35.55 each \$5,000 or fraction thereof of valuation above \$10,000	
	ORDINANCE SECTION 9						
	22.900D.110 Table D-12 for 22.900D.110 – Installation Fees for Boilers and Pressure Vessels						
Boiler Installation Permit Fee: Heating Surface	0-250 sq ft; Power Input 0-200 KW	2024	\$283.10		\$329.80	\$400.70	Fee increases based on higher cost of business following program review
	>250-500 sq ft; Power Input 201-400 KW		420.35		\$489.70	\$595	
	>500-750 sq ft; Power Input 401-600 KW		\$563.70		\$656.70	\$797.90	
	>750-1,000 sq ft; Power Input 601-800 KW		\$813.70		\$947.95	\$1,151.75	
	Over 1,000 sq ft; Power Input Over 800 KW		\$1,029.40		\$1,199.25	\$1,457.10	
Pressure Vessel Installation Permit Fee:	0-15 sq ft	2024	\$189.95		\$221.30	\$268.90	Fee increases based on higher cost of business following program review
	>15-30 sq ft		\$248.80		\$289.85	\$352.15	
	>30-50 sq ft		\$360.30		\$419.75	\$510	
	>50-100 sq ft		\$464.40		\$541.05	\$657.40	
	Over 100 sq ft		\$563.70		\$656.70	\$797.90	

NOTE: “Date Last Modified” is the effective date of change

Fee Type	Description	Last Modified	Adopted 2024 Fee		Proposed 2025 Fee	Proposed 2026 Fee	Comments
Burner Installation Fee:	0-12,500,000 Btu/hr	2024	\$283.10		\$329.80	\$400.70	Fee increases based on higher cost of business following program review
	12,500,000 Btu/hr		\$438.70		\$511.10	\$621	
Automatic Certification:	0-12,500,000 Btu/hr	2024	\$283.10		\$329.80	\$400.70	Fee increases based on higher cost of business following program review
	Over 12,500,000 Btu/hr		\$438.70		\$511.10	\$621	
Monitoring System	Per Boiler	2024	\$523.30		\$609.65	\$740.70	Fee increases based on higher cost of business following program review
	ORDINANCE SECTION 10						
	22.900D.140 Table D-13 for 22.900D.140 – Permit Fees for Elevators and Other Conveyances						
New Installations and Relocations	Hydraulic Elevators	2024	\$739 plus \$63.75 per hoistway opening		\$842.45 plus \$72.70 per hoistway opening	\$939.35 plus \$81.05 per hoistway opening	Fee increases based on higher cost of business following program review
	Cabled Geared and Gearless Elevators	2024	\$1,416.65 plus \$107.80 per hoistway opening		\$1,615 plus \$122.90 per hoistway opening	\$1,800.70 plus \$137.05 per hoistway opening	Fee increases based on higher cost of business following program review
	Residential Hydraulic and Cabled Elevators	2024	\$557.55		\$635.60	\$708.70	Fee increases based on higher cost of business following program review
	Dumbwaiters, manual doors	2024	\$268.35 plus \$31.90 per hoistway opening		\$305.90 plus \$36.35 per hoistway opening	\$341.10 plus \$40.55 per hoistway opening	Fee increases based on higher cost of business following program review
	Dumbwaiters, power doors	2024	\$268.35 plus \$75.95 per hoistway opening		\$305.90 plus \$86.60 per hoistway opening	\$341.10 plus \$96.55 per hoistway opening	Fee increases based on higher cost of business following program review
	Escalators and moving walks	2024	\$2,102.90 plus (width in inches + run in feet + vertical rise in feet) x \$6.45		\$2,396.30 plus (width in inches + run in feet + vertical rise in feet) x \$6.85	\$2,671.85 plus (width in inches + run in feet + vertical rise in feet) x \$8.20	Fee increases based on higher cost of business following program review
	Accessibility lifts (vertical and inclined)	2024	\$430.15		\$490.35	\$546.75	Fee increases based on higher cost of business following program review
	Material lifts	2024	\$517.15		\$589.55	\$657.35	Fee increases based on higher cost of business following program review

NOTE: “Date Last Modified” is the effective date of change

Fee Type	Description	Last Modified	Adopted 2024 Fee		Proposed 2025 Fee	Proposed 2026 Fee	Comments
Alterations and Repairs	Accessibility lifts (vertical and inclined)	2024	\$214.45 plus \$31.90 for each \$1,000 of construction value or fraction thereof		\$244.45 plus \$36.35 for each \$1,000 of construction value or fraction thereof	\$272.55 plus \$40.55 for each \$1,000 of construction value or fraction thereof	Fee increases based on higher cost of business following program review
	Other elevators, escalators, walks, dumbwaiters and lifts	2024	\$257.40 plus \$42.95 for each \$1,000 of construction value or fraction thereof		\$293.45 plus \$48.95 for each \$1,000 of construction value or fraction thereof	\$327.20 plus \$54.60 for each \$1,000 of construction value or fraction thereof	Fee increases based on higher cost of business following program review
Elevator Cosmetic Alterations Only:	Weight differential less than or equal to 5%	2024	\$257.40 plus \$42.95 for each \$1,000 of construction value or fraction thereof, to a maximum fee of \$517.15		\$293.45 plus \$48.95 for each \$1,000 of construction value or fraction thereof, to a maximum fee of \$589.55	\$327.20 plus \$54.60 for each \$1,000 of construction value or fraction thereof, to a maximum fee of \$657.35	Fee increases based on higher cost of business following program review
	Weight differential greater than 5%	2024	\$257.40 plus \$42.95 for each \$1,000 of construction value or fraction thereof		\$293.45 plus \$48.95 for each \$1,000 of construction value or fraction thereof	\$327.20 plus \$54.60 for each \$1,000 of construction value or fraction thereof	Fee increases based on higher cost of business following program review
	Alteration or replacement of a door opening device	2024	\$308.85 per opening device		\$352.10 per opening device	\$392.60 per opening device	Fee increases based on higher cost of business following program review
	ORDINANCE SECTION 11						
	22.900D.150 Table D-14 for 22.900D.150 – Electrical Permit Fees (When Plans are Reviewed)						
Total Valuation	\$0 to \$1,000	2023	\$230		\$245	\$260	6.5% annual increases based on annual wage adjustments
	\$1,001 to \$5,000	2023	\$230 for the first \$1,000 of value plus \$6 for each additional \$100 of value or fraction thereof		\$245 for the first \$1,000 of value plus \$6 for each additional \$100 of value or fraction thereof	\$260 for the first \$1,000 of value plus \$6 for each additional \$100 of value or fraction thereof	Fee increase reflecting higher minimum fee

NOTE: “Date Last Modified” is the effective date of change

Fee Type	Description	Last Modified	Adopted 2024 Fee		Proposed 2025 Fee	Proposed 2026 Fee	Comments
	\$5,001 to \$25,000	2023	\$470 for the first \$5,000 of value plus \$2.75 for each additional \$100 of value or fraction thereof		\$485 for the first \$5,000 of value plus \$2.75 for each additional \$100 of value or fraction thereof	\$500 for the first \$5,000 of value plus \$2.75 for each additional \$100 of value or fraction thereof	Fee increase reflecting higher minimum fee
	\$25,001 to \$50,000	2023	\$1,020 for the first \$25,000 of value plus \$2.50 for each additional \$100 of value or fraction thereof		\$1,035 for the first \$25,000 of value plus \$2.50 for each additional \$100 of value or fraction thereof	\$1,050 for the first \$25,000 of value plus \$2.50 for each additional \$100 of value or fraction thereof	Fee increase reflecting higher minimum fee
	\$50,001 to \$75,000	2023	\$1,645 for the first \$50,000 of value plus \$2.25 for each additional \$100 of value or fraction thereof		\$1,660 for the first \$50,000 of value plus \$2.25 for each additional \$100 of value or fraction thereof	\$1,675 for the first \$50,000 of value plus \$2.25 for each additional \$100 of value or fraction thereof	Fee increase reflecting higher minimum fee
	\$75,001 to \$100,000	2023	\$2,207.50 for the first \$75,000 of value plus \$2 for each additional \$100 of value or fraction thereof		\$2,222.50 for the first \$75,000 of value plus \$2 for each additional \$100 of value or fraction thereof	\$2,237.50 for the first \$75,000 of value plus \$2 for each additional \$100 of value or fraction thereof	Fee increase reflecting higher minimum fee
	\$100,001 to \$175,000	2023	\$2,707.5 for the first \$100,000 of value plus \$8 for each additional \$100 of value or fraction thereof		\$2,722.5 for the first \$100,000 of value plus \$8 for each additional \$100 of value or fraction thereof	\$2,737.50 for the first \$100,000 of value plus \$8 for each additional \$100 of value or fraction thereof	Fee increase reflecting higher minimum fee

NOTE: “Date Last Modified” is the effective date of change

Fee Type	Description	Last Modified	Adopted 2024 Fee		Proposed 2025 Fee	Proposed 2026 Fee	Comments
	\$175,001 to \$250,000	2023	\$3,307.50 for the first \$175,000 of value plus \$7.50 for each additional \$100 of value or fraction thereof		\$3,322.50 for the first \$175,000 of value plus \$7.50 for each additional \$100 of value or fraction thereof	\$3,337.50 for the first \$175,000 of value plus \$7.50 for each additional \$100 of value or fraction thereof	Fee increase reflecting higher minimum fee
	\$250,001 to \$500,000	2023	\$3,870 for the first \$250,000 of value plus \$7 for each additional \$100 of value or fraction thereof		\$3,885 for the first \$250,000 of value plus \$7 for each additional \$100 of value or fraction thereof	\$3,900 for the first \$250,000 of value plus \$7 for each additional \$100 of value or fraction thereof	Fee increase reflecting higher minimum fee
	\$500,001 to \$750,000	2023	\$5,620 for the first \$500,000 of value plus \$6.50 for each additional \$100 of value or fraction thereof		\$5,635 for the first \$500,000 of value plus \$6.50 for each additional \$100 of value or fraction thereof	\$5,650 for the first \$500,000 of value plus \$6.50 for each additional \$100 of value or fraction thereof	Fee increase reflecting higher minimum fee
	\$750,001 to \$1,000,000	2023	\$7,245 for the first \$750,000 of value plus \$6 for each additional \$100 of value or fraction thereof		\$7,260 for the first \$750,000 of value plus \$6 for each additional \$100 of value or fraction thereof	\$7,275 for the first \$750,000 of value plus \$6 for each additional \$100 of value or fraction thereof	Fee increase reflecting higher minimum fee
	\$1,000,001 to \$1,500,000	2023	\$8,745 for the first \$1,000,000 of value plus \$5.50 for each additional \$100 of value or fraction thereof		\$8,760 for the first \$1,000,000 of value plus \$5.50 for each additional \$100 of value or fraction thereof	\$8,775 for the first \$1,000,000 of value plus \$5.50 for each additional \$100 of value or fraction thereof	Fee increase reflecting higher minimum fee

NOTE: “Date Last Modified” is the effective date of change

Fee Type	Description	Last Modified	Adopted 2024 Fee		Proposed 2025 Fee	Proposed 2026 Fee	Comments
	\$1,500,001 to \$2,000,000	2023	\$11,495 for the first \$1,500,000 of value plus \$5 for each additional \$100 of value or fraction thereof		\$11,510 for the first \$1,500,000 of value plus \$5 for each additional \$100 of value or fraction thereof	\$11,525 for the first \$1,500,000 of value plus \$5 for each additional \$100 of value or fraction thereof	Fee increase reflecting higher minimum fee
	\$2,000,001 to \$2,500,000	2023	\$13,995 for the first \$2,000,000 of value plus \$4.50 for each additional \$100 of value or fraction thereof		\$14,010 for the first \$2,000,000 of value plus \$4.50 for each additional \$100 of value or fraction thereof	\$14,025 for the first \$2,000,000 of value plus \$4.50 for each additional \$100 of value or fraction thereof	Fee increase reflecting higher minimum fee
	\$2,500,001 to \$3,000,000	2023	\$16,245 for the first \$2,500,000 of value plus \$4 for each additional \$100 of value or fraction thereof		\$16,260 for the first \$2,500,000 of value plus \$4 for each additional \$100 of value or fraction thereof	\$16,275 for the first \$2,500,000 of value plus \$4 for each additional \$100 of value or fraction thereof	Fee increase reflecting higher minimum fee
	\$3,000,001 to \$3,500,000	2023	\$18,245 for the first \$3,000,000 of value plus \$3.50 for each additional \$100 of value or fraction thereof		\$18,260 for the first \$3,000,000 of value plus \$3.50 for each additional \$100 of value or fraction thereof	\$18,275 for the first \$3,000,000 of value plus \$3.50 for each additional \$100 of value or fraction thereof	Fee increase reflecting higher minimum fee
	\$3,500,001 to \$4,000,000	2023	\$19,995 for the first \$3,500,000 of value plus \$3 for each additional \$100 of value or fraction thereof		\$20,010 for the first \$3,500,000 of value plus \$3 for each additional \$100 of value or fraction thereof	\$20,025 for the first \$3,500,000 of value plus \$3 for each additional \$100 of value or fraction thereof	Fee increase reflecting higher minimum fee

NOTE: “Date Last Modified” is the effective date of change

Fee Type	Description	Last Modified	Adopted 2024 Fee		Proposed 2025 Fee	Proposed 2026 Fee	Comments
	\$4,000,001 to \$4,500,000	2023	\$21,495 for the first \$4,000,000 of value plus \$2.75 for each additional \$100 of value or fraction thereof		\$21,510 for the first \$4,000,000 of value plus \$2.75 for each additional \$100 of value or fraction thereof	\$21,525 for the first \$4,000,000 of value plus \$2.75 for each additional \$100 of value or fraction thereof	Fee increase reflecting higher minimum fee
	\$4,500,001 to \$5,000,000	2023	\$22,870 for the first \$4,500,000 of value plus \$2.50 for each additional \$100 of value or fraction thereof		\$22,885 for the first \$4,500,000 of value plus \$2.50 for each additional \$100 of value or fraction thereof	\$22,900 for the first \$4,500,000 of value plus \$2.50 for each additional \$100 of value or fraction thereof	Fee increase reflecting higher minimum fee
	\$5,000,001 to \$10,000,000	2023	\$24,120 for the first \$5,000,000 of value plus \$2.25 for each additional \$100 of value or fraction thereof		\$24,135 for the first \$5,000,000 of value plus \$2.25 for each additional \$100 of value or fraction thereof	\$24,150 for the first \$5,000,000 of value plus \$2.25 for each additional \$100 of value or fraction thereof	Fee increase reflecting higher minimum fee
	\$10,000,001 and up	2023	\$34,120 for the first \$10,000,000 of value plus \$2 for each additional \$100 of value or fraction thereof		\$34,135 for the first \$10,000,000 of value plus \$2 for each additional \$100 of value or fraction thereof	\$34,150 for the first \$10,000,000 of value plus \$2 for each additional \$100 of value or fraction thereof	Fee increase reflecting higher minimum fee
22.900D.150 Table D-15 for 22.900D.150 – Electrical Permit Fees (When Plans are Not Required)							
1. Administrative Fee	a. An administrative fee charged in addition to the other fees specified in this table	2023	\$49.24		\$52.45	\$52.45	6.5% increase based on annual wage adjustments
	b. A change fee will be charged if work is added to an issued permit		\$49.24		\$52.45	\$52.45	

NOTE: “Date Last Modified” is the effective date of change

Fee Type	Description	Last Modified	Adopted 2024 Fee		Proposed 2025 Fee	Proposed 2026 Fee	Comments
3. Feeders (Including Generators)	120v-180v	2023					6.5% increase based on annual wage adjustments
	• 15-25A		\$18.65		\$19.85	\$19.85	
	• 30-50A		\$38.70		\$41.20	\$41.20	
4. Connections, Devices, and Branch Circuits a. Connections	Light outlet, switches, dimmers, receptacles, luminaires, residential-type fans	2023	\$2.35 each		\$2.50 each	\$2.50 each	6.5% increase based on annual wage adjustments
	Track lighting or multi-outlet assembly		\$2.35 for every 2 feet of track		\$2.50 for every 2 feet of track	\$2.50 for every 2 feet of track	
4. Connections, Devices, and Branch Circuits b. Devices and Branch Circuits	Non-electrical furnace	2023	\$18.70 each		\$19.90 each	\$19.90 each	6.5% increase based on annual wage adjustments
	Dedicated appliances & utilization circuits (cord and plug or direct wired):						
	- (15-50A) Ranges, water heaters, etc.		\$18.70 each		\$19.90 each	\$19.90 each	
	- Floodlight		\$8.50 each		\$9.05 each	\$9.05 each	
5. Transformer Installations	• Up to 300 VA	2023	\$8.50		\$9.05	\$9.05	6.5% increase based on annual wage adjustments
	• 300 VA to 6 KVA		\$18.70		\$19.90	\$19.90	
	• 7 KVA to 15 KVA		\$57.30		\$61.00	\$61.00	
6. Motor Installations	• Up to 1/3 HP	2023	\$8.50		\$9.05	\$9.05	6.5% increase based on annual wage adjustments
	• 1/3 HP to 3/4 HP		\$18.70		\$19.90	\$19.90	
	• 1 HP to 3 HP		\$28.05		\$29.85	\$29.85	
	• 4 HP to 5 HP		\$36.45		\$38.80	\$38.80	

NOTE: “Date Last Modified” is the effective date of change

Fee Type	Description	Last Modified	Adopted 2024 Fee		Proposed 2025 Fee	Proposed 2026 Fee	Comments
7. Electrical Furnaces and Heaters	<ul style="list-style-type: none">Up to 2 KW2 KW to 5 KW6 KW to 15 KW	2023	\$8.50		\$9.05	\$9.05	6.5% increase based on annual wage adjustments
			\$18.70		\$19.90	\$19.90	
			\$24.10		\$25.65	\$25.65	
8. Low-voltage and communications systems	<ul style="list-style-type: none">Low-voltageControl unitDevice	2023	No change		No change	No change	6.5% increase based on annual wage adjustments
a. Low-voltage systems: sound systems, security systems, fire alarms, nurse call, industrial controls and similar			\$14.55 each		\$15.50 each	\$15.50 each	
			\$2.35 each		\$2.50 each	\$2.50 each	
8. Low-voltage and communications systems	<ul style="list-style-type: none">Communication systemsControl unitOutlet	2023	The maximum fee is \$559.70		The maximum fee is \$596.10	The maximum fee is \$596.10	6.5% increase based on annual wage adjustments
b. Communications systems: voice cable, data cable, coaxial cable, fiber optics and similar			\$14.55		\$15.50	\$15.50	
			\$2.35 each		\$2.50 each	\$2.50 each	
11. Renewable Energy Systems (photovoltaic, wind power generation, etc)	<ul style="list-style-type: none">0 kw to 12 kwOver 12 kw – 26 kwOver 26 kw	2023	3/4 X base fee		1.5 x base fee	1.5 x base fee	Creating new fee and aligning fees to match work performed
			New fee level		3 x base fee	3 x base fee	
			No Change in fee		No change in fee	No change in fee	
12. Size overcurrent protection for Electrical Vehicle (EV) charging stations	<ul style="list-style-type: none">15 to 25 AMP CHG STATION30 to 50 AMP CHG STATION	2023	\$18.60		\$19.80	\$19.80	6.5% increase based on annual wage adjustments
Level 2A (120-240 V 1 Phase)			\$38.95		\$41.50	\$41.50	
Level 2B (120-208 V 3 Phase)							
	ORDINANCE SECTION 12						
	22.900D.160 Sign, awning, and canopy permit fees						
A. Permanent signs	Permit fee for each sign for a business entity	2024	\$170.35 for first 32 square feet or less of the total display area of the sign		\$181.40 for first 32 square feet or less of the total display area of the sign	\$193.20 for first 32 square feet or less of the total display area of the sign	6.5% annual increases based on annual wage adjustments

NOTE: “Date Last Modified” is the effective date of change

Fee Type	Description	Last Modified	Adopted 2024 Fee		Proposed 2025 Fee	Proposed 2026 Fee	Comments
	22.900D.160. Table D-16 for 22.900D.160 – Permanent Sign Fees						
0 to 32 sq. ft.	Applied fee	2024	\$170.35 for the first 32 sq. ft. or fraction thereof		\$181.40 for the first 32 sq. ft. or fraction thereof	\$193.20 for the first 32 sq. ft. or fraction thereof	6.5% annual increases based on annual wage adjustments
32 to 100 sq ft.	Marginal rate for additional charge Applied fee	2024	\$27.70 \$170.35 for the first 32 sq. ft. plus \$27.70 per additional 10 sq. ft. or fraction thereof		\$29.95 \$181.40 for the first 32 sq. ft. plus \$29.95 per additional 10 sq. ft. or fraction thereof	\$31.45 \$193.20 for the first 32 sq. ft. plus \$31.45 per additional 10 sq. ft. or fraction thereof	6.5% annual increases based on annual wage adjustments
100 to 150 sq. ft.	Marginal rate for additional charge Applied fee	2024	\$30.55 \$364.25 for the first 100 sq. ft. plus \$30.55 per additional 10 sq. ft. or fraction thereof		\$32.55 \$388.25 for the first 100 sq. ft. plus \$32.55 per additional 10 sq. ft. or fraction thereof	\$34.65 \$413.35 for the first 100 sq. ft. plus \$34.65 per additional 10 sq. ft. or fraction thereof	6.5% annual increases based on annual wage adjustments
150 to 200 sq. ft.	Marginal rate for additional charge Applied fee	2024	\$30.55 \$517 for the first 150 sq. ft. plus \$30.55 per additional 10 sq. ft. or fraction thereof		\$32.55 \$551 for the first 150 sq. ft. plus \$32.55 per additional 10 sq. ft. or fraction thereof	\$34.65 \$586.60 for the first 150 sq. ft. plus \$34.65 per additional 10 sq. ft. or fraction thereof	6.5% annual increases based on annual wage adjustments
200 to 250 sq. ft.	Marginal rate for additional charge Applied fee	2024	\$33.75 \$669.75 for the first 200 sq. ft. plus \$33.75 per additional 10 sq. ft. or fraction thereof		\$35.95 \$713.75 for the first 200 sq. ft. plus \$35.95 per additional 10 sq. ft. or fraction thereof	\$38.25 \$759.85 for the first 200 sq. ft. plus \$38.25 per additional 10 sq. ft. or fraction thereof	6.5% annual increases based on annual wage adjustments
250 to 300 sq. ft.	Marginal rate for additional charge Applied fee	2024	\$33.75 \$838.50 for the first 250 sq. ft. plus \$33.75 per additional 10 sq. ft. or fraction thereof		\$35.95 \$893.50 for the first 250 sq. ft. plus \$35.95 per additional 10 sq. ft. or fraction thereof	\$38.25 \$951.10 for the first 250 sq. ft. plus \$38.25 per additional 10 sq. ft. or fraction thereof	6.5% annual increases based on annual wage adjustments

NOTE: “Date Last Modified” is the effective date of change

Fee Type	Description	Last Modified	Adopted 2024 Fee		Proposed 2025 Fee	Proposed 2026 Fee	Comments
300 to 350 sq. ft.	Marginal rate for additional charge	2024	\$37.30		\$39.70	\$42.30	6.5% annual increases based on annual wage adjustments
	Applied fee		\$1,007.25 for the first 100 sq. ft. plus \$37.30 per additional 10 sq. ft. or fraction thereof		\$1,073.25 for the first 100 sq. ft. plus \$39.70 per additional 10 sq. ft. or fraction thereof	\$1,142.35 for the first 100 sq. ft. plus \$42.30 per additional 10 sq. ft. or fraction thereof	
350 to 400 sq. ft.	Marginal rate for additional charge	2024	\$37.30		\$39.70	\$42.30	6.5% annual increases based on annual wage adjustments
	Applied fee		\$1,193.75 for the first 350 sq. ft. plus \$37.30 per additional 10 sq. ft. or fraction thereof		\$1,271.75 for the first 350 sq. ft. plus \$39.70 per additional 10 sq. ft. or fraction thereof	\$1,353.85 for the first 350 sq. ft. plus \$42.30 per additional 10 sq. ft. or fraction thereof	
400 to 450 sq. ft.	Marginal rate for additional charge	2024	\$41.10		\$43.75	\$46.60	6.5% annual increases based on annual wage adjustments
	Applied fee		\$1,380.25 for the first 400 sq. ft. plus \$41.10 per additional 10 sq. ft. or fraction thereof		\$1,470.25 for the first 400 sq. ft. plus \$43.75 per additional 10 sq. ft. or fraction thereof	\$1,565.35 for the first 400 sq. ft. plus \$46.60 per additional 10 sq. ft. or fraction thereof	
450 to 500 sq. ft.	Marginal rate for additional charge	2024	\$41.10		\$43.75	\$46.60	6.5% annual increases based on annual wage adjustments
	Applied fee		\$1,585.75 for the first 450 sq. ft. plus \$41.10 per additional 10 sq. ft. or fraction thereof		\$1,689 for the first 450 sq. ft. plus \$43.75 per additional 10 sq. ft. or fraction thereof	\$1,798.35 for the first 450 sq. ft. plus \$46.60 per additional 10 sq. ft. or fraction thereof	
500 to 550 sq. ft.	Marginal rate for additional charge	2024	\$45.35		\$48.30	\$51.45	6.5% annual increases based on annual wage adjustments
	Applied fee		\$1,791.25 for the first 500 sq. ft. plus \$45.35 per additional 10 sq. ft. or fraction thereof		\$1,907.75 for the first 500 sq. ft. plus \$48.30 per additional 10 sq. ft. or fraction thereof	\$2,031.35 for the first 500 sq. ft. plus \$51.45 per additional 10 sq. ft. or fraction thereof	

NOTE: “Date Last Modified” is the effective date of change

Fee Type	Description	Last Modified	Adopted 2024 Fee		Proposed 2025 Fee	Proposed 2026 Fee	Comments
550 to 600 sq. ft.	Marginal rate for additional charge Applied fee	2024	\$45.35 \$2,018 for the first 550 sq. ft. plus \$45.35 per additional 10 sq. ft. or fraction thereof		\$48.30 \$2,149.25 for the first 550 sq. ft. plus \$48.30 per additional 10 sq. ft. or fraction thereof	\$51.45 \$2,288.60 for the first 550 sq. ft. plus \$51.45 per additional 10 sq. ft. or fraction thereof	6.5% annual increases based on annual wage adjustments
600 to 650 sq. ft.	Marginal rate for additional charge Applied fee	2024	\$50.10 \$2,244.75 for the first 600 sq. ft. plus \$50.10 per additional 10 sq. ft. or fraction thereof		\$53.35 \$2,390.75 for the first 600 sq. ft. plus \$53.35 per additional 10 sq. ft. or fraction thereof	\$56.85 \$2,545.85 for the first 600 sq. ft. plus \$56.85 per additional 10 sq. ft. or fraction thereof	6.5% annual increases based on annual wage adjustments
650 sq. ft. and up	Marginal rate for additional charge Applied fee	2024	\$55.30 \$2,495.25 for the first 650 sq. ft. plus \$55.30 per additional 10 sq. ft. or fraction thereof		\$58.85 \$2,657.50 for the first 650 sq. ft. plus \$58.85 per additional 10 sq. ft. or fraction thereof	\$62.70 \$2,830.10 for the first 650 sq. ft. plus \$62.70 per additional 10 sq. ft. or fraction thereof	6.5% annual increases based on annual wage adjustments
	22.900D.160 Sign, awning, and canopy permit fees						
D. Wall signs	Maximum fee for signs painted on or otherwise applied directly to the building wall without a frame or mechanical feather	2024	\$779.40		\$830.05	\$884	6.5% annual increases based on annual wage adjustments
	ORDINANCE SECTION 13						
	22.900E.020 Table E-1 for 22.900E.020 – Fees for Certificates of Operation for Boilers and Pressure Vessels						
Reinspection and certificate fee	Boiler Combustion Heating Surface 0-250 sq ft / Power Input 0-200 KW	2024	\$167.85		\$195.55	\$237.60	Fee increases based on higher cost of business following program review
	Boiler Combustion Heating Surface 251-500 sq ft / Power Input 201-400 KW	2024	\$312.50		\$364.05	\$442.30	Fee increases based on higher cost of business following program review
	Boiler Combustion Heating Surface 501-750 sq ft / Power Input 401-600 KW	2024	\$459.55		\$535.40	\$650.50	Fee increases based on higher cost of business following program review

NOTE: “Date Last Modified” is the effective date of change

Fee Type	Description	Last Modified	Adopted 2024 Fee		Proposed 2025 Fee	Proposed 2026 Fee	Comments
	Boiler Combustion Heating Surface 751-1,000 sq ft / Power Input 601-800 KW	2024	\$707.15		\$823.85	\$1,001	Fee increases based on higher cost of business following program review
	Boiler Combustion Heating Surface Over 1,000 sq ft / Power Input Over 800 KW	2024	\$873.75		\$1,017.90	\$1,457.10	Fee increases based on higher cost of business following program review
Additional annual reinspection and certificate fee	Controls/Limit Devices for Automatic Boiler 0-12,500,000 Btu	2024	\$167.85		\$195.55	\$237.60	Fee increases based on higher cost of business following program review
	Controls/Limit Devices for Automatic Boilers Over 12,500,000 Btu	2024	\$208.35		\$242.75	\$294.95	Fee increases based on higher cost of business following program review
	Monitoring Systems for Automatic Boilers	2024	\$416.65		\$485.40	\$589.75	Fee increases based on higher cost of business following program review
Biennial reinspection and certificate fee	Unfired Pressure Vessels: 0-15 sq ft	2024	\$97.45		\$113.55	\$137.95	Fee increases based on higher cost of business following program review
	Unfired Pressure Vessels: 16-30 sq ft	2024	\$167.85		\$195.55	\$237.60	Fee increases based on higher cost of business following program review
	Unfired Pressure Vessels: 31-50 sq ft	2024	\$273.30		\$318.40	\$386.85	Fee increases based on higher cost of business following program review
	Unfired Pressure Vessels: 51-100 sq ft	2024	\$355.40		\$414.05	\$503.05	Fee increases based on higher cost of business following program review
	Unfired Pressure Vessels: Over 100 sq ft	2024	\$523.30		\$609.65	\$740.70	Fee increases based on higher cost of business following program review
Biennial reinspection and certificate fee	Domestic Water Heaters	2024	\$63.75		\$74.25	\$90.20	Fee increases based on higher cost of business following program review
	ORDINANCE SECTION 14						
	22.900E.030 Table E-2 for 22.900E.030 – Fees for Elevator Certificates of Inspection						
Fee for each conveyance	Hydraulic elevators	2024	\$236.50		\$269.60	\$300.60	Fee increases based on higher cost of business following program review
	Cable elevators	2024	\$322.30 plus \$24.75 for each hoistway opening in excess of two		\$367.40 plus \$28.20 for each hoistway opening in excess of two	\$409.65 plus \$31.45 for each hoistway opening in excess of two	Fee increases based on higher cost of business following program review

NOTE: “Date Last Modified” is the effective date of change

Fee Type	Description	Last Modified	Adopted 2024 Fee		Proposed 2025 Fee	Proposed 2026 Fee	Comments
	Sidewalk elevators	2024	\$214.45		\$244.45	\$272.55	Fee increases based on higher cost of business following program review
	Hand-powered elevators	2024	\$214.45		\$244.45	\$272.55	Fee increases based on higher cost of business following program review
	Dumbwaiters	2024	\$214.45		\$244.45	\$272.55	Fee increases based on higher cost of business following program review
	Escalators and moving walks	2024	\$322.30		\$367.40	\$409.65	Fee increases based on higher cost of business following program review
	Accessibility lifts (vertical and inclined)	2024	\$214.45		\$244.45	\$272.55	Fee increases based on higher cost of business following program review
	Material lifts	2024	\$214.45		\$244.45	\$272.55	Fee increases based on higher cost of business following program review
	Fire emergency systems, Phase I or both Phase I and Phase II	2024	\$107.80		\$122.90	\$137.05	Fee increases based on higher cost of business following program review
	Footnotes to Table E-2 for 22.900E.030						
Footnote 1 - Cable elevators having a continuous hoistway wall of 100 feet or more without openings	Fee for each conveyance	2024	\$523.30 plus \$24.10 for each hoistway opening in excess of two		\$596.55 plus \$27.45 for each hoistway opening in excess of two	\$665.15 plus \$30.60 for each hoistway opening in excess of two	Fee increases based on higher cost of business following program review
	ORDINANCE SECTION 15						
	22.900E.040 Refrigeration systems annual operating permit fee						
Annual operating permit fee	Any refrigeration system	2023	\$110.25 per piece of equipment		\$117.40 per piece of equipment	\$125.05 per piece of equipment	6.5% annual increases based on annual wage adjustments
	ORDINANCE SECTION 16						
	22.900E.050 Table E-4 for 22.900E.050 – Fees for Boiler, Refrigeration, and Gas Piping Licenses and Examinations						
Annual license fees	Refrigeration Contractor Class A	2024	\$275.75		\$293.65	\$312.75	6.5% annual increases based on annual wage adjustments
	Refrigeration Contractor Class B	2024	\$275.75		\$293.65	\$312.75	6.5% annual increases based on annual wage adjustments

NOTE: “Date Last Modified” is the effective date of change

Fee Type	Description	Last Modified	Adopted 2024 Fee		Proposed 2025 Fee	Proposed 2026 Fee	Comments
	Refrigeration Contractor Class C	2024	\$440		\$468.55	\$499.05	6.5% annual increases based on annual wage adjustments
	Journeyman refrigeration mechanic	2024	\$122.55		\$130.50	\$139	6.5% annual increases based on annual wage adjustments
	Refrigeration operating engineer	2024	\$122.55		\$130.50	\$139	6.5% annual increases based on annual wage adjustments
	Steam engineers and boiler firemen (all grades)	2024	\$122.55		\$130.50	\$139	6.5% annual increases based on annual wage adjustments
	Boiler supervisor, all grades	2024	\$136		\$144.85	\$154.30	6.5% annual increases based on annual wage adjustments
	Gas piping mechanic	2024	\$122.55		\$130.50	\$139	6.5% annual increases based on annual wage adjustments
Annual examination fee	Examination fees – all licenses	2024	\$55.15		\$58.75	\$62.55	6.5% annual increases based on annual wage adjustments
	ORDINANCE SECTION 17						
	22.900G.010 Fees for Department of Neighborhoods Review						
A. Certificate of approval fees	charge for a certificate of approval as required by all applicable ordinances for the construction or alteration of property in a designated special review district, Landmark, Landmark District, or historic district	2023	Maximum fee of \$20,000		Maximum fee of \$25,000	Maximum fee of \$25,000	Fee increases based on higher cost of business following DON review
	charge for a certificate of approval involving: a structure and retaining some portion of that structure; or a new or existing structure including housing financed, in whole or in part, by public funding; or a new or existing structure that elects the MHA performance option	2023	Maximum fee of \$4,000		Maximum fee of \$5,000	Maximum fee of \$5,000	Fee increases based on higher cost of business following DON review
C. Public School Advisory Committee	convening and staffing School Use Advisory Committees and School Departure Citizen Advisory Committees	2023	\$135 an hour		\$139 an hour	\$139 an hour	Fee increases based on higher cost of business following DON review

NOTE: “Date Last Modified” is the effective date of change

Fee Type	Description	Last Modified	Adopted 2024 Fee		Proposed 2025 Fee	Proposed 2026 Fee	Comments
D. Major Institution Advisory Committee	fee for convening and staffing of advisory committees for the routine annual review of approved master plans and/or the review of master plan amendments	2023	\$135 an hour		\$139 an hour	\$139 an hour	Fee increases based on higher cost of business following DON review
	fee for convening and staffing of advisory committees for new master plans and for amendments to master plans		\$135 an hour		\$139 an hour	\$139 an hour	
E. Environmental (SEPA) review of projects	Review of referrals	2023	\$430 an hour		\$442 an hour	\$442 an hour	Fee increases based on higher cost of business following DON review
F. Landmark Reviews	Review of a building, site, or object's eligibility as a Seattle landmark	2023	\$430 an hour		\$442 an hour	\$442 an hour	Fee increases based on higher cost of business following DON review
G. Request for reviewing character structure TDP sending sites in the Pike/Pine Conservation Overlay District	Determining whether a character structure may be added to the list of character structures	2023	\$430 an hour		\$442 an hour	\$442 an hour	Fee increases based on higher cost of business following DON review



Legislation Text

File #: CB 120883, **Version:** 1

CITY OF SEATTLE

ORDINANCE _____

COUNCIL BILL _____

AN ORDINANCE relating to fees and charges for permits and activities of the Seattle Department of Construction and Inspections, related fees by other departments, and technical corrections; repealing Chapter 22.504 of the Seattle Municipal Code; and amending Sections 22.504.010, 22.900B.010, 22.900B.020, 22.900C.010, 22.900D.010, 22.900D.090, 22.900D.100, 22.900D.110, 22.900D.140, 22.900D.150, 22.900D.160, 22.900E.020, 22.900E.030, 22.900E.040, 22.900E.050, 22.900G.010, and 22.900G.030 of the Seattle Municipal Code.

BE IT ORDAINED BY THE CITY OF SEATTLE AS FOLLOWS:

Section 1. Chapter 22.504 of the Seattle Municipal Code, last amended by Ordinance 123453, is repealed:

~~((Chapter 22.504 PERMITS AND INSPECTIONS~~

~~22.504.010 Permit fees~~

~~An applicant for a permit to do work under this Plumbing Code shall pay for each permit, at the time of issuance, a fee in accordance with the following schedule, and at the rate provided for each classification shown in the schedule:~~

~~A. Schedule of Fees~~

~~Plumbing permit fees for fixtures or traps are calculated according to Table A-1. Reduced pressure principle backflow prevention devices and double check valve assemblies require separate permits and are calculated according to Table A-1.~~

~~For each atmospheric vacuum breaker in irrigation systems, tanks, vats, etc., or for installation on unprotected plumbing fixtures including necessary water piping~~

~~Vacuum breaker-one to five each device \$10~~

~~Vacuum breaker-over five each device \$5~~

~~Pressure vacuum breaker-each \$10~~

Table A-1 – PLUMBING AND BACKFLOW PREVENTION PERMITS		
# of Fixtures	Plumbing Permit Fee	Backflow Prevention Permit Fee
1	\$140	\$140
2-3	\$210	\$210
4-6	\$298	\$298
7-10	\$333	\$333
11 on	\$333 + \$8/fixture	\$333 + \$8/fixture

~~B. Fees for Miscellaneous Inspection Services~~

~~Fees for inspection service outside regular working hours or for inspection service requested but not covered by a permit will be charged for at a rate equal to the cost of performing the service.~~

~~Fees for permanent location inspection of factory housing or modular unit containing plumbing For each single-family dwelling or each modular unit containing plumbing \$20~~

~~Plumbing permit includes on-site connections of building drain extensions, water service and necessary gas piping connections.~~

~~Additional plumbing fixtures installed after factory installation of plumbing for each plumbing fixture or trap \$10~~

~~Fees for reconnection and retest of plumbing systems in relocated buildings For each building containing plumbing \$20~~

~~Plumbing permit includes on-site connections of building drain extensions, water service and necessary gas piping connections.~~

~~Additional plumbing fixtures installed after relocation for each plumbing fixture or trap \$10~~

~~C. For the purpose of this section, "fixture" means and includes an appliance that is connected with a water, drain or vent pipe, but a sillcock faucet or hose bibb is not considered a fixture. A sanitary plumbing outlet on or to which a plumbing fixture or appliance may be set or attached shall be construed to be a fixture.~~

~~D. Any person who commenced any work for which a permit is required by this Plumbing Code without first having obtained such permit shall upon subsequent application for the permit pay double the fee fixed by the schedule of fees for the work in subsections A and B of this section unless it is proved to the satisfaction of the Administrative Authority that the work was urgently necessary and that it was not practical to obtain a permit prior to the commencement of the work. In all such emergency cases, a permit shall be obtained as soon as it is practical to do so, and if there is an unreasonable delay in obtaining the permit, a double fee shall be charged as provided in this Code.~~

~~E. A reinspection fee of \$130 may be assessed for each inspection or reinspection if the portion of work for which inspection is called is not complete or if corrections called for are not made. This subsection does not require inspection fees the first time a job is rejected for failure to comply with this Code, but is intended to control the practice of calling for inspection or reinspection.~~

~~Reinspection fees may be assessed if the permit is not properly posted on the work site, the work to be inspected is not under test, for failure to provide access on the date for which inspection is requested or for failure to make required corrections. Requests for reinspection shall be made in writing upon forms furnished for that purpose, and shall be accompanied by the reinspection fee in accordance with this section. If reinspection fees have been assessed, additional inspection of the work shall not be performed until the required fees have been paid.~~

~~22.504.020 Refund of fees~~

~~If the work for which a permit fee has been paid is not be started, the Administrative Authority, upon proper application for refund and surrender of the permit for cancellation, shall issue a refund. In determining the amount of refund due, the Administrative Authority shall deduct the amount of the basic fee to cover the cost of~~

administration of the permit. A refund shall not be made for an expired permit.))

Section 2. Section 22.900B.010 of the Seattle Municipal Code, last amended by Ordinance 126935, is amended as follows:

22.900B.010 Base fee and hourly rate

A. The SDCI base fee shall be charged as specified in this Subtitle IX and shall be ~~(((\$257))~~ \$292.

B. Any services provided by the Department for which an hourly charge is assessed shall be charged at a rate specified in this Subtitle IX.

The hourly rate for land use review is ~~(((\$439))~~ \$498. The rate for all other hourly fees is ~~(((\$257))~~ \$292 an hour except where a different hourly rate is specified in this Subtitle IX. Where "SDCI hourly rate" is specified in this Subtitle IX, the rate is ~~(((\$257))~~ \$292 an hour.

C. If an hourly rate is specified, overtime shall be charged at that same rate. If no hourly rate is specified, overtime shall be charged at ~~(((\$257))~~ \$292 an hour. All overtime shall require approval by the Director. The minimum fee for each overtime request shall be one hour, with minimum increments of 1/4 hour, in addition to other permit fees established by this Subtitle IX.

Section 3. Section 22.900B.020 of the Seattle Municipal Code, last amended by Ordinance 126935, is amended as follows:

22.900B.020 Miscellaneous and special fees

* * *

D. Address change

The fee to correct the address on an application or, if applicable, on an issued permit is ~~(((\$69.75))~~ \$79.25. If an address change is requested that is unrelated to an application for a permit or for an issued permit, a fee of one multiplied by the base fee shall be assessed.

E. Copies of electronic and microfilm records

Charges for plans reproduced from electronic records or from the microfilm library are shown in Table B-1 for 22.900B.020.

Table B-1 for 22.900B.020- Fees for Reproductions from Electronic or Microfilm Records	
Page Size	Price
Electronic Records	
8½" x 11"	(((\$0.80)) <u>\$0.90</u> per printed page
11" x 17"	(((\$0.80)) <u>\$0.90</u> per printed page
Microfilm Records	
8½" x 11"	(((\$1.75)) <u>\$1.90</u> per copied page
11" x 17"	(((\$1.75)) <u>\$1.90</u> per copied page

Both sizes	\$0.10 per scanned image
------------	--------------------------

* * *

Section 4. Section 22.900C.010 of the Seattle Municipal Code, last amended by Ordinance 126935, is amended as follows:

22.900C.010 Land use fees

* * *

Table C-1 for 22.900C.010-LAND USE FEES	
A. MASTER USE PERMIT, ENVIRONMENTAL CRITICAL AREAS, CITY COUNCIL, HEARING EXAMINER APPROVALS	
Hours worked beyond those covered by minimum will be charged the Land Use hourly rate, unless otherwise noted, and are payable at time of invoice.	
Type of Land Use Review	Minimum Fee
General-first 10 hours of review	Land Use Hourly × 10
Low-Income Housing-first 24 hours of review ¹	Land Use Hourly × 10
1. Administrative conditional uses (ACUs) ACUs for community centers, child care centers, adult day care centers, private schools, religious facilities, and public and private libraries in neighborhood residential and multi-family zones shall be charged a minimum fee of ((\$2,195)) <u>\$2,490</u> for the first 20 hours of review. Additional hours shall be charged at the Land Use hourly rate. This exception applies if the application is for an ACU only, or an ACU combined with a variance application.	
2. Design Review The minimum fee for Administrative Design Review, Master Planned Community Design Review and Streamlined Design Review is ((\$4,390)) <u>\$4,980</u> . The minimum fee for full Design Review is ((\$8,780)) <u>\$9,960</u> , which covers the first 20 hours of review. Refer to subsection 15 of Table C-1 for 22.900C.010 for fees related to Design Review for Tree Protection.	
3. Environmental reviews (SEPA), including projects with more than one addressed site.	
4. Environmentally critical areas (ECA)	
a. Environmentally Critical Areas variance ²	
b. ECA Exception	
c. Environmentally Critical Areas Administrative Conditional Use	
5. Shoreline permits	
a. Substantial development permits	
b. Variances ² and conditional uses	
6. Short subdivisions ³ ; refer to subsection 10 of Table D-2 for 22.900D.010 for additional fees that apply to this permit type	

7. Special exceptions	
8. Variances ² Variances for community centers, child care centers, adult care centers, private schools, religious facilities, and public and private libraries in neighborhood residential and multi-family shall be charged a minimum fee of ((\$2,195)) <u>\$2,490</u> for the first 20 hours. Additional hours shall be charged at the Land Use hourly rate. This exception applies if the application is for a variance on a variance combined only with an ACU application.	
9. Type II land use approvals such as, but not limited to, planned community/residential developments, major phased developments, and other Type II approvals that are not categorized otherwise in the C-1 for 22.900C.010.	
10. The minimum fee for Council conditional uses, Rezones, Public Projects, and all other Type V land use approvals shall be ((\$8,780)) <u>\$9,960</u> , which covers the first 20 hours of review.	
11. Full subdivisions ⁴ ; refer to subsection 10 of Table D-2 for 22.900D.010 for additional fees that apply to this permit type	
12. Reserved	
13. Reserved	
* * *	
C. NON-HOURLY LAND USE FEES	
Type of Land Use Review	Fee
42. Curb cuts as a separate component	
a. Single-family residential	((\$105.35)) <u>\$119.50</u> each
b. Other than single-family residential	((\$208.35)) <u>\$236.35</u> each
43. File Management	SDCI Base Fee × 1
a. Placing projects on hold at applicant request	
b. Splitting or combining projects	
44. Intake appointments for land use reviews; fee charged for each occurrence	SDCI Base Fee × 1
45. Notice. All notice is charged based upon type for each occurrence. ⁸	
a. Land use information bulletin (GMR notice)	SDCI Base Fee × 1
b. Posting large sign or placards	((\$159.35)) <u>\$180.75</u>
c. Mailed notice	SDCI Base Fee per 500 pieces of mail or portions thereof
d. DJC decision publication	((\$250)) <u>\$283.55</u>
e. Neighborhood newspaper publication	Rate charged by newspaper
f. Public meeting room rental and/or associated costs	((\$160.55)) <u>\$182.10</u>
46. Rebuild Letters	

a. With research	SDCI Base Fee × 1
b. Without research	((\$53.90)) <u>\$61.15</u>
47. Records research by the Public Resource Ce	SDCI Base Fee × 1
48. Recording Fees, for LBA or Short Subdivisi	Rate charged by King County ⁹
49. Shoreline Extensions	SDCI Base Fee × 1
Footnotes to Table C-1 for 22.900C.010: ¹ For purposes of these land use fees, low-income housing that both (1) satisfies the definition of "housing, low income" in Section 23.84A.016; and where at least 50 percent of the total gross floor area of each structure on the site is committed to income housing use for at least 20 years. ² The single variance fee shall be applicable whether the project requires one or multiple variances. ³ Includes short subdivisions in environmentally critical areas. ⁴ Includes unit-lot subdivisions and full subdivisions in environmentally critical areas. ⁵ The fee applies if design review is initiated only for tree protection and the application has no other review under Items 1-14. ⁶ The fees for interpretations of Chapters 25.12, 25.16, 25.20, 25.21, 25.22, 25.23, and 25.30 shall be collected by the Director of the Department of Neighborhoods. ⁷ The pre-application conference fee covers a one-hour conference and one hour of research and/or follow-up review time that normally occurs, for a total of two hours. Additional pre-application review time will be charged at the Land Use hourly rate. See also subsection 22.900C.010.D. ⁸ Additional notice may be given in certain circumstances including but not limited to the following: reinstallation of environmental review signs; reposting of the land use review or environmental signs; new component reviews added subsequent to the original notice; revised decisions; and changes to the scope of the project. ⁹ Recording fees will be charged at the current rate as established and charged by King County at the time of document recording. * *	

Section 5. Section 22.900D.010 of the Seattle Municipal Code, last amended by Ordinance 126935, is amended as follows:

22.900D.010 Development permit fees

* * *

Table D-1 for 22.900D.010 - CALCULATION OF THE DEVELOPMENT FEE INDEX	
Total Valuation	Development Fee Index
\$0 to \$1,000	((\$257)) <u>\$292</u> for the first \$1,000 of value or fraction thereof
\$1,001 to \$25,000	((\$257)) <u>\$292</u> for the first \$1,000 of value plus (\$100) for each additional \$100 of value or fraction thereof
\$25,001 to \$50,000	((\$557)) <u>\$616</u> for the first \$25,000 of value plus (\$100) for each additional \$100 of value or fraction thereof

\$50,001 to \$75,000	(((\$857)) <u>\$941</u> for the first \$50,000 of value plus each additional \$100 of value or fraction thereof
\$75,001 to \$100,000	(((\$1,144.50)) <u>\$1,253.50</u> for the first \$75,000 of value plus each additional \$100 of value or fraction thereof
\$100,001 to \$175,000	(((\$1,419.50)) <u>\$1,553.50</u> for the first \$100,000 of value plus each additional \$1,000 of value or fraction thereof
\$175,001 to \$250,000	(((\$1,832)) <u>\$2,041</u> for the first \$175,000 of value plus each additional \$1,000 of value or fraction thereof
\$250,001 to \$500,000	(((\$2,244.50)) <u>\$2,528.50</u> for the first \$250,000 of value plus each additional \$1,000 of value or fraction thereof
\$500,001 to \$750,000	(((\$3,557)) <u>\$4,091</u> for the first \$500,000 of value plus each additional \$1,000 of value or fraction thereof
\$750,001 to \$1,000,000	(((\$4,807)) <u>\$5,591</u> for the first \$750,000 of value plus each additional \$1,000 of value or fraction thereof
\$1,000,001 to \$1,500,000	(((\$6,057)) <u>\$7,091</u> for first \$1,000,000 of value plus each additional \$1,000 of value or fraction thereof
\$1,500,001 to \$2,000,000	(((\$8,432)) <u>\$9,966</u> for the first \$1,500,000 of value plus each additional \$1,000 of value or fraction thereof
\$2,000,001 to \$2,500,000	(((\$10,807)) <u>\$12,716</u> for first \$2,000,000 of value plus each additional \$1,000 of value or fraction thereof
\$2,500,001 to \$3,000,000	(((\$12,932)) <u>\$15,216</u> for the first \$2,500,000 of value plus each additional \$1,000 of value or fraction thereof
\$3,000,001 to \$3,500,000	(((\$15,057)) <u>\$17,716</u> for first \$3,000,000 of value plus each additional \$1,000 of value or fraction thereof
\$3,500,001 to \$4,000,000	(((\$17,057)) <u>\$19,966</u> for first \$3,500,000 of value plus each additional \$1,000 of value or fraction thereof
\$4,000,001 to \$4,500,000	(((\$19,057)) <u>\$22,091</u> for first \$4,000,000 of value plus each additional \$1,000 of value or fraction thereof
\$4,500,001 to \$5,000,000	(((\$20,807)) <u>\$23,966</u> for the first \$4,500,000 of value plus each additional \$1,000 of value or fraction thereof
\$5,000,001 to \$10,000,000	(((\$22,557)) <u>\$25,841</u> for the first \$5,000,000 of value plus each additional \$1,000 of value or fraction thereof
\$10,000,001 to \$25,000,000	(((\$37,557)) <u>\$42,091</u> for the first \$10,000,000 of value plus each additional \$1,000 of value or fraction thereof
\$25,000,001 to \$50,000,000	(((\$82,557)) <u>\$90,841</u> for the first \$25,000,000 of value plus each additional \$1,000 of value or fraction thereof
\$50,000,001 to \$75,000,000	(((\$157,557)) <u>\$172,091</u> for the first \$50,000,000 of value plus each additional \$1,000 of value or fraction thereof

\$75,000,001 to \$100,000,000	(((\$220,057)) <u>\$240,841</u> for the first \$75,000,000 <u>\$2.75</u> for each additional \$1,000 of value or fraction
\$100,000,001 to \$150,000,000	(((\$282,557)) <u>\$309,591</u> for the first \$100,000,000 <u>\$2.25</u> for each additional \$1,000 of value or fraction
\$150,000,001 to \$200,000,000	(((\$382,557)) <u>\$422,091</u> for the first \$150,000,000 <u>\$2.25</u> for each additional \$1,000 of value or fraction
\$200,000,001 and up	(((\$482,557)) <u>\$534,591</u> for the first \$200,000,000) <u>\$2</u> for each additional \$1,000 of value or fraction

Table D-2 for 22.900D.010 - CALCULATION OF DEVELOPMENT FEES DETERMINED

Type of Development	Percent of Development Fee Index (DFI) Calculated from Project Value as Specified in Table D-1 ¹ for 22.900D.010	
	Permit Fee	Plan Review Fee
* * *		
5. Blanket permit review fees:		
a. Tenant alterations applied for 18 months of the date of issuance of certificate of occupancy within 100 ft. where the area of work is more than 100 ft.	(((\$3.30)) <u>\$3.70</u> per 100 square feet ¹	(((\$3.75)) <u>\$4.25</u> per 100 square feet ¹
b. Tenant alterations applied for 18 months of the date of issuance of certificate of occupancy	100% of DFI	100% of DFI
6. Initial tenant alterations applied for 18 months of the date of issuance of certificate of occupancy (nonblanket shell and core initial tenant improvements to shell and core)	50% of DFI based on new building value of shell and core	50% of DFI based on new building value of shell and core
* * *		
14. Single-family seismic retrofit		
a. Permit for work in full compliance with Project Impact Standards/Plans for earthquake home retrofit (EHR)	Base fee × 1	None

b. Permit for work in partial compliance with ((Project Impact Standards/Plan earthquake home retrofit (EHR)) additional engineering design of not in compliance	Base fee × 1	SDCI hourly rate with 1 hour minimum
c. Voluntary seismic upgrades engineering/design and not per ((Standards/Plans)) prescriptive earthquake retrofit (EHR) plan set	100% of DFI	100% of DFI
* * *		
Footnotes to Table D-2 for 22.900D.010 ¹ The minimum permit fee or plan review fee for value-based plan review fee for subject-to-field-inspection (STFI) value-based plan review is (((\$102.95)) \$111) initial tenants that reflect the use and occupancy established in the shell and core permit. The value used in calculating value for the shell and core permit. ⁴ If a swimming pool is located within an building plans for that building, a separate fee shall not be charged for the swimming pool. The square area of the principal occupancy of the building. ⁵ This fee shall not apply to any on-site, temporary permit is in force. ⁶ Master use permit fees for such temporary uses shall be charged according to		

* * *

H. Certificate of Occupancy. The issuance of a Certificate of Occupancy for existing buildings, either if no Certificate of Occupancy has previously been issued or if a change of occupancy is requested, requires a building permit. If there is no construction valuation (there is no work that would require a building permit), the minimum building permit fee shall be assessed. In addition to the minimum building permit fee, if records research, plan examination or inspection is required, charges shall be assessed at the SDCI hourly rate. If work is being done as authorized by a permit, the permanent Certificate of Occupancy fee is not assessed in addition to the building permit fee. The fee for a temporary Certificate of Occupancy shall be charged at the rate of 1/2 the base fee. The fee for the duplication of a Certificate of Occupancy is (((\$43.05)) \$48.85) unless records research, plan examination, or inspection is required, in which case charges shall be assessed at the SDCI hourly rate.

* * *

Section 6. Section 22.900D.090 of the Seattle Municipal Code, last amended by Ordinance 126709, is amended as follows:

22.900D.090 Permit fees for mechanical equipment and systems, other than boilers and pressure vessels and refrigeration systems

* * *

Table D-8 for 22.900D.090 - PERMIT FEES FOR MECHANICAL EQUIPMENT

Type of Installation	Fee
Forced air, gravity-type, or floor furnace, gas or oil heater, heat pump, recessed wall heater or floor-mount heater, wall furnace, circulating heater, or woodstove insert including ducts and burners attached thereto	(((\$53.20)) <u>\$60.35</u> per unit
New gas or oil burners and newly installed used burners ¹	(((\$66.55)) <u>\$75.50</u> per unit
Appliance vents Class A, B, BW, or L if installed	(((\$52.75)) <u>\$59.85</u> per unit
Mechanical air-moving systems	See Table D-2 for 22.900D.010
Appliances or equipment or other work not classed in other categories, or for which no other fee is listed	Hourly at the SDCI hourly rate. Minimum of 1/2 hour.
Footnote to Table D-8 for 22.900D.090 ¹ See Table D-12 for 22.900D.110 for rates for burners in	

Section 7. Section 22.900D.100 of the Seattle Municipal Code, last amended by Ordinance 126709, is amended as follows:

22.900D.100 Refrigeration equipment and systems

A. Fees for the installation, addition, repair, replacement, and alteration of refrigeration equipment and systems shall be charged as set in Table D-10 for 22.900D.100.

B. Temporary installations of ten days' duration or less, made for the purposes of exhibition, display, or demonstration, shall be charged a fee of (((\$65.60)) \$74.40 for each installation.

Table D-10 for 22.900D.100 - REFRIGERATION PERMIT FEES ¹	
Type or Size of System/Equipment	Fee
Basic fee²	(((\$37.45)) <u>\$42.50</u>
((Additional installation fee per compressor)) <u>Additional installation fee per compressor</u>	<u>Fee</u>
0-5 tons	(((\$31.35)) <u>\$35.55</u>
6-25 tons	(((\$63.70)) <u>\$72.25</u>
26-100 tons	(((\$119.25)) <u>\$135.25</u>
101-500 tons	(((\$168.20)) <u>\$190.80</u>
Over 500 tons	(((\$204.30)) <u>\$231.70</u>
Repair and alteration (value of work)	<u>Fee</u>
\$0-\$1,000	(((\$31.35)) <u>\$35.55</u>

\$1,001-\$5,000	(((\$45.60)) <u>\$51.70</u>
\$5,001-\$10,000	(((\$78.85)) <u>\$89.45</u>
Over \$10,000	(((\$77.90)) <u>\$88.35</u> plus (((\$31.35)) <u>\$35.55</u> /each \$5,000 or fraction thereof of valuation above \$10,000
Footnotes to Table D-10 for 22.900D.100 ¹ Where the application for permit shows horsepower rather than cooling tonnage, the fees of this table shall apply at a rate of one horsepower equals one ton of cooling capacity. ² The basic fee applies to new installations, repairs, and alterations.	

Section 8. Section 22.900D.110 of the Seattle Municipal Code, last amended by Ordinance 126935, is amended as follows:

22.900D.110 New installations and alternations of boilers and pressure vessels

* * *

Table D-12 for 22.900D.110 - INSTALLATION PERMIT FEES FOR BOILERS AND PRESSURE VESSELS

Type of Installation			Installation Fee
Boilers	Heated By Combustion Products Heat (In KW)	Electric Power Input (In KW)	
	0-250	0-200	(((\$283.10)) <u>\$400.7</u>
	>250-500	201-400	(((\$420.35)) <u>\$595</u>
	>500-750	401-600	(((\$563.70)) <u>\$797.9</u>
	>750-1,000	601-800	(((\$813.70)) <u>\$1,151.75</u>
	> 1,000	Over 800	(((\$1,029.40)) <u>\$1,457.10</u>
Pressure Vessels ¹	Length times diameter in square feet		
	0-15		(((\$189.95)) <u>\$268.9</u>
	>15-30		(((\$248.80)) <u>\$352.1</u>
	>30-50		(((\$360.30)) <u>\$510</u>
	>50-100		(((\$464.40)) <u>\$657.4</u>
	>100		(((\$563.70)) <u>\$797.9</u>
Burner ²	0-12,500,000 Btu/hr		(((\$283.10)) <u>\$400.7</u> (each fuel)
	Over 12,500,000 Btu/hr		(((\$438.70)) <u>\$621</u> (each fuel)

Automatic certificate	0-12,500,000 Btu/hr	((\$283.10) <u>\$400.7</u> (each fuel)
	Over 12,500,000 Btu/hr	((\$438.70) <u>\$621</u> (each fuel)
Monitoring System	Per Boiler	((\$523.30) <u>\$740.7</u>
* * *		

Section 9. Section 22.900D.140 of the Seattle Municipal Code, last amended by Ordinance 126935, is amended as follows:

22.900D.140 New installations and alterations of elevators and other conveyances

* * *

Table D-13 for 22.900D.140 - PERMIT FEES FOR ELEVATORS AND OTHER CONVEYANCES	
New Installations and Relocations	
Type of Conveyance	Fee
Hydraulic elevators	((\$739) <u>\$939.35</u> plus ((\$63.75) <u>\$81.05</u> per hoistway opening
Cabled geared and gearless elevators	((\$1,416.65) <u>\$1,800.70</u> plus ((\$107.80) <u>\$137.05</u> per hoistway opening
Residential hydraulic and cabled elevators	((\$557.55) <u>\$708.70</u>
Dumbwaiters, manual doors	((\$268.35) <u>\$341.10</u> plus ((\$31.90) <u>\$40.55</u> per hoistway opening
Dumbwaiters, power doors	((\$268.35) <u>\$341.10</u> plus ((\$75.95) <u>\$96.55</u> per hoistway opening
Escalators and moving walks	((\$2,102.90) <u>\$2,671.85</u> plus the following: (width in inches + run in feet + vertical rise in feet) x ((\$6.45) <u>\$8.20</u>
Accessibility lifts (vertical and inclined)	((\$430.15) <u>\$546.75</u>
Material lifts	((\$517.15) <u>\$657.35</u>
Alterations & Repairs	
Type of Conveyance	Fee
Accessibility lifts (vertical and inclined)	((\$214.45) <u>\$272.55</u> plus ((\$31.90) <u>\$40.55</u> for each \$1,000 of construction value or fraction thereof

Other elevators, escalators, walks, dumbwaiters and lifts	((\$257.40) <u>\$327.20</u> plus ((\$42.95) <u>\$54.60</u> for each \$1,000 of construction value or fraction thereof
Elevator Cosmetic Alterations Only:	
Weight differential less than or equal to 5%	((\$257.40) <u>\$327.20</u> plus ((\$42.95) <u>\$54.60</u> for each \$1,000 of construction value or fraction thereof, to a maximum fee of ((\$517.15) <u>\$657.35</u>
Weight differential greater than 5%	((\$257.40) <u>\$327.20</u> plus ((\$42.95) <u>\$54.60</u> for each \$1,000 of construction value or fraction thereof
Alteration or replacement of a door opening device	((\$308.85) <u>\$392.60</u> per opening device

Section 10. Section 22.900D.150 of the Seattle Municipal Code, last amended by Ordinance 126709, is amended as follows:

22.900D.150 Electrical permit fees

* * *

Table D-14 for 22.900D.150 - ELECTRICAL PERMIT FEES (When Plans Are Reviewed)	
Total Valuation	Fee
\$0 to \$1,000	((\$230) <u>\$260</u> for the first \$1,000 of value or fraction thereof
\$1,001 to \$5,000	((\$230) <u>\$260</u> for the first \$1,000 of value plus \$2.50 for each additional \$100 of value or fraction thereof
\$5,001 to \$25,000	((\$470) <u>\$500</u> for the first \$5,000 of value plus \$2.50 for each additional \$100 of value or fraction thereof
\$25,001 to \$50,000	((\$1,020) <u>\$1,050</u> for the first \$25,000 of value plus \$2.50 for each additional \$100 of value or fraction thereof
\$50,001 to \$75,000	((\$1,645) <u>\$1,675</u> for the first \$50,000 of value plus \$2.25 for each additional \$100 of value or fraction thereof
\$75,001 to \$100,000	((\$2,207.50) <u>\$2,237.50</u> for the first \$75,000 of value plus \$2 for each additional \$100 of value or fraction thereof

\$100,001 to \$175,000	(((\$2,707.50)) <u>\$2,737.50</u> for the first \$100,000 of value plus \$8 for each additional \$1,000 of value or fraction thereof
\$175,001 to \$250,000	(((\$3,307.50)) <u>\$3,337.50</u> for the first \$175,000 of value plus \$7.50 for each additional \$1,000 of value or fraction thereof
\$250,001 to \$500,000	(((\$3,870)) <u>\$3,900</u> for the first \$250,000 of value plus \$6.50 for each additional \$1,000 of value or fraction thereof
\$500,001 to \$750,000	(((\$5,620)) <u>\$5,650</u> for the first \$500,000 of value plus \$6.50 for each additional \$1,000 or fraction thereof
\$750,001 to \$1,000,000	(((\$7,245)) <u>\$7,275</u> for the first \$750,000 of value plus \$6.50 for each additional \$1,000 of value or fraction thereof
\$1,000,001 to \$1,500,000	(((\$8,745)) <u>\$8,775</u> for the first \$1,000,000 of value plus \$5.50 for each additional \$1,000 of value or fraction thereof
\$1,500,001 to \$2,000,000	(((\$11,495)) <u>\$11,525</u> for the first \$1,500,000 of value plus \$5 for each additional \$1,000 of value or fraction thereof
\$2,000,001 to \$2,500,000	(((\$13,995)) <u>\$14,025</u> for the first \$2,000,000 of value plus \$4.50 for each additional \$1,000 of value or fraction thereof
\$2,500,001 to \$3,000,000	(((\$16,245)) <u>\$16,275</u> for the first \$2,500,000 of value plus \$4 for each additional \$1,000 of value or fraction thereof
\$3,000,001 to \$3,500,000	(((\$18,245)) <u>\$18,275</u> for the first \$3,000,000 of value plus \$3.50 for each additional \$1,000 of value or fraction thereof
\$3,500,001 to \$4,000,000	(((\$19,995)) <u>\$20,025</u> for the first \$3,500,000 of value plus \$3 for each additional \$1,000 of value or fraction thereof
\$4,000,001 to \$4,500,000	(((\$21,495)) <u>\$21,525</u> for each additional \$4,000,000 of value plus \$2.75 for each additional \$1,000 of value or fraction thereof
\$4,500,001 to \$5,000,000	(((\$22,870)) <u>\$22,900</u> for the first \$4,500,000 of value plus \$2.50 for each additional \$1,000 of value or fraction thereof
\$5,000,001 to \$10,000,000	(((\$24,120)) <u>\$24,150</u> for the first \$5,000,000 of value plus \$2.25 for each additional \$1,000 of value or fraction thereof

\$10,000,001 and up	(((\$34,120)) <u>\$34,150</u> for the first \$10,000,000 of plus \$2 for each additional \$1,000 of value or fr thereof
Correction or revision	SDCI hourly rate, 1 hour minimum
Get started - when submitting application with plans - branch circuits only	1/2 base fee plus administrative fee

Table D-15 for 22.900D.150 - ELECTRICAL PERMIT FEES (When Plans Are Not Required)

1. Administrative Fee			
a. An administrative fee of ((\$49.24)) <u>\$52.45</u> will be charged in addition to the other fees specified			
b. A change fee of ((\$49.24)) <u>\$52.45</u> will be charged if work is added to an issued permit and if o			
* * *			
3. Feeders (Including Generators)¹			
	Size	120v-480v	> 480v
	15-25A	((\$18.65)) <u>\$19.85</u>	1/4 × base fee
	30-50A	((\$38.70)) <u>\$41.20</u>	1/4 × base fee
	60-125A	1/2 × base fee	1/2 × base fee
	150A & less t 400A	3/4 × base fee	1 × base fee
	400A	plan review required	plan review required
4. Connections, Devices, and Branch Circuits²			
a. Connections		Fee	
Light outlet, switches, dimmers, receptacles, luminaire		((\$2.35)) <u>\$2.50</u> each	
Track lighting or multi-outlet assembly		((\$2.35)) <u>\$2.50</u> for every 2 feet of track	
b. Devices and Branch Circuits		Fee	
Non-electrical furnace		((\$18.70)) <u>\$19.90</u> each	
Dedicated appliances & utilization circuits (cord and plug or direct wired):			
(15-50A) Ranges, water heaters, etc.		((\$18.70)) <u>\$19.90</u> each	
Floodlight ³		((\$8.50)) <u>\$9.05</u> each	
Sign circuit (required for commercial spaces)		((\$48.25)) <u>\$51.40</u> each	
5. Transformer Installations³		Fee	
Up to 300 VA		((\$8.50)) <u>\$9.05</u>	
300 VA to 6 KVA		((\$18.70)) <u>\$19.90</u>	
7 KVA to 15 KVA		((\$57.30)) <u>\$61.00</u>	

16 KVA to 45 KVA	$1/2 \times$ base fee
46 KVA to 112.5 KVA	$3/4 \times$ base fee
≥ 113 KVA	$1 \times$ base fee
6. Motor Installations	Fee
Up to 1/3 HP	((\\$8.50)) <u>\$9.05</u>
1/3 HP to 3/4 HP	((\\$18.70)) <u>\$19.90</u>
1 HP to 3 HP	((\\$28.05)) <u>\$29.85</u>
4 HP to 5 HP	((\\$36.45)) <u>\$38.80</u>
6 HP to 20 HP	$1/4 \times$ base fee
21 HP to 50 HP	$1/2 \times$ base fee
≥ 51 HP	$3/4 \times$ base fee
7. Electrical Furnaces and Heaters	Fee
Up to 2 KW	((\\$8.50)) <u>\$9.05</u>
2 KW to 5 KW	((\\$18.70)) <u>\$19.90</u>
6 KW to 15 KW	((\\$24.10)) <u>\$25.65</u>
16 KW to 30 KW	$1/4 \times$ base fee
31 KW to 100 KW	$1/2 \times$ base fee
≥ 101 KW	$3/4 \times$ base fee
8. Low-voltage and Communication Systems	Fee
a. Low-voltage systems ⁵ : sound systems,	Requires separate permit for each system
Control unit	((\\$14.55)) <u>\$15.50</u> each
Device (activating, horn, alarm, etc.)	((\\$2.35)) <u>\$2.50</u> each
Control systems (> 100 volts) shall be based on the feeder schedule.	
b. Communications systems ⁶ : voice cable	The maximum fee is ((\\$559.70)) <u>\$596.10</u>
Control unit	((\\$14.55)) <u>\$15.50</u>
Outlet	((\\$2.35)) <u>\$2.50</u> each
9. Special Events	
a. Inspections occurring during normal business hours: Hourly at the SDCI hourly rate; minimum	
b. Inspections occurring outside normal business hours: Hourly at the SDCI hourly rate; minimum	
10. Inspections for which no other fee is permitted	Fee
Each	Hourly at the SDCI hourly rate; minimum 1/2 hour
11. Renewable Energy Systems (photovoltaic, wind power generation)	Fee
0 KW to ((7.6 KW)) <u>12 KW</u> ⁷	((3/4)) <u>1.5</u> \times base fee
Over 12 KW - 26 KW ⁸	<u>3</u> \times base fee

((7.7 KW and over)) Over 26 KWkw		Plan review required
12. Size overcurrent protection for Electrical Vehicle (EV) charging stations		
Select fee for installed.	Charging Station Level 2A (240 V 1 PHASE) Level 2B (208 V 3 PHASE)	Charging Station Level 3 (277-480 V 3 PHASE)
15 TO 25 AM	(((\$18.60)) \$19.80	1/4 × base fee
30 TO 50 AM	(((\$38.95)) \$41.50	1/4 × base fee
60 TO 125 A	1/2 × base fee	1/2 × base fee
150 TO 225 A	3/4 × base fee	1 × base fee
250 TO 400 A	Requires plan review	Requires plan review
OVER 450 A	Requires plan review	Requires plan review
13. Selective Coordination Study Review: SDCI hourly rate, 1 hour minimum		
Footnotes to Table D-15 for 22.900D.150 ¹ Feeders will be charged only for (a) subpanels, (b) dis fee is charged per luminaire. ⁴ The transformer fee includes the primary feeder and one secondary include, but are not limited to, systems listed in Chapter 7 of the Seattle Electrical Code. Exempt: supporting documents and one-line diagram for system installation to OTC permit. ⁸ Photovoltaic		

Section 11. Section 22.900D.160 of the Seattle Municipal Code, last amended by Ordinance 126935, is amended as follows:

22.900D.160 Sign, awning, and canopy permit fees

A. Permanent signs. For permanent signs, a permit fee of (((\$170.35)) \$193.20 shall be charged for the first 32 square feet or less of the total display area of the sign plus an additional charge for each 10 square feet or fraction thereof of total display area in excess of 32 square feet as shown in Table D-16 for 22.900D.160. A permit is required for all electric signs, and all signs exceeding 5 square feet in area that fall outside the allowances in Section 23.55.012.

Table D-16 for 22.900D.160-Permanent Sign Fees		
Permanent Sign Size	Marginal Rate for Additional Charge	Applied Fee
0 to 32 sq. ft.		(((\$170.35)) \$193.20 for the first thereof

32 to 100 sq. ft.	(((\$27.70)) <u>\$31.45</u>	(((\$170.35)) <u>\$193.20</u> for the first <u>\$31.45</u> per additional 10 sq. ft. of
100 to 150 sq. ft.	(((\$30.55)) <u>\$34.65</u>	(((\$364.25)) <u>\$413.35</u> for the first) <u>\$34.65</u> per additional 10 sq. ft.
150 to 200 sq. ft.	(((\$30.55)) <u>\$34.65</u>	(((\$517)) <u>\$586.60</u> for the first 150 <u>\$34.65</u> per additional 10 sq. ft. of
200 to 250 sq. ft.	(((\$33.75)) <u>\$38.25</u>	(((\$669.75)) <u>\$759.85</u> for the first) <u>\$38.25</u> per additional 10 sq. ft.
250 to 300 sq. ft.	(((\$33.75)) <u>\$38.25</u>	(((\$838.50)) <u>\$951.10</u> for the first) <u>\$38.25</u> per additional 10 sq. ft.
300 to 350 sq. ft.	(((\$37.30)) <u>\$42.30</u>	(((\$1,007.25)) <u>\$1,142.35</u> for the <u>\$37.30</u>) <u>\$42.30</u> per additional 10 thereof
350 to 400 sq. ft.	(((\$37.30)) <u>\$42.30</u>	(((\$1,193.75)) <u>\$1,353.85</u> for the <u>\$37.30</u>) <u>\$42.30</u> per additional 10 thereof
400 to 450 sq. ft.	(((\$41.10)) <u>\$46.60</u>	(((\$1,380.25)) <u>\$1,565.35</u> for the <u>\$41.10</u>) <u>\$46.60</u> per additional 10 thereof
450 to 500 sq. ft.	(((\$41.10)) <u>\$46.60</u>	(((\$1,585.75)) <u>\$1,798.35</u> for the <u>\$41.10</u>) <u>\$46.60</u> per additional 10 thereof
500 to 550 sq. ft.	(((\$45.35)) <u>\$51.45</u>	(((\$1,791.25)) <u>\$2,031.35</u> for the <u>\$45.35</u>) <u>\$51.45</u> per additional 10 thereof
550 to 600 sq. ft.	(((\$45.35)) <u>\$51.45</u>	(((\$2,018)) <u>\$2,288.60</u> for the first) <u>\$51.45</u> per additional 10 sq. ft.
600 to 650 sq. ft.	(((\$50.10)) <u>\$56.85</u>	(((\$2,244.75)) <u>\$2,545.85</u> for the <u>\$50.10</u>) <u>\$56.85</u> per additional 10 thereof
650 sq. ft. and up	(((\$55.30)) <u>\$62.70</u>	(((\$2,495.25)) <u>\$2,830.10</u> for the <u>\$55.30</u>) <u>\$62.70</u> per additional 10 thereof

* * *

D. Wall signs. The maximum fee for signs painted on or otherwise applied directly to the building wall without a frame or mechanical fasteners is (((\$779.40)) \$884.

* * *

Section 13. Section 22.900E.020 of the Seattle Municipal Code, last amended by Ordinance 126935, is amended as follows:

22.900E.020 Boiler and pressure vessel certificates of ~~((operation))~~ inspection

A. The fee for certificates of ~~((operation))~~ inspection for boilers and pressure vessels shall be charged in accordance with Table E-1 for 22.900E.020. Where the inspection is performed by the City, the certificate fee includes the certificate of ~~((operation))~~ inspection, the inspection and one reinspection, if necessary.

B. Fees for boiler and pressure vessels that are inspected by authorized insurance company inspectors are 50 percent of those set forth in Table E-1 for 22.900E.020, but the 50 percent rate shall not apply to the charges for control and limit devices for automatic boilers specified in Table E-1 for 22.900E.020. No fee shall be less than the minimum fee.

Table E-1 for 22.900E.020 - FEES FOR CERTIFICATES OF ((OPERATION)) <u>INSPECT</u>			
Type of Installation			Reinspection Certificate F
Boilers ²	Heating By Combustion Pr	Heated By Electricity Elect	
	Surface (In Square Feet)	Power Input (In KW)	
	0-250	0-200	(((\$167.85)) \$
	251-500	201-400	(((\$312.50)) \$
	501-750	401-600	(((\$459.55)) \$
	751-1,000	601-800	(((\$707.15)) \$
Controls and limit devices addition to those fees listed	Automatic boilers (input)		Annual
	0-12,500,000 Btu		(((\$167.85)) \$
	Over 12,500,000		(((\$208.35)) \$
Monitoring systems for automatic boiler (Charged in addition to thos			Annual
			(((\$416.65)) \$589.75
Unfired press		Rating Size	Biennial
		0-15	(((\$97.45)) \$1

	16-30	(((\$167.85)) \$
	31-50	(((\$273.30)) \$
	51-100	(((\$355.40)) \$
	Over 100	(((\$523.30)) \$
Domestic water heaters located in Group A, E, or I Occupancy		Biennial (((\$6
		<u>\$90.20</u>
Footnotes to Table E-1 for 22.900E.020 ¹ Rating size is the product of the two greatest dimensions of vessels. ² Fees for low-pressure hot water supply boilers installed prior to January 1, 1989, consider the same size.		

Section 13. Section 22.900E.030 of the Seattle Municipal Code, last amended by Ordinance 126935, is amended as follows:

22.900E.030 Fees for elevator certificates of inspection

* * *

Table E-2 for 22.900E.030 - FEES FOR ELEVATOR CERTIFICATES OF INSPECTION	
Type of Conveyance	Fee for Each Conveyance
Hydraulic elevators	(((\$236.50)) <u>\$300.60</u>
Cable elevators ^{1,2}	(((\$322.30)) <u>\$409.65</u> plus (((\$24.75)) <u>\$31.45</u> for each hoistway opening in excess of two
Sidewalk elevators	(((\$214.45)) <u>\$272.55</u>
Hand-powered elevators	(((\$214.45)) <u>\$272.55</u>
Dumbwaiters	(((\$214.45)) <u>\$272.55</u>
Escalators and moving walks	(((\$322.30)) <u>\$409.65</u>
Accessibility lifts (vertical and inclined)	(((\$214.45)) <u>\$272.55</u>
Material lifts	(((\$214.45)) <u>\$272.55</u>
Fire emergency systems, Phase I or both Phase I and II	(((\$107.80)) <u>\$137.05</u>
Footnotes to Table E-2 for 22.900E.030: ¹ Elevators having a continuous hoistway wall of 100 ft or more shall be charged a fee of (((\$523.30)) <u>\$665.15</u> plus (((\$24.10)) <u>\$30.60</u> for each hoistway opening in excess of two. ² The fee for roped hydraulic elevators is the same as cable elevators.	

Section 14. Section 22.900E.040 of the Seattle Municipal Code, last amended by Ordinance 126709, is

amended as follows:

22.900E.040 Refrigeration systems annual operating permit fee

The annual operating permit fee for any refrigeration system is charged at a fee of ~~(((\$110.25))~~ \$125.05 per piece of equipment to be inspected.

Section 16. Section 22.900E.050 of the Seattle Municipal Code, last amended by Ordinance 126935, is amended as follows:

22.900E.050 Boiler, refrigeration, and gas piping licenses and examinations

* * *

Table E-4 for 22.900E.050 - FEES FOR BOILER, REFRIGERATION, AND GAS PIPING AND EXAMINATIONS	
--	--

License Fees:	
---------------	--

Refrigeration Contractor	
--------------------------	--

Class A	(((\$275.75)) <u>\$312.75</u>
Class B	(((\$275.75)) <u>\$312.75</u>
Class C	(((\$440)) <u>\$499.05</u>
Journeyman refrigeration mechanic	(((\$122.55)) <u>\$139</u>
Refrigeration operating engineer	(((\$122.55)) <u>\$139</u>
Steam engineers and boiler firemen (all grades)	(((\$122.55)) <u>\$139</u>
Boiler supervisor, all grades	(((\$136)) <u>\$154.30</u>
Gas piping mechanic	(((\$122.55)) <u>\$139</u>
Examination fees - all licenses	(((\$55.15)) <u>\$62.55</u>

Section 16. Section 22.900G.010 of the Seattle Municipal Code, last amended by Ordinance 126709, is amended as follows:

22.900G.010 Fees for Department of Neighborhoods review

The following fees shall be collected by the Director of the Department of Neighborhoods and deposited in the General Fund unless otherwise specified.

A. Certificate of approval fees. There is a charge for a certificate of approval as required by all

applicable ordinances for the construction or alteration of property in a designated special review district, Landmark, Landmark District, or historic district of \$25 for construction costs of \$1,500 or less, plus \$10 for each additional \$5,000 of construction costs, up to a maximum fee of (~~(\$20,000)~~) \$25,000, except that the maximum fee for a certificate of approval shall be (~~(\$4,000)~~) \$5,000 if for construction or alteration involving: a structure and retaining some portion of that structure; or a new or existing structure including housing financed, in whole or in part, by public funding; or a new or existing structure that elects the MHA performance option according to Sections 23.58B.050 or 23.58C.050. If an applicant applies for a certificate of approval for the preliminary design of a project and later applies for a certificate of approval for a subsequent phase or phases of the same project, a fee shall only be charged for the first application. There is an additional charge of \$25 for a certificate of use approval in the Pioneer Square Preservation District, the Pike Place Market Historical District, and the International Special Review District.

* * *

C. Public School Advisory Committee fees. There is a charge of (~~(\$135)~~) \$139 an hour for convening and staffing School Use Advisory Committees and School Departure Citizen Advisory Committees.

D. Major Institution Advisory Committee fees. The fee for convening and staffing of advisory committees for the routine annual review of approved master plans and/or the review of master plan amendments is (~~(\$135)~~) \$139 an hour. The fee for convening and staffing of advisory committees for new master plans and for amendments to master plans is (~~(\$135)~~) \$139 an hour.

E. Environmental (SEPA) review of projects. Review of referrals pursuant to subsections 25.05.675.H.2.c and 25.05.675.H.2.d by the City Historic Preservation Officer is charged at (~~(\$430)~~) \$442 an hour.

F. Landmark reviews. Review of a building, site, or object's eligibility as a Seattle landmark pursuant to subsection 25.05.800.B or upon request is charged at (~~(\$430)~~) \$442 an hour.

G. Requests for reviewing character structure TDP sending sites in the Pike/Pine Conservation Overlay

District. The Department of Neighborhoods' hourly review fee is ~~(((\$430))~~ \$442 an hour for determining whether a character structure may, if requested by a property owner, be added to the list of character structures in the Seattle Department of Construction and Inspections Director's Rule promulgated according to Section 23.73.005.

Section 17. Section 22.900G.030 of the Seattle Municipal Code, last amended by Ordinance 124047, is amended as follows:

22.900G.030 Fees for review by Public Health-Seattle & King County

A. Fees for plumbing, medical or dental gas, lab gas, and fuel gas piping shall be collected by the Director of Public Health - Seattle & King County in accordance with chapter 16.32 of the King County Code. ~~((The gas piping installation fee is calculated according to Table G-2 for 22.900G.030. A minimum of \$140 is nonrefundable.~~

~~B. The fee shall not apply to the installation of any domestic hot water heaters or any other domestic gas-fired appliance connected to a plumbing system whenever such appliance or heater is included in a plumbing installation for which a basic plumbing permit has been issued.~~

~~C. A reinspection fee for fuel gas piping of \$130 may be assessed for each inspection where such portion of work for which inspection is called for is not complete or when corrections called for are not made. This is not to be interpreted as requiring inspection fees the first time a job is rejected for failure to comply with the requirements of this Code, but as controlling the practice of calling for inspection or reinspection. Reinspection fees may be assessed when the permit is not properly posted on the work site, the work to be inspected is not under test, and for failure to make required corrections. To obtain a reinspection the applicant shall file an application therefor in writing upon a form furnished for that purpose, and pay the reinspection fee in accordance with this Code. In instances in which reinspection fees have been assessed, no additional inspection of the work will be performed until the required fees have been paid.))~~

Table G-2 for 22.900G.030 – GAS PIPING INSTALLATION FEE
--

# of Outlets	Fee
1-4	\$140
5-6	\$175
7-9	\$210
10	\$245
11 on	\$245 + \$10/outlet

Section 18. This ordinance shall take effect on January 1, 2026. If an ordinance takes effect earlier than this ordinance that amends any language this ordinance also amends, this ordinance's amendments will take precedence over those amendments.

Passed by the City Council the _____ day of _____, 2024, and signed by
me in open session in authentication of its passage this _____ day of _____, 2024.

President _____ of the City Council

Approved / returned unsigned / vetoed this _____ day of _____, 2024.

Bruce A. Harrell, Mayor

Filed by me this _____ day of _____, 2024.

Scheereen Dedman, City Clerk

(Cont)

SUMMARY and FISCAL NOTE

Department:	Dept. Contact:	CBO Contact:
SDCI	Shane Muchow	Christie Parker

1. BILL SUMMARY

Legislation Title: AN ORDINANCE relating to fees and charges for permits and activities of the Seattle Department of Construction and Inspections, related fees by other departments, and technical corrections; repealing Chapter 22.504 of the Seattle Municipal Code; and amending Sections 22.504.010, 22.900B.010, 22.900B.020, 22.900C.010, 22.900D.010, 22.900D.090, 22.900D.100, 22.900D.110, 22.900D.140, 22.900D.150, 22.900D.160, 22.900E.020, 22.900E.030, 22.900E.040, 22.900E.050, 22.900G.010, and 22.900G.030 of the Seattle Municipal Code.

Summary and Background of the Legislation:

This legislation revises a portion of SDCI's fees and charges beginning on January 1, 2026. The majority of SDCI's fees and charges were last revised in Ordinance 126935 effective January 1, 2024, which provided an inflationary adjustment of 2%. A separate bill included in the Executive's 2025-2026 Proposed Budget increases fees in 2025 by an inflationary adjustment of 6.5%, an increase in value-based building development plan review and permit fees, other revenue-neutral technical and language changes, and an increase in permit and inspection certificate fees for boiler, pressure vessel, and elevator equipment. This legislation includes an additional inflationary adjustment of 6.5% to set fees at a rate that will recover the costs of permitting work and does not include an additional increase in electrical permit fees.

SDCI is primarily fee-supported, and its fees and charges are necessary to support SDCI's permitting operations. All fees collected by SDCI for processing SDCI's permits are used for that purpose, and the fee structure is reflective of the Seattle Municipal Code requirements to recover the cost of providing the permitting service. Similarly, other fees are set to recover the costs of certain code enforcement activities. This legislation will help ensure that the fees that SDCI collects are in line with the costs of providing services required by code.

Additionally, SDCI is making legislative changes on behalf of the Department of Neighborhoods (DON) and amending referring language for Public Health – Seattle & King County (PHS&KC). PHS&KC has not adjusted fees since 2013. Fees collected by both entities are located in Title 22.

Attachment A to this Summary and Fiscal Note, "SDCI Permit Fee and Charges proposed for 2025-2026" provides a summary of all SDCI fees affected by this legislation and proposed fee changes for both 2025 and 2026. Prior to proposing this legislation, these fees were reviewed to determine whether the cost of providing the service warrants a fee change, if improvements to the fee structure is necessary, or if new fees are required.

2. CAPITAL IMPROVEMENT PROGRAM

Does this legislation create, fund, or amend a CIP Project?

☐ Yes ☒ No

3. SUMMARY OF FINANCIAL IMPLICATIONS

Does this legislation have financial impacts to the City?

☒ Yes ☐ No

Expenditure Change (\$); General Fund	2025 est.	2026 est.
Expenditure Change (\$); Other Funds	2025 est.	2026 est.

Revenue Change (\$); General Fund	2025 est.	2026 est.
Revenue Change (\$); Other Funds	2025 est.	2026 est.
	\$0	\$8,885,239

Number of Positions	2025 est.	2026 est.
Total FTE Change	2025 est.	2026 est.

3.a. Appropriations

☐ This legislation adds, changes, or deletes appropriations.

3.b. Revenues/Reimbursements

☒ This legislation adds, changes, or deletes revenues or reimbursements.

Anticipated Revenue/Reimbursement Resulting from This Legislation:

Fund Name and Number	Dept	Revenue Source	2025 Estimated Revenue	2026 Estimated Revenue
Construction and Inspections Fund (48100)	SDCI	Boiler	\$0	\$546,579
Construction and Inspections Fund (48100)	SDCI	Building Development	\$0	\$5,327,169
Construction and Inspections Fund (48100)	SDCI	Electrical	\$0	\$635,054
Construction and Inspections Fund (48100)	SDCI	Elevator	\$0	\$1,136,331
Construction and Inspections Fund (48100)	SDCI	Land Use	\$0	\$465,680
Construction and Inspections Fund (48100)	SDCI	Noise	\$0	\$26,409
Construction and Inspections Fund (48100)	SDCI	Other Miscellaneous	\$0	\$29,057
Construction and Inspections Fund (48100)	SDCI	Refrigeration & Furnace	\$0	\$89,770
Construction and Inspections Fund (48100)	SDCI	Signs	\$0	\$36,739
Construction and Inspections Fund (48100)	SDCI	Site Review & Development	\$0	\$592,451
TOTAL			\$0	\$8,885,239

Revenue/Reimbursement Notes: These amounts reflect changes in revenue associated with a 13% inflationary fee increase in 2026 and uses the current (2024) fees as the basis of comparison. The Executive's proposal is to phase in these fees at 6.5% in 2025 and 6.5% in 2026. These changes also include an increase in value-based building development plan review and permit fees and an increase in permit and inspection certificate fees for boiler, pressure vessel, and elevator equipment.

3.c. Positions

☐ This legislation adds, changes, or deletes positions.

3.d. Other Impacts

Does the legislation have other financial impacts to The City of Seattle, including direct or indirect, one-time or ongoing costs, that are not included in Sections 3.a through 3.c? If so, please describe these financial impacts.

No.

If the legislation has costs, but they can be absorbed within existing operations, please describe how those costs can be absorbed. The description should clearly describe if the absorbed costs are achievable because the department had excess resources within their existing budget or if by absorbing these costs the department is deprioritizing other work that would have used these resources.

No.

Please describe any financial costs or other impacts of not implementing the legislation.

Not implementing this legislation would create a situation where the revenues SDCI collects through fees would not align with the cost of providing permitting services. Without these fee increases, SDCI would be required to reduce services or programs within the 2025-2026 Proposed Budget. Such reductions would impact the department's ability to perform its permitting and enforcement responsibilities and delay service to customers.

4. OTHER IMPLICATIONS

a. Please describe how this legislation may affect any departments besides the originating department.

Yes. The legislation adjusts fees in Title 22 for the Department of Neighborhoods. Adjustments include an increase in certificate approval fees for designated special review district, Landmark, Landmark District, or historic district and an increase in hourly rate for Public School Advisory Committee and Major Institution Advisory Committee fees, environment reviews, landmark reviews and character structure reviews. Public Health – Seattle & King County are making changes and increases to their gas piping installation fees and inspections services.

b. Does this legislation affect a piece of property? If yes, please attach a map and explain any impacts on the property. Please attach any Environmental Impact Statements, Determinations of Non-Significance, or other reports generated for this property.

No

c. Please describe any perceived implication for the principles of the Race and Social Justice Initiative.

i. **How does this legislation impact vulnerable or historically disadvantaged communities? How did you arrive at this conclusion? In your response please consider impacts within City government (employees, internal programs) as well as in the broader community.** By regularly reviewing fees, SDCI is able to ensure that the fees it sets will appropriately cover the costs of the services it provides. For those groups that were increased above the inflationary adjustment, SDCI took into account that those fees have remained constant for multiple years, only keeping in line with inflation. Additionally, adjusting fees to account for inflation allows SDCI to continue to pay staff at more current wages.

ii. **Please attach any Racial Equity Toolkits or other racial equity analyses in the development and/or assessment of the legislation.**

iii. What is the Language Access Plan for any communications to the public?

SDCI regularly publishes the Director's Rules to notify the public of changes on our website and in newsletters.

d. Climate Change Implications

i. Emissions: How is this legislation likely to increase or decrease carbon emissions in a material way? Please attach any studies or other materials that were used to inform this response.

This legislation is not likely to increase or decrease carbon emissions.

ii. Resiliency: Will the action(s) proposed by this legislation increase or decrease Seattle's resiliency (or ability to adapt) to climate change in a material way? If so, explain. If it is likely to decrease resiliency in a material way, describe what will or could be done to mitigate the effects.

There is no impact anticipated on Seattle's ability to adapt to climate change.

e. If this legislation includes a new initiative or a major programmatic expansion: What are the specific long-term and measurable goal(s) of the program? How will this legislation help achieve the program's desired goal(s)? What mechanisms will be used to measure progress towards meeting those goals?

N/A

5. CHECKLIST

- ☐ Is a public hearing required?
- ☐ Is publication of notice with *The Daily Journal of Commerce* and/or *The Seattle Times* required?
- ☒ If this legislation changes spending and/or revenues for a fund, have you reviewed the relevant fund policies and determined that this legislation complies?
- ☐ Does this legislation create a non-utility CIP project that involves a shared financial commitment with a non-City partner agency or organization?

6. ATTACHMENTS

Summary Attachments:

Summary Attachment A – SDCI Permit Fees and Charges Proposed for 2025 and 2026

NOTE: “Date Last Modified” is the effective date of change

Fee Type	Description	Last Modified	Adopted 2024 Fee		Proposed 2025 Fee	Proposed 2026 Fee	Comments
	ORDINANCE SECTION 3						
	22.900B.010 Base fee and hourly rate						
A. SDCI Base Fee	Base fee for many SDCI services	2024	\$257		\$274	\$292	6.5% annual increases based on annual wage adjustments
B. All Other Hourly Fees - Land Use Hourly - Other than Land Use Review	Hourly rate for land use review	2024	\$439		\$467	\$498	6.5% annual increases based on annual wage adjustments
	Hourly rate for all services other than land use review, except where a different hourly rate is specified		\$257		\$274	\$292	
	Hourly rate where “SDCI hourly rate” is specified		\$257		\$274	\$292	
C. SDCI Hourly Rate & Overtime Rate	Hourly rate where “SDCI hourly rate” is specified; Overtime rate for services where no base hourly rate is specified is same as “SDCI hourly rate”, minimum fee is one hour with minimum increments of ¼ hour	2024	\$257		\$274	\$292	6.5% annual increases based on annual wage adjustments
	ORDINANCE SECTION 4						
	22.900B.020 Miscellaneous and special fees						
D. Address Change	Fee to correct the address on an application or an issued permit	2024	\$69.75		\$74.25	\$79.25	6.5% annual increases based on annual wage adjustments
	22.900B.020 Table B-1 for 22.900B.020 - Fees for Reproductions from Electronic and Microfilm Records						
E. Copies of electronic and microfilm records	Electronic record copy for 8½"x11" and 11"x17" paper	2024	\$0.80 per copied page		\$0.85 per copied page	\$0.90 per copied page	6.5% annual increases based on annual wage adjustments
	Microfilm record copy for 8½"x11" and 11"x17" paper		\$1.75 per copied page		\$1.85 per copied page	\$1.90 per copied	
	ORDINANCE SECTION 5						
	22.900C.010 Table C-1 – Land Use Fees						

NOTE: “Date Last Modified” is the effective date of change

Fee Type	Description	Last Modified	Adopted 2024 Fee		Proposed 2025 Fee	Proposed 2026 Fee	Comments
	22.900C.010 Table C-1.A for 22.900C.010 – Master Use Permit, Environmental Critical Areas, City Council, & Hearing Examiner Approvals						
1. Administrative conditional uses (ACUs)	ACUs for community centers, child care centers, adult care centers, private schools, religious facilities and public and private libraries in single family and multi-family zones shall be charged a minimum fee	2024	\$2,195 for first 20 hours; additional hours at the Land Use hourly rate		\$2,335 for first 20 hours; additional hours at the Land Use hourly rate	\$2,490 for first 20 hours; additional hours at the Land Use hourly rate	6.5% annual increases based on annual wage adjustments
2. Design Review	Administrative Design Review, Master Planned Community Design Review and Streamlined or Hybrid Design Review	2024	\$4,390 minimum		\$4,670 minimum	\$4,980 minimum	6.5% annual increases based on annual wage adjustments
	Full Design Review		\$8,780 minimum for first 20 hours		\$9,340 minimum for first 20 hours	\$9,960 minimum for first 20 hours	
8. Variances	Variances for community centers, child care centers, adult care centers, private schools, religious facilities and public and private libraries in single family and multi-family zones	2024	\$2,195 for first 20 hours; additional hours at the Land Use hourly rate		\$2,335 for first 20 hours; additional hours at the Land Use hourly rate	\$2,490 for first 20 hours; additional hours at the Land Use hourly rate	6.5% annual increases based on annual wage adjustments
10. Conditional uses, Rezones, Public Projects and all other Type IV and Type V land use approvals		2024	8,780 minimum for first 20 hours		\$9,340 minimum for first 20 hours	\$9,960 minimum for first 20 hours	6.5% annual increases based on annual wage adjustments
	22.900C.010 Table C-1.C for 22.900C.010 – Non-Hourly Land Use Fees						
42. Curb Cuts as a separate component	a. Single-family residential	2024	\$105.35 each		\$112.20 each	\$119.50 each	6.5% annual increases based on annual wage adjustments
	b. Other than single-family residential		\$208.35 each		\$221.90 each	\$236.35 each	
45. Notice. All notice is charged based upon type for each occurrence	b. Posting large sign or placards	2024	\$159.35		\$169.70	\$180.75	6.5% annual increases based on annual wage adjustments
	d. DJC decision publication		\$250		\$266.25	\$283.55	
	f. Public meeting room rental and/or associated costs		160.55		\$170.95	\$182.10	
46. Rebuild Letters	b. without Research	2024	\$53.90		\$57.40	\$61.15	6.5% annual increases based on annual wage adjustments

NOTE: “Date Last Modified” is the effective date of change

Fee Type	Description	Last Modified	Adopted 2024 Fee		Proposed 2025 Fee	Proposed 2026 Fee	Comments
	ORDINANCE SECTION 6						
	22.900D.010 Table D-1 for 22.900D.010 – Calculation of the Development Fee Index						
Beginning fee for the first \$1,000 of value for projects with a total valuation of \$0 to \$1,000	Development fee index	2024	\$257		\$274	\$292	6.5% annual increases based on annual wage adjustments
Beginning fee for the first \$1,000 of value for projects with a total valuation of \$1,001 to \$25,000	Development fee index	2024	\$257		\$274	\$292	6.5% annual increases based on annual wage adjustments
Marginal rate for each additional \$100 of value or fraction thereof			\$1.25		\$1.35	\$1.35	
Beginning fee for the first \$25,000 of value for projects with a total valuation of \$25,001 to \$50,000	Development fee index	2024	\$557		\$598	\$616	6.5% annual increases based on annual wage adjustments
Marginal rate for each additional \$100 of value or fraction thereof			\$1.20		\$1.30	\$1.30	
Beginning fee for the first \$50,000 of value for projects with a total valuation of \$50,001 to \$75,000	Development fee index	2024	\$857		\$923	\$941	6.5% annual increases based on annual wage adjustments
Marginal rate for each additional \$100 of value or fraction thereof			\$1.15		\$1.25	\$1.25	
Beginning fee for the first \$75,000 of value for projects with a total valuation of \$75,001 to \$100,000	Development fee index	2024	\$1,144.50		\$1,235.50	\$1,253.50	6.5% annual increases based on annual wage adjustments
Marginal rate for each additional \$100 of value or fraction thereof			\$1.10		\$1.20	\$1.20	

NOTE: “Date Last Modified” is the effective date of change

Fee Type	Description	Last Modified	Adopted 2024 Fee		Proposed 2025 Fee	Proposed 2026 Fee	Comments
Beginning fee for the first \$100,000 of value for projects with a total valuation of \$100,001 to \$175,000	Development fee index	2024	\$1,419.5		\$1,535.50	\$1,553.50	6.5% annual increases based on annual wage adjustments
Marginal rate for each additional \$1,000 of value or fraction thereof			\$5.50		\$6.50	\$6.50	
Beginning fee for the first \$175,000 of value for projects with a total valuation of \$175,001 to \$250,000	Development fee index	2024	\$1,832		\$2,023	\$2,041	6.5% annual increases based on annual wage adjustments
Marginal rate for each additional \$1,000 of value or fraction thereof			\$5.50		\$6.50	\$6.50	
Beginning fee for the first \$250,000 of value for projects with a total valuation of \$250,001 to \$500,000	Development fee index	2024	\$2,244.50		\$2,510.50	\$2,528.50	6.5% annual increases based on annual wage adjustments
Marginal rate for each additional \$1,000 of value or fraction thereof			\$5.25		\$6.25	\$6.25	
Beginning fee for the first \$500,000 of value for projects with a total valuation of \$500,001 to \$750,000	Development fee index	2024	\$3,557		\$4,073	\$4,091	6.5% annual increases based on annual wage adjustments
Marginal rate for each additional \$1,000 of value or fraction thereof			\$5		\$6	\$6	
Beginning fee for the first \$750,000 of value for projects with a total valuation of \$750,001 to \$1,000,000	Development fee index	2024	\$4,807		\$5,573	\$5,591	6.5% annual increases based on annual wage adjustments
Marginal rate for each additional \$1,000 of value or fraction thereof			\$5		\$6	\$6	

NOTE: “Date Last Modified” is the effective date of change

Fee Type	Description	Last Modified	Adopted 2024 Fee		Proposed 2025 Fee	Proposed 2026 Fee	Comments
Beginning fee for the first \$1,000,000 of value for projects with a total valuation of \$1,000,001 to \$1,500,000	Development fee index	2024	\$6,057		\$7,073	\$7,091	6.5% annual increases based on annual wage adjustments
Marginal rate for each additional \$1,000 of value or fraction thereof			\$4.75		\$5.75	\$5.75	
Beginning fee for the first \$1,500,000 of value for projects with a total valuation of \$1,500,001 to \$2,000,000	Development fee index	2024	\$8,432		\$9,948	\$9,966	6.5% annual increases based on annual wage adjustments
Marginal rate for each additional \$1,000 of value or fraction thereof			\$4.75		\$5.50	\$5.50	
Beginning fee for the first \$2,000,000 of value for projects with a total valuation of \$2,000,001 to \$2,500,000	Development fee index	2024	\$10,807		\$12,698	\$12,716	6.5% annual increases based on annual wage adjustments
Marginal rate for each additional \$1,000 of value or fraction thereof			\$4.25		\$5	\$5	
Beginning fee for the first \$2,500,000 of value for projects with a total valuation of \$2,500,001 to \$3,000,000	Development fee index	2024	\$12,932		\$15,198	\$15,216	6.5% annual increases based on annual wage adjustments
Marginal rate for each additional \$1,000 of value or fraction thereof			\$4.25		\$5	\$5	
Beginning fee for the first \$3,000,000 of value for projects with a total valuation of \$3,000,001 to \$3,500,000	Development fee index	2024	\$15,057		\$17,698	\$17,716	6.5% annual increases based on annual wage adjustments
Marginal rate for each additional \$1,000 of value or fraction thereof			\$4		\$4.50	\$4.50	

NOTE: “Date Last Modified” is the effective date of change

Fee Type	Description	Last Modified	Adopted 2024 Fee		Proposed 2025 Fee	Proposed 2026 Fee	Comments
Beginning fee for the first \$3,500,000 of value for projects with a total valuation of \$3,500,001 to \$4,000,000	Development fee index	2024	\$17,057		\$19,948	\$19,966	6.5% increase based on annual wage adjustments
Marginal rate for each additional \$1,000 of value or fraction thereof			\$4		\$4.25	\$4.25	
Beginning fee for the first \$4,000,000 of value for projects with a total valuation of \$4,000,001 to \$4,500,000	Development fee index	2024	\$19,057		\$22,073	\$22,091	6.5% increase based on annual wage adjustments
Marginal rate for each additional \$1,000 of value or fraction thereof			\$3.50		\$3.75	\$3.75	
Beginning fee for the first \$4,500,000 of value for projects with a total valuation of \$4,500,001 to \$5,000,000	Development fee index	2024	\$20,807		\$23,948	\$23,966	6.5% increase based on annual wage adjustments
Marginal rate for each additional \$1,000 of value or fraction thereof			\$3.50		\$3.75	\$3.75	
Beginning fee for the first \$5,000,000 of value for projects with a total valuation of \$5,000,001 to \$10,000,000	Development fee index	2024	\$22,557		\$25,823	\$25,841	6.5% increase based on annual wage adjustments
Marginal rate for each additional \$1,000 of value or fraction thereof			\$3		\$3.25	\$3.25	
Beginning fee for the first \$10,000,000 of value for projects with a total valuation of \$10,000,001 to \$25,000,000	Development fee index	2024	\$37,557		\$42,073	\$42,091	6.5% increase based on annual wage adjustments
Marginal rate for each additional \$1,000 of value or fraction thereof			\$3		\$3.25	\$3.25	

NOTE: “Date Last Modified” is the effective date of change

Fee Type	Description	Last Modified	Adopted 2024 Fee		Proposed 2025 Fee	Proposed 2026 Fee	Comments
Beginning fee for the first \$25,000,000 of value for projects with a total valuation of \$25,000,001 to \$50,000,000	Development fee index	2024	\$82,557		\$90,823	\$90,841	6.5% increase based on annual wage adjustments
Marginal rate for each additional \$1,000 of value or fraction thereof			\$3		\$3.25	\$3.25	
Beginning fee for the first \$50,000,000 of value for projects with a total valuation of \$50,000,001 to \$75,000,000	Development fee index	2024	\$157,557		\$172,073	\$172,091	6.5% increase based on annual wage adjustments
Marginal rate for each additional \$1,000 of value or fraction thereof			\$2.50		\$2.75	\$2.75	
Beginning fee for the first \$75,000,000 of value for projects with a total valuation of \$75,000,001 to \$100,000,000	Development fee index	2024	\$220,057		\$240,823	\$240,841	6.5% increase based on annual wage adjustments
Marginal rate for each additional \$1,000 of value or fraction thereof			\$2.50		\$2.75	\$2.75	
Beginning fee for the first \$100,000,000 of value for projects with a total valuation of \$100,000,001 to \$150,000,000	Development fee index	2024	\$282,557		\$309,573	\$309,591	6.5% increase based on annual wage adjustments
Marginal rate for each additional \$1,000 of value or fraction thereof			\$2		\$2.25	\$2.25	
Beginning fee for the first \$150,000,000 of value for projects with a total valuation of \$150,000,001 to \$200,000,000	Development fee index	2024	\$382,557		\$422,073	\$422,091	6.5% increase based on annual wage adjustments
Marginal rate for each additional \$1,000 of value or fraction thereof			\$2		\$2.25	\$2.25	

NOTE: “Date Last Modified” is the effective date of change

Fee Type	Description	Last Modified	Adopted 2024 Fee		Proposed 2025 Fee	Proposed 2026 Fee	Comments
Beginning fee for the first \$200,000,000 of value for projects with a total valuation of \$200,000,001 and up	Development fee index	2024	\$482,557		\$534,573	\$534,591	6.5% increase based on annual wage adjustments
Marginal rate for each additional \$1,000 of value or fraction thereof			\$1.75		\$2	\$2	
	22.900D.010 Table D-2 for 22.900D.010 – Calculation of Development Fees Determined by Value						
5. Blanket Permit Review Fees for Earlier Alterations	a. Tenant alterations applied for within 18 months of the date of issuance of the first certificate of occupancy within a building where the area of work is more than 50,000 sq. ft	2024					6.5% annual increases based on annual wage adjustments
	- Permit fee		\$3.30 per 100 sq. ft.		\$3.50 per 100 sq. ft.	\$3.70 per 100 sq. ft.	
	- Plan review fee		\$3.75 per 100 sq. ft.		\$4.00 per 100 sq. ft.	\$4.25 per 100 sq. ft.	
Footnotes to Table D-2 for 22.900D.010	Footnote 1. – minimum permit fee or plan review fee for value-based fees	2024	\$257		\$274	\$292	6.5% annual increases based on annual wage adjustments
	Footnote 2. – minimum plan review fee for subject-to-field-inspections (STFI) value-based plan review		\$102.95		\$109.60	\$116.75	
	22.900D.010 Development Permit Fees						
H. Certificate of Occupancy Duplication Fee	Duplication of COH unless records research, plan examination or inspection is required	2024	\$43.05		\$45.85	\$48.85	6.5% annual increases based on annual wage adjustments
	ORDINANCE SECTION 7						
	22.900D.090 Table D-8 for 22.900D.090 – Permit Fees for Mechanical Equipment						

NOTE: “Date Last Modified” is the effective date of change

Fee Type	Description	Last Modified	Adopted 2024 Fee		Proposed 2025 Fee	Proposed 2026 Fee	Comments
Permit fees for mechanical equipment	Forced air, gravity-type, or floor furnace, gas or oil suspended heater, heat pump, recessed wall heater or floor-mounted space heater, wall furnace, circulating heater, or woodstove/fireplace insert including ducts and burners attached thereto	2023	\$53.20		\$56.65	\$60.35	6.5% annual increases based on annual wage adjustments
	New gas or oil burners and newly installed used gas or oil burners		\$66.55		\$70.90	\$75.50	
	Appliance vents Class A, B, BW, or L if installed separately		\$52.75		\$56.20	\$59.85	
	ORDINANCE SECTION 8						
	22.900D.100 Refrigeration equipment and systems						
B. Temporary installations	Ten days’ duration or less, made for the purposes of exhibition, display or demonstration	2023	\$65.60		\$69.85	\$74.40	6.5% annual increases based on annual wage adjustments
	22.900D.100 Table D-10 for 22.900D.100 – Refrigeration Permit Fees						
Basic Fee	Basic Fee	2023	\$37.45		\$39.90	\$42.50	6.5% annual increases based on annual wage adjustments
Additional installation fee per compressor	0-5 tons	2023	\$31.35		\$33.40	\$35.55	6.5% annual increases based on annual wage adjustments
	6-25 tons		\$63.70		\$67.85	\$72.25	
	26-100 tons		\$119.25		\$127	\$135.25	
	101-500 tons		\$168.20		\$179.15	\$190.80	
	Over 500 tons		\$204.30		\$217.60	\$231.70	

NOTE: “Date Last Modified” is the effective date of change

Fee Type	Description	Last Modified	Adopted 2024 Fee		Proposed 2025 Fee	Proposed 2026 Fee	Comments
Repair and alteration (value of work)	\$0-\$1,000	2023	\$31.35		\$33.40	\$35.55	6.5% annual increases based on annual wage adjustments
	\$1,001-\$5,000		\$45.60		\$48.55	\$51.70	
	\$5,001-\$10,000		\$78.85		\$84	\$89.45	
	Over \$10,000		\$77.90 plus \$31.35/each \$5,000 or fraction thereof of valuation above \$10,000		\$82.95 plus \$33.40/each \$5,000 or fraction thereof of valuation above \$10,000	\$88.35 plus \$35.55 each \$5,000 or fraction thereof of valuation above \$10,000	
	ORDINANCE SECTION 9						
	22.900D.110 Table D-12 for 22.900D.110 – Installation Fees for Boilers and Pressure Vessels						
Boiler Installation Permit Fee: Heating Surface	0-250 sq ft; Power Input 0-200 KW	2024	\$283.10		\$329.80	\$400.70	Fee increases based on higher cost of business following program review
	>250-500 sq ft; Power Input 201-400 KW		420.35		\$489.70	\$595	
	>500-750 sq ft; Power Input 401-600 KW		\$563.70		\$656.70	\$797.90	
	>750-1,000 sq ft; Power Input 601-800 KW		\$813.70		\$947.95	\$1,151.75	
	Over 1,000 sq ft; Power Input Over 800 KW		\$1,029.40		\$1,199.25	\$1,457.10	
Pressure Vessel Installation Permit Fee:	0-15 sq ft	2024	\$189.95		\$221.30	\$268.90	Fee increases based on higher cost of business following program review
	>15-30 sq ft		\$248.80		\$289.85	\$352.15	
	>30-50 sq ft		\$360.30		\$419.75	\$510	
	>50-100 sq ft		\$464.40		\$541.05	\$657.40	
	Over 100 sq ft		\$563.70		\$656.70	\$797.90	

NOTE: “Date Last Modified” is the effective date of change

Fee Type	Description	Last Modified	Adopted 2024 Fee		Proposed 2025 Fee	Proposed 2026 Fee	Comments
Burner Installation Fee:	0-12,500,000 Btu/hr	2024	\$283.10		\$329.80	\$400.70	Fee increases based on higher cost of business following program review
	12,500,000 Btu/hr		\$438.70		\$511.10	\$621	
Automatic Certification:	0-12,500,000 Btu/hr	2024	\$283.10		\$329.80	\$400.70	Fee increases based on higher cost of business following program review
	Over 12,500,000 Btu/hr		\$438.70		\$511.10	\$621	
Monitoring System	Per Boiler	2024	\$523.30		\$609.65	\$740.70	Fee increases based on higher cost of business following program review
	ORDINANCE SECTION 10						
	22.900D.140 Table D-13 for 22.900D.140 – Permit Fees for Elevators and Other Conveyances						
New Installations and Relocations	Hydraulic Elevators	2024	\$739 plus \$63.75 per hoistway opening		\$842.45 plus \$72.70 per hoistway opening	\$939.35 plus \$81.05 per hoistway opening	Fee increases based on higher cost of business following program review
	Cabled Geared and Gearless Elevators	2024	\$1,416.65 plus \$107.80 per hoistway opening		\$1,615 plus \$122.90 per hoistway opening	\$1,800.70 plus \$137.05 per hoistway opening	Fee increases based on higher cost of business following program review
	Residential Hydraulic and Cabled Elevators	2024	\$557.55		\$635.60	\$708.70	Fee increases based on higher cost of business following program review
	Dumbwaiters, manual doors	2024	\$268.35 plus \$31.90 per hoistway opening		\$305.90 plus \$36.35 per hoistway opening	\$341.10 plus \$40.55 per hoistway opening	Fee increases based on higher cost of business following program review
	Dumbwaiters, power doors	2024	\$268.35 plus \$75.95 per hoistway opening		\$305.90 plus \$86.60 per hoistway opening	\$341.10 plus \$96.55 per hoistway opening	Fee increases based on higher cost of business following program review
	Escalators and moving walks	2024	\$2,102.90 plus (width in inches + run in feet + vertical rise in feet) x \$6.45		\$2,396.30 plus (width in inches + run in feet + vertical rise in feet) x \$6.85	\$2,671.85 plus (width in inches + run in feet + vertical rise in feet) x \$8.20	Fee increases based on higher cost of business following program review
	Accessibility lifts (vertical and inclined)	2024	\$430.15		\$490.35	\$546.75	Fee increases based on higher cost of business following program review
	Material lifts	2024	\$517.15		\$589.55	\$657.35	Fee increases based on higher cost of business following program review

NOTE: “Date Last Modified” is the effective date of change

Fee Type	Description	Last Modified	Adopted 2024 Fee		Proposed 2025 Fee	Proposed 2026 Fee	Comments
Alterations and Repairs	Accessibility lifts (vertical and inclined)	2024	\$214.45 plus \$31.90 for each \$1,000 of construction value or fraction thereof		\$244.45 plus \$36.35 for each \$1,000 of construction value or fraction thereof	\$272.55 plus \$40.55 for each \$1,000 of construction value or fraction thereof	Fee increases based on higher cost of business following program review
	Other elevators, escalators, walks, dumbwaiters and lifts	2024	\$257.40 plus \$42.95 for each \$1,000 of construction value or fraction thereof		\$293.45 plus \$48.95 for each \$1,000 of construction value or fraction thereof	\$327.20 plus \$54.60 for each \$1,000 of construction value or fraction thereof	Fee increases based on higher cost of business following program review
Elevator Cosmetic Alterations Only:	Weight differential less than or equal to 5%	2024	\$257.40 plus \$42.95 for each \$1,000 of construction value or fraction thereof, to a maximum fee of \$517.15		\$293.45 plus \$48.95 for each \$1,000 of construction value or fraction thereof, to a maximum fee of \$589.55	\$327.20 plus \$54.60 for each \$1,000 of construction value or fraction thereof, to a maximum fee of \$657.35	Fee increases based on higher cost of business following program review
	Weight differential greater than 5%	2024	\$257.40 plus \$42.95 for each \$1,000 of construction value or fraction thereof		\$293.45 plus \$48.95 for each \$1,000 of construction value or fraction thereof	\$327.20 plus \$54.60 for each \$1,000 of construction value or fraction thereof	Fee increases based on higher cost of business following program review
	Alteration or replacement of a door opening device	2024	\$308.85 per opening device		\$352.10 per opening device	\$392.60 per opening device	Fee increases based on higher cost of business following program review
	ORDINANCE SECTION 11						
	22.900D.150 Table D-14 for 22.900D.150 – Electrical Permit Fees (When Plans are Reviewed)						
Total Valuation	\$0 to \$1,000	2023	\$230		\$245	\$260	6.5% annual increases based on annual wage adjustments
	\$1,001 to \$5,000	2023	\$230 for the first \$1,000 of value plus \$6 for each additional \$100 of value or fraction thereof		\$245 for the first \$1,000 of value plus \$6 for each additional \$100 of value or fraction thereof	\$260 for the first \$1,000 of value plus \$6 for each additional \$100 of value or fraction thereof	Fee increase reflecting higher minimum fee

NOTE: “Date Last Modified” is the effective date of change

Fee Type	Description	Last Modified	Adopted 2024 Fee		Proposed 2025 Fee	Proposed 2026 Fee	Comments
	\$5,001 to \$25,000	2023	\$470 for the first \$5,000 of value plus \$2.75 for each additional \$100 of value or fraction thereof		\$485 for the first \$5,000 of value plus \$2.75 for each additional \$100 of value or fraction thereof	\$500 for the first \$5,000 of value plus \$2.75 for each additional \$100 of value or fraction thereof	Fee increase reflecting higher minimum fee
	\$25,001 to \$50,000	2023	\$1,020 for the first \$25,000 of value plus \$2.50 for each additional \$100 of value or fraction thereof		\$1,035 for the first \$25,000 of value plus \$2.50 for each additional \$100 of value or fraction thereof	\$1,050 for the first \$25,000 of value plus \$2.50 for each additional \$100 of value or fraction thereof	Fee increase reflecting higher minimum fee
	\$50,001 to \$75,000	2023	\$1,645 for the first \$50,000 of value plus \$2.25 for each additional \$100 of value or fraction thereof		\$1,660 for the first \$50,000 of value plus \$2.25 for each additional \$100 of value or fraction thereof	\$1,675 for the first \$50,000 of value plus \$2.25 for each additional \$100 of value or fraction thereof	Fee increase reflecting higher minimum fee
	\$75,001 to \$100,000	2023	\$2,207.50 for the first \$75,000 of value plus \$2 for each additional \$100 of value or fraction thereof		\$2,222.50 for the first \$75,000 of value plus \$2 for each additional \$100 of value or fraction thereof	\$2,237.50 for the first \$75,000 of value plus \$2 for each additional \$100 of value or fraction thereof	Fee increase reflecting higher minimum fee
	\$100,001 to \$175,000	2023	\$2,707.5 for the first \$100,000 of value plus \$8 for each additional \$100 of value or fraction thereof		\$2,722.5 for the first \$100,000 of value plus \$8 for each additional \$100 of value or fraction thereof	\$2,737.50 for the first \$100,000 of value plus \$8 for each additional \$100 of value or fraction thereof	Fee increase reflecting higher minimum fee

NOTE: “Date Last Modified” is the effective date of change

Fee Type	Description	Last Modified	Adopted 2024 Fee		Proposed 2025 Fee	Proposed 2026 Fee	Comments
	\$175,001 to \$250,000	2023	\$3,307.50 for the first \$175,000 of value plus \$7.50 for each additional \$100 of value or fraction thereof		\$3,322.50 for the first \$175,000 of value plus \$7.50 for each additional \$100 of value or fraction thereof	\$3,337.50 for the first \$175,000 of value plus \$7.50 for each additional \$100 of value or fraction thereof	Fee increase reflecting higher minimum fee
	\$250,001 to \$500,000	2023	\$3,870 for the first \$250,000 of value plus \$7 for each additional \$100 of value or fraction thereof		\$3,885 for the first \$250,000 of value plus \$7 for each additional \$100 of value or fraction thereof	\$3,900 for the first \$250,000 of value plus \$7 for each additional \$100 of value or fraction thereof	Fee increase reflecting higher minimum fee
	\$500,001 to \$750,000	2023	\$5,620 for the first \$500,000 of value plus \$6.50 for each additional \$100 of value or fraction thereof		\$5,635 for the first \$500,000 of value plus \$6.50 for each additional \$100 of value or fraction thereof	\$5,650 for the first \$500,000 of value plus \$6.50 for each additional \$100 of value or fraction thereof	Fee increase reflecting higher minimum fee
	\$750,001 to \$1,000,000	2023	\$7,245 for the first \$750,000 of value plus \$6 for each additional \$100 of value or fraction thereof		\$7,260 for the first \$750,000 of value plus \$6 for each additional \$100 of value or fraction thereof	\$7,275 for the first \$750,000 of value plus \$6 for each additional \$100 of value or fraction thereof	Fee increase reflecting higher minimum fee
	\$1,000,001 to \$1,500,000	2023	\$8,745 for the first \$1,000,000 of value plus \$5.50 for each additional \$100 of value or fraction thereof		\$8,760 for the first \$1,000,000 of value plus \$5.50 for each additional \$100 of value or fraction thereof	\$8,775 for the first \$1,000,000 of value plus \$5.50 for each additional \$100 of value or fraction thereof	Fee increase reflecting higher minimum fee

NOTE: “Date Last Modified” is the effective date of change

Fee Type	Description	Last Modified	Adopted 2024 Fee		Proposed 2025 Fee	Proposed 2026 Fee	Comments
	\$1,500,001 to \$2,000,000	2023	\$11,495 for the first \$1,500,000 of value plus \$5 for each additional \$100 of value or fraction thereof		\$11,510 for the first \$1,500,000 of value plus \$5 for each additional \$100 of value or fraction thereof	\$11,525 for the first \$1,500,000 of value plus \$5 for each additional \$100 of value or fraction thereof	Fee increase reflecting higher minimum fee
	\$2,000,001 to \$2,500,000	2023	\$13,995 for the first \$2,000,000 of value plus \$4.50 for each additional \$100 of value or fraction thereof		\$14,010 for the first \$2,000,000 of value plus \$4.50 for each additional \$100 of value or fraction thereof	\$14,025 for the first \$2,000,000 of value plus \$4.50 for each additional \$100 of value or fraction thereof	Fee increase reflecting higher minimum fee
	\$2,500,001 to \$3,000,000	2023	\$16,245 for the first \$2,500,000 of value plus \$4 for each additional \$100 of value or fraction thereof		\$16,260 for the first \$2,500,000 of value plus \$4 for each additional \$100 of value or fraction thereof	\$16,275 for the first \$2,500,000 of value plus \$4 for each additional \$100 of value or fraction thereof	Fee increase reflecting higher minimum fee
	\$3,000,001 to \$3,500,000	2023	\$18,245 for the first \$3,000,000 of value plus \$3.50 for each additional \$100 of value or fraction thereof		\$18,260 for the first \$3,000,000 of value plus \$3.50 for each additional \$100 of value or fraction thereof	\$18,275 for the first \$3,000,000 of value plus \$3.50 for each additional \$100 of value or fraction thereof	Fee increase reflecting higher minimum fee
	\$3,500,001 to \$4,000,000	2023	\$19,995 for the first \$3,500,000 of value plus \$3 for each additional \$100 of value or fraction thereof		\$20,010 for the first \$3,500,000 of value plus \$3 for each additional \$100 of value or fraction thereof	\$20,025 for the first \$3,500,000 of value plus \$3 for each additional \$100 of value or fraction thereof	Fee increase reflecting higher minimum fee

NOTE: “Date Last Modified” is the effective date of change

Fee Type	Description	Last Modified	Adopted 2024 Fee		Proposed 2025 Fee	Proposed 2026 Fee	Comments
	\$4,000,001 to \$4,500,000	2023	\$21,495 for the first \$4,000,000 of value plus \$2.75 for each additional \$100 of value or fraction thereof		\$21,510 for the first \$4,000,000 of value plus \$2.75 for each additional \$100 of value or fraction thereof	\$21,525 for the first \$4,000,000 of value plus \$2.75 for each additional \$100 of value or fraction thereof	Fee increase reflecting higher minimum fee
	\$4,500,001 to \$5,000,000	2023	\$22,870 for the first \$4,500,000 of value plus \$2.50 for each additional \$100 of value or fraction thereof		\$22,885 for the first \$4,500,000 of value plus \$2.50 for each additional \$100 of value or fraction thereof	\$22,900 for the first \$4,500,000 of value plus \$2.50 for each additional \$100 of value or fraction thereof	Fee increase reflecting higher minimum fee
	\$5,000,001 to \$10,000,000	2023	\$24,120 for the first \$5,000,000 of value plus \$2.25 for each additional \$100 of value or fraction thereof		\$24,135 for the first \$5,000,000 of value plus \$2.25 for each additional \$100 of value or fraction thereof	\$24,150 for the first \$5,000,000 of value plus \$2.25 for each additional \$100 of value or fraction thereof	Fee increase reflecting higher minimum fee
	\$10,000,001 and up	2023	\$34,120 for the first \$10,000,000 of value plus \$2 for each additional \$100 of value or fraction thereof		\$34,135 for the first \$10,000,000 of value plus \$2 for each additional \$100 of value or fraction thereof	\$34,150 for the first \$10,000,000 of value plus \$2 for each additional \$100 of value or fraction thereof	Fee increase reflecting higher minimum fee
22.900D.150 Table D-15 for 22.900D.150 – Electrical Permit Fees (When Plans are Not Required)							
1. Administrative Fee	a. An administrative fee charged in addition to the other fees specified in this table	2023	\$49.24		\$52.45	\$52.45	6.5% increase based on annual wage adjustments
	b. A change fee will be charged if work is added to an issued permit		\$49.24		\$52.45	\$52.45	

NOTE: “Date Last Modified” is the effective date of change

Fee Type	Description	Last Modified	Adopted 2024 Fee		Proposed 2025 Fee	Proposed 2026 Fee	Comments
3. Feeders (Including Generators)	120v-180v	2023					6.5% increase based on annual wage adjustments
	• 15-25A		\$18.65		\$19.85	\$19.85	
	• 30-50A		\$38.70		\$41.20	\$41.20	
4. Connections, Devices, and Branch Circuits a. Connections	Light outlet, switches, dimmers, receptacles, luminaires, residential-type fans	2023	\$2.35 each		\$2.50 each	\$2.50 each	6.5% increase based on annual wage adjustments
	Track lighting or multi-outlet assembly		\$2.35 for every 2 feet of track		\$2.50 for every 2 feet of track	\$2.50 for every 2 feet of track	
4. Connections, Devices, and Branch Circuits b. Devices and Branch Circuits	Non-electrical furnace	2023	\$18.70 each		\$19.90 each	\$19.90 each	6.5% increase based on annual wage adjustments
	Dedicated appliances & utilization circuits (cord and plug or direct wired):						
	- (15-50A) Ranges, water heaters, etc.		\$18.70 each		\$19.90 each	\$19.90 each	
	- Floodlight		\$8.50 each		\$9.05 each	\$9.05 each	
5. Transformer Installations	• Up to 300 VA	2023	\$8.50		\$9.05	\$9.05	6.5% increase based on annual wage adjustments
	• 300 VA to 6 KVA		\$18.70		\$19.90	\$19.90	
	• 7 KVA to 15 KVA		\$57.30		\$61.00	\$61.00	
6. Motor Installations	• Up to 1/3 HP	2023	\$8.50		\$9.05	\$9.05	6.5% increase based on annual wage adjustments
	• 1/3 HP to 3/4 HP		\$18.70		\$19.90	\$19.90	
	• 1 HP to 3 HP		\$28.05		\$29.85	\$29.85	
	• 4 HP to 5 HP		\$36.45		\$38.80	\$38.80	

NOTE: “Date Last Modified” is the effective date of change

Fee Type	Description	Last Modified	Adopted 2024 Fee		Proposed 2025 Fee	Proposed 2026 Fee	Comments
7. Electrical Furnaces and Heaters	<ul style="list-style-type: none">Up to 2 KW2 KW to 5 KW6 KW to 15 KW	2023	\$8.50		\$9.05	\$9.05	6.5% increase based on annual wage adjustments
			\$18.70		\$19.90	\$19.90	
			\$24.10		\$25.65	\$25.65	
8. Low-voltage and communications systems	<ul style="list-style-type: none">Low-voltageControl unitDevice	2023	No change		No change	No change	6.5% increase based on annual wage adjustments
a. Low-voltage systems: sound systems, security systems, fire alarms, nurse call, industrial controls and similar			\$14.55 each		\$15.50 each	\$15.50 each	
			\$2.35 each		\$2.50 each	\$2.50 each	
8. Low-voltage and communications systems	<ul style="list-style-type: none">Communication systemsControl unitOutlet	2023	The maximum fee is \$559.70		The maximum fee is \$596.10	The maximum fee is \$596.10	6.5% increase based on annual wage adjustments
b. Communications systems: voice cable, data cable, coaxial cable, fiber optics and similar			\$14.55		\$15.50	\$15.50	
			\$2.35 each		\$2.50 each	\$2.50 each	
11. Renewable Energy Systems (photovoltaic, wind power generation, etc)	<ul style="list-style-type: none">0 kw to 12 kwOver 12 kw – 26 kwOver 26 kw	2023	3/4 X base fee		1.5 x base fee	1.5 x base fee	Creating new fee and aligning fees to match work performed
			New fee level		3 x base fee	3 x base fee	
			No Change in fee		No change in fee	No change in fee	
12. Size overcurrent protection for Electrical Vehicle (EV) charging stations	<ul style="list-style-type: none">15 to 25 AMP CHG STATION30 to 50 AMP CHG STATION	2023	\$18.60		\$19.80	\$19.80	6.5% increase based on annual wage adjustments
Level 2A (120-240 V 1 Phase)			\$38.95		\$41.50	\$41.50	
Level 2B (120-208 V 3 Phase)							
	ORDINANCE SECTION 12						
	22.900D.160 Sign, awning, and canopy permit fees						
A. Permanent signs	Permit fee for each sign for a business entity	2024	\$170.35 for first 32 square feet or less of the total display area of the sign		\$181.40 for first 32 square feet or less of the total display area of the sign	\$193.20 for first 32 square feet or less of the total display area of the sign	6.5% annual increases based on annual wage adjustments

NOTE: “Date Last Modified” is the effective date of change

Fee Type	Description	Last Modified	Adopted 2024 Fee		Proposed 2025 Fee	Proposed 2026 Fee	Comments
	22.900D.160. Table D-16 for 22.900D.160 – Permanent Sign Fees						
0 to 32 sq. ft.	Applied fee	2024	\$170.35 for the first 32 sq. ft. or fraction thereof		\$181.40 for the first 32 sq. ft. or fraction thereof	\$193.20 for the first 32 sq. ft. or fraction thereof	6.5% annual increases based on annual wage adjustments
32 to 100 sq ft.	Marginal rate for additional charge Applied fee	2024	\$27.70 \$170.35 for the first 32 sq. ft. plus \$27.70 per additional 10 sq. ft. or fraction thereof		\$29.95 \$181.40 for the first 32 sq. ft. plus \$29.95 per additional 10 sq. ft. or fraction thereof	\$31.45 \$193.20 for the first 32 sq. ft. plus \$31.45 per additional 10 sq. ft. or fraction thereof	6.5% annual increases based on annual wage adjustments
100 to 150 sq. ft.	Marginal rate for additional charge Applied fee	2024	\$30.55 \$364.25 for the first 100 sq. ft. plus \$30.55 per additional 10 sq. ft. or fraction thereof		\$32.55 \$388.25 for the first 100 sq. ft. plus \$32.55 per additional 10 sq. ft. or fraction thereof	\$34.65 \$413.35 for the first 100 sq. ft. plus \$34.65 per additional 10 sq. ft. or fraction thereof	6.5% annual increases based on annual wage adjustments
150 to 200 sq. ft.	Marginal rate for additional charge Applied fee	2024	\$30.55 \$517 for the first 150 sq. ft. plus \$30.55 per additional 10 sq. ft. or fraction thereof		\$32.55 \$551 for the first 150 sq. ft. plus \$32.55 per additional 10 sq. ft. or fraction thereof	\$34.65 \$586.60 for the first 150 sq. ft. plus \$34.65 per additional 10 sq. ft. or fraction thereof	6.5% annual increases based on annual wage adjustments
200 to 250 sq. ft.	Marginal rate for additional charge Applied fee	2024	\$33.75 \$669.75 for the first 200 sq. ft. plus \$33.75 per additional 10 sq. ft. or fraction thereof		\$35.95 \$713.75 for the first 200 sq. ft. plus \$35.95 per additional 10 sq. ft. or fraction thereof	\$38.25 \$759.85 for the first 200 sq. ft. plus \$38.25 per additional 10 sq. ft. or fraction thereof	6.5% annual increases based on annual wage adjustments
250 to 300 sq. ft.	Marginal rate for additional charge Applied fee	2024	\$33.75 \$838.50 for the first 250 sq. ft. plus \$33.75 per additional 10 sq. ft. or fraction thereof		\$35.95 \$893.50 for the first 250 sq. ft. plus \$35.95 per additional 10 sq. ft. or fraction thereof	\$38.25 \$951.10 for the first 250 sq. ft. plus \$38.25 per additional 10 sq. ft. or fraction thereof	6.5% annual increases based on annual wage adjustments

NOTE: “Date Last Modified” is the effective date of change

Fee Type	Description	Last Modified	Adopted 2024 Fee		Proposed 2025 Fee	Proposed 2026 Fee	Comments
300 to 350 sq. ft.	Marginal rate for additional charge	2024	\$37.30		\$39.70	\$42.30	6.5% annual increases based on annual wage adjustments
	Applied fee		\$1,007.25 for the first 100 sq. ft. plus \$37.30 per additional 10 sq. ft. or fraction thereof		\$1,073.25 for the first 100 sq. ft. plus \$39.70 per additional 10 sq. ft. or fraction thereof	\$1,142.35 for the first 100 sq. ft. plus \$42.30 per additional 10 sq. ft. or fraction thereof	
350 to 400 sq. ft.	Marginal rate for additional charge	2024	\$37.30		\$39.70	\$42.30	6.5% annual increases based on annual wage adjustments
	Applied fee		\$1,193.75 for the first 350 sq. ft. plus \$37.30 per additional 10 sq. ft. or fraction thereof		\$1,271.75 for the first 350 sq. ft. plus \$39.70 per additional 10 sq. ft. or fraction thereof	\$1,353.85 for the first 350 sq. ft. plus \$42.30 per additional 10 sq. ft. or fraction thereof	
400 to 450 sq. ft.	Marginal rate for additional charge	2024	\$41.10		\$43.75	\$46.60	6.5% annual increases based on annual wage adjustments
	Applied fee		\$1,380.25 for the first 400 sq. ft. plus \$41.10 per additional 10 sq. ft. or fraction thereof		\$1,470.25 for the first 400 sq. ft. plus \$43.75 per additional 10 sq. ft. or fraction thereof	\$1,565.35 for the first 400 sq. ft. plus \$46.60 per additional 10 sq. ft. or fraction thereof	
450 to 500 sq. ft.	Marginal rate for additional charge	2024	\$41.10		\$43.75	\$46.60	6.5% annual increases based on annual wage adjustments
	Applied fee		\$1,585.75 for the first 450 sq. ft. plus \$41.10 per additional 10 sq. ft. or fraction thereof		\$1,689 for the first 450 sq. ft. plus \$43.75 per additional 10 sq. ft. or fraction thereof	\$1,798.35 for the first 450 sq. ft. plus \$46.60 per additional 10 sq. ft. or fraction thereof	
500 to 550 sq. ft.	Marginal rate for additional charge	2024	\$45.35		\$48.30	\$51.45	6.5% annual increases based on annual wage adjustments
	Applied fee		\$1,791.25 for the first 500 sq. ft. plus \$45.35 per additional 10 sq. ft. or fraction thereof		\$1,907.75 for the first 500 sq. ft. plus \$48.30 per additional 10 sq. ft. or fraction thereof	\$2,031.35 for the first 500 sq. ft. plus \$51.45 per additional 10 sq. ft. or fraction thereof	

NOTE: “Date Last Modified” is the effective date of change

Fee Type	Description	Last Modified	Adopted 2024 Fee		Proposed 2025 Fee	Proposed 2026 Fee	Comments
550 to 600 sq. ft.	Marginal rate for additional charge Applied fee	2024	\$45.35 \$2,018 for the first 550 sq. ft. plus \$45.35 per additional 10 sq. ft. or fraction thereof		\$48.30 \$2,149.25 for the first 550 sq. ft. plus \$48.30 per additional 10 sq. ft. or fraction thereof	\$51.45 \$2,288.60 for the first 550 sq. ft. plus \$51.45 per additional 10 sq. ft. or fraction thereof	6.5% annual increases based on annual wage adjustments
600 to 650 sq. ft.	Marginal rate for additional charge Applied fee	2024	\$50.10 \$2,244.75 for the first 600 sq. ft. plus \$50.10 per additional 10 sq. ft. or fraction thereof		\$53.35 \$2,390.75 for the first 600 sq. ft. plus \$53.35 per additional 10 sq. ft. or fraction thereof	\$56.85 \$2,545.85 for the first 600 sq. ft. plus \$56.85 per additional 10 sq. ft. or fraction thereof	6.5% annual increases based on annual wage adjustments
650 sq. ft. and up	Marginal rate for additional charge Applied fee	2024	\$55.30 \$2,495.25 for the first 650 sq. ft. plus \$55.30 per additional 10 sq. ft. or fraction thereof		\$58.85 \$2,657.50 for the first 650 sq. ft. plus \$58.85 per additional 10 sq. ft. or fraction thereof	\$62.70 \$2,830.10 for the first 650 sq. ft. plus \$62.70 per additional 10 sq. ft. or fraction thereof	6.5% annual increases based on annual wage adjustments
	22.900D.160 Sign, awning, and canopy permit fees						
D. Wall signs	Maximum fee for signs painted on or otherwise applied directly to the building wall without a frame or mechanical feather	2024	\$779.40		\$830.05	\$884	6.5% annual increases based on annual wage adjustments
	ORDINANCE SECTION 13						
	22.900E.020 Table E-1 for 22.900E.020 – Fees for Certificates of Operation for Boilers and Pressure Vessels						
Reinspection and certificate fee	Boiler Combustion Heating Surface 0-250 sq ft / Power Input 0-200 KW	2024	\$167.85		\$195.55	\$237.60	Fee increases based on higher cost of business following program review
	Boiler Combustion Heating Surface 251-500 sq ft / Power Input 201-400 KW	2024	\$312.50		\$364.05	\$442.30	Fee increases based on higher cost of business following program review
	Boiler Combustion Heating Surface 501-750 sq ft / Power Input 401-600 KW	2024	\$459.55		\$535.40	\$650.50	Fee increases based on higher cost of business following program review

NOTE: “Date Last Modified” is the effective date of change

Fee Type	Description	Last Modified	Adopted 2024 Fee		Proposed 2025 Fee	Proposed 2026 Fee	Comments
	Boiler Combustion Heating Surface 751-1,000 sq ft / Power Input 601-800 KW	2024	\$707.15		\$823.85	\$1,001	Fee increases based on higher cost of business following program review
	Boiler Combustion Heating Surface Over 1,000 sq ft / Power Input Over 800 KW	2024	\$873.75		\$1,017.90	\$1,457.10	Fee increases based on higher cost of business following program review
Additional annual reinspection and certificate fee	Controls/Limit Devices for Automatic Boiler 0-12,500,000 Btu	2024	\$167.85		\$195.55	\$237.60	Fee increases based on higher cost of business following program review
	Controls/Limit Devices for Automatic Boilers Over 12,500,000 Btu	2024	\$208.35		\$242.75	\$294.95	Fee increases based on higher cost of business following program review
	Monitoring Systems for Automatic Boilers	2024	\$416.65		\$485.40	\$589.75	Fee increases based on higher cost of business following program review
Biennial reinspection and certificate fee	Unfired Pressure Vessels: 0-15 sq ft	2024	\$97.45		\$113.55	\$137.95	Fee increases based on higher cost of business following program review
	Unfired Pressure Vessels: 16-30 sq ft	2024	\$167.85		\$195.55	\$237.60	Fee increases based on higher cost of business following program review
	Unfired Pressure Vessels: 31-50 sq ft	2024	\$273.30		\$318.40	\$386.85	Fee increases based on higher cost of business following program review
	Unfired Pressure Vessels: 51-100 sq ft	2024	\$355.40		\$414.05	\$503.05	Fee increases based on higher cost of business following program review
	Unfired Pressure Vessels: Over 100 sq ft	2024	\$523.30		\$609.65	\$740.70	Fee increases based on higher cost of business following program review
Biennial reinspection and certificate fee	Domestic Water Heaters	2024	\$63.75		\$74.25	\$90.20	Fee increases based on higher cost of business following program review
	ORDINANCE SECTION 14						
	22.900E.030 Table E-2 for 22.900E.030 – Fees for Elevator Certificates of Inspection						
Fee for each conveyance	Hydraulic elevators	2024	\$236.50		\$269.60	\$300.60	Fee increases based on higher cost of business following program review
	Cable elevators	2024	\$322.30 plus \$24.75 for each hoistway opening in excess of two		\$367.40 plus \$28.20 for each hoistway opening in excess of two	\$409.65 plus \$31.45 for each hoistway opening in excess of two	Fee increases based on higher cost of business following program review

NOTE: “Date Last Modified” is the effective date of change

Fee Type	Description	Last Modified	Adopted 2024 Fee		Proposed 2025 Fee	Proposed 2026 Fee	Comments
	Sidewalk elevators	2024	\$214.45		\$244.45	\$272.55	Fee increases based on higher cost of business following program review
	Hand-powered elevators	2024	\$214.45		\$244.45	\$272.55	Fee increases based on higher cost of business following program review
	Dumbwaiters	2024	\$214.45		\$244.45	\$272.55	Fee increases based on higher cost of business following program review
	Escalators and moving walks	2024	\$322.30		\$367.40	\$409.65	Fee increases based on higher cost of business following program review
	Accessibility lifts (vertical and inclined)	2024	\$214.45		\$244.45	\$272.55	Fee increases based on higher cost of business following program review
	Material lifts	2024	\$214.45		\$244.45	\$272.55	Fee increases based on higher cost of business following program review
	Fire emergency systems, Phase I or both Phase I and Phase II	2024	\$107.80		\$122.90	\$137.05	Fee increases based on higher cost of business following program review
	Footnotes to Table E-2 for 22.900E.030						
Footnote 1 - Cable elevators having a continuous hoistway wall of 100 feet or more without openings	Fee for each conveyance	2024	\$523.30 plus \$24.10 for each hoistway opening in excess of two		\$596.55 plus \$27.45 for each hoistway opening in excess of two	\$665.15 plus \$30.60 for each hoistway opening in excess of two	Fee increases based on higher cost of business following program review
	ORDINANCE SECTION 15						
	22.900E.040 Refrigeration systems annual operating permit fee						
Annual operating permit fee	Any refrigeration system	2023	\$110.25 per piece of equipment		\$117.40 per piece of equipment	\$125.05 per piece of equipment	6.5% annual increases based on annual wage adjustments
	ORDINANCE SECTION 16						
	22.900E.050 Table E-4 for 22.900E.050 – Fees for Boiler, Refrigeration, and Gas Piping Licenses and Examinations						
Annual license fees	Refrigeration Contractor Class A	2024	\$275.75		\$293.65	\$312.75	6.5% annual increases based on annual wage adjustments
	Refrigeration Contractor Class B	2024	\$275.75		\$293.65	\$312.75	6.5% annual increases based on annual wage adjustments

NOTE: “Date Last Modified” is the effective date of change

Fee Type	Description	Last Modified	Adopted 2024 Fee		Proposed 2025 Fee	Proposed 2026 Fee	Comments
	Refrigeration Contractor Class C	2024	\$440		\$468.55	\$499.05	6.5% annual increases based on annual wage adjustments
	Journeyman refrigeration mechanic	2024	\$122.55		\$130.50	\$139	6.5% annual increases based on annual wage adjustments
	Refrigeration operating engineer	2024	\$122.55		\$130.50	\$139	6.5% annual increases based on annual wage adjustments
	Steam engineers and boiler firemen (all grades)	2024	\$122.55		\$130.50	\$139	6.5% annual increases based on annual wage adjustments
	Boiler supervisor, all grades	2024	\$136		\$144.85	\$154.30	6.5% annual increases based on annual wage adjustments
	Gas piping mechanic	2024	\$122.55		\$130.50	\$139	6.5% annual increases based on annual wage adjustments
Annual examination fee	Examination fees – all licenses	2024	\$55.15		\$58.75	\$62.55	6.5% annual increases based on annual wage adjustments
	ORDINANCE SECTION 17						
	22.900G.010 Fees for Department of Neighborhoods Review						
A. Certificate of approval fees	charge for a certificate of approval as required by all applicable ordinances for the construction or alteration of property in a designated special review district, Landmark, Landmark District, or historic district	2023	Maximum fee of \$20,000		Maximum fee of \$25,000	Maximum fee of \$25,000	Fee increases based on higher cost of business following DON review
	charge for a certificate of approval involving: a structure and retaining some portion of that structure; or a new or existing structure including housing financed, in whole or in part, by public funding; or a new or existing structure that elects the MHA performance option	2023	Maximum fee of \$4,000		Maximum fee of \$5,000	Maximum fee of \$5,000	Fee increases based on higher cost of business following DON review
C. Public School Advisory Committee	convening and staffing School Use Advisory Committees and School Departure Citizen Advisory Committees	2023	\$135 an hour		\$139 an hour	\$139 an hour	Fee increases based on higher cost of business following DON review

NOTE: “Date Last Modified” is the effective date of change

Fee Type	Description	Last Modified	Adopted 2024 Fee		Proposed 2025 Fee	Proposed 2026 Fee	Comments
D. Major Institution Advisory Committee	fee for convening and staffing of advisory committees for the routine annual review of approved master plans and/or the review of master plan amendments	2023	\$135 an hour		\$139 an hour	\$139 an hour	Fee increases based on higher cost of business following DON review
	fee for convening and staffing of advisory committees for new master plans and for amendments to master plans		\$135 an hour		\$139 an hour	\$139 an hour	
E. Environmental (SEPA) review of projects	Review of referrals	2023	\$430 an hour		\$442 an hour	\$442 an hour	Fee increases based on higher cost of business following DON review
F. Landmark Reviews	Review of a building, site, or object's eligibility as a Seattle landmark	2023	\$430 an hour		\$442 an hour	\$442 an hour	Fee increases based on higher cost of business following DON review
G. Request for reviewing character structure TDP sending sites in the Pike/Pine Conservation Overlay District	Determining whether a character structure may be added to the list of character structures	2023	\$430 an hour		\$442 an hour	\$442 an hour	Fee increases based on higher cost of business following DON review



Legislation Text

File #: CB 120884, **Version:** 1

CITY OF SEATTLE

ORDINANCE _____

COUNCIL BILL _____

AN ORDINANCE relating to street and sidewalk use; amending the Street Use Fee Schedule authorized by Section 15.04.074 of the Seattle Municipal Code.

WHEREAS, Section 15.04.074 of the Seattle Municipal Code authorizes and directs the Director of

Transportation to prepare and recommend to the City Council, for passage by ordinance, a schedule of fees applicable to all street and sidewalk use permits (“the Street Use Fee Schedule” or “fee schedule”) that may take into consideration the desirability or undesirability of the use or occupation relative to the rights of the public; and

WHEREAS, Street Use fees are intended to cover full costs of permit issuance, inspection, and plan review, and it is appropriate that those wishing to use public rights-of-way should bear the costs associated with obtaining appropriate street and sidewalk use permits; and

WHEREAS, although Ordinance 125185 authorizes the Director of Transportation to annually adjust base street use permit and hourly fees administratively and include the changes in a schedule of adjusted fees the Director files with the City Clerk, this action resets the fees that can be administratively changed by using 2018 as the base of calculations; and

WHEREAS, use, occupancy, and citation fees have not been adjusted since 2019 to reflect inflationary increases as calculated by Bureau of Labor Statistics Consumer Price Index (CPI) for Urban Wage Earners and Clerical Workers for Seattle-Tacoma-Bellevue, WA, which would have implemented rates approximately 25.8 percent higher than the 2019 rate; and

WHEREAS, Street Use fees for permit issuance, renewal, and hourly service rates for inspections and review have been adjusted by CPI annually but have not been adjusted for the current year, which would be a 2.4 percent increase from the current rate; and

WHEREAS, all fees require updating to more fully capture costs of permitting and are included in the Fee Schedule attached to the ordinance; NOW, THEREFORE,

BE IT ORDAINED BY THE CITY OF SEATTLE AS FOLLOWS:

Section 1. The Seattle Department of Transportation (SDOT) Street Use Fee Schedule, last amended by Ordinance 126915, is replaced by the SDOT Street Use Fee Schedule attached as Attachment A to this ordinance. Otherwise, authority to adjust rates and fees as authorized in Ordinances 126732, 125945, 125706, and 125185 remains in effect.

Section 2. This ordinance shall take effect and be in force on January 1, 2025.

Passed by the City Council the _____ day of _____, 2024, and signed by me in open session in authentication of its passage this _____ day of _____, 2024.

President _____ of the City Council

Approved / returned unsigned / vetoed this _____ day of _____, 2024.

Bruce A. Harrell, Mayor

Filed by me this _____ day of _____, 2024.

Scheereen Dedman, City Clerk

(Seal)

Attachments:

Attachment A - Seattle Department of Transportation Street Use Fee Schedule

Seattle Department of Transportation Street Use Fee Schedule

Effective January 1, 2025

Table A – Base Permit Fees (Subject to annual adjustment, pursuant to Ordinance 125185)	
Permit Type	Base Permit Fee
ROW Simple Issuance	\$209
ROW Complex Issuance	\$754
Major (SIP/UMP) Permit Issuance	\$8,917
SIP Lite Issuance	\$3,412
No Permit/No Job Start Fee	\$366
Street Vacation Processing	\$11,917
Council Term Issuance	\$426
General Long-Term Issuance	\$426
General Long-Term Renewal	\$324
Year-round Public Street & Sidewalk Activities Issuance, including Year-round Farmers Markets*	\$216
Seasonal or Temporary Public Street & Sidewalk Activities Issuance, including Seasonal Farmers Markets*	\$81
Temporary Private Street & Sidewalk Activities Issuance	\$982 + Table B4
Year-round Business Activation Issuance	\$1,317 + \$216 for each Additional Space
Year-round Business Activation Renewal	\$635
Seasonal Business Activation Issuance	\$540
Year-round Site-Specific Vending Issuance*	\$1,025
Year-round Site-Specific Vending Renewal*	\$597
4-month Site Trial Vending Issuance*	\$216
Temporary Event Vending (max 4 event days) Issuance*	\$81
Annual Route Vending Issuance*	\$324
Event Pole Banner Issuance	\$324

* See Table A2. By Ordinance 126915, and as part of the Downtown Activation Plan, no fees are assessed for these uses on a City-wide basis from the effective date of this ordinance to January 1, 2026.

Table A1 – Hourly Review and Inspection Service Rates (Subject to annual adjustment, pursuant to Ordinance 125185)	
Service Rate Type (for all City staff)	Base Permit Fee

Hourly Review and Inspection	\$358
Overtime Hourly Review and Inspection	\$718

Table A2 - Uses with No Base Permit Fee	
Use Description	Use Code
Gardening in the ROW	1
Tree Planting, Pruning or Removal	1A, 1B, and 1C
Unimproved right-of-way and shoulder planting with minimal ground disturbance of 1 cubic yard or less	1D
Miscellaneous User per SMC 15.04.100	54
Residential Street Barricading for Neighborhood Activation (e.g. block parties, play streets)	54B
Barricading for Public Safety	54C
Sidewalk or Driveway Maintenance or Repair (less than 100 sq. ft.)	55
First Amendment Vending or Expressive Activity	19B/19K
Public Activation Amenities (e.g. street furniture, art)	52
Advertising in the ROW (e.g. signs, graphics)	6
Vending (year-round issuance and renewal, site trial, temporary, and route vending) and Public Street and Sidewalk Activities (year-round, seasonal, and temporary) – From effective date of ordinance 126915 to January 1, 2026	3A, 3B, 19 series

Table A3 – Modification Fee (Subject to annual adjustment, pursuant to Ordinance 125185)	
Use Description	Modification Fee
Standard Permit Modification Issuance	\$300

Table B1 – Use Fee Model						
Density Factors	Urban Center		Urban Village		Neither	
	\$1.38		\$0.88		\$0.25	
Mobility/Safety Factors						
Street Category	Arterial		Non-Arterial		Alley	
	\$0.50		\$0.00		\$0.00	
Modal Priority	Transit Blocked	Transit Impacted	Bike Blocked	Bike Impacted	Ped Blocked	Ped Impacted
	\$0.25	\$0.00	\$0.25	\$0.00	\$0.25	\$0.13
Use Fee Calculation						
Summation of all uses by frontage: (Sum of all Factors) x (s.f. occupied/100) x (Duration) x (Escalation Rate per Table B2)						

Table B2 – Use Fee Model Escalation Rates		
Duration (days)	Arterial	Non-Arterial
0-30	x 1	x 0
31-60	x 2	x 1
61-90	x 4	x 1
91-120	x 8	x 2
121-150	x 12	x 2
151-210	x 12	x 4
211-270	x 12	x 8
271+	x 12	x 12
31D permits	\$0.88 per square foot	

Table B3 – Short-Term Uses with Use Fees

Use Description	Use Code	Permit Type(s)
Installation or removal of encroachments	29B	ROW Complex
ROW construction staging	31	ROW Complex
Scaffolding installation, removal and non-walk thru staging	50	ROW Complex
Crane installation and removal or staging and operation	44	ROW Complex
Pavement restoration	40/51M	ROW Complex
Utility infrastructure	51-51E	ROW Complex & UMP
Privately owned utility	51G	ROW Complex
Preparatory or exploratory work	51I	ROW Complex
Small wireless facility	51Z	ROW Complex

Table B4 – Temporary Activation Use Fees

Use Description	Use Code	Short Term Use Fees
Temporary Private Street & Sidewalk Activities – Daily Recurrence	3APRI	\$199/day after first date on same permit

Table C1 – Long-Term Uses with Long-Term Occupancy Fees		
Use Description	Use Code	Proposed Long-term Occupancy Fee
Fixed ground signs	2A	\$965/sign
Maintenance of at-grade structures	7	
Structures, moorage, and overhangs in underwater streets	7A	\$2.74/sf
Maintenance of below- and above-grade structures, including elevated access structures	7C	\$.88/sf
Fenced material storage and private use	12	
Active areaways existing prior to January 1, 1995	16	\$.88/sf
First Amendment vending*	19B	\$63/month
Stadium event vending*	19C	
Annual vending from a public place sidewalk or plaza*	19E	
Annual food-vehicle zone vending (paid parking)*	19G	\$601 (each 4-hr period x each day per week)
Annual food-vehicle zone vending (unpaid parking)*	19H	\$131 (each 4-hr period x each day per week)
Underground storage tank: non-decommissioned	21	\$965/tank
Permanent soldier piles	22B	\$1,272/pile
Structures, moorage, and overhangs in state waterways	WW100	\$2.74/sf

* By Ordinance 126915, and as part of the Downtown Activation Plan, no occupation fees will be charged on a City-wide basis from the effective date of this ordinance to January 1, 2026.

Table C2 - Occupation Fee Model			
Street Category	Urban Center	Urban Village	Neither
Arterial	\$1.76	\$1.70	\$1.13
Non-Arterial	\$1.51	\$1.45	\$0.88

Table D1 – Term Permit Fee Model		
Location	Use Description	Degree of Alienation
Sub-surface	Utility tunnels/structures	0.3
	Vehicle/pedestrian tunnels	0.25
At-grade	Public plazas, artwork	0.1
	Structures, restricted access	0.8
	Utility structures	0.5
Above grade	Overhead building structures	0.75
	Private use skybridges	2
	Semi-public use skybridges	0.75
	Public use skybridges	0.1
	Vehicle bridges	0.5
	Public use vehicle ramps	0.2
Other	Sustainable building features*	0.1

* In order to qualify for this degree of alienation factor, the development must be participating in the City's Living Building Program, be capable of achieving Leadership in Energy and Environmental Design (LEED) platinum certification, or both. Programmatic term permit and franchise agreements fees are established by ordinance.

Term Permit (use code 62) annual occupation fee equation: ((land value) x (use area) x (rate of return) x (degree of alienation)) + PSM issuance or renewal fee

Table D2- Shoreline Street End Fee Model
Shoreline Street End (use code 11) annual occupation fee equation: (land value) x (use area) x (rate of return) x (demand probability) x (maritime industrial use) + General Long Term Issuance or General Long Term Renewal fee

Table E1 – Citation Penalty Fee Schedule (Subject to annual adjustment, pursuant to Ordinance 125945)			
Adjacent Lot Zone or Permit Type	Citation Penalty Fee*		
	1st Violation	2nd Violation	3rd + Violation
RSL, NR1, NR2, NR3 (“Residential Zones”), Public Space Management Permits, or Maintenance Activities**	\$315	\$629	\$1,258
All other zones (“Non-Residential Zones”) or Utility Construction Permits	\$1,258	\$2,516	\$5,032
Proposed Snow and ice removal*** in RSL, NR1, NR2, NR3 (“Residential Zones”)	\$63	\$63	\$63
Snow and ice removal*** in all other zones (“Non-Residential Zones”)	\$315	\$629	\$1,258

* Violators may be subject to subsequent violations within a one-year period

** “Maintenance Activities” includes violations of Chapters 15.20 and 15.43 of the Seattle Municipal Code

*** “Snow and ice removal” references Seattle Municipal Code Section 15.48.010

Definitions

<u>Factor/Term</u>	<u>Description</u>
ROW Simple	A simple permit is a permit that requires minimal review, such as a dumpster or storage container.
ROW Complex	A complex permit requires technical review and coordination, such as a 50-foot utility trench, a tower crane or other construction staging.
General Long-Term	Permits scheduled to renew on an annual basis for long-term, continuing uses of public right-of-way. This applies to Council Term and Shoreline Street End permits as well as the following long-term permit use codes: 2A, 3D, 7, 7A, 7C, 8, 11, 12, 14, 16, 19A, 21, 22B, 29A, 62, WW100, and WW150 that all have base fees listed on Table A. It does not apply to long-term permit use codes 6 and 52 which are included in Table A2.
Public Street & Sidewalk Activities	A public street and sidewalk activity is open to the public.
Private Street & Sidewalk Activities	A private street and sidewalk activity is for invited guests, customers, or a select intended audience only.
Year-round Business Activation Permit	A long-term permit for year-round sidewalk cafes, curbspace cafes, and merchandise displays. This applies to the following long-term use codes: 18A, 18B, 18D, and 18E.
Year-round Business Activation Additional Space	A space is defined as one of the following: a sidewalk frontage zone along a single building frontage, a sidewalk furniture zone along a single building frontage, or a curbspace along a single building frontage. The first space on an application is included in the base Year-round Business Activation Issuance Fee; each additional space is charged an Additional Space fee.
Seasonal Business Activation Permit	A permit for seasonal sidewalk cafes, curbspace cafes, and merchandise displays. These permits are active only from April 1 through October 31 of their issuance year. This applies to the following use codes: 18AS, 18BS, 18DS, 18ES.

Land value	<p>For Term permits, the value of the use area in the right-of-way shall be based on the abutting parcel's current per-square-foot land value as determined by the King County Assessor. If the use area extends beyond the right-of-way centerline or abuts multiple parcels, the permit fee shall be calculated by averaging the abutting parcels' current land values.</p> <p>For Shoreline Street End permits, the value of the use area in the right-of-way shall be based on the abutting parcel's current per-square-foot land value as determined by the King County Assessor. If the use area extends beyond the centerline of the right-of-way or abuts multiple parcels, the permit fee shall be calculated for each portion of the use area according to the current per-square-foot land value of the abutting parcels.</p> <p>If all parcels abutting the Term or Shoreline Street End permitted use area are government-owned and the parcels are not tax assessed in whole or in part by King County, the parcels shall be excluded when establishing the Term or Shoreline Street End permit fee. To determine the permit fee, the current per-square-foot land value as determined by the King County Assessor of the closest privately-owned parcel or parcels with the same zoning or shoreline designation of the Term or Shoreline Street End permitted use area shall be averaged. If the next closest privately-owned parcel or parcels do not have the same underlying zoning or shoreline designation as the abutting government-owned parcel, the Seattle Department of Transportation shall consult with the City Appraiser. The City Appraiser shall determine if the next closest parcel or parcels with similar zoning or shoreline designation reasonably establishes the current per-square-foot land value of the use area in the right of way for fee calculation purposes.</p>
Use area	Square footage of the permitted encroachment in the right-of-way, as authorized by Seattle Department of Transportation.
Transit/Bike/Ped Impacted	When a transit lane, bike lane or pedestrian sidewalk or pathway is partially closed, but mobility for the traveling public is maintained.
Transit/Bike/Ped Blocked	When a transit lane, bike lane or pedestrian sidewalk or pathway is closed to the traveling public.
Rate of return	Annualized rate of return on market value of the right-of-way, as established by the City Appraiser or a State of Washington Certified General Real Estate Appraiser retained by the Director of Transportation.
Degree of alienation	For Term permits, the degree of impact on the public, utilities, right-of-way, and other potential uses of the right-of-way based on City policy, as established by Seattle Department of Transportation.

Demand probability	For Shoreline Street End permits, the estimated demand of probable use shall be based on factors that include, but are not limited to, location, access, size, view, and topography; as established by the City Appraiser or a State of Washington Certified General Real Estate Appraiser retained by the Director of Transportation. Refer to Ordinance 123611, Attachment A: Demand Probability Factor. The Director of Transportation is authorized to update Attachment A based upon the recommendations of the City Appraiser or a State of Washington Certified General Real Estate Appraiser. The new Demand Probability Factor shall become effective when the updated Demand Probability Factor is adopted by rule.
Maritime Industrial Use Discount Factor	To support the City's policies of protecting its maritime uses, a 50 percent discount factor shall apply to that portion of the Shoreline Street End occupied by a legally established water-dependent or water-related use as defined in Seattle Municipal Code Section 23.60.944.

Use of Shoreline Street End Fees

The Department of Transportation is directed to use the shoreline street end permit fees credited to the Transportation Operating Fund for the following purposes:

- (a) Notifying property owners that abut shoreline street ends of the need for permits for private use of the street end and of the fee schedule;
- (b) Administering and inspecting shoreline street end use;
- (c) Verifying property boundaries and area of use;
- (d) Matching funds for neighborhood improvements of shoreline street ends for public use;
- (e) Signing, demarcating, and maintaining shoreline street ends; or
- (f) Funding street and sidewalk improvements within a half-block radius of any of the shoreline street ends identified in Exhibit A to Resolution 29370 that directly contribute to public access to the shoreline street end.

Use of Vending Fees

Fees for vending activities authorized under Chapter 15.17 shall be deposited in the Transportation Fund. Street Use permit fees for vending activities may be used by other City departments for vending enforcement as authorized by the Director of Transportation and shall be used by the Department of Transportation for the following purposes:

- (a) Administering the vending program, including notifying property owners abutting a proposed vending site designated by the Department of Transportation;
- (b) Verifying property boundaries and square footage of usage;
- (c) Designating pre-approved vending sites by the Department of Transportation;

- (d) Signing and demarcating designated vending sites and food vehicle zones;
- (e) Attending meetings or hearings;
- (f) Preparing documents, legislation, forms, and notices;
- (g) Inspecting and enforcing permitted or illegal vending activity; or
- (h) Engaging in any other vending-related activity as directed by the Director of Transportation.

SUMMARY and FISCAL NOTE

Department:	Dept. Contact:	CBO Contact:
Transportation	Alyse Nelson	Christie Parker

1. BILL SUMMARY

Legislation Title: AN ORDINANCE relating to street and sidewalk use; amending the Street Use Fee Schedule authorized by Section 15.04.074 of the Seattle Municipal Code.

Summary and Background of the Legislation:

This legislation amends the Street Use fee schedule to reflect updated fees. This legislation increases use, occupancy, and citation fees by 25.8 percent (rounded), which adjusts the fees to account for inflation as calculated by the Bureau of Labor Statistics in the Consumer Price Index (CPI). These fees have not been updated since 2019 and the fee changes reflect multiple years of inflation.

This legislation also adjusts permit issuance, renewal, and hourly service rates by 2.4 percent, based on CPI. These fees were last adjusted in 2024. The fee schedule continues to waive fees citywide through January 1, 2026 for new permits issued for street activities, sidewalk activities, and vending as authorized under Ordinance 126915.

2. CAPITAL IMPROVEMENT PROGRAM

Does this legislation create, fund, or amend a CIP Project? ☐ Yes ☒ No

3. SUMMARY OF FINANCIAL IMPLICATIONS

Does this legislation have financial impacts to the City? ☒ Yes ☐ No

Revenue Change (\$);	2025 est.	2026 est.	2027 est.	2028 est.	2029 est.
General Fund					
Revenue Change (\$);	2025 est.	2026 est.	2027 est.	2028 est.	2029 est.
Other Funds	\$6,679,000	\$6,679,000	\$6,679,000	\$6,679,000	\$6,679,000

3.a. Appropriations

☐ This legislation adds, changes, or deletes appropriations.

Appropriations Notes: Appropriations associated with this legislative change are included in the Mayor's 2025-2026 Proposed Budget.

3.b. Revenues/Reimbursements

☒ This legislation adds, changes, or deletes revenues or reimbursements.

Anticipated Revenue/Reimbursement Resulting from This Legislation:

Fund Name and Number	Dept	Revenue Source	2024 Revenue	2025 Estimated Revenue
Transportation Fund (Fund 13000)	SDOT	OTR0011S – SU Fees–Service	-	\$637,000
		OTR0011U – SU Fees- Use, Occ, Penalty	-	\$6,042,000
TOTAL			-	\$6,679,000

Revenue/Reimbursement Notes:

CPI-W (12 months ending in June) is applied to calculate the percentage increase for use, occupancy, and citation fees. Historical fee increases since 2018 were used in calculating the rate needed (25.8 percent) to correctly capture the growth in CPI-W from June 2018 to June 2024.

This same methodology is applied to permit issuance, renewal, and hourly service rates for inspections and review. Street Use fees for these items may be administratively adjusted by CPI per Ordinance 125185. This increase to the current rate is 2.4 percent.

This is an ongoing change to revenue.

3.c. Positions

☐ This legislation adds, changes, or deletes positions.

3.d. Other Impacts

Does the legislation have other financial impacts to The City of Seattle, including direct or indirect, one-time or ongoing costs, that are not included in Sections 3.a through 3.c? If so, please describe these financial impacts.

N/A

If the legislation has costs, but they can be absorbed within existing operations, please describe how those costs can be absorbed. The description should clearly describe if the absorbed costs are achievable because the department had excess resources within their existing budget or if by absorbing these costs the department is deprioritizing other work that would have used these resources.

There are no costs directly associated with implementing this legislation. Updating the fee schedule is a standard business process that SDOT conducts routinely with existing resources.

Please describe any financial costs or other impacts of *not* implementing the legislation.

Not implementing the legislation would mean inflation would not be accounted for in SDOT's fee schedule, meaning the City would be getting less revenue from use and occupancy fees that are intended to help Seattle residents and businesses in the form of managing right-of-way, activating public space, and leveraging development and utility restoration efforts. The adjustments to issuance, renewal, hourly service rates, and citation fees will help SDOT's Street Use Division continue to advance towards the goal of full cost recovery.

4. OTHER IMPLICATIONS

a. Please describe how this legislation may affect any departments besides the originating department.

This legislation would affect other City Departments that pay SDOT for Street Use permits for their work in the public right-of-way, including Seattle Public Utilities and Seattle City Light.

b. Does this legislation affect a piece of property? If yes, please attach a map and explain any impacts on the property. Please attach any Environmental Impact Statements, Determinations of Non-Significance, or other reports generated for this property.

No.

c. Please describe any perceived implication for the principles of the Race and Social Justice Initiative.

i. How does this legislation impact vulnerable or historically disadvantaged communities? How did you arrive at this conclusion? In your response, please consider impacts within City government (employees, internal programs) as well as in the broader community.

This legislation impacts all Street Use permit applicants, including businesses, residents, developers, and public and private utilities. It will not disproportionately impact vulnerable or historically disadvantaged communities. The proposed legislation is intended to align the fee schedule with inflation.

ii. Please attach any Racial Equity Toolkits or other racial equity analyses in the development and/or assessment of the legislation.

Not applicable.

iii. What is the Language Access Plan for any communications to the public?

SDOT's public engagement and communications staff will develop an appropriate plan to inform affected parties about the fee schedule updates. Typically, this includes emails or newsletters to permittees, website updates, and sharing information with affected internal and external stakeholders both via email and at appropriate standing meetings.

d. Climate Change Implications

- i. Emissions: How is this legislation likely to increase or decrease carbon emissions in a material way? Please attach any studies or other materials that were used to inform this response.**

No.

- ii. Resiliency: Will the action(s) proposed by this legislation increase or decrease Seattle's resiliency (or ability to adapt) to climate change in a material way? If so, explain. If it is likely to decrease resiliency in a material way, describe what will or could be done to mitigate the effects.**

No.

- e. If this legislation includes a new initiative or a major programmatic expansion: What are the specific long-term and measurable goal(s) of the program? How will this legislation help achieve the program's desired goal(s)? What mechanisms will be used to measure progress towards meeting those goals?**

Not applicable.

5. CHECKLIST

- ☐ Is a public hearing required?
- ☐ Is publication of notice with *The Daily Journal of Commerce* and/or *The Seattle Times* required?
- ☒ If this legislation changes spending and/or revenues for a fund, have you reviewed the relevant fund policies and determined that this legislation complies?
- ☐ Does this legislation create a non-utility CIP project that involves a shared financial commitment with a non-City partner agency or organization?

6. ATTACHMENTS

Summary Attachments:

Summary Attachment 1 – Street Use Fee Schedule – With Edits (for reference only)

Seattle Department of Transportation Street Use Fee Schedule

Effective January 1, 2025

Table A – Base Permit Fees		
Permit Type	Current Base Permit Fee	Proposed Base Permit Fee
ROW Simple Issuance	\$204	\$209
ROW Complex Issuance	\$736	\$754
Major (SIP/UMP) Permit Issuance	\$8,708	\$8,917
SIP Lite Issuance	\$3,332	\$3,412
No Permit/No Job Start Fee	\$357	\$366
Street Vacation Processing	\$11,638	\$11,917
Council Term Issuance	\$416	\$426
General Long-Term Issuance	\$416	\$426
General Long-Term Renewal	\$316	\$324
Year-round Public Street & Sidewalk Activities Issuance, including Year-round Farmers Markets*	\$211	\$216
Seasonal or Temporary Public Street & Sidewalk Activities Issuance, including Seasonal Farmers Markets*	\$79	\$81
Temporary Private Street & Sidewalk Activities Issuance	\$959 + Table B4	\$982 + Table B4
Year-round Business Activation Issuance	\$1,286 + \$211 for each Additional Space	\$1,317 + \$216 for each Additional Space
Year-round Business Activation Renewal	\$620	\$635
Seasonal Business Activation Issuance	\$527	\$540
Year-round Site-Specific Vending Issuance*	\$1,001	\$1,025
Year-round Site-Specific Vending Renewal*	\$583	\$597
4-month Site Trial Vending Issuance*	\$211	\$216
Temporary Event Vending (max 4 event days) Issuance*	\$79	\$81
Annual Route Vending Issuance*	\$316	\$324
Event Pole Banner Issuance	\$316	\$324

* See Table A2. By Ordinance 126915, and as part of the Downtown Activation Plan, no fees are assessed for these uses on a City-wide basis from the effective date of this ordinance to January 1, 2026.

Table A1 – Hourly Review and Inspection Service Rates

Service Rate Type (for all City staff)	Current Rate	Proposed Base Permit Fee
Hourly Review and Inspection	\$350	\$358
Overtime Hourly Review and Inspection	\$701	\$718

Table A2 - Uses with No Base Permit Fee

Use Description	Use Code	
Gardening in the ROW	1	n/a
Tree Planting, Pruning or Removal	1A, 1B, and 1C	n/a
Unimproved right-of-way and shoulder planting with minimal ground disturbance of 1 cubic yard or less	1D	n/a
Miscellaneous User per SMC 15.04.100	54	n/a
Residential Street Barricading for Neighborhood Activation (e.g. block parties, play streets)	54B	n/a
Barricading for Public Safety	54C	n/a
Sidewalk or Driveway Maintenance or Repair (less than 100 sq. ft.)	55	n/a
First Amendment Vending or Expressive Activity	19B/19K	n/a
Public Activation Amenities (e.g. street furniture, art)	52	n/a
Advertising in the ROW (e.g. signs, graphics)	6	n/a
Vending (year-round issuance and renewal, site trial, temporary, and route vending) and Public Street and Sidewalk Activities (year-round, seasonal, and temporary) – From effective date of ordinance 126915 to January 1, 2026	3A, 3B, 19 series	n/a

Table A3 – Modification Fee

Use Description	Modification Fee	
	Current Fee	Proposed Fee
Standard Permit Modification Issuance	\$293	\$300

Table B1 – Use Fee Model						
Density Factors	Urban Center		Urban Village		Neither	
	\$1.10		\$0.70		\$0.20	
	\$1.38		\$0.88		\$0.25	
Mobility/Safety Factors						
Street Category	Arterial		Non-Arterial		Alley	
	\$0.40		\$0		\$0	
	\$0.50		\$0.00		\$0.00	
Modal Priority	Transit Blocked	Transit Impacted	Bike Blocked	Bike Impacted	Ped Blocked	Ped Impacted
	\$0.20	\$0	\$0.20	\$0	\$0.20	\$0.10
	\$0.25	\$0.00	\$0.25	\$0.00	\$0.25	\$0.13
Use Fee Calculation						
Summation of all uses by frontage: (Sum of all Factors) x (s.f. occupied/100) x (Duration) x (Escalation Rate per Table B2)						

Table B2 – Use Fee Model Escalation Rates		
Duration (days)	Arterial	Non-Arterial
0-30	x 1	x 0
31-60	x 2	x 1
61-90	x 4	x 1
91-120	x 8	x 2
121-150	x 12	x 2
151-210	x 12	x 4
211-270	x 12	x 8
271+	x 12	x 12
31D permits	\$0.70 per square foot	
	\$0.88 per square foot	

Table B3 – Short-Term Uses with Use Fees

Use Description	Use Code	Permit Type(s)
Installation or removal of encroachments	29B	ROW Complex
ROW construction staging	31	ROW Complex
Scaffolding installation, removal and non-walk thru staging	50	ROW Complex
Crane installation and removal or staging and operation	44	ROW Complex
Pavement restoration	40/51M	ROW Complex
Utility infrastructure	51-51E	ROW Complex & UMP
Privately owned utility	51G	ROW Complex
Preparatory or exploratory work	51I	ROW Complex
Small wireless facility	51Z	ROW Complex

Table B4 – Temporary Activation Use Fees

Use Description	Use Code	Current Short Term Use Fees	Proposed Short Term Use Fees
Temporary Private Street & Sidewalk Activities – Daily Recurrence	3APRI	\$158/day after first date on same permit	\$199/day after first date on same permit

Table C1 – Long-Term Uses with Long-Term Occupancy Fees			
Use Description	Use Code	Current Long-term Occupancy Fee	Proposed Long-term Occupancy Fee
Fixed ground signs	2A	\$767/sign	\$965/sign
Maintenance of at-grade structures	7	See Table C2	
Structures, moorage, and overhangs in underwater streets	7A	\$2.18/sf	\$2.74/sf
Maintenance of below- and above-grade structures, including elevated access structures	7C	\$.70/sf	\$.88/sf
Fenced material storage and private use	12	See Table C2	
Active areaways existing prior to January 1, 1995	16	\$.70/sf	\$.88/sf
First Amendment vending*	19B	\$50/month	\$63/month
Stadium event vending*	19C	See Table C2	
Annual vending from a public place sidewalk or plaza*	19E	See Table C2	
Annual food-vehicle zone vending (paid parking)*	19G	\$478 (each 4-hr period x each day per week)	\$601 (each 4-hr period x each day per week)
Annual food-vehicle zone vending (unpaid parking)*	19H	\$104 (each 4-hr period x each day per week)	\$131 (each 4-hr period x each day per week)
Underground storage tank: non-decommissioned	21	\$767/tank	\$965/tank
Permanent soldier piles	22B	\$1011/pile	\$1,272/pile
Structures, moorage, and overhangs in state waterways	WW100	\$2.18/sf	\$2.74/sf

* By Ordinance 126915, and as part of the Downtown Activation Plan, no occupation fees will be charged on a City-wide basis from the effective date of this ordinance to January 1, 2026.

Table C2 - Occupation Fee Model			
Street Category	Urban Center	Urban Village	Neither
Arterial (Current)	\$1.40	\$1.35	\$0.90
Arterial (Proposed)	\$1.76	\$1.70	\$1.13
Non-Arterial (Current)	\$1.20	\$1.15	\$0.70
Non-Arterial (Proposed)	\$1.51	\$1.45	\$0.88

Table D1 – Term Permit Fee Model		
Location	Use Description	Degree of Alienation
Sub-surface	Utility tunnels/structures	0.3
	Vehicle/pedestrian tunnels	0.25
At-grade	Public plazas, artwork	0.1
	Structures, restricted access	0.8
	Utility structures	0.5
Above grade	Overhead building structures	0.75
	Private use skybridges	2
	Semi-public use skybridges	0.75
	Public use skybridges	0.1
	Vehicle bridges	0.5
	Public use vehicle ramps	0.2
Other	Sustainable building features*	0.1

* In order to qualify for this degree of alienation factor, the development must be participating in the City's Living Building Program, be capable of achieving Leadership in Energy and Environmental Design (LEED) platinum certification, or both. Programmatic term permit and franchise agreements fees are established by ordinance.

Term Permit (use code 62) annual occupation fee equation: ((land value) x (use area) x (rate of return) x (degree of alienation)) + PSM issuance or renewal fee

Table D2- Shoreline Street End Fee Model
Shoreline Street End (use code 11) annual occupation fee equation: (land value) x (use area) x (rate of return) x (demand probability) x (maritime industrial use) + General Long Term Issuance or General Long Term Renewal fee

Table E1 – Citation Penalty Fee Schedule

Adjacent Lot Zone or Permit Type	Citation Penalty Fee*		
	1 st Violation	2 nd Violation	3 rd + Violation
Current RSL, NR1, NR2, NR3 (“Residential Zones”), Public Space Management Permits, or Maintenance Activities**	\$250	\$500	\$1,000
Proposed RSL, NR1, NR2, NR3 (“Residential Zones”), Public Space Management Permits, or Maintenance Activities**	\$315	\$629	\$1,258
Current All other zones (“Non-Residential Zones”) or Utility Construction Permits	\$1,000	\$2,000	\$4,000
Proposed All other zones (“Non-Residential Zones”) or Utility Construction Permits	\$1,258	\$2,516	\$5,032
Current Snow and ice removal*** in RSL, NR1, NR2, NR3 (“Residential Zones”)	\$50	\$50	\$50
Proposed Snow and ice removal*** in RSL, NR1, NR2, NR3 (“Residential Zones”)	\$63	\$63	\$63
Current Snow and ice removal*** in all other zones (“Non-Residential Zones”)	\$250	\$500	\$1,000
Proposed Snow and ice removal*** in all other zones (“Non-Residential Zones”)	\$315	\$629	\$1,258

* Violators may be subject to subsequent violations within a one-year period

** “Maintenance Activities” includes violations of Chapters 15.20 and 15.43 of the Seattle Municipal Code

*** “Snow and ice removal” references Seattle Municipal Code Section 15.48.010

Definitions

<u>Factor/Term</u>	<u>Description</u>
ROW Simple	A simple permit is a permit that requires minimal review, such as a dumpster or storage container.
ROW Complex	A complex permit requires technical review and coordination, such as a 50-foot utility trench, a tower crane or other construction staging.
General Long-Term	Permits scheduled to renew on an annual basis for long-term, continuing uses of public right-of-way. This applies to Council Term and Shoreline Street End permits as well as the following long-term permit use codes: 2A, 3D, 7, 7A, 7C, 8, 11, 12, 14, 16, 19A, 21, 22B, 29A, 62, WW100, and WW150 that all have base fees listed on Table A. It does not apply to long-term permit use codes 6 and 52 which are included in Table A2.
Public Street & Sidewalk Activities	A public street and sidewalk activity is open to the public.
Private Street & Sidewalk Activities	A private street and sidewalk activity is for invited guests, customers, or a select intended audience only.
Year-round Business Activation Permit	A long-term permit for year-round sidewalk cafes, curbspace cafes, and merchandise displays. This applies to the following long-term use codes: 18A, 18B, 18D, and 18E.
Year-round Business Activation Additional Space	A space is defined as one of the following: a sidewalk frontage zone along a single building frontage, a sidewalk furniture zone along a single building frontage, or a curbspace along a single building frontage. The first space on an application is included in the base Year-round Business Activation Issuance Fee; each additional space is charged an Additional Space fee.
Seasonal Business Activation Permit	A permit for seasonal sidewalk cafes, curbspace cafes, and merchandise displays. These permits are active only from April 1 through October 31 of their issuance year. This applies to the following use codes: 18AS, 18BS, 18DS, 18ES.

Land value	<p>For Term permits, the value of the use area in the right-of-way shall be based on the abutting parcel's current per-square-foot land value as determined by the King County Assessor. If the use area extends beyond the right-of-way centerline or abuts multiple parcels, the permit fee shall be calculated by averaging the abutting parcels' current land values.</p> <p>For Shoreline Street End permits, the value of the use area in the right-of-way shall be based on the abutting parcel's current per-square-foot land value as determined by the King County Assessor. If the use area extends beyond the centerline of the right-of-way or abuts multiple parcels, the permit fee shall be calculated for each portion of the use area according to the current per-square-foot land value of the abutting parcels.</p> <p>If all parcels abutting the Term or Shoreline Street End permitted use area are government-owned and the parcels are not tax assessed in whole or in part by King County, the parcels shall be excluded when establishing the Term or Shoreline Street End permit fee. To determine the permit fee, the current per-square-foot land value as determined by the King County Assessor of the closest privately-owned parcel or parcels with the same zoning or shoreline designation of the Term or Shoreline Street End permitted use area shall be averaged. If the next closest privately-owned parcel or parcels do not have the same underlying zoning or shoreline designation as the abutting government-owned parcel, the Seattle Department of Transportation shall consult with the City Appraiser. The City Appraiser shall determine if the next closest parcel or parcels with similar zoning or shoreline designation reasonably establishes the current per-square-foot land value of the use area in the right of way for fee calculation purposes.</p>
Use area	<p>Square footage of the permitted encroachment in the right-of-way, as authorized by Seattle Department of Transportation.</p>
Transit/Bike/Ped Impacted	<p>When a transit lane, bike lane or pedestrian sidewalk or pathway is partially closed, but mobility for the traveling public is maintained.</p>
Transit/Bike/Ped Blocked	<p>When a transit lane, bike lane or pedestrian sidewalk or pathway is closed to the traveling public.</p>
Rate of return	<p>Annualized rate of return on market value of the right-of-way, as established by the City Appraiser or a State of Washington Certified General Real Estate Appraiser retained by the Director of Transportation.</p>
Degree of alienation	<p>For Term permits, the degree of impact on the public, utilities, right-of-way, and other potential uses of the right-of-way based on City policy, as established by Seattle Department of Transportation.</p>

Demand probability	For Shoreline Street End permits, the estimated demand of probable use shall be based on factors that include, but are not limited to, location, access, size, view, and topography; as established by the City Appraiser or a State of Washington Certified General Real Estate Appraiser retained by the Director of Transportation. Refer to Ordinance 123611, Attachment A: Demand Probability Factor. The Director of Transportation is authorized to update Attachment A based upon the recommendations of the City Appraiser or a State of Washington Certified General Real Estate Appraiser. The new Demand Probability Factor shall become effective when the updated Demand Probability Factor is adopted by rule.
Maritime Industrial Use Discount Factor	To support the City's policies of protecting its maritime uses, a 50 percent discount factor shall apply to that portion of the Shoreline Street End occupied by a legally established water-dependent or water-related use as defined in Seattle Municipal Code Section 23.60.944.

Use of Shoreline Street End Fees

The Department of Transportation is directed to use the shoreline street end permit fees credited to the Transportation Operating Fund for the following purposes:

- (a) Notifying property owners that abut shoreline street ends of the need for permits for private use of the street end and of the fee schedule;
- (b) Administering and inspecting shoreline street end use;
- (c) Verifying property boundaries and area of use;
- (d) Matching funds for neighborhood improvements of shoreline street ends for public use;
- (e) Signing, demarcating, and maintaining shoreline street ends; or
- (f) Funding street and sidewalk improvements within a half-block radius of any of the shoreline street ends identified in Exhibit A to Resolution 29370 that directly contribute to public access to the shoreline street end.

Use of Vending Fees

Fees for vending activities authorized under Chapter 15.17 shall be deposited in the Transportation Fund. Street Use permit fees for vending activities may be used by other City departments for vending enforcement as authorized by the Director of Transportation and shall be used by the Department of Transportation for the following purposes:

- (a) Administering the vending program, including notifying property owners abutting a proposed vending site designated by the Department of Transportation;
- (b) Verifying property boundaries and square footage of usage;
- (c) Designating pre-approved vending sites by the Department of Transportation;

- (d) Signing and demarcating designated vending sites and food vehicle zones;
- (e) Attending meetings or hearings;
- (f) Preparing documents, legislation, forms, and notices;
- (g) Inspecting and enforcing permitted or illegal vending activity; or
- (h) Engaging in any other vending-related activity as directed by the Director of Transportation.



Legislation Text

File #: CB 120885, **Version:** 1

CITY OF SEATTLE

ORDINANCE _____

COUNCIL BILL _____

AN ORDINANCE relating to the financing of the Seattle Department of Transportation; authorizing the extension of the loan of funds in the amount of \$25,000,000 from the Information Technology Fund to the Transportation Fund to support essential transportation programs as authorized in Ordinance 126227; and ratifying and confirming certain prior acts.

WHEREAS, Ordinance 126227, passed November 23, 2020, authorized an interfund loan in the amount of \$25,000,000 from the Information Technology Fund to the Transportation Fund, with the loan to be repaid no later than December 31, 2024; and

WHEREAS, the COVID-19 pandemic and associated decline in revenues related to parking and transportation resulted in revenue loss to the Transportation Fund and, unlike many City programs, such losses in revenue were not eligible to be back-filled with federal pandemic relief dollars; and

WHEREAS, the parking and transportation-related revenue that supports the Transportation Fund continues to be impacted following the COVID-19 pandemic and required the Seattle Department of Transportation (SDOT) to request a second interfund loan that was authorized by Council in Ordinance 124639 in 2021 and that was repaid in 2022; and

WHEREAS, the extent of revenue loss requires more time for the Transportation Fund to replenish stabilization reserves than was anticipated at the time that the loan was authorized to guard against future unexpected fiscal cycles; and

WHEREAS, Seattle Municipal Code subsection 5.06.030.C requires City Council approval by ordinance of any interfund loan for a duration of 90 days or more; and

WHEREAS, in the normal course of business the City may temporarily lend cash between funds to maintain required balances; and

WHEREAS, regarding use of the proceeds of this interfund loan for operating costs, the Director of Finance and City Budget Director have determined that there is no viable alternative available for advancing a core City objective to deliver SDOT's essential transportation program; and

WHEREAS, the Director of Finance and the City Budget Director have determined that City Council may authorize this interfund loan extension request consistent with the Debt Management Policies adopted by Resolution 31553 as a necessary and advisable departure from the City's typical practice of limiting interfund loans to three years; and

WHEREAS, in this case, the intervention of the COVID-19 pandemic and, in particular, the unpredictability of the severity and duration of its effects on the transportation and parking-related revenues, make it necessary and advisable to extend the interfund loan for an additional 12-month period during which SDOT will complete repayment of this loan and work with other City departments to identify strategies to avoid similar situations for the Transportation Fund in the future; and

WHEREAS, in the event that the loan is not able to be fully repaid within the 12-month period extension authorized in this ordinance, SDOT may seek an additional extension from the City Council by ordinance if no other alternatives exist based on information available regarding any remaining balance of the loan still outstanding at the conclusion of the term; and

WHEREAS, there is sufficient cash in the Information Technology Fund to extend an interfund loan of \$25 million through December 31, 2025 and still meet regular budgeted operating needs; and

WHEREAS, funds loaned by the Information Technology Fund to the Transportation Fund to ensure essential transportation program needs are met are anticipated to be repaid from the future Transportation Fund balances; NOW, THEREFORE,

BE IT ORDAINED BY THE CITY OF SEATTLE AS FOLLOWS:

Section 1. The City Council finds that there is no viable alternative to meet a core City objective, and therefore the Director of Finance is authorized to extend the repayment period of the revolving loan authorized in Ordinance 126227 from December 31, 2024 to December 31, 2025. The loan is to be repaid no later than December 31, 2025, with interest on the loan at the rate of return of the City's Consolidated Cash Pool. The entire principal and interest amount of the loan drawn is intended to be repaid with revenues associated with transportation operations. The Director of Finance is further authorized to establish, and modify if necessary from time to time, a repayment plan and schedule.

Section 2. Any act consistent with the authority of this ordinance taken after its passage and prior to its effective date is ratified and confirmed.

Section 3. This ordinance shall take effect as provided by Seattle Municipal Code Sections 1.04.020 and 1.04.070.

Passed by the City Council the _____ day of _____, 2024, and signed by
me in open session in authentication of its passage this _____ day of _____, 2024.

President _____ of the City Council

Approved / returned unsigned / vetoed this _____ day of _____, 2024.

Bruce A. Harrell, Mayor

Filed by me this _____ day of _____, 2024.

Scheereen Dedman, City Clerk

(Seal)

SUMMARY and FISCAL NOTE

Department:	Dept. Contact:	CBO Contact:
Seattle Department of Transportation	Chris Godwin	Aaron Blumenthal

1. BILL SUMMARY

Legislation Title: AN ORDINANCE relating to the financing of the Seattle Department of Transportation; authorizing the extension of the loan of funds in the amount of \$25,000,000 from the Information Technology Fund to the Transportation Fund to support essential transportation programs as authorized in Ordinance 126227; and ratifying and confirming certain prior acts.

Summary and Background of the Legislation: The City approved an interfund loan in December 2020 of \$25 million from the Information Technology Fund to the Transportation Fund with a repayment date of December 31, 2024 for all principal and interest.

Revenues supporting the Seattle Department of Transportation were heavily impacted by COVID-19 and slower to recover from COVID-19 than previously anticipated. As evidence of this, in 2021, SDOT needed to take a second interfund loan because the Transportation Fund had been in a negative fund balance position for over 90 days. That loan was repaid in 2022, however SDOT has not been able to repay the first loan of \$25 million from 2020. As SDOT is entering a period of more estimable revenues and expenditures, it anticipates making payments on the outstanding interfund loan over the next year beginning in the third quarter of 2024 through December 31, 2025. A detailed repayment schedule can be found in Attachment A to this document.

SDOT will work closely with the City Budget Office and Office of City Finance during the period of extension of this interfund loan to develop recommendations for addressing the deficit and restoring reserves to avoid similar situations for the Transportation Fund in the future.

Given that the loan may not be fully repaid at the end of the extended term in December 31, SDOT anticipates that it will be necessary to return to Council for authorization by ordinance to address any need for a further extension of the loan, to be informed by the remaining balance as of the third quarter of 2025.

2. CAPITAL IMPROVEMENT PROGRAM

Does this legislation create, fund, or amend a CIP Project? ☐ Yes ☒ No

3. SUMMARY OF FINANCIAL IMPLICATIONS

Does this legislation have financial impacts to the City? ☐ Yes ☒ No

3.d. Other Impacts

Does the legislation have other financial impacts to The City of Seattle, including direct or indirect, one-time or ongoing costs, that are not included in Sections 3.a through 3.c? If so, please describe these financial impacts.

No.

If the legislation has costs, but they can be absorbed within existing operations, please describe how those costs can be absorbed. The description should clearly describe if the absorbed costs are achievable because the department had excess resources within their existing budget or if by absorbing these costs the department is deprioritizing other work that would have used these resources.

Please describe any financial costs or other impacts of *not* implementing the legislation.
The City would not have adequate cash resources to pay for transportation functions and services.

4. OTHER IMPLICATIONS

- a. Please describe how this legislation may affect any departments besides the originating department.**

We do not anticipate any appreciable impacts to other departments. The lending fund – the Information Technology Fund – supports the Seattle Information Technology Department; however, the extension of this interfund loan will not impact the Department’s budget, finances, or operations.

- b. Does this legislation affect a piece of property? If yes, please attach a map and explain any impacts on the property. Please attach any Environmental Impact Statements, Determinations of Non-Significance, or other reports generated for this property.**

No.

- c. Please describe any perceived implication for the principles of the Race and Social Justice Initiative.**

- i. How does this legislation impact vulnerable or historically disadvantaged communities? How did you arrive at this conclusion? In your response please consider impacts within City government (employees, internal programs) as well as in the broader community.**

Not applicable.

- ii. Please attach any Racial Equity Toolkits or other racial equity analyses in the development and/or assessment of the legislation.**

Not applicable.

- iii. What is the Language Access Plan for any communications to the public?**

Not applicable.

d. Climate Change Implications

- i. Emissions:** How is this legislation likely to increase or decrease carbon emissions in a material way? Please attach any studies or other materials that were used to inform this response.

Not applicable.

- ii. Resiliency:** Will the action(s) proposed by this legislation increase or decrease Seattle's resiliency (or ability to adapt) to climate change in a material way? If so, explain. If it is likely to decrease resiliency in a material way, describe what will or could be done to mitigate the effects.

Not applicable.

- e. If this legislation includes a new initiative or a major programmatic expansion:** What are the specific long-term and measurable goal(s) of the program? How will this legislation help achieve the program's desired goal(s)? What mechanisms will be used to measure progress towards meeting those goals?

Not applicable.

5. CHECKLIST

- ☐ Is a public hearing required?
- ☐ Is publication of notice with *The Daily Journal of Commerce* and/or *The Seattle Times* required?
- ☐ If this legislation changes spending and/or revenues for a fund, have you reviewed the relevant fund policies and determined that this legislation complies?
- ☐ Does this legislation create a non-utility CIP project that involves a shared financial commitment with a non-City partner agency or organization?

6. ATTACHMENTS

Summary Attachments: Summary Attachment A – SDOT Interfund Loan Summary

SDOT Interfund Loan Summary

Borrowing Fund Name/Fund No.	Transportation Fund/13000
Lending Fund Name/Fund No.	Information Technology Fund/50410
Project Name(s)	Various
CIP Number	Various
Loan Repayment Sources	Commercial Parking Tax
Authorized Loan Amount	\$ 25,000,000
Est. Total Interest Expense	\$ 2,817,642

Accounting Period	Beginning Loan Balance	Cash Outflows (Loan Draws)	Interest Charge	Cash Inflows (Loan Repayments)	Est. Outstanding Loan Balance	Accrued Interest
Aug-24	25,897,578	-	86,325	-	25,983,903	1,987,491
Sep-24	25,983,903	-	86,613	1,500,000	24,570,516	2,074,104
Oct-24	24,570,516	-	81,902	-	24,652,418	2,156,006
Nov-24	24,652,418	-	82,175	-	24,734,593	2,238,181
Dec-24	24,734,593	-	82,449	8,440,000	16,377,042	2,320,629
Jan-25	16,377,042	-	54,590	-	16,431,632	2,375,220
Feb-25	16,431,632	-	54,772	-	16,486,404	2,429,992
Mar-25	16,486,404	-	54,955	-	16,541,359	2,484,946
Apr-25	16,541,359	-	55,138	-	16,596,496	2,540,084
May-25	16,596,496	-	55,322	-	16,651,818	2,595,406
Jun-25	16,651,818	-	55,506	8,440,000	8,267,324	2,650,912
Jul-25	8,267,324	-	27,558	-	8,294,882	2,678,470
Aug-25	8,294,882	-	27,650	-	8,322,531	2,706,119
Sep-25	8,322,531	-	27,742	-	8,350,273	2,733,861
Oct-25	8,350,273	-	27,834	-	8,378,107	2,761,695
Nov-25	8,378,107	-	27,927	-	8,406,034	2,789,622
Dec-25	8,406,034	-	28,020	8,434,055	(0)	2,817,642

Interest Rate Assumptions:
2024-2025 4.00%

Note: These interest rate assumptions are for planning purposes only. Unless otherwise stated, the actual monthly interest charge will be at the monthly rate of return on the City's consolidated cash pool investments.



Legislation Text

File #: CB 120886, **Version:** 1

CITY OF SEATTLE

ORDINANCE _____

COUNCIL BILL _____

AN ORDINANCE relating to the Seattle Department of Transportation; amending Ordinance 126725, which adopted the 2023 Budget, including the 2023-2028 Capital Improvement Program (CIP); and lifting a proviso.

WHEREAS, in November 2020, Seattle voters approved the Seattle Transit Measure (STM), which imposes a 0.15 percent sales tax to fund increases in transit service, transit access programs and transit-related capital improvements as defined in Ordinance 126115; and

WHEREAS, Ordinance 126115, as approved by voters, requires that at least 50 percent of annual STM revenues be spent on purchasing transit service hours and restricts capital spending to capital improvements that serve or enhance transit service; and

WHEREAS, in adopting the 2023 budget, the City Council included a Council Budget Action (CBA) - SDOT-502-C-001-2023 - which imposes a proviso dedicating \$12 million of voter-approved Seattle Transit Measure funds to bridge maintenance; and

WHEREAS, because SDOT has not been able to spend the full \$12 million on bridge maintenance projects with the nexus to transit required under the voter approved measure, the Executive is asking Council to lift the 2023 proviso in order to spend STM funds in a manner that meets the explicit requirements of the voter-approved measure; NOW, THEREFORE,

BE IT ORDAINED BY THE CITY OF SEATTLE AS FOLLOWS:

Section 1. The restrictions imposed by the following budget proviso are removed and they are no longer restrictions for any purpose including for subsection 1(b) of Ordinance 126725:

Item	Department	Council Budget Action	Proviso	Capital Improvement Project
1.1	Seattle Department of Transportation	SDOT-502-C-001-2023	"Of the appropriations in the Seattle Department of Transportation's 2023 budget for the Seattle Transportation Benefit District - Transit Improvements (MC-TR-C108) CIP project, \$12,000,000 is appropriated solely for bridge-related or structures-related transit improvements, and may be spent for no other purpose."	Seattle Transportation Benefit District - Transit Improvement (MC-TR-C108)

Section 2. This ordinance shall take effect as provided by Seattle Municipal Code Sections 1.04.020 and 1.04.070.

Passed by the City Council the _____ day of _____, 2024, and signed by
me in open session in authentication of its passage this _____ day of _____, 2024.

President _____ of the City Council

Approved / returned unsigned / vetoed this _____ day of _____, 2024.

Bruce A. Harrell, Mayor

Filed by me this _____ day of _____, 2024.

Scheereen Dedman, City Clerk

(Seal)

SUMMARY and FISCAL NOTE

Department:	Dept. Contact:	CBO Contact:
SDOT	Bill LaBorde	Christie Parker

1. BILL SUMMARY

Legislation Title: AN ORDINANCE relating to the Seattle Department of Transportation; amending Ordinance 126725, which adopted the 2023 Budget, including the 2023-2028 Capital Improvement Program (CIP); and lifting a proviso.

Summary and Background of the Legislation:

In November 2020, Seattle voters approved the Seattle Transit Measure (STM), which imposes a 0.15 percent sales tax to fund transit-related items. Eligible uses of STM revenues are defined in Ordinance 126115, which authorized the STM ballot measure to be submitted to the voters.

In adopting the 2023 Budget, Council included a Council Budget Action (CBA) – SDOT-502-C-001-2023 – which imposes a proviso dedicating \$12 million of voter-approved Seattle Transit Measure funds to bridge maintenance. As the Executive communicated to Council at the time, use of these funds is restricted to transit purposes under Ordinance 126115, as approved by voters in the 2020 general election. Additionally, Ordinance 126115 includes a provision requiring more than 50 percent of annual STM revenues be dedicated to purchasing transit service hours.

Due to the restrictions in Ordinance 126115, SDOT has not been able to spend the full \$12 million on bridge maintenance projects with a nexus to transit. Therefore, the Executive requests a lifting of this proviso in order to spend STM funds in a manner that meets the explicit requirements of the voter-approved legislation and aligns with the intent of the voters who approved this measure.

2. CAPITAL IMPROVEMENT PROGRAM

Does this legislation create, fund, or amend a CIP Project? ☐ Yes ☒ No

3. SUMMARY OF FINANCIAL IMPLICATIONS

Does this legislation have financial impacts to the City? ☐ Yes ☒ No

This legislation does not directly affect appropriations. Appropriations associated with this proviso lift are included in the Mayor's 2025-2026 Proposed Budget.

3.d. Other Impacts

Does the legislation have other financial impacts to The City of Seattle, including direct or indirect, one-time or ongoing costs, that are not included in Sections 3.a through 3.c? If so, please describe these financial impacts.

If approved by voters, the 2024 Transportation Levy includes significant additional investments in both bridge maintenance and capital improvements, including, over eight years, \$127 million for a new Bridge Preventative Maintenance program; \$71 million for Bridge Structural Repairs and Upgrades; and \$20 million dedicated to developing bridge replacement or rehabilitation projects to compete for federal and other partnership funding opportunities.

If the legislation has costs, but they can be absorbed within existing operations, please describe how those costs can be absorbed. The description should clearly describe if the absorbed costs are achievable because the department had excess resources within their existing budget or if by absorbing these costs the department is deprioritizing other work that would have used these resources.

N/A

Please describe any financial costs or other impacts of *not* implementing the legislation.

Not lifting this proviso will make it more difficult to deliver promises made to Seattle voters when they approved the Seattle Transit Measure in 2020. This could be especially problematic as the City prepares to renew the current measure, which expires in early 2027. The renewal measure will likely be submitted to Seattle voters in 2026.

4. OTHER IMPLICATIONS

a. Please describe how this legislation may affect any departments besides the originating department.

N/A

b. Does this legislation affect a piece of property? If yes, please attach a map and explain any impacts on the property. Please attach any Environmental Impact Statements, Determinations of Non-Significance, or other reports generated for this property.

No

c. Please describe any perceived implication for the principles of the Race and Social Justice Initiative.

i. How does this legislation impact vulnerable or historically disadvantaged communities? How did you arrive at this conclusion? In your response please consider impacts within City government (employees, internal programs) as well as in the broader community.

Historically disadvantaged communities generally rely more on public transportation than non-disadvantaged communities. Continuing to tie up Seattle Transit Measure funds on projects for which STM is not a permissible source will limit the ability to fund transit items.

- ii. **Please attach any Racial Equity Toolkits or other racial equity analyses in the development and/or assessment of the legislation.**

N/A

- iii. **What is the Language Access Plan for any communications to the public?**

N/A

d. Climate Change Implications

- i. **Emissions: How is this legislation likely to increase or decrease carbon emissions in a material way? Please attach any studies or other materials that were used to inform this response.**

Reliable transit service and a comprehensive transit network are key to reducing greenhouse gas emissions in Seattle, a city where transportation is the number one source of emissions. STM is a key strategy for reducing the city's emissions in the transportation sector.

- ii. **Resiliency: Will the action(s) proposed by this legislation increase or decrease Seattle's resiliency (or ability to adapt) to climate change in a material way? If so, explain. If it is likely to decrease resiliency in a material way, describe what will or could be done to mitigate the effects.**

N/A

- e. **If this legislation includes a new initiative or a major programmatic expansion: What are the specific long-term and measurable goal(s) of the program? How will this legislation help achieve the program's desired goal(s)? What mechanisms will be used to measure progress towards meeting those goals?**

N/A

5. CHECKLIST

- ☐ Is a public hearing required?
- ☐ Is publication of notice with *The Daily Journal of Commerce* and/or *The Seattle Times* required?
- ☐ If this legislation changes spending and/or revenues for a fund, have you reviewed the relevant fund policies and determined that this legislation complies?
- ☐ Does this legislation create a non-utility CIP project that involves a shared financial commitment with a non-City partner agency or organization?

6. ATTACHMENTS

Summary Attachments: None.



Legislation Text

File #: CB 120887, **Version:** 2

CITY OF SEATTLE

ORDINANCE _____

COUNCIL BILL _____

AN ORDINANCE relating to the Seattle Transportation Benefit District; authorizing material scope changes to City of Seattle Proposition 1 to expand uses of revenues.

WHEREAS, City of Seattle Ordinance 123397 established the Seattle Transportation Benefit District (STBD)

for preserving and maintaining transportation infrastructure; implementing elements of the Seattle Transportation Strategic Plan and other planning documents; investing in bicycle, pedestrian, freight mobility, and transit enhancements; and providing people with choices to meet their mobility needs; and

WHEREAS, Revised Code of Washington (RCW) 36.73.160 requires the STBD to adopt a policy to address material changes to a project's cost, scope, and schedule; and

WHEREAS, in STBD Resolution 3, the Governing Board of the STBD approved a material change policy that addresses the procedures for approving changes to project cost, scope, and schedule; and

WHEREAS, in STBD Resolution 12, the Governing Board of the STBD submitted a ballot measure ("STBD Proposition 1") to the qualified electors of the STBD to authorize up to a 0.1 percent sales and use tax, and an annual vehicle license fee of up to an additional \$60 per registered vehicle with a \$20 rebate for low-income individuals, for the purposes of funding King County Metro Transit service in Seattle; and

WHEREAS, on November 4, 2014, STBD Proposition 1 was approved by a majority of qualified electors of the STBD; and

WHEREAS, by Ordinance 125070, The City of Seattle assumed the rights, powers, immunities, functions, and obligations of the STBD as authorized under RCW 36.74.030; and

WHEREAS, on June 25, 2018, by Ordinance 125606, the Seattle City Council authorized material scope changes to STBD Proposition 1, including provisions to provide transit passes to Seattle Public School students and authorizing funding for capital improvements that improve transit speed and reliability; and

WHEREAS, in Ordinance 126115, The City submitted a ballot measure (“the Seattle Transit Measure”) to the qualified electors of the City of Seattle to authorize a sales and use tax increase for the purposes of supporting transit service benefitting Seattle residents, including frequent transit network maintenance and associated capital improvements; low-income fare programs; and transportation needs related to COVID-19 recovery and the West Seattle Bridge closure; and

WHEREAS, on November 3, 2020, City of Seattle Proposition 1 (the Seattle Transit Measure) was approved by a majority of qualified electors, and its tax expires April 1, 2027; and

WHEREAS, The City of Seattle wants to improve access to the transit system, expand the capacity of the transit system, and improve the speed and reliability of transit service to meet its growing population; and

WHEREAS, since the passage of the Seattle Transit Measure in 2020, the City is adding more than 3,000 bus trips each week within Seattle and paying for more than 140,000 annual service hours to make bus service more reliable and increase access to frequent bus service; and

WHEREAS, since the passage of the Seattle Transit Measure, the City has continued to partner with the Central Puget Sound Regional Transit Authority (Sound Transit) on its high-capacity transit investments in the City of Seattle, including the West Seattle Link Extension (WSLE) and Ballard Link Extension (BLE); and together these two projects represent the largest infrastructure program in Seattle’s history; and

WHEREAS, the City has a critical role in supporting these Sound Transit projects through their planning, design, permitting, and construction phases; and

WHEREAS, the City will directly deliver planning documents and transit access projects to complement Sound

Transit investments in the City of Seattle; and

WHEREAS, on April 23, 2024, Seattle City Council unanimously approved SDOT’s Seattle Transportation Plan, which included a separate planning element for transit and specifically mentioned a partnership with Sound Transit to support delivery of future Link light rail expansions as a “key move”; and

WHEREAS, the expansion and partnership are best served by a change in project scope; and

WHEREAS, pursuant to Section 5 of Ordinance 126115, the Seattle Transit Advisory Board will review and provide comment on the proposed change of scope; NOW, THEREFORE,

BE IT ORDAINED BY THE CITY OF SEATTLE AS FOLLOWS:

Section 1. Pursuant to the material change policy adopted by Seattle Transportation Benefit District (STBD) Resolution 3, later subsumed by The City of Seattle, the scope of the project authorized by the Seattle Transit Measure is expanded to allow its revenues to fund:

A. Staffing resources to support and complete The City of Seattle’s agreements and requirements necessary for implementation of the Sound Transit 3 program, including but not limited to dedicated and part-time staff to support project planning, permitting, and delivery of Sound Transit projects in Seattle; and

B. Third-party funding contributions to deliver The City of Seattle’s Preferred Alternative for the West Seattle Link Extension and Ballard Link Extension.

Section 2. This ordinance shall take effect as provided by Seattle Municipal Code Sections 1.04.020 and 1.04.070.

Passed by the City Council the _____ day of _____, 2024, and signed by me in open session in authentication of its passage this _____ day of _____, 2024.

President _____ of the City Council

Approved / returned unsigned / vetoed this _____ day of _____, 2024.

Bruce A. Harrell, Mayor

Filed by me this _____ day of _____, 2024.

Scheereen Dedman, City Clerk

(Seal)

SUMMARY and FISCAL NOTE

Department:	Dept. Contact:	CBO Contact:
SDOT	Bill LaBorde	Christie Parker

1. BILL SUMMARY

Legislation Title: AN ORDINANCE relating to the Seattle Transportation Benefit District; authorizing material scope changes to City of Seattle Proposition 1 to expand uses of revenues.

Summary and Background of the Legislation:

Pursuant to the STBD material change policy, this ordinance expands the scope of the Seattle Transit Measure (STM) to allow its revenues to be used on the following items:

- Staffing to support and complete the City of Seattle’s agreements and requirements to implement the Sound Transit 3 program, including but not limited to staff to support project planning, permitting, and delivery of Sound Transit projects in Seattle; and
- Third-party funding contributions to deliver the City of Seattle’s Preferred Alternative for the West Seattle Link Extension and Ballard Link Extension.

In addition to this increased flexibility to fund Sound Transit 3, the Seattle Transit Measure will continue to fund King County Metro transit service hours, improve low-income access to transit, support the Transportation Equity Program, and fund transit capital improvements.

Background: The Seattle Transportation Benefit District (STBD) was created in 2010 to allow the City to raise revenue to preserve and maintain transportation infrastructure, improve public safety, implement projects in SDOT’s planning documents and provide people with transportation choices, including public transit.

In 2020 a proposition was placed before Seattle voters authorizing a 0.15 percent increase in the sales and use tax. This tax increase, currently referred to as the “Seattle Transit Measure,” funds transit and transit-related transportation programs in Seattle, including frequent transit network maintenance and associated capital improvements; low-income fare programs; and transportation needs related to COVID-19 recovery and the West Seattle Bridge closure. The tax increase sunsets on April 1, 2027.

As King County Metro has recovered from the COVID-19 pandemic, SDOT has been unable to increase its service hour investment in King County Metro due to Metro staffing and other constraints. This is expected to change over the remaining two years of the measure. However, other constraints limited SDOT from launching new programming which has resulted in funding being available for this purpose. In addition, transportation needs related to COVID-19 recovery and the West Seattle Bridge closure have been addressed. As a result of these changes, SDOT is requesting material scope changes to Proposition 1 to explicitly allow these funds to also be used for Sound Transit 3 work.

Sound Transit 3 is the largest infrastructure program in Seattle’s history. Its high-capacity transit investments, including the mega-projects of West Seattle Link Extension (WSLE) and Ballard Link Extension (BLE), will occur over the next 15 years as projects move from planning phases to final design, permitting, and construction. The City team will oversee and support project delivery. This project offers tremendous opportunity for transformation of our transportation system, but also potential for significant construction and other impacts to existing communities. The combined projects will include more than 12 miles of new light rail track, more than 13 new or expanded stations, a new light-rail only downtown tunnel, and two over-water crossings. The \$54 billion, 25-year plan received 54 percent approval overall in King, Snohomish, and Pierce counties in 2016. Seattle voters overwhelmingly approved the ballot measure with almost 70 percent support for the measure. Staffing is critical to supporting on-schedule delivery of ST3 projects while ensuring compliance with relevant statutes and codes and upholding the 2018 Partnering Agreement.

2. CAPITAL IMPROVEMENT PROGRAM

Does this legislation create, fund, or amend a CIP Project? ☐ Yes ☒ No

3. SUMMARY OF FINANCIAL IMPLICATIONS

Does this legislation have financial impacts to the City? ☐ Yes ☒ No

This legislation does not have direct financial impacts to the City. The material change will expand allowable uses of existing funding to include ST3 staffing. Appropriations for ST3 staffing are included in the Mayor’s 2025-2026 Proposed Budget.

This legislation does not create any new positions. Any necessary new positions will be included in a future legislative action.

3.d. Other Impacts

Does the legislation have other financial impacts to The City of Seattle, including direct or indirect, one-time or ongoing costs, that are not included in Sections 3.a through 3.c? If so, please describe these financial impacts.

No.

If the legislation has costs, but they can be absorbed within existing operations, please describe how those costs can be absorbed. The description should clearly describe if the absorbed costs are achievable because the department had excess resources within their existing budget or if by absorbing these costs the department is deprioritizing other work that would have used these resources.

N/A

Please describe any financial costs or other impacts of *not* implementing the legislation.

ST3's high-capacity transit investments—including the mega-projects of West Seattle Link Extension (WSLE) and Ballard Link Extension (BLE)—offer tremendous opportunity to transform regional mobility and expand access to housing, jobs, and other destinations for Seattle community members. The City has critical roles to support these projects that, if fully resourced and realized, will facilitate project delivery, maximize public benefit, and minimize harm to existing communities. In the next four years, as WSLE and BLE move from their planning phases to final design, permitting, and construction, the City will oversee an enormous volume of work to support on time and on budget project delivery. Without additional staffing resources dedicated to the City's ST3 program, the City could potentially negatively impact the ST3 project schedules and overall delivery timelines due to workload volumes exceeding current staff capacities.

4. OTHER IMPLICATIONS

a. Please describe how this legislation may affect any departments besides the originating department.

The current interdepartmental ST3 City Team, managed by the SDOT Sound Transit Program, includes approximately 20 dedicated full-time staff, as well as limited part-time capacity from staff across 20 City departments. The final staffing plan is under development; therefore, the impact to other departments is currently being evaluated.

b. Does this legislation affect a piece of property? If yes, please attach a map and explain any impacts on the property. Please attach any Environmental Impact Statements, Determinations of Non-Significance, or other reports generated for this property.

No.

c. Please describe any perceived implication for the principles of the Race and Social Justice Initiative.

i. How does this legislation impact vulnerable or historically disadvantaged communities? How did you arrive at this conclusion? In your response please consider impacts within City government (employees, internal programs) as well as in the broader community.

There is a long history of large infrastructure projects perpetuating disparate impacts to communities of color and low-income populations in Seattle. The ST3 City Team is working with Sound Transit to ensure that the WSLE and BLE projects avoid disparate impacts and bring equitable benefits to communities. Our agencies are advancing equitable outcomes through the development and application of a multi-year joint agency Racial Equity Toolkit for the WSLE and BLE projects.

- ii. **Please attach any Racial Equity Toolkits or other racial equity analyses in the development and/or assessment of the legislation.**

N/A

- iii. **What is the Language Access Plan for any communications to the public?**

N/A

d. Climate Change Implications

- i. **Emissions: How is this legislation likely to increase or decrease carbon emissions in a material way? Please attach any studies or other materials that were used to inform this response.**

Expanding mass transit service benefits everyone by offering a less carbon-intensive means of travel, which decreases air and water pollution. Reliable transit service and a comprehensive transit network are key to reducing greenhouse gas emissions in Seattle, a city where transportation is the number one source of emissions. The Seattle Transit Measure and ST3 are key strategies for reducing the city's emissions in the transportation sector.

- ii. **Resiliency: Will the action(s) proposed by this legislation increase or decrease Seattle's resiliency (or ability to adapt) to climate change in a material way? If so, explain. If it is likely to decrease resiliency in a material way, describe what will or could be done to mitigate the effects.**

Sound Transit and its partner services provide tangible environmental benefits for the region's growing communities, including Seattle. Sound Transit's 2022 Sustainability Progress Report showed that passengers taking Sound Transit avoided nearly 194,000 tons of greenhouse gas emissions annually.

- e. **If this legislation includes a new initiative or a major programmatic expansion: What are the specific long-term and measurable goal(s) of the program? How will this legislation help achieve the program's desired goal(s)? What mechanisms will be used to measure progress towards meeting those goals?**

N/A

5. CHECKLIST

- ☒ **Is a public hearing required?**
- ☐ **Is publication of notice with *The Daily Journal of Commerce* and/or *The Seattle Times* required?**
- ☐ **If this legislation changes spending and/or revenues for a fund, have you reviewed the relevant fund policies and determined that this legislation complies?**
- ☐ **Does this legislation create a non-utility CIP project that involves a shared financial commitment with a non-City partner agency or organization?**

6. ATTACHMENTS

Summary Attachments: None.



Legislation Text

File #: CB 120888, **Version:** 1

CITY OF SEATTLE

ORDINANCE _____

COUNCIL BILL _____

AN ORDINANCE relating to the Seattle Fire Department's services and fees; adding and revising various Seattle Fire Department permit, inspection, and plan review fees and related provisions; amending Sections 22.602.010, 22.602.045, 22.602.050, 22.602.070, 22.602.080, and 22.602.090 of the Seattle Municipal Code; and amending Section 112 of the 2021 Seattle Fire Code as adopted by Section 22.600.020 of the Seattle Municipal Code and as regulated and allowed by the State Building Code Act, chapter 19.27 of the Revised Code of Washington.

WHEREAS, the Seattle Fire Code establishes standards intended to preserve lives and protect property, and is also known as Subtitle VI of the Seattle Building and Construction Codes; and

WHEREAS, the Seattle Fire Department provides permitting, inspections, plan review and certification services to support enforcement of Seattle Fire Code safety standards; and

WHEREAS, the City seeks to maintain wishes to maintain or improve cost recovery for the provision of fire prevention services related to specific permitted activities and construction-related inspections and plan reviews; NOW, THEREFORE,

BE IT ORDAINED BY THE CITY OF SEATTLE AS FOLLOWS:

Section 1. Section 22.602.010 of the Seattle Municipal Code, last amended by Ordinance 126522, is amended as follows:

22.602.010 Title and purpose

A. Title. This Chapter 22.602 shall be known as the "Fire Code Permit and Fee Ordinance."

B. Purpose. It is the purpose of this Subtitle VI to prescribe fees in accordance with the regulatory authority vested in the Seattle Fire Department and for services provided, as follows:

1. Fees for permits including, but not limited to, permits to store, handle, or use hazardous materials or conduct hazardous processes;
2. Fees for initial and subsequent acceptance tests of (~~((fire protection))~~) fire and life safety equipment, systems, or devices as required by the Seattle Fire Code;
3. Fees for inspections (~~((or plan review))~~) by the Fire Prevention Division of the Seattle Fire Department, outside regular business hours;
4. Fees for the examination and/or review of plans and land use actions;
5. Fees for filing of code alternates/variances resulting from other than plan review or permit application review, as well as fees for filing of requests for other exemptions as further described in Section 22.602.080;
6. Fees for the administration of examinations and certificates issued as prescribed in the Seattle Fire Code;
7. Fees for subsequent inspections by the Fire Prevention Division of the Seattle Fire Department required to gain compliance with Seattle Fire Code requirements;
8. Fees for training provided by the Seattle Fire Department; and
9. Fees for filing testing documentation for (~~((fire protection))~~) fire and life safety systems and emergency responder radio coverage systems.

Section 2. Section 22.602.045 of the Seattle Municipal Code, last amended by Ordinance 126936, is amended as follows:

22.602.045 Fees

A. The fees for the following non-hazardous material permits are established in Schedule A. See Table A for 22.602.045.

**Non-Hazardous Materials Permit Fees
Effective (~~((March 1, 2022))~~) January 1, 2025**

Schedule A Table A for 22.602.045 See footnotes Time Charge^a, Late Fee^b applicable to all Schedule A permit fees.

Code No.	Permit Title	Original Fee	Renewal Fee
2501	Place of Assembly, non-	No fee	No fee
2501.1	Place of Assembly, non- Load 100-999 and no sta	No fee	No fee
2501.2	Place of Assembly, non- Load 1,000 or greater, o Load with a stage	No fee	No fee
2502.1	Place of Assembly, Occ 199	(((\$492)) <u>\$571</u>	(((\$492)) <u>\$571</u>
2502.2	Place of Assembly, Occ 999	(((\$616)) <u>\$715</u>	(((\$616)) <u>\$715</u>
2504.1	Place of Assembly, Occ 2,999	(((\$736)) <u>\$854</u>	(((\$736)) <u>\$854</u>
2504.2	Place of Assembly, Occ 9,999	(((\$1,255)) <u>\$1,456</u>	(((\$1,255)) <u>\$1,456</u>
2504.3	Place of Assembly, Occ -19,999	(((\$2,155)) <u>\$2,500</u>	(((\$2,155)) <u>\$2,500</u>
2504.4	Place of Assembly, Occ and over	(((\$2,868)) <u>\$3,327</u>	(((\$2,868)) <u>\$3,327</u>
2504.5	Covered and Open Mall includes vehicle display	(((\$421)) <u>\$488</u>	(((\$421)) <u>\$488</u>
2509	Open flame, Place of As load 50-99	(((\$217)) <u>\$252</u>	(((\$217)) <u>\$252</u>
2510	Open flame (non-profit) assembly, Occupant load	No fee	No fee

^a **Time Charge.** Where a time charge is indicated, a fee shall be charged equal to actual labor costs plus administrative overhead costs for field inspection and/or review exceeding one hour. When requested or when necessary for Fire Prevention Division staff to conduct inspections for the purpose of Seattle Fire Code compliance for any of the above Schedule A permits outside of regular business hours (Monday through Friday, 8 a.m. to 4:30 p.m.), a time charge will be added to the above permit cost. The time charge, when applicable, will be equal to the actual labor cost, including administrative overhead costs and other services.

^b **Late Fee.** Payment for Schedule A permit renewals, where allowed, which is received more than 30 calendar days but fewer than 91 calendar days past the permit expiration date shall be equal to 1.25 times the renewal fee. The renewal permit will be valid for only one year from the expiration date of the prior permit. Permits for which no renewal payment has been received within 90 calendar days following the permit expiration date will be cancelled. Permits that have been cancelled may be reinstated, effective from the expiration date, if the permit holder pays a late penalty of 1.5 times the fee for an original permit within 180 days of the expiration date. Thereafter, any person whose permit has been cancelled shall not be allowed to reinstate the cancelled permit, but shall be required to submit a new permit application and pay a late penalty of 1.5 times the fee for an original permit.

B. The fees for the following special event permits are established in Schedule B. See Table B for 22.602.045.

Special Events Permit Fees
Effective ((January 1, 2024)) January 1, 2025

Schedule B Table B for 22.602.045 Special Event Permits See notes Late Fee ^{a,b}, Fireworks ^c applicable to all Schedule B permit fees.

Code No.	Permit Title	Original Fee	Renewal Fee
07 SE	Ceremonial fireworks - Special Events	No fee	No renewal
02-FE	Flame effects, temporary, single event (non-LPG) ^b	(\$235)	\$273 No renewal
02-H	Open flame/flame effects, temporary, single event (non-LPG) ^a	(\$235)	\$273 No renewal
2500-FM	Place of Assembly, temporary, farmers' market program where the event alters the existing exit configuration and/or fire lanes ^a	No fee	No renewal
2500-LPG	Farmers' Market, LPG, portable outdoor heating, annual, when issued with a Place of Assembly Permit Code 2500-FM ^a	(\$352)	\$408
2503	Place of Assembly, temporary Indoor with less than 1,000 people, where the event alters the existing exit configuration and/or fire lanes ^b	(\$284)	\$329 No renewal
2503.2	Temporary Outdoor Assembly Event, with projected attendance of 500-999, or that confines 100-999 attendees by permanent or temporary barricades or fencing ^b	(\$284)	\$329 No renewal
2505.1	Place of Assembly, or tradeshow/exhibit/carnival/fair, temporary Indoor or Outdoor Assembly Event, attendance 1,000-2,999 where the event alters the existing exit configuration and/or fire lanes ^b	(\$467)	\$542 No renewal
2505.2	Place of Assembly, or tradeshow/exhibit/carnival/fair, temporary Indoor or Outdoor Assembly Event, attendance 3,000-9,999 where the event alters the existing exit configuration and/or fire lanes ^b	(\$932)	\$1,081 No renewal
2505.3	Place of Assembly, or tradeshow/exhibit/carnival/fair, temporary Indoor or Outdoor Assembly Event, attendance 10,000-19,999 where the event alters the existing exit configuration and/or fire lanes ^b	(\$1,331)	\$1,544 No renewal
2505.4	Place of Assembly, or tradeshow/exhibit/carnival/fair, temporary Indoor or Outdoor Assembly Event, attendance 20,000 and over where the event alters the existing exit configuration and/or fire lanes ^b	(\$2,664)	\$3,090 No renewal
2511	Open flame/flame effects, Place of Assembly, valid 12 months ^a	(\$620)	\$719 No renewal
201	Tent or air-supported structure, for use when no assembly permit is required ^b	(\$312)	\$362 No renewal
201-CTY	Tent or air-supported structure, for use with City of Seattle Special Events Permit ^b	(\$312)	\$362 No renewal
201-SFD	Tent or air-supported structure, for use with valid Seattle Fire Department Special Events Permit ^b	No charge	No renewal
7801.1	Fireworks use/display outdoor ^{b, c}	(\$1,556)	\$1,805 No renewal
7801.3	Fireworks barge load/unload only ^{b, c}	(\$778)	\$902 No renewal
7802	Fireworks use/display before a proximate audience ^{b, c}	(\$825)	\$957 No renewal
820	Flammable Liquids, Place of Assembly, temporary single event ^a	(\$312)	\$362 No renewal
8205.1	Flame effects (all fuel types), special events, temporary single event, projected attendance 250-999 ^b	(\$500)	\$580 No renewal
8205.2	Flame effects (all fuel types), special events, temporary single event, projected attendance 1,000 and above ^b	(\$1,500)	\$1,740 No renewal
8205.3	Flame effects (all fuel types), special events, temporary single event, projected attendance 250 and above, issued in conjunction with an SFD ((7801 or 7803))	7801.1 or 7802	Permit for Pyrotechnics^b (\$500)
8206	LPG/flame effects, special events, temporary, valid 12 months ^a	(\$352)	\$408 No renewal
8206-FVH	LPG (propane) or open flame, special events, temporary, valid 12		

months, for food booth or heating^a (Not intended for mobile food preparation vehicles) ~~(((\$352)) \$408(((\$352)) \$408~~8206-TRK Mobile food preparation vehicle including LPG (propane), CNG (compressed natural gas), and/or solid fuel/open flame/charcoal, with SFD inspection, annual^a (May be renewed as 8206-TRK or 8206-RGL) ~~(((\$422)) \$490(((\$422)) \$490~~8206-RGL Mobile food preparation vehicle including LPG (propane), CNG (compressed natural gas), and/or solid fuel/open flame/charcoal used for food vending or heating, with regional inspection, annual^a (May be renewed as 8206-TRK or 8206-RGL) ~~(((\$352)) \$408(((\$352)) \$408~~8207-FE LPG for flame effects, temporary, single event^b ~~(((\$235)) \$273~~No renewal 8207-VH LPG/Solid Fuel for cooking/heating, single event^a ~~(((\$235)) \$273~~No renewal 8208 Special hazards, including indoor vehicle display, Place of Assembly, temporary single event (not required for holders of a 2504.5 permit)^a ~~(((\$235)) \$273~~No renewal □

^a **Late Fee Applied.** Schedule B permit applications for permits 1102-H, 2500 FM, 2511, 8020, 8206, 8207-VH, and 8208 that are received by the Seattle Fire Department fewer than ten calendar days prior to the event, not counting the day of the event for which they apply, shall be assessed a late fee in addition to the permit fee. The late fee shall be equal to 50 percent of the original permit fee. Applications received three or fewer business days prior to the event may not be processed and the permit may not be issued. Payment for Schedule B permit renewals, where allowed, which is received more than 30 calendar days but fewer than 91 calendar days past the permit expiration date shall be equal to 1.25 times the renewal fee. The renewal permit will be valid for only one year from the expiration date of the prior permit. Permits for which no renewal payment has been received within 90 calendar days following the permit expiration date will be cancelled. Permits that have been cancelled may be reinstated, effective from the expiration date, if the permit holder pays a late penalty of 1.5 times the fee for an original permit within 180 days of the expiration date. Thereafter, any person whose permit has been cancelled shall not be allowed to reinstate the cancelled permit, but shall be required to submit a new permit application and pay a late penalty of 1.5 times the fee for an original permit. Note: new applications for permits 8206 (all types) and 2500-LPG are not subject to late fees; the renewal process for these annual permits does include late fees and if permits are not renewed timely, late fees related to the renewal will be applied as described above in this footnote a. ^b **Late Fee Applied.** Applications for temporary, non-renewable Schedule B permits 1102-FE, 2503 to 2505.4, 3201, 3201-CTY, 3201-SFD, 7801.1 to 7802, 8205.1 to 8205.3, and 8207-FE that are received by the Seattle Fire Department fewer than 30 calendar days prior to the event, not counting the day of the event for which they apply, shall be assessed a late fee in addition to the permit fee and any applicable time charge. The late fee shall be equal to 50 percent of the original permit fee. Applications received three or fewer business days prior to the event may not be processed and the permit may not be issued. □

^c **Fireworks Permits.** An application for a fireworks permit shall be made in writing to the fire code official at least 30 calendar days in advance of the display. At the time the permit application is submitted, the fire code official shall be consulted regarding requirements for standby fire apparatus. □

C. The fees for the following special hazards permits are established in Schedule C. See Table C for 22.602.045.

Special Hazards Permits

Fees for special hazards permits are established in Schedule C (See Table C for 22.602.045). In some

cases these fees are based on the quantity of hazardous material stored and/or handled at the site and the relative risk posed by each material.

1. Definitions:

a. “Quantity Range Number,” as established in the Quantity Range Table below, is a number between 1 and 2 that is assigned to a hazard category based upon the amount of hazardous material located at the site.

QUANTITY RANGE TABLE

QUANTITY RANGE NUMBER	SOLIDS (Pounds)	LIQUIDS (Gallons)	GASES (Cubic Feet)
1	0-550	0-55	0-1,000
1.25	>550-5,500	>55-550	>1,000-5,000
1.5	>5,500-27,500	>550-2,750	>5,000-50,000
1.75	>27,500-55,000	>2,750-5,500	>50,000-100,000
2	>55,000	>5,500	>100,000

b. “Assigned Risk Factor,” as established below, is a number between 1 and 1.5 assigned to each hazard class and category of hazardous material indicating the relative hazard posed by materials in that hazard category and the potential nature of controls required by the Fire Code.

Hazard Class	Assigned Risk Factor	Hazard Class	Assigned Risk Factor
Aerosol products	1.3	Organic peroxides	
Cellulose nitrate	1.3	Unclassified	1.5
Combustible fiber	1.2	Class I	1.4
Combustible liquids		Class II	1.3
Class II	1.2	Class III	1.2
Class III-A	1.1	Class IV	1.0
Class III-B	1.0		
Compressed gases		Oxidizers	
Highly toxic	1.5	Class 4	1.5
Pyrophoric	1.4	Class 3	1.4
Flammable	1.4	Class 2	1.2
Unstable	1.4	Class 1	1.1

Oxidizing	1.4	Pyrophoric liquids and solids	1.3
Toxic	1.3	Toxic liquids and solids	1.2
Corrosive	1.3	Unstable (reactive) liquids and solids	
Corrosive Liquids and Solids	1.1	Class 4	1.5
Cryogenic Fluids	1.3	Class 3	1.4
Explosives	1.5	Class 2	1.3
Fireworks	1.4	Class 1	1.0
Flammable liquids, Class I	1.4	Water-reactive materials	
Flammable solids	1.3	Class 3	1.5
Highly toxic liquids and solids	1.5	Class 2	1.3
Magnesium	1.3	Class 1	1.0

c. “Fixed permit cost” is the minimum cost for the Seattle Fire Department to issue a hazardous material permit. The fixed permit cost is ~~(((\$314))~~ \$361.

d. “Base permit fee” is determined by multiplying the sum of the products of the quantity range number and assigned risk factor for each hazard class by the fixed permit cost and is represented by the following equation:

$$\text{Base permit fee} = [\Sigma (Q_1)(R_1) + (Q_2)(R_2) \dots] [F]$$

Where: Q = The quantity range number.

R = The assigned risk factor.

F = The fixed permit cost of ~~(((\$314))~~ \$361.

When an individual material has multiple hazards, only the hazard presented by the hazard class that has been assigned the highest risk factor shall be considered in the fee calculation.

Example:

XYZ Company stores 50 gallons of gasoline and 200 gallons of 50% nitric acid.

Gasoline is classified as a Class I flammable liquid, which has an assigned risk factor of 1.4. Nitric acid (50%) is classified as both a corrosive liquid and a Class 2 oxidizer. Because 50% nitric acid presents two separate hazards (corrosive and Class 2 oxidizer) only the Class 2 oxidizer hazard is considered in the fee calculation because it has an assigned risk factor of 1.2 compared to the 1.1 risk factor assigned to corrosives.

$$\text{Base permit fee} = [(1)(1.4)_{\text{flammable}} + (1.25)(1.2)_{\text{Class 2 oxidizer}}] [((\$344)) \underline{\$361}]$$

$$\text{Base permit fee} = ((\$901.09)) \underline{\$1,046.90}$$

Special Hazards Permit Fees Effective ((January 1, 2024)) January 1, 2025

Schedule C Table C for 22.602.045 Special hazards permits¹

Code Numbers	Permit Title	Original Fee	Renewal Fee	Miscellaneous	Special Hazards Permits	
216	Install Installation of gas detection systems (((\$478))	\$554	No renewal	1070	Temporary permit for a facility under a compliance plan ² Half of annual permit fee ² No renewal ² 1071	
	Special inspection/permit - temporary(((\$324))	\$372	plus time charge	No renewal	1073	
	Cruise ship hazardous operations(((\$344))	\$361	plus time charge	No renewal	1074	
	Temporary storage and use of flammable and combustible liquids (Classes I, II, and III) at construction sites, valid up to 6 months(((\$436))	\$506	No renewal	1101		
	Combustible material storage(((\$242))	\$281	(((\$242))	\$281	1103	
	Waste handling (((\$344))	\$361	(((\$344))	\$361	1104	
	Rooftop heliport(((\$344))	\$925	(((\$344))	\$925	1206	
	Install Installation of capacitor energy storage systems (((\$478))	\$554	No renewal	1207		
	Install Installation of fuel cell power systems (((\$478))	\$554	No renewal	1506		
	Manufacture of reinforced plasticsFee worksheetHalf original ¹ 2401	Aviation facility(((\$344))	\$361	(((\$344))	\$361	
	2520 Tire rebuilding plant(((\$344))	\$361	(((\$344))	\$361	2521	
	Outdoor tire and tire byproduct storage (((\$344))	\$361	(((\$344))	\$361	2701	
	THazardous material stabilization, temporary(((\$344))	\$361	plus time charge	No renewal	2801	
	Combustible fibers(((\$344))	\$361	(((\$344))	\$361	2902	
	MinorRepair garage-minor. See Seattle Fire Code Chapter 2 for definitions.(((\$426))	\$494	(((\$426))	\$494	2903	
	MajorRepair garage-major*. See Seattle Fire Code Chapter 2 for definitions. *Spray painting requires a separate permit. (((\$569))	\$660	(((\$569))	\$660	3001	
	Lumber yards and woodworking facilities(((\$344))	\$361	(((\$344))	\$361	3202	
	Lithium battery storage (((\$344))	\$361	(((\$344))	\$361	3203	
	Additive manufacturing (3-D printing) (((\$344))	\$361	(((\$344))	\$361	3401	
	Wrecking yard\$431\$431	\$402	Install	Installation of tanks for storage of combustible liquid serving emergency/standby power systems(((\$478))	\$626	
	No renewal	\$601	Fruit and crop ripening(((\$344))	\$361	(((\$344))	\$361
	4701Fumigation and thermal insecticidal fogging, temporary (((\$344))	\$361	No renewal	\$801		
	Magnesium working(((\$344))	\$361	(((\$344))	\$361	5001	
	Manufacture of organic coatingsFee worksheetHalf original ¹ 5101	Semiconductor fabrication facilitiesFee worksheetHalf original ¹ 6201	Industrial oven(((\$344))	\$361	(((\$344))	\$361
	401 Energy storage systems (((\$344))	\$361	(((\$344))	\$361	6401	
	Install	Installation of energy storage systems(((\$344))	\$407	May be renewed as	6401	
	7601	Combustible dust-producing operation(((\$344))	\$361	(((\$344))	\$361	
	7907	Fuel dispensing (open use) into equipment from aboveground tank(((\$344))	\$361	(((\$344))	\$361	
	8101	High-piled combustible storage(((\$344))	\$361	plus time charge(((\$344))	\$361	
	plus time charge	Roofing Operations	7901	Roofing operations-annual (((\$344))	\$361	
	plus (((\$344))	\$361	per unit (((\$344))	\$361	plus (((\$344))	\$361
	per unit	7901	TRoofing operations-temporary(((\$344))	\$361	No renewal	
	Dry Cleaning	3603	Dry cleaner(((\$344))	\$361	(((\$344))	\$361
	Flammable Finishes	2601	Floor finishing, temporary, > 350			

square feet(((\$314)) \$361No renewal4501Limited spray finishing(((\$314)) \$361(((\$314)) \$3614502Spray finishing process (non-marine) (below permit quantities)(((\$314)) \$361(((\$314)) \$3614502-WBSpray finishing process (non-marine)-Water-based finishNo feeNo fee4503Spray finishing process (non-marine) (above permit quantities)Fee worksheetHalf original¹□ 4504Marine spray finishing process (below permit quantities)(((\$314)) \$361(((\$314)) \$3614505Marine spray finishing process (above permit quantities)Fee worksheetHalf original¹4509Powder coating, dipping and electrostatic operations(((\$314)) \$361(((\$314)) \$361Motor vehicle/Marine motor vehicle fuel-dispensing facility2204 Hydrogen motor vehicle fuel dispensing station(((\$797)) \$925(((\$797)) \$9255201Motor vehicle fueling station (underground tank)(((\$314)) \$361(((\$314)) \$3615202Motor vehicle fueling station (above ground tank)\$669\$6695203Marine motor vehicle fueling station\$797\$7975204Liquefied petroleum gas motor vehicle fuel-dispensing station\$797\$7975205Compressed natural gas motor vehicle fuel-dispensing station\$797\$797Hot Work Operations4911Annual non-marine cutting and welding (1-3 units)(((\$522)) \$606(((\$522)) \$6064912Annual non-marine cutting and welding (4 or more units)(((\$874)) \$1,014(((\$874)) \$1,0144913Temporary non-marine cutting and welding(((\$314)) \$361No renewal4914Annual hot work on marine vessels(((\$1,365)) \$1,583(((\$1,365)) \$1,5834915Temporary marine hot workSee Table C-4915No renewal4901Shipyard\$3,184\$3,184902Type I designated marine hot work facility (for all vessels regardless of length) \$1,365\$1,365903Type II designated marine hot work facility (for vessels < 200 feet)(((\$683)) \$792(((\$683)) \$792LP-gas□ 8201-InstallInstallation of liquid petroleum gas (LPG) in stationary containers, residential and non-residential(((\$478)) \$554May be renewed as 8202-R or 8202-STO8202-RStorage of liquid petroleum gas (LPG) in portable or stationary containers, > 500 gallons, R3 residential occupancies * Permit must be issued within one year of issue of 8201-Install permit(((\$478)) \$554(((\$478)) \$5548202-STOStorage of liquid petroleum gas (LPG) in portable or stationary containers, non-residential, all sizes * Permit must be issued within one year of issue of 8201-Install permit(((\$478)) \$554(((\$478)) \$5548202-EXLPG cylinder exchange at retail occupancy(((\$478)) \$554(((\$478)) \$5548202-POH Portable outdoor heater at permanent drinking or dining establishment(((\$478)) \$554(((\$478)) \$5548202-ConstructionTemporary storage and use of LPG at construction sites, valid up to 6 months(((\$478)) \$554No renewalHazardous materials801-ACombustible liquid storage and useFee worksheetHalf original¹801-BCorrosive compressed gasFee worksheetHalf original¹801-CCorrosive liquids and solidsFee worksheetHalf original¹801-DCryogenic fluidsFee worksheetHalf original¹801-EExplosivesFee worksheetHalf original¹801-FEflammable compressed gas (except LPG)Fee worksheetHalf original¹801-GEflammable liquidsFee worksheetHalf original¹801-HEflammable solidsFee worksheetHalf original¹801-IHighly toxic compressed gasFee worksheetHalf original¹801-JHighly toxic liquids and solidsFee worksheetHalf original¹801-KOrganic peroxidesFee worksheetHalf original¹801-LOxidizing compressed gasFee worksheetHalf original¹801-MOxidizer liquids and solidsFee worksheetHalf original¹801-NPyrophoric compressed gasFee worksheetHalf original¹801-OPyrophoric liquids and solidsFee worksheetHalf original¹801-QToxic compressed gasFee worksheetHalf original¹801-RToxic liquids and solidsFee worksheetHalf original¹801-SUnstable (reactive) compressed gas Fee worksheetHalf original¹□ 801-TUnstable (reactive) liquids and solidsFee worksheetHalf original¹801-UWater-reactive liquids and solidsFee worksheetHalf original¹801-VAerosols (Level 2 and 3) Fee worksheetHalf original¹801-WCellulose nitrate (pyroxylin) plasticsFee worksheetHalf original¹6101Annual residential heating oil tank decommissioning/removalNo feeNo fee6103Residential heating oil tank decommissioning (((\$159)) \$184No renewal7401Compressed gas (Inert and simple asphyxiates) (((\$314)) \$361(((\$314)) \$3617402Medical gas system(((\$314)) \$361(((\$314)) \$3617403Carbon dioxide carbonating equipment used for beverages or cannabis(((\$314)) \$361(((\$314)) \$3617501Non-flammable cryogenics(((\$314)) \$361(((\$314)) \$3617900 Flammable/combustible liquid tank vehicle (((\$314)) \$361(((\$314)) \$361³ 7900-ODMF On-demand mobile fueling vehicle (((\$314)) \$361(((\$314)) \$361³ 7903Gas freeing of tank vessels and barges(((\$1,365)) \$1,583□ (((\$1,365)) \$1,5837904Bulk plant or terminalFee worksheetHalf original¹7905Master fuel transfer to marine vessels(((\$314)) \$361(((\$314)) \$3617906Marine refueling facility (for marine vessels), annual(((\$314)) \$361(((\$314)) \$3617906-TMarine refueling temporary (for unplanned refueling at a facility without a 7906 permit)(((\$314)) \$361No renewal7908Commercial flammable or combustible liquid tank decommissioning(((\$314)) \$361No renewal7912Mobile fleet fueling operator (land-based) (((\$314)) \$389(((\$314)) \$3897912-ODMF On-demand mobile fueling operator (((\$314))

~~§ 389((§ 311)) § 389~~ 7913 Mobile fleet fueling site ~~((§ 311)) § 389((§ 311)) § 389~~ 7913-ODMF On-demand mobile fueling site ~~((§ 311)) § 389((§ 311)) § 389~~ 8001 Incidental flammable and combustible liquids (≤ 30 gallons) ~~((§ 311)) § 361((§ 311)) § 361~~ ~~8002~~ Laboratory per control area ~~((§ 311)) § 361~~ per control area ~~((§ 311)) § 361~~ per control area ~~8010~~ LPG tank vehicle ~~((§ 311)) § 361((§ 311)) § 361~~³ ~~8025~~ Marine Terminal ~~((§ 4,434)) \$5,143 + [((§ 320)) § 371 x no. of acres > 5]~~ Same as base ~~8030~~ Container Freight Station ~~\$2,216 \$2,216~~ ☐ **Schedule C** fee worksheet-based permits shall be renewed at one-half the permit origination fee or ~~((§ 311)) § 361~~, which is the minimum renewal fee, whichever is greater.² This temporary permit is valid for six months and is issued to a facility placed under a long-term compliance plan while the facility works towards full compliance with the Code. The fee is calculated to be half of the annual permit fee of the annual permit that will be issued to the facility once compliance is achieved. This permit cannot be renewed but additional 1070 permits can be issued as needed to cover the entire compliance plan period.³ This permit is valid for 24 months and is renewed on a biannual basis. ☐

Schedule C

TABLE C-4915 for 22.602.045 MARINE CUTTING AND WELDING FEES^{1,2,3,4} Temporary

PERMIT DURATION (DAYS)	LENGTH OF VESSEL (FEET)						
	<40	40-59	60-89	90-129	130-199	200-299	300+
2	((§ 133)) \$154	((§ 187)) \$217	((§ 242)) \$281	((§ 294)) \$341	((§ 348)) \$404	((§ 402)) \$466	((§ 453)) \$525
7	((§ 187)) \$217	((§ 242)) \$281	((§ 294)) \$341	((§ 348)) \$404	((§ 402)) \$466	((§ 453)) \$525	((§ 509)) \$590
15	((§ 242)) \$281	((§ 294)) \$341	((§ 348)) \$404	((§ 402)) \$466	((§ 453)) \$525	((§ 509)) \$590	((§ 563)) \$653
30	((§ 294)) \$341	((§ 348)) \$404	((§ 402)) \$466	((§ 453)) \$525	((§ 509)) \$590	((§ 563)) \$653	((§ 619)) \$718
60	((§ 429)) \$498	((§ 481)) \$558	((§ 536)) \$622	((§ 604)) \$701	((§ 669)) \$776	((§ 738)) \$856	((§ 805)) \$934

¹ Fees apply to non-pre-approved applicants.

² Fees for pre-approved applicants equal 1/2 of the fee identified in Table C-4915 for 22.602.045.

³ Any pre-approved applicant found to be in violation of permit conditions may be removed from the pre-approved applicant list and subject to non-pre-approved applicant fees and conditions.

⁴ Each applicant who receives a minimum of six permits (Code 4915) during a six-month period and is found to be in compliance with all permit conditions will be considered for pre-approved status upon request after the six-month period. Applicants who obtain fewer than six permits (Code 4915) during a six-month period will be considered for pre-approved status only after six permits have been issued and no permit violations are noted.

D. All permits listed under Schedules A, B, and C of this Section 22.602.045, except for those permits for which a time charge is indicated, have a base fee which incorporates the cost of an initial site inspection, one site reinspection if required, and related administrative time to determine compliance with the Seattle Fire

Code. Any subsequent inspections will result in a fee based on a time charge, which shall be actual labor costs plus administrative overhead costs for field inspection and review time exceeding one hour. Such fees shall include overtime costs only when the work performed outside normal business hours (8 a.m. to 4:30 p.m. Monday through Friday) is required by the Seattle Fire Code or is performed at the request of the owner or responsible person or permit holder.

Permits for which a time charge is indicated include a base fee and a labor charge equal to actual labor costs plus administrative overhead costs for field inspection and review exceeding one hour before a permit is issued.

E. Temporary permits listed under Schedules A, B, and C will not be renewed on an annual basis.

F. Those permit applications that are required to be filed within time limitations specified under the Seattle Fire Code or by order of the Fire Chief or the Fire Chief's designee shall be subject to a late fee if not filed within the prescribed time period. Any work activity or operation regulated by the Seattle Fire Code that commences before obtaining the necessary permits shall require a permit at 1.5 times the fee of the original permit. Where a compliance plan agreement has been reached for a permitted activity, the fire code official is authorized to require temporary permits to be issued in lieu of an annual permit until full compliance with the Seattle Fire Code regulations for that activity is achieved. The fee for such temporary permits shall be based on the cost of an annual permit pro-rated for the time period the temporary permit is valid.

G. Payment for fixed rate Schedule C permit renewals that is received more than 30 calendar days but fewer than 91 calendar days past the permit expiration date shall be equal to 1.25 times the renewal fee. The renewal permit will be valid for only one year from the expiration date of the prior permit. Permits for which no renewal payment has been received within 90 calendar days following the permit expiration date will be cancelled. Permits that have been cancelled may be reinstated, effective from the expiration date, if the permit holder pays a late penalty of 1.5 times the fee for an original permit within 180 days of the expiration date. Thereafter, any person whose permit has been cancelled shall not be allowed to reinstate the cancelled permit,

but shall be required to submit a new permit application and pay a late penalty of 1.5 times the fee for an original permit.

H. Payment for Schedule C worksheet-based permit fees listed under Schedule C as renewable, that is made more than 30 calendar days, but fewer than 91 calendar days, past the permit expiration date, shall be equal to 1.75 times the renewal amount. The renewal permit will be valid for only one year from the expiration date of the prior permit. Permits for which no renewal payment has been received within 90 calendar days following the permit expiration date will be cancelled. Permits that have been cancelled may be reinstated, effective from the expiration date, if the permit holder pays a late penalty of 1.25 times the fee for an original permit within 180 days of the expiration date. Thereafter, any person whose permit has been cancelled shall not be allowed to reinstate the cancelled permit, but shall be required to submit a new permit application and pay a late penalty of 1.25 times the fee for an original permit.

I. Unless specifically stated on the permit, no temporary use permit shall be valid for a term exceeding 12 months.

J. In special circumstances, permit fees may be adjusted, modified, or combined. Authority to adjust, modify, or combine such permit fees is limited to the Fire Chief, the Fire Marshal, and the Assistant Fire Marshal.

K. For permits listed in Schedules A, B, and C, when the Fire Marshal determines that standby fire personnel or subsequent inspections beyond those provided for in subsection 22.602.045.D are essential in order to obtain compliance with the Seattle Fire Code or for the public safety of an existing or proposed activity, building, or structure, or for the safety of the occupants thereof, actual costs for labor including applicable administrative overhead and other services shall be charged to the permit holder or other responsible party.

L. Fees for certification examinations are established in Schedule L. Each examination fee listed under Schedule L includes one test and one opportunity to retake the test under the following "re-test" conditions: the

person taking the examination does not pass the examination the first time and the "re-test" occurs within 90 calendar days of the original test. Upon successfully passing a certification examination, and upon providing evidence of current State of Washington certification if required by State law for that certification type, the person who took the test will be certified by The City of Seattle for that certification type for one year. The certification may be renewed for two subsequent years at no cost to the licensee. The licensee will, however, need to demonstrate continued competence and continue to comply with State regulations where applicable as a condition of certification renewal. The renewal of the license will be denied if the Seattle Fire Department becomes informed and verifies that the licensee no longer meets the qualifications for the license. Testing is required once every three years.

Certification Fees

Effective ((January 1, 2024)) January 1, 2025

Schedule L Table L for 22.602.045 Certification Examinations and Training		
Certification Type	Description	Fee
Type AS-ITT(S)	Inspection and testing (except "d water-based fire protection systems (Inspection Testing Technician)	(((\$444)) <u>\$515</u>
Type AS-2(S)	Installation, inspection, testing, automatic sprinkler systems, Sta Level Sprinkler Fitters in Group up to and including four stories)	(((\$444)) <u>\$515</u>
Type AS-3(S)	Installation, inspection, testing, automatic sprinkler systems, Sta Level Sprinkler Fitters in all bui	(((\$444)) <u>\$515</u>
Type E-1	Installation, inspection, testing, foam and water mist fire extingui	(((\$444)) <u>\$515</u>
Type E-2	Installation, inspection, testing, carbon dioxide fire extinguishin	(((\$444)) <u>\$515</u>

Type E-3	Installation, inspection, testing, clean agent, halon replacement, chemical, and dry chemical fire including spray booths.	(((\$444)) <u>\$515</u>
Type E-4	Installation, inspection, testing, engineered wet kitchen hood sup	(((\$444)) <u>\$515</u>
Type EG-1	Installation (non-electrical), insp	(((\$444)) <u>\$515</u>
Type EG-ITM	Inspection, testing (except "acce	(((\$444)) <u>\$515</u>
Type FA-1	Installation, programming, inspe	(((\$444)) <u>\$515</u>
Type FA-ITM	Inspection, testing (except "acce	(((\$444)) <u>\$515</u>
Type FP-1	Installation (non-electrical), insp	(((\$444)) <u>\$515</u>
Type FP-ITM	Inspection, testing (except "acce	(((\$444)) <u>\$515</u>
Type FEX-1	All activities relating to portable	(((\$444)) <u>\$515</u>
Type FEX-2	Installation, inspection, testing,	(((\$444)) <u>\$515</u>
Type FEX-3	Hydrostatic testing of fire exting	(((\$444)) <u>\$515</u>
Type FEX-4	Annual external examination of	(((\$444)) <u>\$515</u>
Type SC-1	Installation, inspection, testing,	(((\$444)) <u>\$515</u>
Type SC-ITM	Inspection, testing (except "acce	(((\$444)) <u>\$515</u>
Type STP-ITM	Inspection and testing (except "a	(((\$444)) <u>\$515</u>
	Issuance of replacement certifica	(((\$60)) <u>\$70</u>

Section 3. Section 22.602.050 of the Seattle Municipal Code, last amended by Ordinance 126711, is amended

as follows:

22.602.050 Fees for certain inspections

A. Whenever the Fire Prevention Division is requested or required by the Seattle Fire Code to perform inspections outside normal business hours (8 a.m.-4:30 p.m. Monday through Friday), the responsible party shall pay a fee for such an inspection. Such fees shall be equal to actual labor costs including any applicable administrative overhead costs.

B. Whenever the Fire Prevention Division is requested to perform an inspection as required by the Fire Code and the responsible party fails to appear within 20 minutes from the original appointment time and does not cancel the appointment by email by 9 a.m. the business day prior to the inspection, or fails to have the required personnel and/or equipment prepared and available to conduct the test, the Fire Chief or the Fire Chief's designee shall collect and the responsible party shall pay a fee for such staff time and preparation required to meet the inspection appointment. Such fees shall be based on actual labor costs including any applicable administrative overhead with a one-hour minimum.

C. Whenever the Fire Prevention Division is required to perform an inspection after at least two inspections have been performed by the Seattle Fire Department to gain compliance with Seattle Fire Code requirements, the Fire Chief or the Fire Chief's designee shall collect and the responsible party shall pay a fee in the amount of ~~(((\$373))~~ \$433. Such fee shall be due upon each inspection performed by the Fire Prevention Division until compliance with Seattle Fire Code requirements has been accomplished.

D. Whenever the Fire Prevention Division has notified the responsible party in writing of a required compliance inspection and has established a date by which compliance is required, and the responsible party fails to appear for a scheduled inspection within 20 minutes from the original appointment time, or fails to have the required corrections completed and written documentation of the completion submitted to the Fire Prevention Division within 20 minutes of the original appointment time, the Fire Chief or the Fire Chief's designee shall collect and the responsible party shall pay a fee in the amount of ~~(((\$373))~~ \$433, whether or not an on-site inspection has occurred.

E. The Fire Chief, Fire Marshal, or Assistant Fire Marshal has the authority to waive the compliance inspection fee if the original order or notice is determined to be invalid or in other special circumstances as defined by administrative rule.

F. For events at public assemblies, or other instances where it is necessary or requested to temporarily alter operation of fire protection/detection systems and/or the Fire Marshal determines that it is essential for public safety that standby fire personnel shall remain on site during the event or activity, the Fire Marshal is authorized to charge actual costs for labor and other incurred services including applicable administrative overhead and other services.

G. Whenever the Fire Prevention Division is requested to perform an inspection as required by the Seattle Fire Code for

which no fee is included in any schedule within this Chapter 22.602, a fee shall be charged based on program costs of the inspection including applicable overhead. Such fees shall include overtime costs only when the work performed outside normal business hours (8 a.m. to 4:30 p.m. Monday through Friday) is required by the Seattle Fire Code or is performed at the request of the owner or responsible person or permit holder.

H. The responsible party shall pay a fee for the Fire Prevention Division to complete building inspections to confirm compliance with provisions of the Seattle Fire Code in high-rise occupancies and hospital occupancies, such occupancy classes as defined in the Seattle Fire Code. The fee for such inspections shall be ~~(((\$234))~~ \$271 plus a time charge of ~~(((\$234))~~ \$271 per hour with a one-hour minimum effective January 1, ~~((2023))~~ 2025.

Section 4. Section 22.602.070 of the Seattle Municipal Code, last amended by Ordinance 126936, is amended as follows:

22.602.070 Fire Department development-related fees

A. The responsible party shall pay fees to cover the application, review, and inspection process associated with new construction, additions, alterations, and repairs to existing buildings, recommendations for occupancy, and compliance with maintenance requirements in Seattle Fire Code Section 901.6.

Effective ~~((January 1, 2024))~~ January 1, 2025

Table A for 22.602.070 Seattle Fire Department development-related fees	
Development-Related Fee ^a	15% of the Development Fee Index calculated from project value as specified in Table D-1 for 22.900D.010
Plan Review Fee	(((\$305)) <u>\$400</u> plus (((\$305)) <u>\$400</u> per hour for each hour exceeding one
Fire Alarm Systems Inspection ^b	(((\$756)) <u>\$990</u> plus (((\$7.56)) <u>\$9.90</u> per device > 6 devices
Fire Alarm Systems Inspection with more than 6 devices and no new control panel installation or major modification to system ^b	(((\$380)) <u>\$498</u> plus (((\$7.56)) <u>\$9.90</u> per device > 6 devices
Inspection of <u>NFPA 4</u> Integrated Testing for Fire Protection Systems ^b	(((\$351)) <u>\$460</u>
Inspection of Fire Alarm Interfaces	<u>\$379</u>
Smoke Control - Fire Protection Systems Pre-Inspection ("OK to Test")	(((\$351)) <u>\$460</u>
Alternative Extinguishing Fire Suppression Systems Inspection ^b	(((\$325)) <u>\$426</u>
Fire Sprinkler System Inspection ^b	(((\$457)) <u>\$599</u> plus (((\$4.57)) <u>\$5.99</u> per sprinkler head > 6 sprinkler heads
Standpipe Inspection ^b	(((\$325)) <u>\$426</u> plus (((\$17)) <u>\$22</u> per PRV (pressure-reducing ((valves)) <u>valve</u>)

Fire Pump Inspection ^b	(((\$325)) \$426 per pump
Sprinkler System Supply Main Inspection ^c	(((\$403)) \$528
Tenant Improvement Inspection without modification of fire protection systems ^c ; or Tenant Improvement with 6 or fewer sprinkler heads ^c ; or 6 or fewer fire alarm devices ^b	(((\$289)) \$379
Emergency Responder Radio System Coverage Inspection ^b	(((\$289)) \$379
Knox Box Inspections and Service Visits ^c	(((\$309)) \$358 plus time charge ^d per inspection/service visit
Request for Temporary Certificate of Occupancy recommendation	(((\$346)) \$453 plus time charge for all related inspection and review ^d
Installation of Energy Storage Systems Permit and Inspection	See Table C for 22.602.045, permit code 6401-Install
Installation of Capacitor Energy Storage Systems Permit and Inspection	See Table C for 22.602.045, permit code 1206-Install
Installation of Fuel Cell Power Systems Permit and Inspection	See Table C for 22.602.045, permit code 1207-Install
Installation of Gas Detection Systems Permit and Inspection	See Table C for 22.602.045, permit code 916-Install
Installation of Tanks for Storage of Combustible Liquid Serving Emergency/Standby Power Systems Permit and Inspection	See Table C for 22.602.045, permit code 3402-Install
Installation of Stationary Tanks for Storage of Liquid Petroleum Gas (LPG) Permit and Inspection	See Table C for 22.602.045, permit code 8201-Install
Footnotes to Table A for 22.602.070 ^a Seattle Fire Department development fees are applied only to projects receiving a construction or phased construction permit. ^b Fee includes initial inspection plus subsequent inspection visits with additional charge until the costs of providing the service exceed the amount paid, in which case further inspections may be billed using the time charge. ^c Includes an inspection and one reinspection for a specific project and location. Where a time charge is indicated, a fee shall be charged equal to actual labor costs plus administrative overhead costs for field inspection and/or review exceeding one hour.	

* * *

Section 5. Section 22.602.080 of the Seattle Municipal Code, last amended by Ordinance 124044, is amended as follows:

22.602.080 Fee for review and filing of code alternates/variances ((.)) and other exemptions and waivers

A. This Section 22.602.080 shall not apply to requests for a code alternate/variance that result from plan review and examination, issuance of permits pursuant to Section 22.602.045, or deferment of provisions to a separate regulating agency.

B. Whenever a building owner or other responsible party proposes to use an alternate material or method to meet the intent or requirement of the Fire Code, the Fire Chief or ((his)) designee shall collect and the responsible party shall pay a fee for field inspection and research.

((€)). The fee for such code alternates/variances shall be (((\$214)) \$248 plus ((a time charge equal to actual labor plus applicable administrative overhead costs)) \$248 per hour for each hour exceeding one, for field inspection, code research or analysis ((exceeding one hour)). Alternate/variance requests which do not require field inspection or detailed code research exceeding one hour of staff time will be subject to a flat nonrefundable fee of (((\$214)) \$248.

C. Whenever a building owner or other responsible party requests an exemption from fire and life safety system maintenance under Chapter 3 of the Seattle Fire Code, the Fire Chief or designee shall collect and the responsible party shall pay a fee for field inspection and research. The fee for such exemption review shall be \$248 plus \$248 per hour for each hour exceeding one, for field inspection, code research or analysis. Maintenance exemption requests that do not require field inspection or detailed code research exceeding one hour of staff time will be subject to a flat nonrefundable fee of \$248.

D. Whenever a building owner or other responsible party requests to decommission a fire protection system, the Fire Chief or designee shall collect and the responsible party shall pay a fee for field inspection and research. The fee for such decommissioning review shall be \$248 plus \$248 per hour for each hour exceeding one, for field inspection, code research or analysis. Maintenance exemption requests that do not require field inspection or detailed code research exceeding one hour of staff time will be subject to a flat nonrefundable fee of \$248.

Section 6. Section 22.602.090 of the Seattle Municipal Code, last amended by Ordinance 126522, is amended as follows:

22.602.090 Fees for filing testing documentation for ((fire protection systems)) fire and life safety systems and emergency responder radio coverage systems

A. The Fire Chief or the Fire Chief's designee shall collect a (((\$30)) \$35 fee for processing documentation of acceptance testing and recurring inspections, testing, and maintenance as required by Administrative Rule 9.02 "Inspection, Testing, Maintenance, and Reporting Requirements for Fire Protection Systems and Emergency Responder Radio Amplification Systems".

B. Those test reports that are submitted more than 13 days past the time limitations specified in Administrative Rule 9.02 shall be subject to a (((\$10)) \$12 per test report late fee.

C. Test filing fees and late fees shall be payable by the person responsible for performing the systems testing. For purposes of this Section 22.602.090, person has the same meaning as defined in the Seattle Fire Code as constituted pursuant to Section 22.600.020.

D. The Fire Chief shall have the authority to enter into a contract with a third party vendor for purposes of collecting, organizing, categorizing, and tracking compliance with Administrative Rules 9.01, 9.02, and 9.04, and for collecting the fees imposed by this Section 22.602.090. The third-party vendor shall be entitled to retain that portion of the fees that represents compensation for

the vendor's services in accordance with the terms of the contract, and shall remit the remainder to the Department.

Section 7. Section 112 of the Seattle Fire Code, enacted by Ordinance 127109, is amended as follows:

SECTION 112

VIOLATIONS

* * *

[S] **112.4 Citations.** Violations or failure to comply with any of the following may be enforced under the citation or criminal provisions set for in this Section 112.4:

* * *

[S] **112.4.8 Penalties.** Penalties shall be in accordance with Sections 112.4.8.1 through 112.4.8.3.

[S] **112.4.8.1** The first time that a *person(s)* is found to have violated one of the provisions referenced in Section 112.4, except subsection 112.4(8), the *person(s)* shall be subject to a penalty of ~~((\$373))~~ \$433.

[S] **112.4.8.2** The second time, and any subsequent times, that a *person(s)* is found to have violated one of the provisions referenced in Section 112.4, except subsection 112.4(8), within a 12-month period, the *person(s)* shall be subject to a penalty of ~~((\$746))~~ \$866 for each such violation.

[S] **112.4.8.3** The *person(s)* found to have violated provisions referenced in subsection 112.4(8) shall be subject to the following penalties:

1. No penalty for the first violation within a quarter of a calendar year.
2. ~~((Three hundred seventy-three dollars))~~ Four hundred thirty-three dollars if at least two but fewer than six violations have occurred in the same quarter of a calendar year.
3. ~~((Seven hundred forty-six dollars))~~ Eight hundred sixty-six dollars if at least six but fewer than nine violations have occurred in the same quarter of a calendar year.
4. ~~((Nine hundred dollars))~~ One thousand and forty-four dollars if at least nine violations have occurred in the same quarter of a calendar year.

* * *

Section 8. The provisions of this ordinance are declared to be separate and severable. The invalidity of any clause, sentence, paragraph, subdivision, section, subsection, or portion of this ordinance, or the invalidity of the application thereof to any person, property, or circumstance, shall not affect the validity of the remainder of this ordinance or the validity of its application to other

persons, property, or circumstances.

Section 9. This ordinance shall take effect as provided by Seattle Municipal Code Section 1.04.020 and 1.04.070.

Passed by the City Council the _____ day of _____, 2024, and signed by me in open session in authentication of its passage this _____ day of _____, 2024.

President _____ of the City Council

Approved / returned unsigned / vetoed this _____ day of _____, 2024.

Bruce A. Harrell, Mayor

Filed by me this _____ day of _____, 2024.

Scheereen Dedman, City Clerk

(Seal)

SUMMARY and FISCAL NOTE

Department:	Dept. Contact:	CBO Contact:
Seattle Fire Department	Karen Grove	Ramandeep Kaur

1. BILL SUMMARY

Legislation Title: AN ORDINANCE relating to the Seattle Fire Department’s services and fees; adding and revising various Seattle Fire Department permit, inspection, and plan review fees and related provisions; amending Sections 22.602.010, 22.602.045, 22.602.050, 22.602.070, 22.602.080, and 22.602.090 of the Seattle Municipal Code; and amending Section 112 of the 2021 Seattle Fire Code as adopted by Section 22.600.020 of the Seattle Municipal Code and as regulated and allowed by the State Building Code Act, Chapter 19.27 of the Revised Code of Washington.

Summary and Background of the Legislation:

The Fire Prevention Division has historically operated by collecting fees that offset some of the costs of providing fire prevention services to direct service users. Both direct and indirect costs of providing services are included when making cost recovery calculations.

This legislation would adjust fee levels, modify fee titles, and add new fees that are charged by the Seattle Fire Department’s (SFD’s) Fire Prevention Division, also known as the Fire Marshal’s Office. The Fire Prevention Division administers the Fire Department fire prevention program. The program’s purpose is to help ensure the safety of Seattle residents, workers and visitors and protect them and their property from the hazards of fires, explosions, and dangerous conditions including releases of hazardous materials. The proposed changes to the fee ordinance are intended to re-align fee levels with current service costs.

Most fees are proposed to be increased by 16 percent, with the intent to improve cost recovery levels related to increases in wages and benefits and other program costs. This includes fees for special events, assembly occupancies, special hazards, certifications, high-rise inspections, compliance re-inspections, filing of testing documentation for fire and life safety systems, and review of code alternates and other exemptions and waivers. Fees for plan review and construction inspections are proposed to be raised by 31 percent to better align cost recovery in these lines of business. Overall this legislation increases revenues for fire prevention services by \$1.8 million annually.

2. CAPITAL IMPROVEMENT PROGRAM

Does this legislation create, fund, or amend a CIP Project? ☐ Yes ☒ No

3. SUMMARY OF FINANCIAL IMPLICATIONS

Does this legislation have financial impacts to the City? ☒ Yes ☐ No

Expenditure Change (\$); General Fund	2025 est.	2026 est.	2027 est.	2028 est.	2029 est.
	0	0	0	0	0
Expenditure Change (\$); Other Funds	2025 est.	2026 est.	2027 est.	2028 est.	2029 est.
	0	0	0	0	0

Revenue Change (\$); General Fund	2025 est.	2026 est.	2027 est.	2028 est.	2029 est.
	\$1,807,436	\$1,796,804	\$1,796,804	\$1,796,804	\$1,796,804
Revenue Change (\$); Other Funds	2025 est.	2026 est.	2027 est.	2028 est.	2029 est.
	0	0	0	0	0

Number of Positions	2025 est.	2026 est.	2027 est.	2028 est.	2029 est.
	0	0	0	0	0
Total FTE Change	2025 est.	2026 est.	2027 est.	2028 est.	2029 est.
	0	0	0	0	0

3.a. Appropriations

☐ This legislation adds, changes, or deletes appropriations.

3.b. Revenues/Reimbursements

☒ This legislation adds, changes, or deletes revenues or reimbursements.

Anticipated Revenue/Reimbursement Resulting from This Legislation:

Anticipated Revenue/Reimbursement Resulting from this Legislation:

Fund Name and Number	Dept	Revenue Source	2025 Revenue	2026 Estimated Revenue
General Fund, No. 00100	SFD	Certification	\$43,040	\$43,040
General Fund, No. 00100	SFD	Special Events	\$119,520	\$119,520
General Fund, No. 00100	SFD	Citations	\$12,000	\$12,000
General Fund, No. 00100	SFD	Schedule A/Place of Assembly	\$45,280	\$45,280
General Fund, No. 00100	SFD	Hazardous Materials	\$380,000	\$380,000
General Fund, No. 00100	SFD	Construction Inspections	\$624,246	\$618,066
General Fund, No. 00100	SFD	Fire Prevention Reinspections/Knox Box	\$16,800	\$16,800
General Fund, No. 00100	SFD	Plan Reviews	\$449,612	\$445,160
General Fund, No. 00100	SFD	High-Rise Inspections	\$44,138	\$44,138
General Fund, No. 00100	SFD	Systems Testing Oversight	\$72,800	\$72,800
TOTAL			\$1,807,436	\$1,796,804

Revenue/Reimbursement Notes:

The total impact of proposed fee changes included in this legislation is an increase of roughly \$1.8 million in 2025 as well as in 2026. The increase is a result of realigning fees with program costs due to increases in wages and benefits as well as other costs.

Many Fire Department permit and inspection fees were last modified on January 1, 2023, including fees for hazardous materials permitting, plan review, and construction inspections.

The table below presents comparative fee information for Seattle and other cities in the region and Western United States.

Table: Fire Prevention Fees in Various Cities

Permit Title	Seattle (2025 Proposed)	Phoenix, AZ (Current)	San Diego (Current)	Tacoma (Current)	Redmond (Current)	Bellevue (Current)	Everett (Current)
Assembly w/ occ. load of 300	\$715	\$150 per hr + \$150 per hr for use of open flame/candles	\$306 - \$613 based on sq footage	\$315	\$474 + \$176 for use of open flame/candles plus 4% technology surcharge	\$149	\$100 + \$25 for use of open flame/candles
Tent or canopy	\$362	\$150 per hr, 2 hrs min for 1st tent + \$150 per hr each addtl tent	\$292 - \$438	\$315	\$381 - 1 tent \$482 - 2 to 5 tents \$583 - 6+ tents +4% tech surcharge	\$149	\$150
LPG storage/use	Install \$554 Oper'l \$554	\$150 per hr, 2 hrs min	-Oper'l permit \$141	Installation permit \$354	\$176 - \$474 +4% tech surcharge	\$149	\$100
Indoor pyrotechnics	\$957	\$150 per hr, 4 hrs min	\$292	\$344	\$596 +4% tech surcharge	\$272 + \$190 per hr	\$100
Non- compliance reinspection	\$433	\$150 per hr, 1 hr min	\$300	\$236	\$228 - \$343 +4% tech surcharge	\$190 per hr	\$200
High-rise inspections	\$271 base + \$271/hr	\$150 per hr, 1 hr min	-Inspection: \$30 per 1,000 sf -Reinsp: \$300	\$51 - \$908 based on occ type and bldg sq footage	N/A	\$540 * bldg sq footage factor of 1- 6	\$50 - \$400 based on bldg sq footage
Fire Protection System Test Reporting	\$35 per report +\$10 late fee	\$30 per report	\$17 per report	\$25 per report	\$10 per report plus \$10 late fee +4% tech surcharge	\$25 per report +\$10 late fee	\$15 per report
Food Truck/Food Vending	\$490	\$150 per hr, 1 hr min	N/A	-License and inspection \$225	\$275 +4% tech surcharge	\$149	\$100
Dry Cleaning	\$361	\$150 per hr, 1 hr min	N/A	\$315	\$275 - \$347 +4% tech surcharge	\$149	\$100
Repair Garges – Auto Maintenance	\$494	\$150 per hr, 1 hr min		\$315	\$474 +4% tech surcharge	\$149	\$100

3.c. Positions

- ☐ This legislation adds, changes, or deletes positions.

3.d. Other Impacts

Does the legislation have other financial impacts to The City of Seattle, including direct or indirect, one-time or ongoing costs, that are not included in Sections 3.a through 3.c? If so, please describe these financial impacts.

No.

If the legislation has costs, but they can be absorbed within existing operations, please describe how those costs can be absorbed. The description should clearly describe if the absorbed costs are achievable because the department had excess resources within their existing budget or if by absorbing these costs the department is deprioritizing other work that would have used these resources.

No costs to The City of Seattle. The proposed fee changes relate to cost recovery for current service levels and the small number of programmatic changes to inspection services will be absorbed by current staff.

Please describe any financial costs or other impacts of *not* implementing the legislation.

If the City does not increase fees when union contracts increase employee wages and benefits for cost of living and other reasons, then the overall result is that revenue from fees will cover a lower portion of the overall cost of these fee-supported services. When fees do not keep pace with costs, businesses and applicants requiring SFD services end up paying a lower share of the services, leaving the remainder to be funded by other City taxpayer sources in the General Fund.

4. OTHER IMPLICATIONS

- a. Please describe how this legislation may affect any departments besides the originating department.**

The City of Seattle's Accela system bills customers for the major SFD construction inspection fees, so changes to fee amounts will require system updates in Accela. This software programming update work is done by Seattle IT and Seattle Department of Construction and Inspection's (SDCI's) employees together with SFD. These three departments have discussed the anticipated changes and no challenges have been identified should the fee modifications be approved. Some City departments require permits for hazardous materials, so they will experience fee increases along with all customers.

- b. Does this legislation affect a piece of property? If yes, please attach a map and explain any impacts on the property. Please attach any Environmental Impact Statements, Determinations of Non-Significance, or other reports generated for this property.**

No.

c. Please describe any perceived implication for the principles of the Race and Social Justice Initiative.

- i. How does this legislation impact vulnerable or historically disadvantaged communities? How did you arrive at this conclusion? In your response please consider impacts within City government (employees, internal programs) as well as in the broader community.**

Programs to ensure fire code compliance help promote fire and life safety for all who live, visit, and work in Seattle. Although data are not complete, it is likely that there are as many or more safety violations in buildings where vulnerable populations live and work, so better enforcement may yield bigger fire and life safety gains in these communities. One example is the work SFD is undertaking to restore dangerous buildings in communities to a safe condition, through education and enforcement. These buildings are found more commonly in vulnerable communities and lower income communities. The Seattle Fire Department also has a community risk assessment tool that presents fire incident data on maps showing demographic and social community characteristics, to help us develop programs that focus our limited resources in communities with the greatest fire-risks or needs.

- ii. Please attach any Racial Equity Toolkits or other racial equity analyses in the development and/or assessment of the legislation.**

There are no programmatic changes proposed in this legislation. This legislation sustains SFD service levels to help support fire code and public safety for all residents.

- iii. What is the Language Access Plan for any communications to the public?**

SFD provides notice of fee and program changes by mail to previous and current permit holders and this communication will include translated inserts in approximately ten languages frequently spoken in Seattle. The website will also be updated to include information about upcoming fee changes, and will include information in English and about ten other languages.

d. Climate Change Implications

- i. Emissions: How is this legislation likely to increase or decrease carbon emissions in a material way? Please attach any studies or other materials that were used to inform this response.**

No impact. This legislation does not change City services in a way that would impact existing carbon emissions in Seattle. This legislation sustains SFD's ability to support building requirements that support climate adaptation projects and new energy codes.

- ii. Resiliency: Will the action(s) proposed by this legislation increase or decrease Seattle's resiliency (or ability to adapt) to climate change in a material way? If so, explain. If it is likely to decrease resiliency in a material way, describe what will or could be done to mitigate the effects.**

No impact. This legislation sustains SFD's ability to support building requirements that support climate adaption projects and new energy codes.

- e. **If this legislation includes a new initiative or a major programmatic expansion: What are the specific long-term and measurable goal(s) of the program? How will this legislation help achieve the program's desired goal(s)? What mechanisms will be used to measure progress towards meeting those goals?**

None. This legislation adjusts cost recovery levels related to City employee wage and benefit contracts, and continues existing public safety services provided by SFD.

5. CHECKLIST

- ☐ Is a public hearing required?
- ☐ Is publication of notice with *The Daily Journal of Commerce* and/or *The Seattle Times* required?
- ☒ If this legislation changes spending and/or revenues for a fund, have you reviewed the relevant fund policies and determined that this legislation complies?
- ☐ Does this legislation create a non-utility CIP project that involves a shared financial commitment with a non-City partner agency or organization?

6. ATTACHMENTS

Summary Attachments: None.



Legislation Text

File #: CB 120889, **Version:** 1

CITY OF SEATTLE

ORDINANCE _____

COUNCIL BILL _____

AN ORDINANCE relating to provision of emergency medical services; authorizing transfer fees for basic life support transport services; and adding a new Subchapter VI to Chapter 3.16 of the Seattle Municipal Code.

WHEREAS, the Seattle Fire Department currently provides basic life support ("BLS") emergency medical services ("EMS") and BLS emergency medical services transport ("BLS Transport") without charge; and

WHEREAS, pursuant to RCW 35.22.570, as an exercise of the power granted by RCW 35.27.370(15), the City Council has discretion to charge fees to those receiving EMS Transport from the City; and

WHEREAS, such BLS Transport user fees are often covered by medical insurance policies, including but not limited to Medicare and Medicaid; and

WHEREAS, funds derived from the voter approved King County Levy are insufficient to fully fund the City's BLS and BLS Transport costs; and

WHEREAS, as a result, BLS and BLS Transport services must be subsidized by funds from the City's General Fund; and

WHEREAS, a portion of the taxes paid by City residents contribute to the General Fund and to the provision of BLS and BLS Transport costs; and

WHEREAS, those benefiting from the City's BLS Transport should be charged a fee to reimburse the City for at least some portion of the cost of the BLS Transport; NOW, THEREFORE,

BE IT ORDAINED BY THE CITY OF SEATTLE AS FOLLOWS:

Section 1. A new Subchapter VI, which includes new Sections 3.16.400, 3.16.410, 3.16.420, and 3.16.430, is added to Chapter 3.16 of the Seattle Municipal Code as follows:

Subchapter VI Basic Life Support Transport Services

3.16.400 Definitions

As used in this Subchapter VI:

“BLS” means basic life support.

“BLS transport” means transportation by ground ambulance vehicle and the provision of medically necessary supplies and services, including BLS ambulance services as defined by chapter 18.73 RCW, as amended.

“Insurance” or “insurer” include, at a minimum, Medicare and Medicaid.

“Resident” means a person whose principal place of residence is in Seattle.

3.16.410 BLS transport user fee imposed

A. All persons receiving BLS transport by the City shall be charged and billed a BLS transport user fee. The fee is \$950 per transport plus \$15 per mile. The Fire Chief or designee is authorized to establish procedures to implement, bill, and collect the fee.

B. A resident who supplies the City with the medical insurance information and documentation needed to bill the resident’s insurance provider for the fee, and who assigns insurance benefits for the same to the City, shall not be billed for any portion of the fee above amounts paid by the resident’s insurer(s). A nonresident taking the same steps shall be billed for any portion of the fee above amounts paid the nonresident’s insurer(s). Any person who does not take these steps shall be billed for the entire fee.

3.16.420 Construction with Medicare and Medicaid requirements

Charges for the BLS transport authorized by this Subchapter VI shall be construed and implemented in a manner consistent with Medicare and Medicaid requirements as applicable. If any method or procedures authorized by this Subchapter VI for the purpose of establishing, implementing, imposing, or collecting charges

for BLS transport is found to conflict with Medicare and or Medicaid requirements, those Medicare and/or Medicaid requirements control.

3.16.430 Policy and financial assistance

A. It is the City’s policy that ability to pay is not a condition of BLS transport service. All aspects of emergency medical services the City currently provides, including BLS transport, shall be provided to all patients without discrimination toward those with no or inadequate ability to pay.

B. The Fire Chief or designee shall establish a program consistent with criteria and rules set forth in WAC 246-453-001 through 246-453-060, as amended, to provide financial assistance and debt forgiveness to persons that do not have the ability to pay for some or all of the fee.

Section 2. The provisions of this ordinance are declared to be separate and severable. The invalidity of any clause, sentence, paragraph, subdivision, section, subsection, or portion of this ordinance, or the invalidity of the application thereof to any person, property, or circumstance, shall not affect the validity of the remainder of this ordinance or the validity of its application to other persons, property, or circumstances.

Section 3. This ordinance shall take effect on January 1, 2025.

Passed by the City Council the _____ day of _____, 2024, and signed by
me in open session in authentication of its passage this _____ day of _____, 2024.

President _____ of the City Council

Approved / returned unsigned / vetoed this _____ day of _____, 2024.

Bruce A. Harrell, Mayor

Filed by me this _____ day of _____, 2024.

Scheereen Dedman, City Clerk

(Seal)

SUMMARY and FISCAL NOTE

Department:	Dept. Contact:	CBO Contact:
Seattle Fire Department	Chris Santos	Ramandeep Kaur

1. BILL SUMMARY

Legislation Title: AN ORDINANCE relating to provision of emergency medical services; authorizing transfer fees for basic life support transport services; and adding a new Subchapter VI to Chapter 3.16 of the Seattle Municipal Code.

Summary and Background of the Legislation:

The Seattle Fire Department (SFD) contracts Basic Life Support (BLS) transportation, i.e., non-life-threatening ambulance services, to American Medical Response (AMR), a private contractor. SFD also operates five aid cars 24/7 and two additional aid cars from 9 a.m. to 9 p.m. SFD aid cars are not intended primarily for transport. Still, they respond to a high volume of medical calls in dense neighborhoods such as Belltown, Pioneer Square, and Capitol Hill. When AMR cannot provide ambulances, SFD aid cars are used in a backup capacity to transport patients to the emergency room.

There are 22 fire agencies within King County, including the Seattle Fire Department. Eighteen of the 22 public agencies offer some degree of BLS transport to constituents, and the remaining four do not. Seventeen of the 18 agencies bill for the BLS transport services they provide. Seattle Fire is the only agency in King County that provides BLS transport with no associated billing or cost recovery.

AMR response times did not meet their contract requirements from September 2020 to February 2023, a reality that forced SFD to frequently use its aid cars for BLS transport—677 times in 2021 and 558 in 2022. AMR has improved its response times and unit availability in 2023 and continues in 2024, but SFD still averages ten monthly BLS transports to local emergency rooms.

This legislation establishes a fee of \$950 per transport plus \$15 per mile. It is estimated that this legislation will bring in approximately \$314,000 in new revenue.

A one-time allocation of \$5,000 has been included in the 2025 Proposed Budget to cover contracting with a local third-party billing agency. The billing service contract includes assistance with all necessary Medicare, Medicaid, Ground Emergency Medical Transportation (GEMT) program, and insurance enrollments. The agency will bill on behalf of SFD and collect a flat rate per transport once billing begins.

2. CAPITAL IMPROVEMENT PROGRAM

Does this legislation create, fund, or amend a CIP Project?

☐ Yes ☒ No

3. SUMMARY OF FINANCIAL IMPLICATIONS

Does this legislation have financial impacts to the City?

☒ Yes ☐ No

Expenditure Change (\$); General Fund	2025 est.	2026 est.	2027 est.	2028 est.	2029 est.
	\$5,000	\$5,000	\$5,000	\$5,000	\$5,000
Expenditure Change (\$); Other Funds	2025 est.	2026 est.	2027 est.	2028 est.	2029 est.
	0	0	0	0	0

Revenue Change (\$); General Fund	2025 est.	2026 est.	2027 est.	2028 est.	2029 est.
	\$313,905	\$313,905	\$313,905	\$313,905	\$313,905
Revenue Change (\$); Other Funds	2025 est.	2026 est.	2027 est.	2028 est.	2029 est.
	0	0	0	0	0

Number of Positions	2025 est.	2026 est.	2027 est.	2028 est.	2029 est.
	0	0	0	0	0
Total FTE Change	2025 est.	2026 est.	2027 est.	2028 est.	2029 est.
	0	0	0	0	0

3.a. Appropriations

☐ This legislation adds appropriations.

3.b. Revenues/Reimbursements

☒ This legislation adds revenues or reimbursements.

Anticipated Revenue/Reimbursement Resulting from This Legislation:

Fund Name and Number	Dept	Revenue Source	2025 Estimated Revenue	2025 Estimated Revenue
General Fund 00100	SFD	BLS Transport Billing	\$313,905	\$313,905
TOTAL			\$313,905	\$313,905

Revenue/Reimbursement Notes:

About \$313,905 estimated new revenue will be received from billing for BLS transport services. Payments will be received from Medicare, Medicaid, insurance companies, GEMT, and patients.

3.c. Positions

☐ This legislation adds, changes, or deletes positions.

3.d. Other Impacts

Does the legislation have other financial impacts to The City of Seattle, including direct or indirect, one-time or ongoing costs, that are not included in Sections 3.a through 3.c? If so, please describe these financial impacts.

No.

If the legislation has costs, but they can be absorbed within existing operations, please describe how those costs can be absorbed. The description should clearly describe if the absorbed costs are achievable because the department had excess resources within their existing budget or if by absorbing these costs the department is deprioritizing other work that would have used these resources.

Costs will be supported by new revenues.

Please describe any financial costs or other impacts of *not* implementing the legislation.

If legislation is not implemented, then the current status will continue. This is an opportunity to align our practice with the surrounding fire service agencies and to provide revenue to the City to support emergency medical services.

4. OTHER IMPLICATIONS

a. Please describe how this legislation may affect any departments besides the originating department.

No impacts to other departments.

b. Does this legislation affect a piece of property? If yes, please attach a map and explain any impacts on the property. Please attach any Environmental Impact Statements, Determinations of Non-Significance, or other reports generated for this property.

No.

c. Please describe any perceived implication for the principles of the Race and Social Justice Initiative.

i. How does this legislation impact vulnerable or historically disadvantaged communities? How did you arrive at this conclusion? In your response please consider impacts within City government (employees, internal programs) as well as in the broader community.

This legislation limits payments received by City residents to their insurer. For non-residents or residents without an insurer, a compassionate care financial assistance program is established to support vulnerable or historically disadvantaged communities/patients.

ii. Please attach any Racial Equity Toolkits or other racial equity analyses in the development and/or assessment of the legislation.

Please see attached SFD BLS Transport Financial Assistance Policy.

iii. What is the Language Access Plan for any communications to the public?

A Language Access Plan is being developed.

d. Climate Change Implications

- i. Emissions: How is this legislation likely to increase or decrease carbon emissions in a material way? Please attach any studies or other materials that were used to inform this response.**

N/A

- ii. Resiliency: Will the action(s) proposed by this legislation increase or decrease Seattle's resiliency (or ability to adapt) to climate change in a material way? If so, explain. If it is likely to decrease resiliency in a material way, describe what will or could be done to mitigate the effects.**

N/A

- e. If this legislation includes a new initiative or a major programmatic expansion: What are the specific long-term and measurable goal(s) of the program? How will this legislation help achieve the program's desired goal(s)? What mechanisms will be used to measure progress towards meeting those goals?**

N/A

5. CHECKLIST

- ☐ Is a public hearing required?
- ☐ Is publication of notice with *The Daily Journal of Commerce* and/or *The Seattle Times* required?
- ☒ If this legislation changes spending and/or revenues for a fund, have you reviewed the relevant fund policies and determined that this legislation complies?
- ☐ Does this legislation create a non-utility CIP project that involves a shared financial commitment with a non-City partner agency or organization?

6. ATTACHMENTS

Summary Attachments:

Summary Attachment A – SFD BLS Transport Financial Assistance Policy

SFD BLS Transport Financial Assistance Policy

The following criteria for provision of financial assistance to emergency medical services (EMS) transport users are consistent with the requirements of [WAC 246-453-001 through 246-453-060](#) for hospital charity care. However, this policy is not intended to adopt any provisions stated therein except to the extent required to provide a financial assistance policy that meets the criteria established by law to qualify for reimbursement from third parties. If a conflict exists between the provisions of this policy and the law, the law will govern to the extent necessary to remain eligible for such reimbursement. If no such conflict exists, this policy will govern.

Policy:

It is the Seattle Fire Department (SFD) policy that the ability to pay is never a condition of or impediment to emergency medical service or transportation. All aspects of pre-hospital service will be provided to all patients without discrimination toward those with no or inadequate means to pay.

The most recent Federal Poverty Guidelines (updated annually in February) shall be used to evaluate eligibility for financial assistance. The SFD, following guidelines described below, shall extend financial assistance to qualifying individuals.

Financial Assistance applications are available upon request through the EMS billing service responsible for obtaining approval signatures for write-offs from the City at the time each application is processed. The billing service will report financial assistance account activity, and the amount of EMS financial aid to the City on a regular basis.

Definitions:

"Financial Assistance" is reducing or canceling a debt owed to the City for EMS transportation

"Responsible Party" is the individual responsible for the payment of any EMS transport user fees not covered by third-party sponsorship.

"Third-Party Coverage" and "Third-Party Sponsorship" means an obligation on the part of an insurance company or governmental program which contracts with medical service providers and patients to pay for the care of covered patients and services.

"Guarantor" is a person or entity that agrees to be responsible for another's debt or performance under a contract

Responsibilities:

The billing service provides financial assistance applications to patients upon request, collects completed applications and supporting documentation, and forwards applications to the Fire Department for review when received.

The SFD reviews documentation requesting financial assistance against established guidelines and makes a determination of qualification. The Fire Chief or his designee will review the application and

make a recommendation to the Fiscal Manager and/or EMS Program Manager who signs the section of the application indicating either approval or denial of financial assistance. The application is returned to

SFD BLS Transport Financial Assistance Policy

the billing service after review. A copy of the financial assistance determination is kept on file for future reference.

The billing service will provide a summary of financial assistance account activity no less than monthly.

Guidelines:

1. The following criteria will be used in making fair, equitable, and consistent decisions regarding eligibility for financial assistance.
2. Ability to pay is never a condition of emergency medical service or transportation.
3. Financial assistance is secondary to all other financial resources available to the patient including insurance, government programs, or other third-party sponsorship.
4. Full debt forgiveness will be provided to a responsible party with a gross family income at or below 200% of current, published Federal Poverty Income Guidelines.
5. Financial assistance will be provided according to Federal Poverty Income Guidelines and the sliding scale below:

2023 Poverty Guidelines				
Persons in Family	100%	200%	300%	400%
1	\$14,580	\$29,160	\$43,740	\$58,320
2	\$19,720	\$39,440	\$59,160	\$78,880
3	\$24,860	\$49,720	\$74,580	\$99,440
4	\$30,000	\$60,000	\$90,000	\$120,000
5	\$35,140	\$70,280	\$105,420	\$140,560
6	\$40,280	\$80,560	\$120,840	\$161,120
7	\$45,420	\$90,840	\$136,260	\$181,680
8	\$50,560	\$101,120	\$151,680	\$202,240
For each additional person, add	5,140	10,280	15,420	20,560

200% or below	201% - 300%	301% to 400%	>400%
---------------	-------------	--------------	-------

Financial Assistance Provided	100%	50%	25%	0%
--	-------------	------------	------------	-----------

SFD BLS Transport Financial Assistance Policy

6. Requests for financial assistance may be initiated by sources such as; a physician, community or religious groups, social services, hospital personnel, the patient, guarantor, or family member. The SFD will use the application process through the billing service to determine initial interest in an qualification for financial assistance. The SFD's decision to provide financial assistance has no bearing on the responsible party's financial obligations to other healthcare providers.
 - a. Applications for financial assistance are available from the billing service upon request.
 - b. The SFD shall base its decision on the suitability of financial assistance and the amount of debt forgiveness upon data submitted by the responsible party or other parties as defined above.
 - c. Documents submitted that demonstrate a grant of financial assistance from the receiving medical facility, for medical care on the date of transport, shall be deemed evidence of qualification of financial assistance. Upon presentation of such documentation and an application through the billing service, the SFD will grant proportionally equivalent financial assistance.
 - d. Any one of the following documents shall be considered sufficient evidence upon which to base the determination of financial assistance eligibility (income information may be annualized as appropriate):
 - i. A "W-2" withholding statement for the most recent tax year
 - ii. Current Pay Stubs
 - iii. An income tax form from the most recent tax year
 - iv. Forms approving or denying eligibility from Medicaid and/or state-funded medical assistance programs
 - v. Forms approving or denying unemployment compensation or written statements from employers or welfare agencies
 - e. All documentation shall be forwarded from the billing service to the Fire Department for review and approval. The Fire Chief or his designee will review the documentation and make a recommendation to the Fiscal Manager and/or EMS Program Manager who signs the section of the application indicating either approval or denial of financial assistance. The application is returned to the billing service after review. A copy of the financial assistance determination is kept on file by both the Fire Department and the billing service for future reference.
 - f. A letter notifying the applicant of the City's financial assistance determination will be sent by the billing service on behalf of the Fire Department to all applicants.
7. Financial assistance may be provided to a responsible party with gross family annual income greater than 400% of Federal Poverty Income Guidelines if circumstances such as; extraordinary non-discretionary expenses, future earning capacity, and the ability to make payments over an extended period of time warrant such consideration.
8. Reasonable payment arrangements, consistent with the responsible party's ability to make payments, will be extended for amounts not eligible for debt forgiveness. Monthly payments, without interest, may be arranged.
9. The SFD realizes that certain persons may have no financial means to pay for their BLS transport user fee, and also lack the social network/family necessary to help them complete the

paperwork required to apply for financial assistance. In these cases, the SFD may approve financial assistance even if no formal application has been submitted. The billing service will

SFD BLS Transport Financial Assistance Policy

notify the Fire Department when such situations occur, and the Fire Department will evaluate the financial need on a case-by-case basis.

SFD BLS Transport Financial Assistance Policy



Individual Written Notice of Financial Assistance

It is the policy of the Seattle Fire Department that no person will be denied emergency medical care because of an inability to pay for such services.

The Seattle Fire Department will provide needed emergency service without charge or at a reduced cost without discrimination to those persons with documented inadequate or no means to pay for care.

To be eligible to receive needed ambulance transport services without charge or at a reduced cost, you or your family's gross annual income must be at or below levels established by national poverty guidelines for this area.

You may also qualify for financial assistance from the Seattle Fire Department if you have been granted financial assistance by the medical facility to which you were transported.

If you think you may be eligible for Financial Assistance under this policy, please complete and sign the application below, attach the required income documentation, or provide a grant of "hospital charity" and submit the completed application packet to:

Seattle Fire Department
C/O Systems Design
P.O. Box 3510
Silverdale, WA 98383

You will be notified of the determination made in your request for financial assistance and any reduction in your charges once the Fire Department has reviewed your application.

SFD BLS Transport Financial Assistance Policy

Patient's Name:					
Contact Phone:					
Date of Service:					
Hospital transported to:					
Responsible Party:					
Name: (if different from patient)					
Relationship:					
Current Employer:					
Employed From:					
Previous Employer:					
Spouse Employer:					
Employer From:					
Previous Employer:					
Income:	Family Member 1	Family Member 2	Family Member 3	Family Member 4	
Name:					
Relationship					
Wages:					
Self Employment:					
Public Assistance:					
Social Security:					
Unemployment:					
Worker's Comp:					
Child Support:					
Pension/Retirement					
Other Income:					
Total Income:					

Please attach documentation of any listed income such as W-2's, pay stubs, tax returns, or forms approving or denying eligibility from Medicaid and/or state-funded medical assistance, forms approving or denying unemployment compensation or written statements from employers or welfare agencies.

Was *Charity Care* granted by the receiving medical facility? **Yes** **No**
Yes, please attach documentation of the charity care decision by the receiving medical facility.

The above information is correct to the best of my knowledge. I hereby authorize the Seattle Fire Department to verify this information for the purpose of financial assistance eligibility determination.

Signature (Patient or Responsible Party)

Date

(City use only)

Current Account Balance:	Adjustment by City	New Balance:

Signature (Seattle Fire Department)

Date



Legislation Text

File #: CB 120890, Version: 1

CITY OF SEATTLE

ORDINANCE _____

COUNCIL BILL _____

AN ORDINANCE relating to the monetary penalty for parking infractions; amending Section 11.31.121 of the Seattle Municipal Code to update penalties.

BE IT ORDAINED BY THE CITY OF SEATTLE AS FOLLOWS:

Section 1. Section 11.31.121 of the Seattle Municipal Code, last amended by Ordinance 127102, is amended as follows:

11.31.121 Monetary penalties - Parking infractions

The base monetary penalty for violation of each of the numbered provisions of the Seattle Municipal Code listed in the following table is as shown, unless and until the penalty shown below for a particular parking infraction is modified by Local Rule of the Seattle Municipal Court adopted pursuant to the Infraction Rules for Courts of Limited Jurisdiction ("IRLJ") or successor rules to the IRLJ:

Municipal Code reference	Parking infraction short description	Base penalty amount
11.23.400	UNAUTHORIZED USE - DISABLED	\$250
11.23.410	CARPOOL, FREE & PREFERENTIAL	(((\$47)) <u>\$69</u>
11.23.415	CARPOOL PERMIT	(((\$47)) <u>\$69</u>
11.26.060	SERVICE CONTROLLED PARKING AREA	(((\$47)) <u>\$69</u>
11.26.080	HOOD, CONTROLLED PARKING AREA	(((\$47)) <u>\$69</u>
11.26.100	HOOD, FREE PARKING AREA	(((\$47)) <u>\$69</u>

11.26.120	HOOD, WORK LOCATION	(((\$47)) <u>\$69</u>
11.26.140	HOOD ON OCCUPIED METER	(((\$47)) <u>\$69</u>
11.26.160	HOODED METER, UNOCCUPIED	(((\$47)) <u>\$69</u>
11.26.180	HOOD ON METER OVER 2 DAYS	(((\$47)) <u>\$69</u>
11.26.200	HOOD, PROH. HOURS	(((\$47)) <u>\$69</u>
11.26.220	HOOD, PASSENGER VEH.	(((\$47)) <u>\$69</u>
11.26.240	HOOD, REVOKED	(((\$47)) <u>\$69</u>
11.26.280	HOOD, VIOLATION	(((\$47)) <u>\$69</u>
11.50.070	TRAFFIC CONTROL DEVICE OBSTRUCTING TRAFFIC AT SIGNAL CAMERA VIOLATION	\$75
11.50.140	RED LIGHT CAMERA VIOLATION	\$139
11.50.150	RED ARROW CAMERA VIOLATIONS	\$139
11.52.040	SPEEDING TRAFFIC CAMERA VIOLATION	\$139
11.52.100	SPEED, SCHOOL CROSSWALKS CAMERA VIOLATION	\$237
11.53.190	DRIVING IN BIKE LANE CAMERA VIOLATION	\$75
11.53.230	HIGH OCUPANCY VEHICLE LANE VIOLATION CAMERA VIOLATION	\$75
11.58.440	VEHICLE PARTICIPATION IN UNLAWFUL RACING - FIRST VIOLATION	\$500
11.58.440	VEHICLE PARTICIPATION IN UNLAWFUL RACING - SECOND VIOLATION	\$800
11.58.440	VEHICLE PARTICIPATION IN UNLAWFUL RACING - THIRD AND SUBSEQUENT VIOLATIONS	\$1,500
11.70.020	ANGLE, GEN.	(((\$47)) <u>\$69</u>
11.70.040	PARALLEL R. SIDE	(((\$47)) <u>\$69</u>
11.70.060	PARALLEL 1 WAY ST.	(((\$47)) <u>\$69</u>
11.70.080	SHOULDER	(((\$47)) <u>\$69</u>

11.70.100	STALLS/SPACES	(((\$47)) <u>\$69</u>
11.70.120	PARK, R/W	(((\$47)) <u>\$69</u>
11.70.140	SECURE VEH.	(((\$44)) <u>\$65</u>
11.70.160	KEYS IGNITION	(((\$47)) <u>\$69</u>
11.70.180	REMOVE KEY, LOCK DOOR	(((\$47)) <u>\$69</u>
11.70.200	ILLEGAL ON STREET/ALLEY	(((\$47)) <u>\$69</u>
11.72.010	ADVERTISING	(((\$47)) <u>\$69</u>
11.72.020	ALLEY	(((\$47)) <u>\$69</u>
11.72.025	ALLEY/DRIVEWAY	(((\$47)) <u>\$69</u>
11.72.030	ANGLE/ARTERIAL OR BUS ROUTE	(((\$47)) <u>\$69</u>
11.72.035	BLOCK TRAF OR WALK UNOCCUPIED	(((\$47)) <u>\$69</u>
11.72.040	BLOCK TRAFFIC-STOP/PARK OCCUPIED VEHICLE CAMERA VIOLATION	\$75
11.72.045	BUS SHELTER	(((\$47)) <u>\$69</u>
11.72.050	BUS ZONE	(((\$47)) <u>\$69</u>
11.72.051	CURB BULBS	(((\$47)) <u>\$69</u>
11.72.053	UNAUTHOR. VEH/CARPOOL	(((\$47)) <u>\$69</u>
11.72.054	CAR SHARING VEH ZONE	(((\$47)) <u>\$69</u>
11.72.055	CLASS OF VEH.	(((\$47)) <u>\$69</u>
11.72.060	CLEAR ROADWAY	(((\$47)) <u>\$69</u>
11.72.065	IN MARKED DISABLED, INVALID PLACARD	\$250
11.72.070	COMMERCIAL VEH.	(((\$47)) <u>\$69</u>
11.72.075	RESTRICTIONS - COMM LOAD ZONE	(((\$53)) <u>\$78</u>
11.72.080	CROSSWALK CAMERA VIOLATION	\$75
11.72.080	CROSSWALK	(((\$47)) <u>\$69</u>
11.72.090	XWALK APPROACH	(((\$47)) <u>\$69</u>
11.72.100	DOUBLE PARKED	(((\$47)) <u>\$69</u>
11.72.110	DRIVEWAY OR ALLEY ENTRANCE	(((\$47)) <u>\$69</u>

11.72.125	ELECTRIC VEHICLE CHARGING STATION	\$124
11.72.130	ELEVATED STRUCTURE	(((\$47)) <u>\$69</u>
11.72.140	EXCAVATION OR OBSTRUCTION	(((\$47)) <u>\$69</u>
11.72.145	EXPIRED/IMPROPER PLATES	(((\$47)) <u>\$69</u>
11.72.150	FIRE APPARATUS	(((\$47)) <u>\$69</u>
11.72.155	FIRE EXIT DOOR	(((\$47)) <u>\$69</u>
11.72.160	FIRE HYDRANT	(((\$47)) <u>\$69</u>
11.72.170	FIRE STATION DRIVEWAY	(((\$47)) <u>\$69</u>
11.72.180	FIRE AREA	(((\$47)) <u>\$69</u>
11.72.185	FIRE LANE	(((\$47)) <u>\$69</u>
11.72.190	FLASHING SIGNAL	(((\$47)) <u>\$69</u>
11.72.195	FOOD-VEHICLE ZONE	(((\$47)) <u>\$69</u>
11.72.200	FUEL LOSS	(((\$47)) <u>\$69</u>
11.72.205	DROPPING OIL OR GREASE	(((\$47)) <u>\$69</u>
11.72.210	INTERSECTION	(((\$47)) <u>\$69</u>
11.72.210	INTERSECTION CAMERA VIOLATION	\$75
11.72.215	LOAD/UNLOAD ZONE	(((\$47)) <u>\$69</u>
11.72.220	HOODED METERS, SIGNS	(((\$47)) <u>\$69</u>
11.72.230	MOVING VEHICLE OF ANOTHER	(((\$47)) <u>\$69</u>
11.72.240	MOVE VEH. AVOID TIME LIMIT	(((\$47)) <u>\$69</u>
11.72.250	PARK, MUNICIPAL PROPERTY	(((\$44)) <u>\$65</u>
11.72.255	MUSIC VENUE ZONE	(((\$47)) <u>\$69</u>
11.72.260	OVERTIME	(((\$44)) <u>\$65</u>
11.72.270	REPEATED OVERTIME	(((\$47)) <u>\$69</u>
11.72.280	IN PARK	(((\$47)) <u>\$69</u>
11.72.285	PASS. LOAD ZONE	(((\$47)) <u>\$69</u>
11.72.290	PAVEMENT MARKINGS	(((\$47)) <u>\$69</u>
11.72.300	PEAK HOUR	(((\$47)) <u>\$69</u>
11.72.310	PLANTED AREA	(((\$44)) <u>\$65</u>
11.72.320	PLANTING STRIP	(((\$44)) <u>\$65</u>
11.72.330	SIGN POSTED LOCATIONS	(((\$47)) <u>\$69</u>
11.72.350	TOO CLOSE TO R.R.	(((\$47)) <u>\$69</u>
11.72.351.A	RESTRICTED PARKING ZONE	(((\$53)) <u>\$78</u>

11.72.351.B	RPZ PERMIT DISPLAY IN IMPROPER LOCATION ON VEHICLE	(((\$29)) \$43
11.72.351.C	ILLEGAL SALE, PURCHASE OR POSSESSION OF RPZ PERMIT	\$250
11.72.352	HUSKY STADIUM EVENT RESTRICTED PARKING	(((\$53)) \$78
11.72.353	SCHOOL LOAD ZONE	(((\$47)) \$69
11.72.355	SERVICE VEH. IN ST.	(((\$47)) \$69
11.72.357	SHUTTLE VEHICLE LOAD ZONE	(((\$47)) \$69
11.72.360	SIDEWALK	(((\$47)) \$69
11.72.370	STOP SIGN APPROACH (30')	(((\$47)) \$69
11.72.390	LIMITED ACCESS, STREET	(((\$47)) \$69
11.72.400	TAXI CAB ZONE	(((\$47)) \$69
11.72.410	TOW AWAY ZONE	(((\$47)) \$69
11.72.415	TRAIL OR PATH (VEH/BIKE)	(((\$47)) \$69
11.72.420	TRF. CONTROL SIGNAL APPROACH	(((\$47)) \$69
11.72.430	TRL./CAMPER DETACHED	(((\$47)) \$69
11.72.435	PASS. VEH. IN TRUCK ZONE	(((\$47)) \$69
11.72.440	OVER 72 HOURS	(((\$44)) \$65
11.72.445	TRUCK TRACTOR PARKING	(((\$47)) \$69
11.72.450	TYPE OF VEH.	(((\$47)) \$69
11.72.452	VENDING ZONE	(((\$47)) \$69
11.72.460	WALL OR FENCE	(((\$47)) \$69
11.72.465	CURB RAMP	(((\$47)) \$69
11.72.470	WRONG SIDE	(((\$47)) \$69
11.72.480	W/IN 30 FT. OF YIELD SIGN	(((\$47)) \$69
11.72.500	PARKING JUNK VEHICLE ON STREET (IMPOUND)	\$250
11.74.010	STAND/ALLEY/COMM. VEH.	(((\$47)) \$69
11.74.020	TRUCK LOAD ZONE - CMCRL VEH.	(((\$47)) \$69
11.74.030	LOAD ZONE - TIME RESTRICTIONS	(((\$53)) \$78
11.74.060	LOAD/UNLOAD PROH	(((\$47)) \$69

11.7.1.000	LOAD/UNLOAD FROM	(((\$17)) \$62
11.74.120	RESTRICTED AREA	(((\$47)) \$69
11.76.005	IMPROPER PARKING RECEIPT DISPLAY	(((\$29)) \$43
11.76.015	PAY-TO-PARK VIOLATIONS	(((\$44)) \$65
11.76.020	PARKING TIME LIMIT	(((\$47)) \$69
11.76.030	METER RESTRICTION	(((\$44)) \$65
11.76.040	ILLEGAL USE, PARKING PAYMENT, TAMPERING	(((\$47)) \$69
11.82.300	LIGHTS, PARKED VEHICLE	(((\$47)) \$69
11.82.320	LIGHTS, PARKED, HIGHBEAM	(((\$47)) \$69
11.84.345	FALSE ALARM - PARKED AUTO	(((\$47)) \$69
18.12.235	RESTRICTIONS IN CERTAIN PARKS (REQ)	(((\$47)) \$69

Section 2. This ordinance shall take effect and be in force on January 1, 2025.

Passed by the City Council the _____ day of _____, 2024, and signed by
me in open session in authentication of its passage this _____ day of _____, 2024.

President _____ of the City Council

Approved / returned unsigned / vetoed this _____ day of _____, 2024.

Bruce A. Harrell, Mayor

Filed by me this _____ day of _____, 2024.

Scheereen Dedman, City Clerk

(Seal)

SUMMARY and FISCAL NOTE

Department:	Dept. Contact:	CBO Contact:
Seattle Municipal Court	Josh Sattler	Linda Taylor-Manning

1. BILL SUMMARY

Legislation Title: AN ORDINANCE relating to the monetary penalty for parking infractions; amending Section 11.31.121 of the Seattle Municipal Code to update penalties.

Summary and Background of the Legislation:

Seattle Municipal Court (SMC) judges set the fine amount for a number of parking violations via Seattle Municipal Court [Local Court Rule \(SMCLIR\) 6.2\(b\)](#). When SMC judges make a change to this court rule, City Council adjusts by ordinance the schedule included in Seattle Municipal Code Section 11.31.121. These fines have not been adjusted since 2011, when a \$5 increase was applied to all fines. Based on historical data from the U.S. Bureau of Labor Statistics (BLS), the Consumer Price Index (CPI) in the Seattle area has increased by 50% from 2011 to 2024. CPI is a measure of the average change overtime in the prices paid by consumers.

This legislation would align parking fines with inflation and increase the monetary penalty of parking violations in SMCLIR 6.2(b) to the below amounts effective January 1, 2025:

- a. Increase \$29 fines to \$43
- b. Increase \$44 fines to \$65
- c. Increase \$47 fines to \$69
- d. Increase \$53 fines to \$78

Below are the eight most frequently issued parking citations from 2019-2023:

Violation Description	Violation Code	Fine Amount	% of Citations	# of Citations
PAY TO PARK VIOLATION	11.76.015	\$44	30.49%	537,554
EXPIRED / IMPROPER PLATES	11.72.145	\$47	15.67%	276,302
SIGN POSTED LOCATIONS	11.72.330	\$47	13.26%	233,738
RESTRICTED ZONE	11.72.351A	\$53	7.71%	135,868
OVERTIME	11.72.260	\$44	5.17%	91,232
PEAK HOUR	11.72.300	\$47	3.35%	59,057
FIRE HYDRANT	11.72.160	\$47	2.61%	46,095
RESTRICTIONS - COMM LOAD ZONE	11.72.075	\$53	2.48%	43,808

Reasons for a Fine Adjustment:

- The Seattle Department of Transportation (SDOT) posits that the current fine amounts compared to parking rates is leading to parker behavior that disregards payment and parking rules. SDOT offered two examples: in South Lake Union generally and during events at Lumen Field and T-Mobile Stadium, parkers are not paying and ignoring parking rules.

- The increase to some fines will improve transportation freight movement and Vision Zero Safety.
- There have been significant changes to Seattle since 2011.
 - Seattle’s population has grown 20%;
 - Street parking rates have increased;
 - Private parking facility rates have increased – current downtown rates are \$15-17 for early bird parking and \$24-30 for private parking;
 - There are relatively few on-street parking spaces downtown (~6,500);
 - Curb availability is more challenging;
 - Transportation options have improved with better and more reliable bus and light rail service, multimodal facilities, and active SDOT programs to provide safe, climate-friendly transportation options like scooters and bicycles; and
 - Inflation has increased – per the US Bureau of Labor Statistics, Seattle has experienced an annual average inflation of 3.18% every year since 2011, meaning a \$44 parking fine is \$66.12 in today’s dollars.

Parking Rates in Comparable Cities:

In late 2023, SMC conducted a preliminary review of parking fines for cities with similarities to Seattle. Because the cities do not all follow the same tiered penalty structure as Seattle, SMC analyzed the most basic and commonly known parking fine in each of the above cities, which are the “Pay to Park Violation” and “Overtime” citations currently at \$44 in Seattle. Using Per Capita Personal Income (PCPI) and Regional Price Parities (RPP) data from the U.S. Department of Commerce Bureau of Economic Analysis (BEA), below is a table that shows where Seattle ranks in terms of its current \$44 parking penalty compared to other cities.

City Name	PCPI After Adjustments for Purchasing Power ^a	Basic Parking Fine	Fine to PCPI (to the 1/10,000)	Difference from Seattle
Portland, OR	\$ 56,925	\$ 65	11.4185	4.9407
San Francisco	\$ 77,175	\$ 87	11.2731	4.7953
San Diego	\$ 54,167	\$ 52.50	9.6922	3.2144
Washington D.C.	\$ 63,227	\$ 50	7.9080	1.4302
Minneapolis / St. Paul	\$ 62,298	\$ 45	7.2233	0.7455
Seattle	\$ 67,924	\$ 44	6.4778	0.0000
Boston	\$ 70,903	\$ 40	5.6415	-0.8363
Denver	\$ 64,547	\$ 35	5.4224	-1.0554
Austin	\$ 62,597	\$ 30	4.7926	-1.6853
Tacoma	\$ 67,924	\$ 25	3.6806	-2.7972

a. Figure reflects 2019 numbers – the latest available for all cities in one place

SMC then conducted a preliminary review of parking fines for the same cities, looking at factors like population size, density, median income, the city’s operating budget, cost of living index, and percentage of population who are white. Seattle is the 18th most populous city in the United

States, and the city with the 3rd highest median household income amongst the top 25 most populous U.S. cities.

City Name	Population ¹	Pop Density ppl/sqmi ²	Median Income ³	Operating Budget \$BB ⁴	Cost of Living Index ⁵	% White ⁶
San Diego	1,381,162	4,255.9	\$98,657.00	\$5.9	95.1	42%
Austin	974,447	3,006.4	\$86,556.00	\$5.5	66	48%
San Francisco	808,437	18,629.1	\$136,689.00	\$14.5	122.5	38%
Seattle	749,256	8,791.8	\$116,068.00	\$5.9	100	61%
Minneapolis / St. Paul	728,272	7,142.8	\$73,662.30	\$2.4	64.5	56%
Denver	713,252	4,674.3	\$85,853.00	\$3.8	72.6	54%
Washington D.C.	671,803	11,280.7	\$101,722.00	\$15.4	102.9	36%
Boston	650,706	13,976.7	\$89,212.00	\$4.3	99.7	44%
Portland, OR	635,067	4,889.5	\$85,876.00	\$5.4	82.7	68%
Tacoma	221,776	4,412.2	\$79,085.00	\$3.0	79.8	57%

In terms of population and density, Seattle is most like Minneapolis and St. Paul combined. In terms of median income, Seattle is second to San Francisco at 15% less, and above Washington D.C. at 12% higher. Boston and Washington D.C. come the closest to Seattle in terms of cost-of-living.

With passage of this legislation, Seattle would move above Washington D.C but remain below Portland, OR, San Francisco, and San Diego.

2. CAPITAL IMPROVEMENT PROGRAM

Does this legislation create, fund, or amend a CIP Project? ☐ Yes ☒ No

3. SUMMARY OF FINANCIAL IMPLICATIONS

Does this legislation have financial impacts to the City? ☒ Yes ☐ No

Expenditure Change (\$);	2025	2026 est.	2027 est.	2028 est.	2029 est.
General Fund					

¹ U.S. Census QuickFacts, July 1, 2022 Population Estimates

² U.S. Census QuickFacts, Population per square mile, 2020

³ U.S. Census QuickFacts, Median household income (in 2022 dollars), 2018-2022

⁴ Published in various city websites relating to its budget

⁵ <https://money.cnn.com/calculator/pf/cost-of-living/index.html>, based on C2ER Q3 2022 cost of living index, the latest available for free that covers all cities

⁶ U.S. Census QuickFacts, % White alone, not Hispanic or Latino

Expenditure Change (\$); Other Funds	2025	2026 est.	2027 est.	2028 est.	2029 est.

Revenue Change (\$); General Fund	2025 est.	2026 est.	2027 est.	2028 est.	2029 est.
	4,900,000	4,900,000	4,900,000	4,900,000	4,900,000
Revenue Change (\$); Other Funds	2025 est.	2026 est.	2027 est.	2028 est.	2029 est.

Number of Positions	2025	2026 est.	2027 est.	2028 est.	2029 est.
Total FTE Change	2025	2026 est.	2027 est.	2028 est.	2029 est.

3.a. Appropriations

☐ This legislation adds, changes, or deletes appropriations.

3.b. Revenues/Reimbursements

☒ This legislation adds, changes, or deletes revenues or reimbursements.

Anticipated Revenue/Reimbursement Resulting from This Legislation:

Fund Name and Number	Dept	Revenue Source	2025 Estimated Revenue	2026 Estimated Revenue
General Fund - 00100	SMC	Parking Fines	\$4,900,000	\$4,900,000
TOTAL			\$4,900,000	\$4,900,000

3.c. Positions

☐ This legislation adds, changes, or deletes positions.

3.d. Other Impacts

Does the legislation have other financial impacts to The City of Seattle, including direct or indirect, one-time or ongoing costs, that are not included in Sections 3.a through 3.c? If so, please describe these financial impacts.

N/A

If the legislation has costs, but they can be absorbed within existing operations, please describe how those costs can be absorbed. The description should clearly describe if the absorbed costs are achievable because the department had excess resources within their existing budget or if by absorbing these costs the department is deprioritizing other work that would have used these resources.

N/A

Please describe any financial costs or other impacts of *not* implementing the legislation.

N/A

4. OTHER IMPLICATIONS

a. Please describe how this legislation may affect any departments besides the originating department.

N/A

b. Does this legislation affect a piece of property? If yes, please attach a map and explain any impacts on the property. Please attach any Environmental Impact Statements, Determinations of Non-Significance, or other reports generated for this property.

No.

c. Please describe any perceived implication for the principles of the Race and Social Justice Initiative.

i. How does this legislation impact vulnerable or historically disadvantaged communities? How did you arrive at this conclusion? In your response, please consider impacts within City government (employees, internal programs) as well as in the broader community.

The Innovation and Performance (IP) team at the Mayor's Office conducted a Seattle Parking Fines Equity Analysis with SMC assistance. Although the City does not collect demographic information on individuals who receive parking citations, IP was able to assess RSJ implications by geocoding citations by Seattle neighborhoods (Community Reporting Areas) and the Racial and Social Equity Index (RSE Index) priority areas. In doing so, IP evaluated who is getting ticketed the most, what are they getting ticketed for, and how many tickets go unpaid, among other factors. IP successfully geocoded 98% of the citation locations and 24% of the registered address locations.

At a high level, IP concluded that the percentage of citations unpaid and the amounts owed are both higher in high RSE Index priority areas and lower in low priority areas. Specifically, in areas where home location is known (~24%), over 50% remain unpaid in high priority RSE Index priority areas. In high priority areas, the types of tickets with lowest payment include expired/improper plates (65% unpaid), sign posted locations (56% unpaid)⁷, and Commercial Load Zone (56% unpaid).

⁷ Sign Posted locations (Seattle Municipal Code Section 11.72.330) are where SDOT has installed "No Stop" or "No Parking" signs. These signs are installed for Vision Zero, Traffic and Transportation Movement/Safety. An example is downtown streets with "No Parking" signs to allow for transit and vehicle traffic movement.

What this indicates is that certain ticket types impact lower income neighborhoods more significantly. While acknowledging an increase to the parking fine amount can only increase the burden for those who do not have the ability to pay, the equity analysis recognizes the infraction mitigation process and the debt reduction hearings at the court provide a path for those who lack the ability to pay to resolve their citations.

- ii. **Please attach any Racial Equity Toolkits or other racial equity analyses in the development and/or assessment of the legislation.**

N/A

- iii. **What is the Language Access Plan for any communications to the public?**

N/A

d. Climate Change Implications

- i. **Emissions: How is this legislation likely to increase or decrease carbon emissions in a material way? Please attach any studies or other materials that were used to inform this response.**

N/A

- ii. **Resiliency: Will the action(s) proposed by this legislation increase or decrease Seattle's resiliency (or ability to adapt) to climate change in a material way? If so, explain. If it is likely to decrease resiliency in a material way, describe what will or could be done to mitigate the effects.**

N/A

- e. **If this legislation includes a new initiative or a major programmatic expansion: What are the specific long-term and measurable goal(s) of the program? How will this legislation help achieve the program's desired goal(s)? What mechanisms will be used to measure progress towards meeting those goals?**

N/A

5. CHECKLIST

- ☐ **Is a public hearing required?**
- ☐ **Is publication of notice with *The Daily Journal of Commerce* and/or *The Seattle Times* required?**
- ☐ **If this legislation changes spending and/or revenues for a fund, have you reviewed the relevant fund policies and determined that this legislation complies?**
- ☐ **Does this legislation create a non-utility CIP project that involves a shared financial commitment with a non-City partner agency or organization?**

6. ATTACHMENTS

Summary Attachments: None.



Legislation Text

File #: CB 120891, **Version:** 1

CITY OF SEATTLE

ORDINANCE _____

COUNCIL BILL _____

AN ORDINANCE relating to the Seattle Police Department; eliminating obsolete Seattle Police Department fees; and amending Section 3.28.070 of the Seattle Municipal Code.

WHEREAS, the Seattle Police Department instituted various fees in 1989 that are no longer relevant, as the

Department does not currently charge - and has not charged for many years - fees for fingerprint classifications, annual reports, census tract code books, polygraph examinations, photographs and prints, Polaroid identification system cards, use of its firearm qualification facility, or examination of physical evidence; and

WHEREAS, the conviction record check fees originally instituted in 1989 are now consolidated under the

"Conviction record check with a clearance letter" item in the fee schedule; and

WHEREAS, the fingerprinting for review of criminal history record fee originally instituted in 1989 is now

encompassed under the "Fingerprinting (not classified-not including applicants for concealed weapons permits)" item in the fee schedule; and

WHEREAS, the traffic accident witness statement fee originally instituted in 1989 is now encompassed under

the "Traffic accident report and/witness statements" item in the fee schedule; NOW, THEREFORE,

BE IT ORDAINED BY THE CITY OF SEATTLE AS FOLLOWS:

Section 1. Section 3.28.070 of the Seattle Municipal Code, last amended by Ordinance 114523, is amended as follows:

3.28.070 Fees for certain records and services((-))

The Police Department is authorized to collect the following fees from all persons for certain reports or services supplied by the ~~((department))~~ Department; provided, there shall be no charge for ~~((("criminal records" data provided to "criminal justice agencies"))~~ criminal history record information provided to a criminal justice agency, both as defined by chapter 10.97 RCW ~~((40.97))~~; and ~~((provided, further,))~~ any fee may be waived if the Police Chief determines that the ~~((department))~~ Department and the person requesting records or services will receive mutually offsetting benefits through exchanges of information~~((, fees may be waived))~~.

Conviction record check with a clearance letter: \$17.50 per name and \$2.50 for each additional clearance letter

Copy of incident/crime report: \$8 per report

Fingerprinting (not classified - not including applicants for concealed weapons permits): \$7 for the first card and \$2.50 for each additional card

Notary Services: \$2.50 for each notarization

Traffic accident report: \$8 per report

	((Service	Charge	
1.	Conviction record check ((person provides forms and no record)	per name	\$8.00
2.	Conviction record check with clearance letter	per name	17.50
		each additional clearance letter	2.50
3.	Conviction record check, fingerprinting and classification	per name	27.00
4.	Conviction record check and fingerprint classification ((fingerprint provided by applicant)	per name	21.00

5.	Fingerprint classification	per classification	3.50	
6.	Fingerprinting (not classified first card not including applicants for concealed weapons permits)		7.00	
		each additional	2.50	
7.	Fingerprinting for review of criminal history record	with copy of conviction	14.00	
	Fingerprinting for review of criminal history record (without copy of conviction record)			
8.	Copy of incident/crime report	per report	8.00	
9.	Annual report (Police Department)	per report	8.00	
10.	Census tract code book	per book	17.50	
11.	Traffic accident report	per report	8.00	
12.	Traffic accident witness statements	per statement	3.50	
13.	Polygraph examination (at request of and for any law enforcement agency)	per exam	82.00	
14.	Photographs and prints			
	a.	Original (take one copy of print)		
		black and white	68.00	
		color	73.00	

	b.	Prints (when first copy black and white 10")	10.50
		color	12.00
		Additional copy	
		black and white	2.50
			3.50
		Extra negative	
		black and white	3.50
		color	6.00
	e.	Aerial/boat photo original	123.00
		Additional copy	21.00
		Extra negative	21.00
15.		Polaroid ID-3 identification system cards for non-police City employees	per card 6.00
16.		Use of firearm qualification facility	per person 6.00
17.		Data processing services	per hour MIS charges
18.		Consultant and/or examination of physical evidence by Police Department personnel	per person/ hour 34.00
19.		Notary services	per notarization 2.50))

Section 2. This ordinance shall take effect on January 1, 2025.

Passed by the City Council the _____ day of _____, 2024, and signed by
me in open session in authentication of its passage this _____ day of _____, 2024.

President _____ of the City Council

Approved / returned unsigned / vetoed this _____ day of _____, 2024.

Bruce A. Harrell, Mayor

Filed by me this _____ day of _____, 2024.

Scheereen Dedman, City Clerk

(Seal)

SUMMARY and FISCAL NOTE

Department:	Dept. Contact:	CBO Contact:
City Budget Office		Geoffrey Detweiler

1. BILL SUMMARY

Legislation Title: AN ORDINANCE relating to the Seattle Police Department; eliminating obsolete Seattle Police Department fees; and amending Section 3.28.070 of the Seattle Municipal Code.

Summary and Background of the Legislation: This legislation repeals a number of fees that are considered obsolete and are no longer collected by the Seattle Police Department (SPD). In 1989, the City enacted a number of fees to offset the cost to SPD by providing services to the public.

In the intervening 35 years, technology and public demand has rendered many of these services obsolete, such as fingerprint classifications, annual reports, census tract code books, polygraph examinations, photographs and prints, Polaroid identification system cards, use of its firearm qualification facility, or examination of physical evidence. The repeal of these fees from the Seattle Municipal Code has no impact on services offered or the City's budget, as the services have not been requested in many years.

2. CAPITAL IMPROVEMENT PROGRAM

Does this legislation create, fund, or amend a CIP Project? ☐ Yes ☒ No

3. SUMMARY OF FINANCIAL IMPLICATIONS

Does this legislation have financial impacts to the City? ☐ Yes ☒ No

3.d. Other Impacts

Does the legislation have other financial impacts to The City of Seattle, including direct or indirect, one-time or ongoing costs, that are not included in Sections 3.a through 3.c? If so, please describe these financial impacts.

No.

If the legislation has costs, but they can be absorbed within existing operations, please describe how those costs can be absorbed. The description should clearly describe if the absorbed costs are achievable because the department had excess resources within their existing budget or if by absorbing these costs the department is deprioritizing other work that would have used these resources.

N/A

Please describe any financial costs or other impacts of *not* implementing the legislation.
Obsolete fees remain in the Seattle Municipal Code.

4. OTHER IMPLICATIONS

- a. Please describe how this legislation may affect any departments besides the originating department.**

N/A

- b. Does this legislation affect a piece of property? If yes, please attach a map and explain any impacts on the property. Please attach any Environmental Impact Statements, Determinations of Non-Significance, or other reports generated for this property.**

No.

- c. Please describe any perceived implication for the principles of the Race and Social Justice Initiative.**

i. How does this legislation impact vulnerable or historically disadvantaged communities? How did you arrive at this conclusion? In your response please consider impacts within City government (employees, internal programs) as well as in the broader community.

ii. Please attach any Racial Equity Toolkits or other racial equity analyses in the development and/or assessment of the legislation.

iii. What is the Language Access Plan for any communications to the public?
No RSJI impacts.

- d. Climate Change Implications**

i. Emissions: How is this legislation likely to increase or decrease carbon emissions in a material way? Please attach any studies or other materials that were used to inform this response.

ii. Resiliency: Will the action(s) proposed by this legislation increase or decrease Seattle's resiliency (or ability to adapt) to climate change in a material way? If so, explain. If it is likely to decrease resiliency in a material way, describe what will or could be done to mitigate the effects.

No climate impacts.

- e. If this legislation includes a new initiative or a major programmatic expansion: What are the specific long-term and measurable goal(s) of the program? How will this legislation help achieve the program's desired goal(s)? What mechanisms will be used to measure progress towards meeting those goals?**

N/A

5. CHECKLIST

- ☐ Is a public hearing required?
- ☐ Is publication of notice with *The Daily Journal of Commerce* and/or *The Seattle Times* required?
- ☐ If this legislation changes spending and/or revenues for a fund, have you reviewed the relevant fund policies and determined that this legislation complies?
- ☐ Does this legislation create a non-utility CIP project that involves a shared financial commitment with a non-City partner agency or organization?

6. ATTACHMENTS

Summary Attachments: None.



Legislation Text

File #: CB 120892, **Version:** 1

CITY OF SEATTLE

ORDINANCE _____

COUNCIL BILL _____

AN ORDINANCE relating to Seattle Parks and Recreation; establishing the 2025-2026 fee schedule for the use of park properties and other park and recreation facilities and services; and superseding previous park and recreation fee schedules.

WHEREAS, on November 21, 2023, the Seattle City Council approved Ordinance 126955, which established the 2024 fee schedule for the use of park properties and other park and recreation facilities and services and superseded previous park and recreation fee schedules, pursuant to Section 18.28.010 of the Seattle Municipal Code; and

WHEREAS, the City Council wishes to adopt a 2025-2026 Seattle Parks and Recreation Fee Schedule effective January 1, 2025; NOW, THEREFORE,

BE IT ORDAINED BY THE CITY OF SEATTLE AS FOLLOWS:

Section 1. Effective January 1, 2025, the Superintendent of Parks and Recreation is authorized to charge the fees substantially in the form set forth in the 2025-2026 “Seattle Parks and Recreation Fee Schedule,” attached as Attachment 1 to this ordinance, and all prior Seattle Parks and Recreation fee schedules are superseded.

Section 2. The provisions of this ordinance and of Attachment 1 to this ordinance are declared to be separate and severable. The invalidity of any clause, sentence, paragraph, subdivision, section, or portion of this ordinance or Attachment 1, or the invalidity of their application to any person or circumstance, does not affect the validity of their remainders or the validity of their application to other persons or circumstances.

Section 3. This ordinance shall take effect as provided by Seattle Municipal Code Sections 1.04.020 and

1.04.070.

Passed by the City Council the _____ day of _____, 2024, and signed by
me in open session in authentication of its passage this _____ day of _____, 2024.

President _____ of the City Council

Approved / returned unsigned / vetoed this _____ day of _____, 2024.

Bruce A. Harrell, Mayor

Filed by me this _____ day of _____, 2024.

Scheereen Dedman, City Clerk

(Seal)

Attachments:

Attachment 1 - Seattle Parks and Recreation Fee Schedule: 2025-2026 Fees and Charges

**SEATTLE
PARKS AND RECREATION
FEE SCHEDULE**

2025-2026 Fees and Charges



**Seattle
Parks & Recreation**

healthy people healthy environment strong communities

**2025 RATES EFFECTIVE JANUARY 1, 2025
2026 RATES EFFECTIVE JANUARY 1, 2026**

COUNCIL BILL

ATTENTION: All fees include taxes where applicable, unless otherwise indicated. If additional taxes are assessed, fees may be increased by the amount of the tax. MasterCard, Visa and American Express credit cards are accepted at selected facilities as a form of payment for 2025 Fees and Charges.

NOTE: Call (206) 684-4075 for additional information. The Seattle Parks and Recreation website also provides complete fee information at <http://www.seattle.gov/parks>

This page intentionally left blank

TABLE OF CONTENTS

Contents

THIS PAGE INTENTIONALLY LEFT BLANK	2
TABLE OF CONTENTS	I
SEATTLE PARKS AND RECREATION FEES AND CHARGES	1
AUTHORITY AND GENERAL PROVISIONS	1
• <i>Authority</i>	<i>1</i>
• <i>General Provisions</i>	<i>1</i>
STAFFING FEES	2
BOOKING FEES	3
ADMISSION FEES	4
QUICK CARDS	4
• <i>Seattle Parks and Recreation “Quick Cards”</i>	<i>4</i>
GOLF COURSES	4
• <i>Interbay, Jackson, Jefferson and West Seattle Golf Courses.....</i>	<i>4</i>
• <i>Green Lake Pitch & Putt.....</i>	<i>4</i>
SEATTLE AQUARIUM	4
• <i>Aquarium Fees.....</i>	<i>4</i>
VOLUNTEER PARK CONSERVATORY	4
• <i>Weddings / Photography Permits</i>	<i>4</i>
• <i>Admissions Fee</i>	<i>5</i>
• <i>Annual Passes</i>	<i>5</i>
• <i>Group Rates</i>	<i>5</i>
JAPANESE GARDEN (ARBORETUM).....	5
• <i>Admission Fees</i>	<i>5</i>
• <i>Special Events, Equipment Rental, & Merchandise</i>	<i>6</i>
• <i>Public/Private School Group Rate for Grades K through 12.....</i>	<i>6</i>
• <i>Annual Pass</i>	<i>6</i>
• <i>Guided Tours</i>	<i>6</i>
• <i>Meeting Rooms.....</i>	<i>7</i>
Tateuchi Community Room.....	7
Shoseian Tea House.....	7
AMY YEE TENNIS CENTER (SEATTLE TENNIS CENTER)	8
• <i>Indoor Court Fees.....</i>	<i>8</i>
• <i>Outdoor Court Fees</i>	<i>8</i>
• <i>USTA & Cup League Fees.....</i>	<i>9</i>
• <i>Tennis Lessons</i>	<i>9</i>
Private/Semi-Private Lessons	9
Adult Group Lessons	9
Adult Play – Instructional Classes	10
Junior Group Lessons	10

Junior Development Program	10
Tiny Tots	10
Competitive Flights	10
Special Events, Equipment Rental, & Merchandise	11
Public Service Indoor Tennis Court Time	11
Advisory Council Tournament Fee	11
SWIMMING POOLS	12
• <i>Recreation Swimming - Indoor and Outdoor Pools</i>	12
• <i>Fitness - Indoor and Outdoor Pools</i>	12
• <i>Swimming Instruction – Indoor and Outdoor Pools</i>	13
• <i>Special Aquatic Safety Courses – Indoor and Outdoor Pools</i>	13
• <i>Aquatic Facility Rental Fees</i>	13
General Swimming Pool Rentals (other than Competitive Sports)	13
Swimming Pools – Competitive Sports Rentals	14
Timing System Rental	15
Special Use Fees	15
Special Provisions	16
• <i>Special Programs</i>	16
Super Deluxe Birthday Party Package	16
Wading Pool Rental	16
Aquatic Special Events	17
ATHLETIC FACILITIES	18
• <i>West Seattle Stadium and Interbay Stadium Usage Fees</i>	18
• <i>Adult Sports Fees</i>	18
• <i>Youth Sports Fees</i>	19
• <i>Sports Organizations’ Use Permits</i>	19
• <i>Seattle Parks and Recreation Outdoor Tennis Courts</i>	19
Tennis Reservations (4 or less players)	19
• <i>Outdoor Volleyball Courts</i>	19
Outdoor Volleyball Reservations	19
FACILITY RENTALS	20
COMMUNITY MEETING ROOMS AND GYMNASIUMS	20
• <i>Locations and Sizes</i>	20
Community Centers	20
Environmental Learning Centers	21
Small Craft and Rowing & Sailing Centers	21
Specialized & Other Facilities	21
• <i>Hourly Room and Gymnasium Rental Fees</i>	22
Rooms	22
Gymnasiums	22
ENVIRONMENTAL LEARNING CENTERS	23
• <i>Group-Guided Nature Walks</i>	23
• <i>Camp Long</i>	23
Group Day Use Booking Fee	23
Cabin Rentals	23
Meeting Rooms	23

Additional Fees for Meeting Rooms at Camp Long	24
Picnic Shelters.....	24
Challenge Course	24
Adventure/Activity Camps	24
Play & Zip.....	24
• <i>Discovery Park & Carkeek Park</i>	24
BATHHOUSE, BOATHOUSE, PUMPHOUSE, AND SHELTERHOUSE RENTALS, AND	
MAGNUSON PARK INDOOR RENTALS	26
• <i>Add'l Fees for Bathhouse, Boathouse, Pumphouse & Shelterhouse</i>	27
• <i>Warren G. Magnuson Park</i>	28
<i>Note: Magnuson Park artist studios are available via License Agreement with Seattle Parks and Recreation. The rental rate for these studios at the time of signing a License Agreement will not exceed 75% of market rate for these spaces. Market rates are determined via a consultant study commissioned by SPR. The intent behind this pricing guideline is to preserve the presence of the arts in Magnuson Park as the value of Seattle property continues to rise. A non refundable Booking Fee applies for indoor rentals.....</i>	
Application Fees	28
Special Amenity Facility/Site Rentals	28
Facility/Site Rentals	29
• <i>Washington Park Arboretum (Graham Visitor's Center)</i>	29
MOORAGE, DOCKING, AND BOAT RAMP FEES	30
MOORAGE FEES	30
• <i>Leschi and Lakewood Marinas</i>	30
DOCKING FEE (<i>INCLUDES VARIOUS PARKS DEPARTMENT DOCKS</i>)	30
BOAT RAMPS	30
LAKE UNION PARK HISTORIC SHIPS WHARF.....	30
• <i>Center for Wooden Boats Fees</i>	30
PARTICIPATION FEES	31
RECREATION PARTICIPATION FEES	31
• <i>Community Center and Outdoor Recreation Class Fee</i>	31
• <i>Lifelong Recreation Program Participation Fees</i>	31
• <i>Small Craft Center Class Participation Fees</i>	31
RESERVATIONS.....	32
• <i>Park Area Ceremony Fee</i>	32
• <i>Picnic Reservation Fee</i>	32
• <i>Day Camps Booking Fee</i>	32
PERMITS	33
USE PERMITS	33
• <i>General Provisions</i>	33
• <i>Permits and Agreements for Activity Permits</i>	35
• <i>Use of Park Facilities for Filming/Photography</i>	35
• <i>First Amendment Vending</i>	35
• <i>Construction Plan Review</i>	36

PERMITS FOR NON-PARK USES OF PARK PROPERTY (REVOCABLE USE PERMITS OR RUPs) ... 37

- *General Provisions & Fees*..... 37
- Limited Term Permit Fee..... 38
- Continuing Use Permit Fee 38
- Revocable Use Permit FEE SCHEDULE..... 40

PROMOTIONAL & MARKETING FEE WAIVERS & REDUCTIONS..... 41

EXAMPLES OF FEE WAIVERS & REDUCTIONS..... 41

APPENDIX..... A

APPENDIX A - FACILITY PHONE NUMBERS A

APPENDIX B - PERMIT, RESERVATION, AND INFORMATION PHONE NUMBERSC

APPENDIX C - ATHLETICS FIELD INVENTORYC

APPENDIX D – PARKS DEPARTMENT REFUND POLICY D

This page intentionally left blank

SEATTLE PARKS AND RECREATION FEES AND CHARGES

AUTHORITY AND GENERAL PROVISIONS

- **Authority**

Fees and charges are necessary to provide financial support to the Seattle Parks and Recreation (the Department) for the operation and maintenance of programs, facilities, and park grounds. The revenue generated by these fees constitutes only a portion of funds required for operating and maintaining the Park System. All fees collected from park and recreation activities and concessions are used exclusively for the Park System, as these funds are deposited in the Park and Recreation Fund, not the City General Fund. Fees and charges are proposed each year by the Department as a part of the annual budget process. Both the Mayor and City Council review and, by ordinance, authorize the Department to collect these fees and charges.

- **General Provisions**

The Superintendent of the Seattle Parks and Recreation is authorized to establish a fee for requested uses not included in this schedule, keeping the Mayor and the City Council advised thereof. The Superintendent of the Seattle Parks and Recreation is authorized, as provided in Seattle Municipal Code (SMC) Chapter 18.28, to waive or reduce any fees in this Schedule.

The Superintendent of the Seattle Parks and Recreation is authorized, as provided in SMC Chapter 18.28, to establish experimental rates, and to engage in special promotional and marketing activities to enhance Departmental programs. These include, but are not limited to, use of 2 for 1 coupons, 50% discount coupons and free admission days for children. Discounts for Senior Adults (age 65 and over) vary per program. These types of activities may occur at various Department facilities throughout the year.

The Superintendent of the Seattle Parks and Recreation is authorized, as provided in SMC Section 18.24.010, to operate for fee parking without recourse to commercial or private operators such parking lots under the Department's jurisdiction as are deemed desirable with the concurrence of the City Council by resolution as to location and fee schedule, consistent with provisions of RCW 35.86.010 and 35.86.040 which so permit such owner operation.

The Superintendent of the Seattle Parks and Recreation is authorized, as provided in SMC Chapters 18.04 and 18.28, to approve the free use of Department facilities by the Associated Recreation Council, recognized recreation advisory councils, and other organizations that are open to the public, that further Department goals and programs, and that apply any proceeds to Park and Recreation services.

In addition to the fees and charges identified herein, the user may be required to pay any additional Department costs resulting from such use, and to pay a reasonable portion of the City's costs for traffic control and police services when the user's event requires them. Cancellation of reservations for Parks and Recreation facilities or services may result in loss of payment or a service charge (see Appendix D). For further information, contact Seattle Parks and Recreation at (206) 684-4075.

Fees contained in this Fee Schedule shall not apply to permits issued pursuant to SMC Chapter 15.35 "Filming."

STAFFING FEES

Rentals are required to have at least one staff in attendance. If additional staff are required due to the nature of the event or the anticipated attendance, a fee of \$39.00 will be multiplied by the number of staff required for the event. Additionally, staff rates increase 1½ times per hour on holidays.

Staffing fees are applicable at:

- Tateuchi Community Room
- Shoseian Tea House
- West Seattle Stadium
- Interbay Stadium
- Lower Woodland #1 Field, when using scoreboard
- Gymnasium rentals
- Boathouse, Bathhouse, Shelterhouse, and Pumphouse Rentals
- Magnuson Park (Event attendants)
- Park Area Ceremonies (Ceremony attendants) – Additional staff fees will be charged when wedding or ceremony is large and/or complex

BOOKING FEES

Booking fees are a requirement when requesting a facility rental. A non-refundable booking fee of \$39 is applicable at:

- General Swimming Pool Rentals
- Swimming Pools – Competitive Sports Rentals
- Community Centers – Hourly Room and Gymnasium Rental Fees
- Camp Long – Meetings rooms
- Bathhouse, Boathouse, Pumphouse, and Shelterhouse Rentals, and Magnuson Park Indoor Rentals
- Any other facility as applicable.

ADMISSION FEES

QUICK CARDS

- **Seattle Parks and Recreation “Quick Cards”**

This reusable card features a barcode and photo of the participant. It allows fast, easy, self-service access to a variety of selected fee-based or free programs (recreational swims, fitness swims, weight room access, teen centers, etc.) at various facilities. This non-refundable, non-transferrable card can be reloaded, renewed, or added with new features/programs as desired or as they become available. There is a \$5.00 replacement fee for lost or stolen cards. For further information, call the Business Service Center at (206) 684-5177.

GOLF COURSES

- **Interbay, Jackson, Jefferson and West Seattle Golf Courses**

The Superintendent of the Seattle Parks and Recreation is authorized to establish all greens fees and all other golf facility or service fees (including, but not limited to, driving range, carts, cars, play cards, lessons, and room rentals) consistent with and subject to the contract entered into with Premier Golf Centers, LLC (Premier), as authorized by separate ordinance. Golf program fees will be prominently posted at all times in each clubhouse. Call the following for further information:

Interbay	(206) 285-2200
Jackson	(206) 363-4747
Jefferson	(206) 762-4513
West Seattle	(206) 935-5187

- **Green Lake Pitch & Putt**

Green Lake Pitch & Putt is operated through a concessions contract. Therefore, fees for participation at this facility are not governed by City Ordinance. You may contact Green Lake Pitch & Putt directly at (206) 632-2280, or the Business Resources Unit of the Seattle Parks and Recreation at (206) 684-8008, to obtain specific information related to this facility.

SEATTLE AQUARIUM

- **Aquarium Fees**

All admissions, services rendered or sales made to the public or otherwise at the Aquarium (including, but not limited to, admission fees, annual memberships, rentals, education program fees, and discounts/other programs) will be established by the Seattle Aquarium Society (“SEAS”), consistent with and subject to City Ordinance 123205 and Article 13 of the Seattle Aquarium Operations and Management Agreement. You may contact the Seattle Aquarium directly at (206) 386-4300 to obtain further information or by visiting their web page at “seattleaquarium.org”.

VOLUNTEER PARK CONSERVATORY

- **Weddings / Photography Permits**

Weddings and special ceremonies may be scheduled (see page 32) and/or Photography Permits (to be used outside of public hours) may be obtained (see page 36) through the Parks Event Scheduling unit by calling (206) 684-4081.

- **Admissions Fee**

2025	2026	<i>Note: Educational K-12 sessions scheduled during open hours must be scheduled in advance. Contact the Conservatory for scheduling and additional fee information.</i>
\$6.00	\$6.00	Adult Admission Fee
\$4.00	\$4.00	Youth Admission Fee (6-17 years)
\$4.00	\$4.00	Student/College/University/(with valid ID)/Adaptive/Military/Senior (65yrs & over)/ Admission Fee
Free	Free	Children (0-5 years)

- **Annual Passes**

2025	2026	Annual passes are valid for 12 months from date of purchase (exceptions maybe made for unforeseen closures) <i>Note: *A \$5.00 service fee will be retained by the “Friends of the Conservatory” group</i>
\$30.00*	\$30.00*	Individual Annual Pass
\$40.00*	\$40.00*	Family Annual Pass (2 people or more up to 8)
\$30.00*	\$30.00*	Student/College/University/(with valid ID)/Adaptive/Military/Senior (65yrs & over)/ Annual Pass

- **Group Rates**

2025	2026	
\$35.00 per group	\$35.00 per group	Group rate for pre-registered educational K-12 groups of 25 students; includes up to 5 adults chaperoning the group
\$35.00 per group	\$35.00 per group	Group guided tours, limited to 20 persons per group

JAPANESE GARDEN (Arboretum)

- **Admission Fees**

2025	2026	
\$10.00	\$10.00	Adult (18-64 years)
\$6.00	\$6.00	Youth (6-17 years)
\$6.00	\$6.00	Student/College/University (with valid ID)/Adaptive/Military/Senior (65yrs & over)/
Free	Free	Children (0-5 years)

- **Special Events, Equipment Rental, & Merchandise**

2025	2026	Fee Type	
Market Value	Market Value	All groups	All merchandise sold at Japanese Gardens will be at market value. Merchandise may vary throughout the season. NOTE: The city collects this fee for the Arboretum Foundation.

- **Public/Private School Group Rate for Grades K through 12**

Organized groups of children attending an educational institution with grades K through 12 are entitled to this group fee during the regular school year, if advance reservations are made (a minimum of two weeks' notice is required for advanced reservations). *Group rates are not extended to colleges, universities, or day-care facilities.*

One responsible adult is required for every group of students, as indicated in the following ratios:

1:5 for grades K – 2	2:25 for grades 7 – 8
1:10 for grades 3 – 6	1:25 for grades 9 - 12

2025	2026	
\$30.00	\$30.00	Group rate for pre-registered educational K-12 groups of 25 students; includes up to 5 adults chaperoning the group
\$15.00	\$15.00	Add for each additional group size of 1 to 12 students

- **Annual Pass**

Annual family pass (2 or more people up to 8) includes unlimited admission, during regular operating hours, for all members of an immediate family living in the same household, defined as two adults (guardians) and their children. Individual, Student, and Photographer annual passes include unlimited admission, during regular operating hours, for the person whose name appears on the pass. ID may be required upon entry.

2025	2026	Annual passes are valid for 12 months from date of purchase (exceptions maybe made for unforeseen closures)
\$35.00	\$35.00	Annual Pass, Individual
\$65.00	\$65.00	Annual Pass, Family (2 or more people)
\$30.00	\$30.00	Annual Pass - Student/College/University (with current ID)/Senior (65 & up)/Adaptive /Military
\$90.00	\$90.00	Annual Pass, Photographer

- **Guided Tours**

Guided tours are available with paid admission on specific dates and times. Please call the gate house for more information; (206) 684-4725.

- **Meeting Rooms**

NOTE: Rentals of the Tateuchi Community Room and the Shoseian Tea House are located within and administered through the Seattle Japanese Garden. There are use restrictions due to the quiet contemplative nature of the garden as well as culture considerations in the Tateuchi Community Room.

Rentals of the Tateuchi Community Room and the Shoseian Tea House do not include access to the garden; therefore, admission fees are required for garden access.

Tateuchi Community Room

2025	2026	
\$35.00	\$35.00	Small Room
\$75.00	\$75.00	Alcohol fee
\$500.00	\$500.00	Damage deposit for events with alcohol
\$250.00	\$250.00	Damage deposit for events without alcohol

Shoseian Tea House

The Shoseian Tea House is available for rent only to approved groups practiced in the way of tea. Groups must have a signed Use Agreement on file with the Parks Department.

Rentals will only be approved for tea ceremonies or classes. No other use is permitted.

2025	2026	
\$35.00	\$35.00	Small Room
\$500.00	\$500.00	Damage deposit for all events

AMY YEE TENNIS CENTER (Seattle Tennis Center)

SPECIAL NOTE to PARTICIPANTS: Residents may qualify for the resident fee listed below with proof of residency when booking courts or registering for programs. Persons not qualifying for residency will pay the non-resident fee listed.

Please contact Amy Yee Tennis Center at 206-684-4764 for further details.

• Indoor Court Fees

NOTE: Singles and Doubles court fees may be made available at half price for special group clinics, tournaments, or lessons for low-income youth and senior adults during off-peak times. These programs are to be determined by the Superintendent of Parks and Recreation.

2025	2026	Fee Type	Fees per each 1¼ hr court use
\$40.00	\$42.00	Resident	Singles
\$44.00	\$46.00	Non-Resident	
\$50.00	\$52.00	Resident	Doubles
\$55.00	\$57.00	Non-Resident	
\$36.00	\$40.00	Resident	Senior Adult/Adaptive Singles Indoor
\$40.00	\$44.00	Non-Resident	
\$48.00	\$50.00	Resident	Senior Adult/Adaptive Doubles Indoor
\$53.00	\$55.00	Non-Resident	
\$60.00	\$60.00	Resident	Telephone Reservation Card (annual) for indoor courts
\$66.00	\$66.00	Non-Resident	
\$10.00	\$10.50	Resident / Non-Resident	Prorated Indoor court (15-minute intervals. Used when a court reservation for singles or doubles extends their court use for another 15-minutes.
\$20.00	\$20.75	Resident / Non-Resident	Family Drop-In Night (for a family of 4)
\$25.00	\$26.00	Resident / Non-Resident	Men's Drop-In Fee

• Outdoor Court Fees

NOTE: Call (206) 684-4764 to make Amy Yee Tennis Center court reservations.

2025	2026	Fee Type	Fees per each 1 hour court use
\$15.00	\$16.00	Resident	Amy Yee Tennis Center Singles/Doubles
\$15.00	\$16.00	Non-Resident	
\$15.00	\$16.00	Resident / Non-Resident	Outdoor Courts throughout Seattle – Singles/Doubles
\$22.00	\$25.00	Resident / Non-Resident	Outdoor Private Lesson
\$60.00	\$60.00	Resident	Telephone Reservation Card (annual) for outdoor courts
\$66.00	\$66.00	Non-Resident	

• USTA & Cup League Fees

There is a per person fee for organized tennis leagues that have pre-booked court time for inter-club competition.

2025	2026	Fee Type	
\$125.00	\$130.00	All teams	USTA Annual Registration Fee (5 court format)
\$95.00	\$100.00	All teams	USTA Annual Registration Fee (3 court format)
\$16.00	\$17.00	All players	USTA League players, each (for a 90-minute match time)
\$14.00	\$15.00	All players	Cup League players, each (for a 75-minute match time)

• Tennis Lessons

Private/Semi-Private Lessons

2025	2026	Fee Type	
\$80/hour	\$85/hour	Resident	One person
\$88/hour	\$93/hour	Non-Resident	
\$90/hour	\$95/hour	Resident	Two people
\$99/hour	\$104/hour	Non-Resident	
\$100/hour	\$105/hour	Resident	Three people
\$110/hour	\$115/hour	Non-Resident	
\$110/hour	\$115/hour	Resident	Four people
\$121/hour	\$126/hour	Non-Resident	
\$120/hour	\$125/hour	Resident	Five People
\$132/hour	\$137/hour	Non-Resident	
\$20.00	\$22.00	Resident / Non-resident	Time extension for Private Lessons – per each 15-minute interval
\$20/hour	\$22/ hour	Resident	Surcharge for lessons on City holidays
\$25/hour	\$30/hour	Non-Resident	

Adult Group Lessons

2025	2026	Fee Type	
\$96.00	\$100.00	Resident	Adult Groups, 6 weeks
\$108.00	\$112.00	Non-Resident	
\$168.00	\$175.00	Resident	Adult Camps, 2½ hrs per day for 4 days
\$185.00	\$195.00	Non-Resident	
\$25.00	\$26.00	Resident	Drill Night Drop-In per hour fee
\$28.00	\$29.00	Non-Resident	
\$45.00	\$50.00	Resident / Non-Resident	Camp Drop-In per day fee

\$25.00	\$26.00	Resident / Non-Resident	One Class Drop-In fee, if space is available.
---------	---------	----------------------------	---

Adult Play – Instructional Classes

2025	2026	Fee Type	Maximum of 5 people per Instructor
\$126.00	\$132.00	Resident	Per person fee, 6 weeks
\$144.00	\$150.00	Non-Resident	

Junior Group Lessons

2025	2026	Fee Type	Ages 8-17
\$66.00	\$72.00	Resident	Junior Group, 6 weeks
\$73.00	\$79.00	Non-Resident	
\$88.00	\$92.00	Resident	Junior Camp, 2½ hours per day for 4 days
\$97.00	\$101.00	Non-Resident	

Junior Development Program

2025	2026	Fee Type	
\$66.00	\$72.00	Resident	Junior Team Tennis/Young Guns, 6-week session (1 time/week)
\$73.00	\$79.00	Non-Resident	

Tiny Tots

2025	2026	Fee Type	
\$30.00	\$32.00	Resident	Beginning ages 4-5 (30 minutes for 6 weeks)
\$33.00	\$35.00	Non-Resident	
\$45.00	\$47.00	Resident	Beginning ages 6-7 (45 minutes for 6 weeks)
\$50.00	\$52.00	Non-Resident	
\$54.00	\$56.00	Resident	Advanced ages 6-7 (1 hour for 6 weeks)
\$60.00	\$62.00	Non-Resident	
\$66.00	\$68.00	Resident	Advanced ages 6-7 (1¼ hour for 6 weeks)
\$73.00	\$75.00	Non-Resident	

Competitive Flights

2025	2026	Fee Type	Adults (18 & older) & Senior Adults (65+)
\$84.00	\$88.00	Resident	Doubles (6 weeks)
\$93.00	\$97.00	Non-Resident	
\$132.00	\$138.00	Resident	Singles (6 weeks)
\$146.00	\$152.00	Non-Resident	
\$10.00	\$12.00	Resident	Flight substitute – per flight (one day @ 75 minutes)
\$10.00	\$12.00	Non-Resident	

Special Events, Equipment Rental, & Merchandise

2025	2026	Fee Type	
# of courts x court fee + 10%	# of courts x court fee + 10%	All groups	*Public Group (anyone from the general public can participate in outside-sponsored event)
# of courts x court fee + 20%	# of courts x court fee + 20%	All groups	*Private Group (participation is restricted by the organizers of the event)
\$21.00	\$21.75	Resident	One-day clinic fee, per person
\$24.00	\$25.00	Non-Resident	
\$16.00	\$16.75	All rentals	Ball machine rental: per court time (does not include court fee)
\$4.00	\$5.00	All rentals	Racket Rental, per use
Market Value	Market Value	All merchandise	All merchandise at AYTC is priced at Market value (merchandise varies by season)

*Private groups or schools may reserve 2-3 courts up to 90 days prior to start date.

Public Service Indoor Tennis Court Time

2025	2026	Fee Type	<i>Note: Rates are limited to court times established by the Senior Recreation Program Specialist.</i>
\$5.00	\$5.00	Resident	Senior fee (65+ yrs.), per person
\$5.50	\$6.00	Non-Resident	
Free	Free	All Juniors	Junior fee (under 18 years), per person

Advisory Council Tournament Fee

2025	2026	Fee Type	
\$10.00	\$11.00	Resident / Non-Resident	Advisory Council Tournament fee (per player)

SWIMMING POOLS

• **Recreation Swimming - Indoor and Outdoor Pools**

2025	2026	Fees include swim and/or shower use
\$5.50	\$6.00	Youth (ages 1-17 years)
\$7.50	\$8.00	Adult (ages 18 through 64 years)
\$5.50	\$6.00	Senior Adult (65 years & older) and Adaptive
\$4.25	\$4.75	Non-profit youth (ages 1-17 years) organizations (Advance approval through application required)
\$85.00	\$91.50	*Adult, 30-day unlimited entry pass for personal fitness and recreation swims
\$61.00	\$66.50	*Senior/Youth/Adaptive, 30-day unlimited entry pass for personal fitness and recreation swims
\$68.00	\$72.00	Discount Recreational Swim Card – 10 entry pass, Adult
\$50.00	\$54.00	Discount Recreational Swim Card – 10 entry pass, Senior/Youth/Adaptive
\$3.50	\$4.00	Special Discount Recreation Swim Pricing (all ages) – discount single entry pricing for these specific programs: 1) Promotional Recreation Swim Fee – <i>available for low participation swims, as designated by the Department.</i> 2) Community Connection Swim – <i>available for swims designated by the Department to serve underserved population.</i>
Free	Free	Low Income Recreation Swim – <i>for those who apply in advance through established scholarship application process and meet low income eligibility standards.</i>
Free	Free	Children under one year of age (must be accompanied by adult)

NOTE: *No adjustment for holidays and/or closures. A Pass is issued to a single individual and may be used at all swimming pools; however, they are non-refundable and non-transferable. (See page 2 for more information on “Quick Cards”)

• **Fitness - Indoor and Outdoor Pools**

2025	2026	
\$8.00	\$8.50	Fitness, ages 18-64 years – per instructed lesson (Including Hydrofit, Masters, and Water Exercise)
\$6.00	\$6.50	Fitness, ages 65 and over, Youth, and Special Populations – per class
Free	Free	Low Income Fitness Swim – <i>for those who apply in advance through established scholarship application process and meet low income eligibility standards.</i>
\$72.00	\$76.50	Discount Fitness Swim Card – 10 entry pass, Adult
\$54.00	\$58.50	Discount Fitness Swim Card – 10 entry pass, Senior/Yth/Adaptive

- **Swimming Instruction – Indoor and Outdoor Pools**

2025	2026	
\$12.00	\$12.00	Group Lesson, youth age 6+, tiny tot, adult, or “Guard Start” program– per ½ hr lesson with minimum of 4 students
\$6.00	\$6.00	Group Lesson, youth age 6+, tiny tot, adult, or “Guard Start” low income rate – per ½ hr lesson with minimum of 4 students (Income verification will be required.)
\$18.00	\$18.00	3 yr old Group Lessons – per ½ hr lesson with 3 student class size
\$9.00	\$9.00	3 yr old Group Lessons low income rate – per ½ hr lesson with 3 student class size (Income verification will be required.)
\$14.00	\$14.00	Group Lesson, Kinders age 4 & 5 – per ½ hr lesson with 4-6 student class size
\$7.00	\$7.00	Group Lesson, Kinders age 4 & 5, low income rate – per ½ hr lesson with 4-6 student class size (Income verification will be required.)
\$220.00	\$220.00	Summer Swim League (Ages 7-18) includes a team T-shirt
\$110.00	\$110.00	Summer Swim League (low income families) includes a team T-shirt
\$50.00	\$50.00	Personal Instruction – one on one (30-minute lesson) <i>Note: \$5.00 Personal Instruction DISCOUNT for same day registration and instruction as space is available</i>
\$45.00	\$45.00	Personal Instruction low income rate – 1 on 1 (30-minute lesson)
\$18.00	\$18.00	Personal Instruction – each additional person in a class

- **Special Aquatic Safety Courses – Indoor and Outdoor Pools**

2025	2026	Minimum class size is 6 students
\$40.00 to \$500.00	\$40.00 to \$500.00	A variety of Red Cross water safety courses, including Lifeguard Training, First Aid, CPR, Water Safety Instructor and others. Prices and course titles correspond to curriculum requirements and operating expenses to offer these programs. Prices include pool admission and instruction only.

- **Aquatic Facility Rental Fees**

General Swimming Pool Rentals (other than Competitive Sports)

2025	2026	Non-refundable booking fee required for all rentals in addition to hourly rates.
\$200.00	\$200.00	Damage deposit for all rentals where equipment is brought into the facility.
\$34.00	\$34.00	Hourly lifeguard staff costs (per lifeguard), in addition to pool rental fee (staff rates increase 1½ times per hour on holidays)

\$125.00	\$125.00	Indoor pool or half of Rainier Beach Pool (either the lap pool or the leisure pool) rental cost per hour when pool is scheduled to be closed to the public, plus staff costs. <i>Calculation for a per lane rental rate when entire pool is used = dividing the cost per hour by the number of lanes and rounding up to the next whole dollar.</i>
\$70.00	\$70.00	Hourly indoor pool rate for shallow end only in bulkhead pools when deep end is in use. This fee applies to Madison and Medgar Evers aquatic facilities.
\$420.00	\$420.00	Indoor Pool rental, per hour, when pool is scheduled to be open to the public, plus staff costs
\$190.00	\$190.00	Colman Pool rental, per hour, plus staff costs (exclusive use) Note: Colman Pool is an 8 lane, 50-meter pool with a slide
\$210.00	\$210.00	Mounger Pool or Rainier Beach Pool rental, per hour, plus staff costs (exclusive use, including all pools & slide)

Swimming Pools – Competitive Sports Rentals

2025	2026	<i>(see notes on following page for more information). Non-refundable booking fee required for all rentals in addition to hourly rates.</i>
\$200.00	\$200.00	Damage deposit for all rentals where equipment is brought into the facility.
\$34.00	\$34.00	Hourly lifeguard staff costs (per lifeguard), in addition to pool rental fee (staff rates increase 1½ times per hour on holidays)
\$120.00	\$120.00	Beginning Swim Team for youth – introductory beginning level, per hour for all lanes, offered at a reduced price to encourage use by new youth competitive sports programs. <i>Pricing offered on a quarterly basis at which time swimmers advance to standard rates.^A</i>
\$158.00	\$158.00	Indoor competitive sports rental (between 6am-8pm) cost per hour when pool is scheduled to be closed to the public, plus staff costs. ^{A,B}
\$80.00	\$80.00	Hourly indoor competitive sports (between 6am-8pm) rate for shallow end only in bulkhead pools when deep end is in use, plus staff costs. This fee applies to Madison and Medgar Evers aquatic facilities. ^B
\$144.00	\$144.00	Indoor competitive sports rental (between 8pm-6am) cost per hour when pool is scheduled to be closed to the public, plus staff costs. ^{A,B}
\$70.00	\$70.00	Hourly indoor competitive sports (between 8pm-6am) rate for shallow end only in bulkhead pools when deep end is in use, plus staff costs. This fee applies to Madison and Medgar Evers aquatic facilities. ^B
\$320.00	\$320.00	Indoor pool competitive sports rental or Swim Meet, per hour, when pool is scheduled to be open to the public, plus staff costs. ^B

\$275.00	\$275.00	Colman Pool competitive sports rental, per hour, plus staff costs (exclusive use) Note: Colman Pool is an 8 lane, 50-meter pool with a slide. ^B
----------	----------	--

^A NOTE: Calculation for a “per lane” rental rate when entire pool is used = dividing the cost per hour by the number of lanes and rounding up to the next whole dollar.

^B NOTE: “Competitive sports” rates apply to swim teams, masters, and water polo.

NOTE: Individuals and groups desiring to use swimming pools will be expected to pay the cost of staffing in addition to program rates established. Staff rates increase 1½ times per hour on holidays.

NOTE: Rates also apply to Metro or King County League swim meets for events that do not include a Seattle Public School. Events that include a team from a Seattle Public School are covered under the Joint Use Agreement and are not charged a swim meet fee. Staff fees are additional (staff rates increase 1½ times per hour on holidays).

NOTE: There is an hourly flat-rate charge for competitive meets, with no additional percentage charges for the event (no percentage collected for entry fees and heat sheet sales).

NOTE: Swim meet entry fees and sale of heat sheets are included in base fee for each event.

NOTE: Permit Application Fee as established in **Use Permits** section of Fees and Charges ordinance will apply plus 10% of gross revenue for **all Admissions and Swim Meet Concessions** (food/drink, t-shirts, goggles, etc). Additional insurance and/or permits may be required.

NOTE: Deck or lobby rentals priced as small room under Class C room rentals.

NOTE: Bulkhead pool rentals during public hours are limited to lap pool or shallow pool, not both, unless specific fees are charged.

Timing System Rental

2025	2026	
\$400.00	\$400.00	Minimum 4-hour use
\$100.00	\$100.00	Each additional hour
\$34.00/hr	\$34.00/hr	Additional staff charge for delivery, set up, operation and clean-up (staff rates increase 1½ times per hour on holidays).

Note: The timing system is available for rentals at most Seattle Parks and Recreation swimming pools. Some limitations may apply.

Special Use Fees

2025	2026	
10% of gross sales on Parks property	10% of gross sales on Parks property	If, in the course of the activity/event, charges are levied for admission, sales, concessions, or entry fees, the user will be subject to a minimum charge of 10% of the gross receipts.
\$1.00	\$1.00	Water Slide Use Fee per person for recreation swims over one hour in length; no charge if one hour or less.

\$2.00 - \$50.00	\$2.00 - \$50.00	Supplemental Special Event fee (indoor or outdoor), depending on event, such as open water swim, dive-in movies, jazz night, etc.
\$15.00	\$15.00	Dog Swim Special Event – <i>scheduled immediately prior to preventative maintenance closure. Limited to dogs only in the pool. No charge for spectators.</i>
\$0.25	\$0.25	Coin Operated Locker
\$0.50	\$0.50	Towel use, each
Market Value	Market Value	All merchandise sold at Mounger Pool will be at market value. Merchandise may vary throughout the season. NOTE: While this is a “City fee” at Mounger Pool, this fee is collected by the Associated Recreation Council at all other pools.

Special Provisions

Colman and Mounger Pools

Admission fees to these facilities are charged to all persons entering pool area, even if not swimming (except parents watching children in lesson programs). Use of the pools, decks and picnic areas is part of the overall recreation opportunity; pool capacity is based on use of this area.

- **Special Programs**

Super Deluxe Birthday Party Package

A complete birthday party package at pools includes one-hour shared use in a section or portion of the pool, a one-hour party immediately following your water time in a designated party space (room, deck, or lobby), lifeguards, one pre-packaged juice, paper products and party goodie bags for each enrolled child. (Food items not included.) NOTE: Booking Fee does not apply to this program when operated during public business hours, and is not for exclusive use nor rental). Maximum party size is 20 children and 20 adults. Adults are included in the party package without charge as spectators and/or as in-water assistants for children who are weak swimmers, under height, or below age requirement. Adult in charge of party is responsible for all clean-up of party areas at the end of the program.

2025	2026	
\$370.00	\$370.00	Minimum package fee – for a party of 10 children
\$15.00	\$15.00	Additional fee – per child

Wading Pool Rental

2025	2026	
\$600.00	\$600.00	Minimum 4 hours of operation (includes 5½ staff hours)
\$75.00	\$75.00	Each additional hour

Wading pool rentals are only available at sites scheduled for summer use. All wading pool operating time under this rental rate is available for public use; no exclusive rental use is allowed.

Aquatic Special Events

NOTE: This category is for special events that result in the cancellation of scheduled programs or closure of a small craft center, swimming beach, or other public program. This fee is in addition to other fees.

2025	2026	
\$350.00	\$350.00	Special events, per day

ATHLETIC FACILITIES

See Appendix C for the Athletics Field Inventory.

• **West Seattle Stadium and Interbay Stadium Usage Fees**

2025	2026	
10% of gross revenues	10% of gross revenues	Admissions/Sales. This includes admissions or donations and excludes entry fees.
\$91.00/hr	\$95.00/hr	Athletic Stadium Games, Meets and Events *
\$69.00/hr	\$72.00/hr	Practice Fee** adult and youth practices
\$19.00/hr	\$20.00/ hr	West Seattle Stadium only – youth fee
\$19.00/hr	\$19.00/ hr	Rental of the West fenced Field Event area for shotput, discus, hammer throw, long jump and javelin only (West Seattle Stadium only); users must also pay staff fee.
\$40.00/hr	\$42.00/hr	Light Fee - this fee is charged for all uses requiring lights.

*Event fees are charged for adult and youth special events, games and meets. West Seattle Stadium fee provides exclusive use of the facility and includes use of equipment, the press box and PA system, ticket booth, locker rooms and grandstands. Interbay Stadium fee provides exclusive use of the facility and includes use of equipment, the press box, locker rooms and grandstands. A staff person is required to be in attendance, and the staff fee must be paid in addition to the use fee. This fee does not include Lights or 10% charge on all admissions/sales.

** Practice Fees provide use of the facility and includes use of equipment, the press box and PA system, ticket booth, locker rooms and grandstands. A staff person is required to be in attendance and the staff fee must be paid in addition to the use fee. This fee does not include lights or the ten percent (10%) charge on all admissions/sales. Facility use may not be exclusive – multiple users' activities will be organized through the Seattle Parks and Recreation scheduling office.

NOTES for Department Sponsored Activities:

- See following page for synthetic and non-synthetic field fees for practices/games.
- All rentals are a minimum of one hour.
- Additional staff may be required due to nature of event and anticipated attendance.
- A damage deposit may be charged depending on nature of event and anticipated attendance.

• **Adult Sports Fees**

2025	2026	
\$91.00	\$95.00	Adult Outdoor Use, per hour – synthetic field
\$69.00	\$72.00	Adult Outdoor Use, per hour – non-synthetic field
\$40.00	\$42.00	Outdoor Field Lighting Fee, per hour

- **Youth Sports Fees**

2025	2026	
\$24.00	\$31.00	Youth Outdoor Use, per hour – synthetic field
\$15.00	\$20.00	Youth Outdoor Use, per hour – non-synthetic field
\$91.00	\$95.00	Private School Outdoor Use, per hour – synthetic field
\$69.00	\$72.00	Private School Outdoor Use, per hour – non-synthetic field
\$91.00	\$95.00	Outdoor youth Sports Camps, per hour – all field surfaces
\$40.00	\$42.00	Outdoor Field Lighting Fee, per hour

- **Sports Organizations’ Use Permits**

Sports organizations’ events, such as jamborees and tournaments, shall be subject to regular Use Permit charges. *See permit fee details on pages 31-33.*

- **Seattle Parks and Recreation Outdoor Tennis Courts**

Where a participant entry fee for tournaments or a fee for lessons is charged, 10% of gross receipts are to be paid to the Department in addition to the charges noted below. All persons who instruct tennis for a fee on Department courts must schedule according to court availability with the Scheduling Office, obtain the appropriate permit and pay the required fees. They must also successfully complete the Department’s Tennis Instructor’s Certification program and show proof of certification before a permit will be issued.

Tennis Reservations (4 or less players)

2025	2026	Scheduled based on availability.
\$8.00	\$8.25	1 hour, court rental, Adult play
\$13.00	\$13.50	1 hour, court rental, Private School
\$6.00	\$6.25	1 hour, court rental, Youth play

NOTE: *See “Amy Yee Tennis Center” on page 6 for Indoor Tennis fee rates.*

- **Outdoor Volleyball Courts**

Outdoor Volleyball Reservations

2025	2026	Scheduled based on availability.
\$15.00	\$16.00	1 hour, court rental, Adult & Youth play
\$22.00	\$23.00	1 hour, court rental, Private School
\$22.00	\$23.00	1 hour, court rental, Camps/Leagues

Facility Rentals

COMMUNITY MEETING ROOMS AND GYMNASIUMS

- Locations and Sizes**

The Department charges rental fees (according to the classifications of usage) for the use of social/meeting rooms and/or kitchens and/or gymnasiums at: *(see Appendix A for a listing of facility telephone numbers)*

Community Centers

	Meeting Room(s)			Kitchen		Gym	
	Small	Medium	Large	Small	Large	Sm/Half	Large
Alki	x	x	x	x			
Ballard	x	x	x	x		x	x
Bitter Lake	x	x	x		x	x	x
Bitter Lake Annex				x		x	
Delridge		x	x		x	x	x
Garfield	x	x	x		x	x	x
Garfield Teen Life Center	x	x		x		x	
Green Lake		x		x			x
Hiawatha	x	x	x	x			x
High Point	x	x	x	x			x
International District/Chinatown	x	x	x		x	x	x
Jefferson		x	x		x	x	x
Laurelhurst	x	x	x		x		
Loyal Heights	x		x	x		x	x
Magnolia		x	x	x			x
Magnuson		x					x
Meadowbrook	x	x	x		x	x	x
Meadowbrook Annex				x		x	
Miller	x	x	x	x	x		x
Miller Annex		x		x		x	
Montlake	x	x	x		x		x
Northgate	x	x	x		x	x	x
Queen Anne	x	x	x	x	x		x
Rainier	x	x	x		x		(2)
Rainier Beach	x	x	x		x	x	x
Ravenna Eckstein		x		x			x
South Park	x	x	x	x		x	
Van Asselt	x	x	x		x	x	
Yesler	x	x	x		x	x	x

Environmental Learning Centers

	Meeting Room(s)			Kitchen		Gym	
	Small	Medium	Large	Small	Large	Small	Large
Camp Long	x	x		x			
Carkeek Park		x					
Discovery Park	x	x		x			

Small Craft and Rowing & Sailing Centers

(See Appendix for telephone numbers)	Meeting Room(s)			Kitchen		Gym	
	Small	Medium	Large	Small	Large	Small	Large
Green Lake	x						
Mt Baker	x		x	x			

Specialized & Other Facilities

(See Appendix for telephone numbers)	Meeting Room(s)			Kitchen		Gym	
	Small	Medium	Large	Small	Large	Small	Large
Shelter houses, Bathhouses, and Lawn Bowling Clubs.	x	x	x				
Southwest Teen Life Center	x	x			x		x
Garfield Teen Life Center	x			x		x	
Meadowbrook Teen Life Center	x			x		x	

Meeting room and gymnasium space is available only during times Department and Advisory Council programs are not scheduled. Uses are determined by classification A or C as defined below:

Class A Use: Non-Commercial Use, for the general public, scheduled during operating hours. No admission fee, vendor fee and/or donation is requested or received.

Class A use is reserved for advertised, non-commercial, public events/meetings that are for the general public and are scheduled during hours of operation. (If scheduled outside normal facility operating hours, see Class C use.)

Class C Use: All other rentals and Class A rentals scheduled outside of regular operating hours

NOTE: *An event will be considered advertised if it has been announced in the local paper, through mass mailing, radio or social media announcements, posters throughout the community, posted in or distributed through the community center*

• Hourly Room and Gymnasium Rental Fees

NOTE: A non-refundable booking fee per site is required for ALL rentals in addition to the hourly rates. An additional charge is required for staff and the use of certain types of equipment, subject to availability at the facility. (See page 19 for definitions of “Class A” & “Class C”)

Rooms

Class A 2025	Class A 2026	Class C 2025	Class C 2026	
\$37.00	\$37.00	\$52.00	\$52.00	Small Rooms (1-400 square feet), per hr
\$46.00	\$46.00	\$65.00	\$65.00	Medium Rooms (401-1,500 square feet), per hr
\$62.00	\$62.00	\$88.00	\$88.00	Large Rooms (1,500+ square feet), per hr
\$18.00	\$18.00	\$35.00	\$35.00	Small Kitchen ^A (minimum of 2 hours), per hr
\$33.00	\$33.00	\$67.00	\$67.00	Large Kitchen ^A (minimum of 2 hours), per hr
10% of gross sales on Parks property	10% of gross sales on Parks property	10% of gross sales on Parks property	10% of gross sales on Parks property	If, in the course of the activity/event, charges are levied for admission, sales, concessions, or entry fees, the user will be subject to a minimum charge of 10% of the gross receipts.
N/A	N/A	\$100.00	\$100.00	Additional fee for events with ALCOHOL (insurance also required) ^B
\$250.00	\$250.00	\$250.00	\$250.00	Refundable rental and cleaning deposit (no alcohol)
N/A	N/A	\$500.00	\$500.00	Refundable damage deposit for events with ALCOHOL ^B
\$36.00 - \$250.00	\$36.00 - \$250.00	\$36.00 - \$250.00	\$36.00 - \$250.00	A non-refundable per hour maintenance fee may be charged and collected prior to the event as determined based upon event size and type.

^A Kitchens are not available for commercial use unless used in conjunction with a scheduled community special event held on a park site.

^B Insurance is required for all events with alcohol. Events with alcohol cannot be held during regular facility operating hours. Alcohol at approved events must remain in the facility.

Gymnasiums

Class A 2025	Class A 2026	Class C 2025	Class C 2026	Staff costs are additional (staff rates increase 1½ times per hour on holidays)
\$49.00	\$49.00	\$69.00	\$72.00	Small gym, Athletic use, per hr
\$64.00	\$64.00	\$92.00	\$96.00	Small gym, Non-Athletic use, per hr
\$62.00	\$62.00	\$88.00	\$94.00	Large gym, Athletic use, per hr
\$112.00	\$112.00	\$160.00	\$166.00	Large gym, Non-Athletic use, per hr

ENVIRONMENTAL LEARNING CENTERS

- **Group-Guided Nature Walks**

NOTE: Group-Guided Nature Walks may be conducted in cooperation with Environmental Learning Center Advisory Councils. Fees are established by the Advisory Council and may be obtained by calling the specific facility of interest (*see Appendix A for facility telephone numbers*).

- **Camp Long**

Group Day Use Booking Fee

NOTE: This reservation is for fire ring or rock/glacier reservations. Rock/glacier reservations require risk management review. Group Day Use is restricted to a maximum number of 250 participants. Schurman Rock, Glacier slab, and Fire Ring fees are non-refundable.

2025	2026	
\$8.00	\$8.00	Schurman Rock, Glacier slab, per hour (minimum 4 hrs), Group size 1-20 (insurance also required)
\$10.00	\$10.00	Fire Ring, per hour (minimum 4 hrs), Group size 1-50
\$11.00	\$11.00	Fire Ring, per hour (minimum 4 hrs), Group size 51-100
\$12.00	\$12.00	Fire Ring, per hour (minimum 4 hrs), Group size 101-150
\$14.00	\$14.00	Fire Ring, per hour (minimum 4 hrs), Group size 151-200
\$18.00	\$18.00	Fire Ring, per hour (minimum 4 hrs), Group size 201-250
\$50.00	\$50.00	Refundable damage/cleaning deposit

Cabin Rentals

NOTE: Overnight use of Cabins is restricted to a maximum number of 120 participants (i.e., 10 cabins @ 12 per cabin). Cabin fees are non-refundable.

2025	2026	
\$50.00	\$50.00	Per night, per cabin (maximum of 12 persons per cabin)
\$50.00	\$50.00	Refundable damage deposit per cabin
\$25.00	\$25.00	Per hour for “exclusive use” of Kitchen [^]

Meeting Rooms

NOTE: A non-refundable booking fee per site is required for ALL rentals in addition to the hourly rates. An additional charge is required for staff and the use of certain types of equipment, subject to availability at the facility. “*Additional Fees for Meeting Rooms*” (*below*) may apply.

2025	2026	
\$54.25	\$54.25	Main Hall, per hour
\$42.25	\$42.25	Wonder Lab, per hour
\$42.25	\$42.25	Patio area, per hour (<i>also available at Discovery Park</i>)
\$30.25	\$30.25	Kitchen [^] , per hour

[^] Kitchens are not available for commercial use unless used in conjunction with a scheduled community special event held on the park site.

Additional Fees for Meeting Rooms at Camp Long

2025	2026	
\$75.00	\$75.00	Alcohol fee (insurance also required)
\$25.00 - \$250.00	\$25.00 - \$250.00	A non-refundable per hour maintenance fee may be charged and collected prior to the event as determined based upon event size, number of participants and anticipated labor required for maintenance and cleaning for the activity.
\$500.00	\$500.00	Damage deposit with alcohol at event
\$250.00	\$250.00	Damage deposit without alcohol at event

Picnic Shelters

2025	2026	Rates are applied the same as other shelter and picnic fees <i>(see page 29 for details) – Picnic shelter fees are non-refundable.</i> <i>See page 30 for Day Camp rates.</i>
\$80.00	\$80.00	West Shelter – <i>per day rate (tables included)</i>
\$90.00	\$90.00	East Shelter – <i>per day rate (tables included)</i>

Challenge Course

2025	2026	NOTE: Challenge Course is for groups ONLY
\$150.00	\$150.00	Portable Challenge Facilitator, up to 2 hours, with contractual agreement
\$125.00	\$125.00	Half-day facility rental (per 15 youth participants) ^{A,B}
\$250.00	\$250.00	Full-day facility rental (per 15 youth participants) ^{A,B}
\$62.50	\$62.50	Half-day reduced rate on challenge course facility rental fee for qualifying groups serving low-income youth. ^A
\$125.00	\$125.00	Full-day reduced rate on challenge course facility rental fee for qualifying groups serving low-income youth. ^A
\$175.00	\$175.00	Per Facilitator, half day, with contractual agreement
\$35.00	\$35.00	Corporate Groups (per person)
\$80.00	\$80.00	Facilitator Training Program (per day) ^B

^AScholarships may be awarded to non-profit groups that can meet guidelines (as funds allow).

^BParticipants who are current members of WSU-4H sponsored groups will receive a 60% discount on Challenge Course fees.

Adventure/Activity Camps

2025	2026	NOTE: For middle to high school age youth
\$350.00	\$350.00	5-day camp, per person

Play & Zip

2025	2026	
\$30.00	\$30.00	Drop-in Program, per person (ages 14 and up)

- **Discovery Park & Carkeek Park**

Visitor's Center & Room Rentals: See “Community Meeting Rooms and Gymnasiums” section for further explanation of classification determinations and room rental information.

BATHHOUSE, BOATHOUSE, PUMPHOUSE, AND SHELTERHOUSE RENTALS, AND MAGNUSON PARK INDOOR RENTALS

A non-refundable booking fee is required for ALL rentals in addition to the hourly rates.

2025	2026	
\$125/hour	\$130/hour	Alki Beach Bathhouse Building Rental – Main Hall and painting room <ul style="list-style-type: none"> • 4 hr minimum rental
\$45/hour	\$47/hour	Alki Beach Bathhouse Patio (cannot be rented separately; must be rented in addition to Main Hall)
\$10/hour	\$10/hour	Cal Anderson Shelterhouse Building Rental – Main Hall <ul style="list-style-type: none"> • 2 hr minimum rental
\$80/hour	\$83/hour	Dakota Place Shelterhouse Building Rental – Friday, Saturday or Sunday ONLY - includes exclusive use of Main Hall, side room & kitchenette <ul style="list-style-type: none"> • 3 hr minimum rental
\$50/hour	\$52/hour	Dakota Place Shelterhouse outside Patio (cannot be rented separately; must be rented in addition to shelterhouse)
\$280/hour	\$290/hour	Golden Gardens Bathhouse Building Rental – includes Main Hall, kitchen, & meeting room <ul style="list-style-type: none"> • 4 hr minimum rental Monday through Thursday • 8 hr minimum rental Friday, Saturday, or Sunday
\$35/hour	\$35/hour	Madrona Playfield Shelterhouse Building Rental – Main Hall <ul style="list-style-type: none"> • 2 hr minimum rental
\$230/hour	\$240/hour	Mt Baker Boathouse STANDARD Room Rental – Main Hall (includes kitchen and amenities) <ul style="list-style-type: none"> • 5 hr minimum rental - applies to rentals on Friday, Saturday or Sunday
\$150/hour	\$156/hour	Mt Baker Boathouse DISCOUNT Room Rental – Main Hall (includes kitchen and amenities) <ul style="list-style-type: none"> • 3 hr minimum rental – applies to rentals on Monday through Thursday at any time of the day • 3 hr minimum rental – applies to rentals on Friday, Saturday, or Sunday with rental event ending no later than 2:00pm
\$20/hour	\$20/hour	Mt. Baker Boathouse Small Room
\$45/hour	\$45/hour	Pinehurst Shelterhouse Building Rental – Main Hall <ul style="list-style-type: none"> • 2 hr minimum rental
\$50/hour	\$50/hour	Pritchard Beach Bathhouse Building Rental – Main Hall <ul style="list-style-type: none"> • 2 hr minimum rental
\$42/hour	\$42/hour	Ross Playfield Shelterhouse Building Rental – Main Hall <ul style="list-style-type: none"> • 2 hr minimum rental
\$20/hour	\$20/hour	Ward Springs Pumphouse Building Rental – Main Hall 2 hr minimum rental

¹To facilitate cost recovery for Mt Baker space rentals, the “Standard” fee includes an additional \$135/hour surcharge and the “Discount” fee includes an additional \$85/hour surcharge assessed by the Mt Baker Boating Advisory Council who funded the construction project and equipment purchases.

- **Add'l Fees for Bathhouse, Boathouse, Pumphouse & Shelterhouse**

2025	2026	
\$75.00	\$78.00	Alcohol fee (insurance also required)
\$25.00 - \$250.00	\$25.00 - \$250.00	A non-refundable per hour maintenance fee may be charged and collected prior to the event as determined based upon event size, number of participants and anticipated labor required for maintenance and cleaning for the activity.
\$500.00	\$500.00	Damage deposit with alcohol at event
\$250.00	\$250.00	Damage deposit without alcohol at event

- **Warren G. Magnuson Park**

Note: Magnuson Park artist studios are available via License Agreement with Seattle Parks and Recreation. The rental rate for these studios at the time of signing a License Agreement will not exceed 75% of market rate for these spaces. Market rates are determined via a consultant study commissioned by SPR. The intent behind this pricing guideline is to preserve the presence of the arts in Magnuson Park as the value of Seattle property continues to rise. A non-refundable Booking Fee applies for indoor rentals.

Application Fees

2025	2026	
\$75.00	\$78.00	Application Fee, non-refundable for Use Permit Fee
\$30.00	\$32.00	Per location per day film shoots
\$50.00	\$52.00	First Amendment use permit fee
10% of gross + rental charges	10% of gross + rental charges	Admissions, booths, and sales revenue (includes all performance revenue)
\$75.00	\$78.00	Alcohol use fee (insurance also required)*
Up to 25 - \$212.50 Up to 50 - \$425 Up to 100 - \$850	Up to 25 - \$225.00 Up to 50 - \$450 Up to 100 - \$900	Tables
Up to 100 - \$250 Up to 250 - \$625 Up to 500 - \$1,250	Up to 100 - \$275 Up to 250 - \$687.50 Up to 500 - \$1,375	Chairs
\$75-250	\$75-\$250	A non-refundable per hour maintenance fee may be charged and collected prior to the event as determined based upon event size, number of participants and anticipated labor required for maintenance and cleaning for the activity
\$250.00	\$250.00	Refundable Damage deposit for events without alcohol
\$500.00	\$500.00	Refundable Damage deposit for events with alcohol

*Alcohol must remain in facility. Alcohol is not permitted during operating hours.

Special Amenity Facility/Site Rentals

2025	2026	<i>Note: Staff fee not included. *Tables & chairs rented separately</i>
\$91/hour	\$95/hour	Bldg 30 Workshop
\$102/hour	\$106/hour	West Wing – Admiral’s Office, office/kitchen, 4-hour minimum
\$295/hour	\$307/hour	Hangar 30, hourly weekend rate* (Fri-Sun)

\$210/hour	\$218/hour	Hangar 30, hourly weekday rate (Mon-Thurs)
\$115/hour	\$120/hour	Hangar 30, hourly weekday rate for regular evening rentals
\$27/hour	\$28/hour	Bldg 406 Brig, Belvedere room & Hawthorne Hills room
\$60/hour	\$62/hour	Bldg 406 Brig, Garden room
\$79/hour	\$82/hour	Bldg 406 Brig, Matthews Beach and View Ridge rooms
\$170/hour	\$177/hour	Garden Amphitheater, 2 hour minimum (Ceremonies)
\$295/hour	\$307/hour	**Parking area use fee – 25 or fewer spaces blocked per day (<i>Building 30 parking lots only</i>)
\$65/hour	\$68/hour	*Hourly use fee for Community, Natural, Special Use and Recreation Area parks (<i>Magnuson Park only</i>)

* Hourly use fee for Park Use Permits for all events except those constitutionally protected or those events covered under separate agreement. Contact Event Management office at 206-684-4081 for further information.

** *Parking area use fees apply to designated parking areas in some parks that the Parks Department deems necessary to reserve for events.*

Facility/Site Rentals

2025	2026	
50% of regular room rate	50% of regular room rate	Class A room rate per hour (+ booking fee) – <i>see Class A requirements on page 19</i>
\$48.25	\$48.25	Gym, athletic use, per hour
\$132.25	\$132.25	Gym, non-athletic use, per hour
\$42.25	\$42.25	Small room rate, per hour
\$54.25	\$54.25	Medium room rate, per hour
\$72.25	\$72.25	Large room rate, per hour
\$30.25	\$30.25	Kitchen rate, per hour

- **Washington Park Arboretum (Graham Visitor's Center)**

All fees are collected by the Arboretum Foundation. Please refer to the Arboretum's website for the current fee schedule. <https://botanicgardens.uw.edu/washington-park-arboretum/visit/venue-rental/>

MOORAGE, DOCKING, AND BOAT RAMP FEES

MOORAGE FEES

- **Leschi and Lakewood Marinas**

Moorage fees and all other marina facility or service fees will be established by a business vendor through the bidding process as authorized by separate ordinance. Moorage hours will be prominently posted at all times at each marina entrance. Contact the following for fees or any other information regarding Marinas:

Leschi Marina or Lakewood Marina: (206) 708-4619

DOCKING FEE (includes various Parks Department docks)

2025	2026	
\$75/day	\$75/day	Load/unload; short term moorage slip use + Application/Use Permit Fee
\$75.00	\$75.00	Application/Use Permit fee

Note: For Lake Union docking fee information, please contact the Center for Wooden Boats at (206) 382-2628.

BOAT RAMPS

2025	2026	
\$12.00	\$12.00	Daily Permit fee – consecutive daily permits may be purchased to allow for overnight parking (not to exceed 4 nights).
\$150.00	\$150.00	Annual Permit fee – overnight parking privileges not to exceed four consecutive nights.
\$75.00	\$75.00	Annual Permit fee (low income rate) – overnight parking privileges not to exceed four consecutive nights.

LAKE UNION PARK HISTORIC SHIPS WHARF

- **Center for Wooden Boats Fees**

Temporary use by vessels of the wharf and north seawall at Lake Union Park is managed by the Center for Wooden Boats under contract with Seattle Parks and Recreation. Fees are established by the Center for Wooden Boats consistent with and subject to the contract between Center for Wooden Boats and Seattle Parks and Recreation. For information, call 206-382-2628.

PARTICIPATION FEES

RECREATION PARTICIPATION FEES

As a service to the public, the Seattle Parks and Recreation may contract with Advisory Councils, or the Associated Recreation Council to collect fee payments. The contract shall require the Advisory Council or Associated Recreation Council to remit the participation fee to the City.

- **Community Center and Outdoor Recreation Class Fee**

2025	2026	
4.0%	4.0%	Percent of fee for all Advisory Council sponsored classes, programs, and sessions at community centers and for outdoor recreation programs.

- **Lifelong Recreation Program Participation Fees**

NOTE: These fees only apply to programs offered through the Department’s Senior Adult Section. Senior adult fees for participation in other programs are listed elsewhere in this Fees and Charges Schedule. Where there is no senior adult fee listed for the activity, the adult fee will apply.

2025	2026	
4.0%	4.0%	Percent of Senior Adult Advisory Council class fee paid by registrants for all advisory council sponsored classes, programs and field trips.

- **Small Craft Center Class Participation Fees**

2025	2026	
17.5%	17.5%	Rowing Advisory Council fee (paid in quarterly installments)
18%	18%	Seattle Canoe Club (paid in quarterly installments)
12%	12%	Mt Baker Boating Advisory Council (paid in quarterly installments)

RESERVATIONS

• Park Area Ceremony Fee

NOTE: Areas are available in many parks for various special ceremony uses. See “USE PERMITS – General Provisions” for standard application Park Use Permits.

2025	2026	
\$200.00	\$208.00	Hourly fee, with 3-hour minimum for garden weddings or ceremonies at Kubota Gardens and Parsons Gardens
\$170.00	\$177.00	Hourly fee, with 2-hour minimum for wedding or ceremonies at Alki Beach Park, Golden Gardens Park, Hamilton Viewpoint, Sunset Hill Viewpoint, Volunteer Park, and Washington Park Arboretum, Magnuson Garden Amphitheater
\$148.00	\$154.00	Hourly fee, with 2-hour minimum to use parks not listed above for weddings or other ceremonies

• Picnic Reservation Fee

NOTE: Tables at shelters are not included in shelter price and are charged separately. **Shelter rental must include shelter price plus fee for each table.**

2025	2026	
\$60.00 - \$90.00	\$60.00 - \$90.00	Each Shelter per HALF-day ranges depending on location. Additional fees will apply to the tables under the shelter.
\$110.00 - \$160.00	\$110.00 - \$160.00	Each Shelter per FULL-day ranges depending on location. Additional fees will apply to the tables under the shelter.
\$25.00	\$26.00	Each Table, per day (Mon-Fri)
\$30.00	\$31.00	Each Table, per day (Sat-Sun)
\$15.00	\$15.00	Each Table, per half day (Mon-Fri)
\$20.00	\$21.00	Each Table, per half day (Sat-Sun)
\$25.00	\$26.00	Reschedule fee (14-day notice required to reschedule)

• Day Camps Booking Fee

2025	2026	
50% discount of Shelter and/or Table fees	50% discount of Shelter and/or Table fees	Discount of “Picnic Reservation Fees” and Camp Long Shelters as found in Fees and Charges, plus \$75 use permit application fee.

PERMITS

USE PERMITS

Use Permits authorize non-department groups to utilize Seattle Parks and Recreation property for special events (i.e., runs, boating, concerts, day camps, community festivals, rallies, commercials, etc.). Additional charges may apply to cover direct cost of special services/requests.

- **General Provisions**

NOTE: Insurance shall be required when the planned event or any structure, activity or feature thereof presents a significant risk of liability or loss for the City, its officers, or for the applicant, due to personal injury or property damage. The insurance requirement shall not apply to events where the sole activity consists of expression protected by the First Amendment and does not involve the use of any structures, vehicles, equipment, apparatus or machinery that creates a significant risk of personal injury or property damage. In addition, an application fee will be collected upon formal written application. This fee is non-refundable, except when the Department denies a request.

2025	2026	
\$50.00	\$52.00	Application fee – First Amendment Events, including political activities.
\$75.00	\$78.00	Standard Application fee – Use Permits (i.e., runs, boating, concerts, day camps, community festivals, rallies, seasonal concession permits, etc.)
\$30.00	\$31.00	Booth fee – As part of a special event, a charge of \$30.00 in 2025 and \$31.00 in 2026 per booth or 10% of gross sales, whichever is greater.
10% of gross sales on Parks property	10% of gross sales on Parks property	<u>For events OPEN to the general public without restriction:</u> Events with booths that pay a participation fee (paid to the event organizer) – pay 10% of Gross Sales from entire event collectively, OR, pay 10% of their vendor participation booth fee, per booth. Example: If booth participation fee is \$500 to sell their items in the event, then \$50 of that gets paid to Parks. Any sales received outside of a booth still pay 10% of sales; Ex: admission/entry fee, food trucks, etc.

The greater of 10% of gross sales on Parks property or \$5,000	The greater of 10% of gross sales on Parks property or \$5,000	<p><u>For events that RESTRICT general public access:</u></p> <p>For events that restrict or limit access to the general public through the use of controlled entry points the percentage of sales fee shall be set at \$5,000.00 per day minimum or 10% of the gross receipts for those items not free, whichever is greater. In these cases, the percentage of sales applies to all admissions, registration fees or tickets, including those not purchased on Parks property collected before during or after the event.</p> <p>This minimum percentage of sales fee will be added to the park use reservation and must be paid in advance with all fees due prior to permitting. When sales generate additional fees, those fees are due within 10 days of the expiration of the permit.</p>
The greater of 10% of gross sales on Parks property or \$10,000	The greater of 10% of gross sales on Parks property or \$10,000	<p><u>For events that EXCLUDE general public access:</u></p> <p>For events that exclude the general public because the event is private in nature and restricted to a specific group or invited attendees, the percentage of sales fee shall be set at \$10,000.00 per day minimum or 10%, whichever is greater. In these cases, the percentage of sales fee applies to all admissions, registration fees or tickets, including those not purchased on Parks property collected before during or after the event. These fees apply to all days of event set up, event execution and event break down while the event area is restricted to the general public.</p> <p>This minimum will be added to the park use reservation and must be paid in advance with all fees due prior to permitting. When sales generate additional fees, those fees are due within 10 days of the expiration of the permit.</p>
\$25.00	\$26.00	Load/Unload fee, per vehicle – for short-term access into non-parking areas or those areas accessed through a locked gate or bollard.
\$120.00	\$125.00	Utility hook-up fee – for Electrical & Water hook-up performed by Department personnel.
\$75.00	\$78.00	Alcohol use permit fee
\$75.00	\$78.00	Supplemental Late Application Fee – for requests submitted less than 6 working days before event. (Fee does not apply to First Amendment events)
\$100.00	\$104.00	Per surface (advertising banner, canopy/tent wall, sign, vehicle surface, inflatables, other) per day – for posting signage (including signage that contains both commercial and non-commercial elements) in a park in conjunction with a park use permit.
\$20.00	\$21.00	*Hourly use fee for Triangles, Circles, Squares, Pocket parks, Boulevards, and the Burke Gilman Trail
\$35.00	\$37.00	*Hourly use fee for Downtown & Neighborhood parks
\$55.00	\$57.00	*Hourly use fee for Community, Natural, Special Use and Recreation Area parks

\$65.00	\$68.00	*Hourly use fee for Community, Natural, Special Use and Recreation Area parks (<i>Magnuson Park only</i>)
\$295.00	\$307.00	**Parking area use fee – 25 or fewer spaces blocked per day
\$350.00	\$364.00	**Parking area use fee – 26-50 spaces blocked per day
\$700.00	\$728.00	**Parking area use fee – 51 or more spaces blocked per day

* Hourly use fee for Park Use Permits for all events except those constitutionally protected or those events covered under separate agreement. Contact Event Management office at 206-684-4080 Ext. 3 for further information.

** Parking area use fees apply to designated parking areas in some parks that the Parks Department deems necessary to reserve for events.

• Permits and Agreements for Activity Permits

In order to provide positive activation to parks, needed amenities for park users and services that enhance the park experience or provide applicable opportunities that the Department does not provide, agreements and permits are periodically issued to interested parties and organizations and small businesses. Permits are mandatory for doing business in a park. NOTE: Rating criteria emphasis is put on WMBE businesses and those businesses are encouraged to register in the City's WMBE database. Activities must align with the Department mission and goals. Activity (Fitness and Nature Education) opportunities are advertised on the Department website year-round.

2025	2026	<i>All fees are payable in advance at the time the permit is purchased.</i>
\$75.00	\$75.00	Permit Administrative fee – Activities (Fitness & Education classes) operating less than ten (10) hours per week with fewer than 35 participants at any time.
\$75.00	\$75.00	Monthly (per park) Permit fee – Activities (Fitness or Education) operating, but not vending in the Parks with fewer than 35 participants and less than ten (10) hours per week operating in a park.

• Use of Park Facilities for Filming/Photography

NOTE: Regular permit fees apply to below charges, including late permit fee.

Commercial filming and photography for advertising within the City of Seattle is covered under the Seattle Filming Ordinance. All of the information that you need about filming in Seattle can be found in the Seattle Film Manual, located online at <http://www.seattle.gov/filmandmusic/film/film-permits>

2025	2026	
\$30.00	\$32.00	Per 4-hour block of time, per park, for commercial filming/photography (wedding photos, graduation photos, etc.). NOTE: Fees for Garden Sites may be higher, depending upon time of year and/or days requested.

• First Amendment Vending

Persons may apply for a permit to vend merchandise that is inherently expressive or in which a political, religious, philosophical or ideological message is inextricably intertwined. Such "First Amendment Vending" is governed by regulations adopted by the Seattle Parks and Recreation.

When conducted on a park drive or boulevard, First Amendment Vending is subject to a base permit fee of seventy-five dollars (\$75.00) in 2025 and seventy-eight dollars (\$78.00) in 2026 for a monthly site permit. When conducted within a park, First Amendment Vending is subject to a monthly base permit fee of seventy-five dollars (\$75.00). Questions concerning the First Amendment Vending Regulations may be directed to the Parks Concessions Coordinator at 206-233-0063.

- **Construction Plan Review**

The Seattle Parks and Recreation (SPR) charges a fee of \$128 per hour in 2025 and \$133 per hour in 2026 for our cost of construction plan reviews, including review of development plans from both private and public entities that affect park property. This SPR fee is in addition to the fee currently charged by the Department of Planning and Development (DPD), excluding Public Works projects which are requested for review outside the DPD review process. The DPD fee includes elements to reimburse DPD, Seattle Public Utilities (SPU), the Department of Health, and Seattle Department of Transportation (SDOT), for the plan review work done by their staff. For further information, please contact the Parks Planning & Development section at 206-684-4860.

PERMITS FOR NON-PARK USES of PARK PROPERTY (Revocable Use Permits or RUPs)

• General Provisions & Fees

Revocable Permits to Use or Occupy Park Property, commonly called Revocable Use Permits, are issued by the Superintendent of Parks and Recreation, under authority of Seattle Municipal Code (SMC) 18.12.042, 18.12.045, and 18.12.275, for various short-term or on-going (i.e., Limited Term or Continuing Use, respectively) **non-park uses** of public land under the control of the Seattle Parks and Recreation. **Permits are revocable upon thirty (30) days' notice** or immediately upon failure of the Permittee to comply with the terms and conditions of the Permit. **Unauthorized use of park property**, including failure to apply for and obtain a Revocable Use Permit, **is unlawful and subject to enforcement** actions or other remedies as specified in SMC 18.30 or other applicable law.

In accordance with the Policy on Non-Park Uses of Park Lands, as endorsed by City Council Resolution 29475, it is the policy of the Seattle Parks and Recreation to **limit authorized non-park uses of park land to the fullest extent practicable**. Fees and conditions set for Revocable Use Permits **are intended to discourage private, non-park uses of park lands**; encourage the elimination of encroachments; and promote private and public cooperation in maintenance of park lands in a manner consistent with a public park-like character.

Consideration of any permit application requires payment of an Application Fee, unless City action to a public right-of-way resulted in inaccessibility from other than park property. The **Application Fee is non-refundable**. Issuance of a permit requires payment of a Permit Fee which is:

- a **fixed daily fee** (i.e., **Limited Term permit fee**); and/or
- calculated in accordance with a **formula (Continuing Use permit fee)**; or
- a **minimum** permit fee.

Application Fees and Permit Fees are set periodically by ordinance. Under exceptional circumstances, the Superintendent of Parks and Recreation may waive or reduce the Revocable Use Permit Fee, in accordance with criteria established by SMC 18.28.030 or SMC 18.28.040. Creek restoration projects proposed by other City departments are specifically exempted from permit fees of any kind as the City recognizes these projects as valuable enhancements to its parks and recreation assets. In determining whether the Permit Fee should be **waived or reduced**, the Superintendent shall be guided by:

- The benefit to the public and the direct benefit to the park system;
- The frequency and/or amount of usage requested;
- The effect on and fairness to other park users;
- Consistency with policies underlying the fee schedule and SMC Chapter 18; and
- The consequences of denying the request.

The Superintendent may authorize the **acceptance of permanent physical improvements**, such as constructed improvements or landscaping, as compensation in lieu of the Permit Fee in those circumstances where the proposed in lieu compensation can be shown to be equal to, or greater, in value than the calculated or set amount of the Permit Fee, provided that the Superintendent shall not

accept such in lieu compensation where the improvement is inconsistent with the City's health, safety or aesthetic standards, the mission or policy of the Parks Department, or conveys any message that is not adopted by the City.

Waiver or reduction of the Permit Fee **does not necessarily waive or reduce other fees, charges, requirements, or obligations** in connection with issuance of a Revocable Use Permit including Application Fee, Inspection Fee, processing charges, insurance or indemnity requirements, or restoration requirements.

Limited Term Permit Fee

Limited Term permits may be issued for necessary uses of park property for brief periods of time, generally expected to be **limited to ninety (90) days or less**; however, Limited Term permits may be issued for uses expected to continue beyond ninety (90) days. **Examples of activities** for which Limited Term permits may be issued include removal of encroachments, installation of landscaping consistent with Department guidelines, utility installations, and temporary access.

The Limited Term permit fee will be **charged at a daily rate from the date the permit is issued or the date the use or occupancy of park property began, whichever is earlier**, until the activity is completed and all conditions of the permit, including restoration of any damage to park land, have been satisfied. If seasonal factors, such as planting conditions or construction prohibitions, warrant a delay between the time the use or occupancy of park property is completed and the time the restoration is completed, no Permit Fee shall be charged for the interim period, unless the park land is unavailable for the use or enjoyment of the public.

If a Revocable Use Permit is issued for a use of park land that is expected to continue for a limited period of time, such as a Limited Term permit, but for a **period exceeding ninety (90) days**, the fee shall be the daily rate set for Limited Term permits for the first ninety (90) days; the fee for the period exceeding ninety (90) days shall be calculated in accordance with the Continuing Use permit fee.

Under no circumstances shall a Limited Term permit fee be converted to a lesser fee due to extension of the anticipated completion date of the permitted activity. If upon inspection it is determined that the permit conditions have not been satisfied, charges for additional daily fees at the same rate shall accrue until conditions have been satisfied.

Continuing Use Permit Fee

Continuing Use permit fees shall be charged for **uses expected to continue for an extended period of time, generally beyond ninety (90) days (e.g., encroachments or other non-park uses that will not be corrected or eliminated within a ninety (90) day period)**. Continuing Use permit fees shall be calculated using a **formula** based on land **Value**, **Area** of use, a **Barrier** factor, and a **Rate** of return (**V x A x B x R**).

The **Value** of the park land used shall be determined by calculating the average of the **assessed value** per square foot of the benefited property and the assessed values per square foot of **comparable** (i.e., similarly zoned, having similar amenities such as waterfront or view), nearby (within a distance not to exceed 1,000 feet) **non-park properties**.

The **Area** shall be the total of the square footage of park land actually used or occupied for non-park purposes and/or the square footage of park land that is subject to a barrier to public use and/or enjoyment.

The **Barrier Factor** is a multiplier of 1 or less than 1, representing the extent of barrier to public use and enjoyment, as set by the following scale. If two or more Barrier Factors may apply, the greater factor shall apply.

Factor: **1.00** Full use and/or occupancy of area, preventing public use or occupancy of the area (e.g., a private structure); or creation of a physical barrier denying public use or access to the area (e.g., a fence or hedge);

.70 Creation of a perceptual barrier by improvements or actions that capture the public space for private use (e.g., paving, shrubbery, other plantings);

.35 Private landscaping or other improvements on park land that violate, exceed, or are inconsistent with established design guidelines or reasonable standards intended to preserve the public park-like character of park lands (e.g., private access drive or walkway in excess of standard; private lighting or safety railings that exceed a security function).

The **Rate** of return (i.e., land capitalization rate) is set at 10%.

Continuing Use permit fees for permit **periods of less than twelve (12) months are payable in full prior to permit issuance**. Continuing use permit fees for permit periods anticipated to continue for twelve (12) months or more may be pro-rated and annualized and payable in advance for such annualized date as the Department shall establish. If the permit period is shorter than anticipated, the permit fees paid in advance shall be prorated for the time used and over-payment shall be refunded, except in the case of revocation due to Permittee's failure to comply with the terms and conditions of the permit, in which case no refund shall be given. **Permits for utility installations, such as electrical, natural gas, or telephone service, shall be charged as Limited Term permits**, based on the permit period necessary for installation.

There is no Permit Fee charged for Limited Term permits of ninety (90) days or less issued expressly to allow the removal or elimination of an encroachment onto park land.

There is no Permit Fee charged for certain non-park uses of park land which may be allowable by property right, such as driveway access from the roadway portion of a park boulevard if access is not available from any other right-of-way, or pedestrian walkway from a public sidewalk to the abutting private property, if such uses comply with established design guidelines or reasonable standards intended to preserve the public park-like character of park lands.

Revocable Use Permit FEE SCHEDULE

2025	2026	
\$200	\$200	Application Fee (non-refundable; includes one (1) on-site inspection and two (2) hours of staff time for reviewing and processing application)
\$200	\$200	Inspection and/or Monitoring, per hour (Application fee includes one on-site inspection. Additional on-site charges at \$200.00 per hour may be assessed, for on-site inspections and/or monitoring, if specified in the Permit or if necessary in the Department's judgment, due to Applicant's or Permittee's action(s), or failure to comply with the terms and conditions of the permit.)
\$250	\$250	Limited Term Permit, per day, OR \$325.00 minimum, whichever is greater
Formula	Formula	Continuing Use Permit, determined by formula ($V \times A \times B \times R$) OR \$650.00 minimum, whichever is greater
\$130	\$130	Processing Charges, per hour (costs of staff time in excess of two (2) hours to review and process permit applications; payable prior to permit issuance.)

PROMOTIONAL & MARKETING FEE WAIVERS & REDUCTIONS

The Superintendent of the Seattle Parks and Recreation is authorized, as provided in SMC 18.28.020, to waive or reduce entry or use fees from those contained in an approved fee schedule in conjunction with the promotion and marketing of Park and Recreation programs.

EXAMPLES OF FEE WAIVERS & REDUCTIONS

Authorized activities include, but are not limited to, the following arrangements:

1. **Sponsored days:** A sponsored day or activity for which a sponsor pays the Department a fixed fee, a matching amount, or supplies advertising, service, or other benefit. In exchange, the Department provides free public entry use of the facility, or free or reduced entry for a certain segment of the public (e.g., children under 12, senior citizens, anyone donating clothing or food for a drive for those in need); for a special group of the public (e.g., participants in a community parade); or to the first entrants up to a specified number.
2. **Bonus and prizes:** The Department may distribute to users or entrants an item supplied by the sponsor (e.g., a button, a balloon, literature, an item of apparel, or a donated prize for an achievement).
3. **Combination tickets:** The Superintendent may issue a combination ticket for use of multiple City facilities or participation in multiple City events. A combination ticket may also take the form of a reciprocal discount or credit. For example, presentation of a ticket stub or coupon from an aquarium in another city may entitle the holder to a credit on admission to the Seattle Aquarium when a receipt for paid entry to Seattle's Aquarium entitles the holder to like privileges in the facility of the other city. In those cases, where a combination ticket is authorized, combining multiple events and facilities:
 - The combined ticket price may be less than the amount that would be paid for each entry or event singly;
 - The combined ticket shall expire within a time period after the ticket's sale or first usage, with said period to be determined by the Superintendent of the Seattle Parks and Recreation or his or her designee; and
 - The City and any other participant organizations shall apportion the revenue from the combined sale by a ratio or formula.
4. **Discount Coupons:** A coupon allowing two people to enter for the price of one person, or the coupon holder to enter at a reduced rate. Coupons may be offered through a sponsor who makes a payment to the City or who provides special advertising in return. For example, the coupon may accompany an advertisement in a widely distributed publication for tourists, which contains similar coupons for other attractions. The Department may also use coupons as a way of reaching out to a group or segment of the citizenry, who would not attend or use the facility at the established fee.

5. **Prepaid Passes:** During special hours or otherwise, admission may be sold to a tour company, the organizer of a convention, or an association at an aggregate fee for all members and the participants may be granted entry, either as a group or individually, at the hours or on the days authorized by presenting a ticket or other indication of pre-payment.
6. **Departmental Free or Half-Price Days:** “Senior citizens’ days” may be offered during which time people over a minimum age are admitted free; a free day may be provided for the public to see and enjoy an exhibit financed through a bond issue or by a public fund-raising drive; on a “Kids’ Day” or “Neighborhood Day,” admission may be free for children and low income adults; a free golf lesson day for kids may be provided; or free swimming day at our pools may be provided.
7. **Promotional Purposes:** The Department may offer extended evening hours or special discounts during specific periods in the year to encourage high attendance at our park facilities. Some examples include, but are not limited to, the following:
 - (a) Extended Aquarium hours and special discounts during the summer.
 - (b) Extended special discount for swimming fees during the summer.

APPENDIX

APPENDIX A - Facility Phone Numbers

(Area Code 206)

AQUARIUM

Administrative Office	386-4300
Member/Group Sales/Registrar	386-4353

AQUATICS FACILITIES

ROWING & SAILING CENTERS

Green Lake Small Craft Cntr ...	684-4074
Mt. Baker Rowing & Sailing ...	386-1913

SWIMMING POOLS

Ballard Pool	684-4094
Colman Pool (summer only)	684-7494
Evans Pool	684-4961
Madison Pool	684-4979
Meadowbrook Pool	684-4989
Medgar Evers Pool.....	684-4766
Mounger Pool (summer only) ..	684-4708
Queen Anne Pool	386-4282
Rainier Beach Pool	386-1925
Southwest Pool.....	684-7440

ARBORETUM/GARDENS

WA Arboretum Visitor Center.....	543-8800
Japanese Gardens	684-4725

GOLF DRIVING RANGES

DRIVING RANGES

Interbay	285-2200
Jefferson	763-8989

GOLF COURSES

Green Lake (Pitch & Putt)	632-2280
Interbay	285-2200
Jackson Park.....	363-4747
Jefferson Park.....	762-4513
West Seattle	935-5187
West Seattle Clubhouse	
Restaurant (Banquets)	932-7577

MOORAGES AND BOAT RENTALS

Green Lake Boat Rentals	527-0171
Lakewood Moorage	722-3887
Leschi Moorage	325-3730

RENTAL FACILITIES

COMMUNITY CENTERS

Alki	684-7430
Ballard.....	684-4093
Bitter Lake	684-7524
Delridge.....	684-7423
Garfield	684-4788
Green Lake.....	684-0780
IDC CC	233-0042
Hiawatha	684-7441
High Point	684-7422
Jefferson.....	684-7481
Laurelhurst	684-7529
Loyal Heights.....	684-4052
Magnolia	386-4235
Meadowbrook	684-7522
Miller.....	684-4753
Montlake	684-4736
Northgate.....	386-4283
Queen Anne	386-4240
Rainier.....	386-1919
Rainier Beach.....	386-1925
Ravenna-Eckstein	684-7534
South Park.....	684-7451
Southwest.....	684-7438
Van Asselt	386-1921
Yesler	386-1245

ENVIRONMENTAL LEARNING CENTERS

Camp Long	684-7434
Carkeek Park.....	684-0877
Discovery Park.....	386-4236
Seward Park	684-4396

OTHER FACILITIES

Langston Hughes Performing	
Arts Center	684-4757

SAND POINT/MAGNUSON PARK

Community Center.....	684-7026
-----------------------	----------

SEATTLE (Amy Yee) TENNIS CENTER

Indoor & Outdoor courts.....	684-4764
------------------------------	----------

APPENDIX B - Permit, Reservation, and Information Phone Numbers

(Area Code 206)

Athletic Field/Court Scheduling

Field Scheduling – Individual	684-4077
Field Scheduling – League.....	684-7210
Tennis	
Indoor courts	684-4764
Outdoor courts	684-4764
Outdoor courts (Tennis Center)	684-4764

General & Group Reservations

Day Camp Reservations.....	684-4081
Picnic Area Reservations	684-4081
Weddings	
Camp Long (outdoor)	684-7434
Facility (indoor) (call specific facility)	
Park areas	684-4081

Specialized Permits & Contracts

Boat Launch Permits	684-7249
Commercial Use Permits	684-0902
Concession Contracts	684-8002
Construction Plan Review.....	684-4860
Events & Filming (held on Park property)	
Commercial events.....	684-4080
Film Permits.....	684-4081
@ Magnuson	233-7892
Special Events	684-4080
Revocable Use Permits	684-4860
Special Events Permits.....	684-4080
Special Events at Magnuson Park..	233-7892
Tree Trimming	684-4713

Information

General Information.....	684-4075
Business Service Center.....	684-5177
Summer Wading Pool Hotline	684-7796
Ballfield Rainout Hotline	233-0055

APPENDIX C - Athletics Field Inventory

(*Field Owner: COS = City of Seattle; SPS = Seattle Public Schools)

Field	*Field Owner	Surface	Baseball/ Softball	Soccer	Football	Other	Lighted	Season of Use
African American Academy	SPS	Grass		X				Fall
Alki 1	COS	Grass	X					Sp/Sum
Alki Soccer	COS	Grass		X				Fall
Ballard 1 & 2	COS	Grass	X				X	Sp/Sum
Ballard Soccer	COS	Grass		X			X	Fall
Ballard HS Football	SPS	Synthetic		X	X	X	X	Year Round
Bar-S 1 & 2	COS	Grass	X					Sp/Sum
Bayview 1	COS	Grass	X					Sp/Sum
Bayview Soccer	COS	Grass		X				Fall
Beacon Hill	COS	Grass	X					Sp/Sum
Beacon Hill Soccer	COS	Grass		X				Fall
BF Day	COS	Grass	X					Sp/Sum
BF Day Soccer	COS	Grass		X				Fall
Bitter Lake 1 & 2	COS	Grass	X				X	Sp/Sum
Bitter Lake Soccer	COS	Grass		X			X	Fall
Bobby Morris 1 & 2	COS	Synthetic	X				X	Sp/Sum
Bobby Morris Soccer	COS	Synthetic		X		X	X	Year Round
Boren Baseball	SPS	Grass	X					Sp/Sum
Boren Soccer	SPS	Grass		X				Fall
Brighton 1 & 2	COS	Synthetic	X				X	Sp/Sum
Brighton Soccer	COS	Grass		X	X	X	X	Sum/Fall
Cleveland Soccer	COS	Synthetic		X	X	X	X	Year Round
Cleveland Track	COS	Synthetic				X	X	Sp/Sum
Colman	COS	Grass	X					Sp/Sum
Colman Soccer	COS	Grass		X				Fall
Cowen	COS	Grass				X		Sp/Sum
Dahl 1 & 3 & 4	COS	Grass	X					Sp/Sum
Dahl 2	COS	Grass	X				X	Sp/Sum
Dahl North	COS	Grass		X			X	Sum/Fall
Dahl South Soccer	COS	Grass		X				Sum/Fall

Field	*Field Owner	Surface	Baseball/ Softball	Soccer	Football	Other	Lighted	Season of Use
Dahl West Soccer	COS	Grass		X			X	Fall
Delridge Soccer North & South	COS	Synthetic		X		X	X	Year Round
Delridge 1 & 2	COS	Synthetic		X			X	Sp/Sum
Eagle Staff Baseball	SPS	Synthetic	X				X	Sp/Sum
Wilson Pacific Soccer	SPS	Synthetic		X		X	X	Year Round
Eagle Staff Softball	SPS	Synthetic	X				X	Sp/Sum
Eckstein	SPS	Synthetic		X		X		Year Round
Fairmount	COS	Grass	X					Sp/Sum
Fairmount Soccer	COS	Grass		X				Fall
Franklin Football	SPS	Synthetic		X	X	X	X	Year Round
Franklin Track	SPS	Synthetic				X		Year Round
Garfield 1	COS	Synthetic	X				X	Sp/Sum
Garfield 2 & 3	COS	Grass	X					Sp/Sum
Garfield Soccer	COS	Grass		X	X		X	Sum/Fall
Garfield HS Football	SPS	Synthetic		X	X	X	X	Year Round
Garfield HS Track	SPS	Synthetic				X	X	Year Round
Gatzert Baseball	SPS	Grass	X					Sp/Sum
Gatzert Soccer	SPS	Grass		X				Fall
Genesee Lower	COS	Synthetic		X	X	X	X	Year Round
Genesee Upper	COS	Synthetic		X		X	X	Year Round
Georgetown Soccer	COS	Synthetic		X		X	X	Year Round
Gilman 1 & 2	COS	Grass	X					Sp/Sum
Gilman Soccer	COS	Grass		X				Fall
Green Lake 1 & 2	COS	Grass	X					Sp/Sum
Green Lake Soccer	COS	Grass		X		X		Fall
Hiawatha 1	COS	Synthetic	X				X	Sp/Sum
Hiawatha Soccer	COS	Synthetic		X		X	X	Year Round

C
APPENDIX

Field	*Field Owner	Surface	Baseball/ Softball	Soccer	Football	Other	Lighted	Season of Use
Highland Park 1 & 2	COS	Grass	X					Sp/Sum
Highland Park Soccer	COS	Grass		X				Fall
Hughes 1 & 2	COS	Grass	X					Sp/Sum
Hughes Soccer	COS	Grass		X				Fall
Hutchinson 1 & 2	COS	Grass	X					Sp/Sum
Hutchinson Soccer	COS	Grass		X		X		Fall
Ingraham Soccer 1 & 2	SPS	Synthetic		X		X	X	Year Round
Ingraham Baseball/Softball	SPS	Synthetic	X				X	Sp/Sum
Ingraham Stadium	SPS	Synthetic		X	X	X	X	Year Round
Ingraham Track	SPS	Synthetic				X	X	Year Round
Interbay 1	COS	Grass	X					Sp/Sum
Interbay 2	COS	Grass	X				X	Sp/Sum
Interbay Stadium		Synthetic		X		X	X	Year Round
Interbay T-Ball	COS	Grass	X					Sp/Sum
Interbay Soccer	COS	Grass		X	X		X	Fall
Jane Addams 1	SPS	Synthetic		X		X	X	Year Round
Jane Addams 2	SPS	Synthetic		X		X	X	Year Round
Jane Addams Lower Baseball	SPS	Synthetic	X				X	Sp/Sum
Jane Adams Upper Baseball	SPS	Grass	X			X		Sp/Sum
Jane Addams Upper Soccer	SPS	Grass		X	X	X		Sum/Fall
Jefferson	COS	Synthetic		X		X	X	Year Round
John Rogers	COS	Grass	X			X		Sp/Sum
John Rogers Soccer	COS	Grass		X				Fall
Judkins 1 & 2	COS	Grass	X					Sp/Sum
Judkins Middle & Mod Soccer	COS	Grass		X		X		Fall
Judkins Football	COS	Grass			X	X		Fall
Lakeridge	COS	Grass	X					Sp/Sum
Lakewood 1	COS	Grass	X					Sp/Sum

C
APPENDIX

Field	*Field Owner	Surface	Baseball/ Softball	Soccer	Football	Other	Lighted	Season of Use
Lakewood Soccer	COS	Grass		X				Fall
Laurelhurst 1 & 2	COS	Grass	X					Sp/Sum
Laurelhurst Soccer	COS	Grass		X				Fall
Lawton Park	COS	Grass	X					Sp/Sum
Lincoln Park 1 & 2 & 3	COS	Grass	X					Sp/Sum
Lincoln Park Cross Country	COS	Grass				X		Fall
Lincoln Park Soccer	COS	Grass		X	X			Fall
Lower Woodland 1	COS	Synthetic	X				X	Sp/Fall
Lower Woodland 3, 4, 5, & 6	COS	Grass	X			X	X	Sp/Fall
Lower Woodland 2	COS	Synthetic		X		X	X	Year Round
Lower Woodland 7	COS	Synthetic		X	X	X	X	Year Round
Lower Woodland Cross Country	COS	Grass/Dir t				X		Spr, Fall
Lower Woodland Track	COS	Cinder				X	X	Sp/Sum
Loyal Heights 1 & 2	COS	Synthetic	X				X	Sp/Sum
Loyal Heights Football	COS	Synthetic		X	X	X	X	Fall/Win
Madison	SPS	Synthetic	X	X	X	X	X	Year Round
Madrona	COS	Grass	X	X				Sp/Sum
Magnolia 1 & 2	COS	Grass	X				X	Sp/Sum
Magnolia 3, 4, 5, & 6	COS	Grass	X					Sp/Sum
Magnolia 6	COS	Grass		X				Sum/Fall
Magnolia Soccer NE & NW	COS	Grass		X		X		Sum/Fall

C
APPENDIX

Field	*Field Owner	Surface	Baseball/ Softball	Soccer	Football	Other	Lighted	Season of Use
Magnolia Soccer South	COS	Grass		X			X	Fall
Magnuson 1, 2, 3, & 4	COS	Grass		X		X		Sp/Fall
Magnuson 5, 6, 7	COS	Synthetic		X		X	X	Year Round
Magnuson 8	COS	Synthetic	X					Sp/Fall
Magnuson 9	COS	Synthetic	X				X	Sp/Fall
Maple Leaf 1	COS	Grass	X					Sp/Fall
Maple Leaf Soccer	COS	Grass		X				Fall
Maple Wood 1 & 2	COS	Grass	X					Sp/Sum
Maple Wood Soccer		Grass		X				Fall
McGillvra	SPS	Synthetic		X				Year Round
Meadowbrook 1, 2, & 3	COS	Grass	X					Sp/Sum
Miller 1 & 2	COS	Synthetic	X				X	Sp/Sum
Miller Soccer	COS	Synthetic		X		X	X	Year Round
Montlake 1	COS	Grass	X					Sum
Montlake Football & Soccer	COS	Synthetic		X	X	X		Year Round
Montlake Track	COS	Cinder				X		Sp/Sum
Nathan Hale Stadium	SPS	Synthetic		X	X	X	X	Year Round
Nathan Hale Track	SPS	Synthetic				X	X	Sp/Sum
North Acres 1 & 2	COS	Grass	X					Sp/Sum
North Acres Soccer	COS	Grass		X				Fall
North Beach 1	SPS	Grass	X					Sp/Sum
North Beach Soccer	SPS	Grass		X				Fall
Northgate 1, 2, 3, & 4	SPS	Grass	X					Sp/Sum
North Gate Soccer	SPS	Grass		X				Fall
Olympic Hills North	SPS	Grass	X					Sp/Sum

C
APPENDIX

Field	*Field Owner	Surface	Baseball/ Softball	Soccer	Football	Other	Lighted	Season of Use
Olympic Hills Soccer	SPS	Grass		X				Sp/Sum
Pinehurst 1	COS	Grass	X					Sp/Sum
Pinehurst Soccer	COS	Grass		X				Fall
Queen Anne 1 & 2	COS	Grass	X			X	X	Sp/Sum
Queen Anne 3	COS	Grass	X					Sp/Sum
Queen Anne Soccer	COS	Grass		X			X	Sum/Fall
Queen Anne Bowl	COS	Synthetic		X		X		Year Round
Queen Anne Bowl Track	COS	Cinder				X		Sp/Sum
Queen Anne East	COS	Grass	X	X				Sp-Fall
Rainier 1, 2, & 3	COS	Grass	X				X	Sp/Sum
Rainier Football	COS	Grass			X		X	Fall
Rainier Beach 1 & 2	COS	Grass	X					Sp/Sum
Rainier Beach Soccer	COS	Grass		X				Sum/Fall
Rainier Beach HS Baseball/ Softball	SPS	Synthetic	X				X	Sp/Sum
Rainier Beach HS Stadium	SPS	Synthetic		X	X	X	X	Year Round
Rainier Beach HS Track	SPS	Synthetic				X	X	Sp/Sum
Rainier Beach HS Utility Field	SPS	Grass		X	X			Sp/Sum
Ravenna 1	COS	Grass	X					Sp/Sum
Ravenna Soccer	COS	Grass		X				Fall
Riverview 1, 2, 3, & 4	COS	Grass	X					Sp/Sum
Riverview North & South	COS	Grass		X		X		Fall
Rogers 1	COS	Grass	X					Sp/Sum
Rogers Soccer	COS	Grass		X				Fall
Roosevelt	SPS	Synthetic		X	X	X	X	Year Round
Roosevelt Track	SPS	Synthetic				X	X	Sp/Sum
Ross, Lower	COS	Grass	X					Sp/Sum
Roxhill 1 & 2	COS	Grass	X					Sp/Sum

C
APPENDIX

Field	*Field Owner	Surface	Baseball/ Softball	Soccer	Football	Other	Lighted	Season of Use
Roxhill Mod Soccer	COS	Grass		X				Fall
Roxhill Soccer	COS	Grass		X				Sp/Fall
Sam Smith (I-90)	COS	Grass		X				Sp/Fall
Salmon Bay	SPS	Synthetic		X				Year Round
Sealth Baseball & Softball	SPS	Synthetic	X				X	Sp/Fall
Sealth Stadium	SPS	Synthetic		X	X	X	X	Year Round
Sealth Track	SPS	Synthetic				X	X	Sp/Sum
Sealth Utility Lower	SPS	Grass	X	X	X			Sp/Fall
Smith Cove	COS	Grass		X				Fall
Soundview 1, 2, 3, & 4	COS	Grass	X					Sp/Sum
Soundview Lower	COS	Grass		X	X	X		Sum/Fall
Soundview Upper	COS	Grass		X				Fall
South Park 1 & 2	COS	Grass	X					Sp/Sum
South Park Soccer	COS	Grass		X				Sp/Fall
Thornton Creek 1 & 2	SPS	Grass	X					Sp/Sum
Thornton Creek North & South Soccer	SPS	Grass		X				Fall
University 1	COS	Grass	X					Sp/Sum
University Soccer	COS	Grass		X				Fall
Van Asselt Elem	SPS	Synthetic		X		X		Year Round
Van Asselt 1 & 2	COS	Grass	X					Sp/Sum
Van Asselt Soccer	COS	Grass		X		X		Sum/Fall
View Ridge 1 & 2	COS	Grass	X					Sp/Sum
View Ridge Soccer	COS	Grass		X		X		Sum/Fall
View Ridge Elem Baseball	SPS	Grass	X					Sp/Sum

C
APPENDIX

Field	*Field Owner	Surface	Baseball/ Softball	Soccer	Football	Other	Lighted	Season of Use
Wallingford	COS	Grass	X	X				Fall
Walt Hundley 1 & 2	COS	Grass	X			X		Sp/Sum
Walt Hundley Soccer	COS	Synthetic		X		X	X	Year Round
Washington Park Soccer	COS	Synthetic		X			X	Year Round
Washington Park 1 & 2	COS	Synthetic	X				X	Sp/Sum
West Seattle Stadium	COS	Grass			X		X	Fall
West Seattle Stadium Track	COS	Synthetic				X	X	Sp/Sum
West Woodland 1	SPS	Grass	X					Spr
West Woodland Soccer	SPS	Grass		X				Fall
Whitman Baseball	SPS	Synthetic	X				X	Sp/Fall
Whitman Soccer	SPS	Synthetic		X		X	X	Year Round
Whitman Track	SPS	Synthetic				X		Sp/Sum

APPENDIX D – Parks Department Refund Policy

Department Policy & Procedure



Subject: Refund Policy (for community centers, swimming pools, small craft centers and other recreational providers)		Number 060-P 7.16
		Effective 1/9/2013
		Supersedes 3/15/2001
Approved: A <u>current</u> , approved, signed copy of this policy can be found on the Seattle Parks web site, located at: http://www.seattle.gov/parks/reservations/feesandcharges/refunds.htm	Department: Parks and Recreation & The Associated Recreation Council	Page 1 of 3

SUMMARY

For community centers, swimming pools, small craft centers, outdoor spaces, sports fields and other recreation providers, it is the policy of Seattle Parks and Recreation and the Associated Recreation Council that:

- *A full refund will be issued for any program, activity, or reservation that is cancelled for any reason by the Department or the Associated Recreation Council.*
- *Any person who registers for a PROGRAM and who requests a refund before the second class session may receive a prorated refund minus a service charge.*
- *Any person who registers for an ACTIVITY and who requests a refund 14 days or more before its start, may receive a refund minus a service charge.*
- *Any person who schedules a STANDARD RENTAL of a recreation facility and who cancels at least 15 days in advance is entitled to a partial refund.*
- *Any person who schedules a rental of a SPECIAL AMENITY FACILITY and who cancels at least 90 days in advance is entitled to a partial refund.*
- *Any person who reserves a SPORTS FIELD must provide 14 days advance notice of cancellation to be entitled to a full refund.*
- *ADULT SPORTS LEAGUES may receive a partial refund if the cancellation notice is received prior to the league starting and if a replacement team is found.*

Portions of this summary will be included in printed materials where applicable with reference to encourage customers to read the entire policy for specific information. This policy is Appendix D to the adopted Fees and Charges Ordinance for Seattle Parks and Recreation.

1.0 DEFINITIONS:

“Activity” is the term applied to a day camp, school-age or preschool care, trip, overnight camp or special event operated by Seattle Parks and Recreation or Associated Recreation Council or other authorized providers.

“Booking Fee” is an established fee found in the adopted Fees and Charges Ordinance for Seattle Parks and Recreation as a requirement when requesting a facility rental.

D APPENDIX

“ARC” is the Associated Recreation Council operating programs at Seattle Parks and Recreation facilities under a Master Use Agreement with the City of Seattle.

“Cancellation” is a case in which the Department does not operate a program as originally planned and/or scheduled and results in a refund to the customer without a service charge applied.

“Damage Deposit” is an established fee found in the adopted Fees and Charges Ordinance for Seattle Parks and Recreation usually required as a deposit for facility rentals.

“Fees and Charges” are City fees adopted by City Council as a City of Seattle Ordinance establishing fees and charges for Seattle Parks and Recreation.

“Program” is the term for a series of classes which may include swimming instruction, youth sports, ARC recreation classes or other similar recreation class series.

“Refund” is the direct payment of money or a credit to a customer account. If payment was made by cash or check, a refund will be processed through the Accounting office and may take approximately three weeks. If payment is made through credit card, the refund will be processed within 48 hours of the request.

“Transfer” is the process of withdrawing from one program and enrolling in a different program.

2.0 PROGRAM

2.1 CANCELLATION: It is the policy of Seattle Parks and Recreation and Associated Recreation Council to make a full refund to participants who register for a class, camp, special event or program that is canceled by the Department or Advisory Council for any reason.

2.2 CANCELLATION OF ONE SESSION: In the event of an unplanned cancellation of a single session of a program, that class will be rescheduled whenever possible. If it cannot be rescheduled, the participant will receive a refund.

2.3 DROPPING A PROGRAM BEFORE SECOND SESSION: A participant may be issued a refund if he/she withdraws from a program, and notifies the program coordinator, prior to the second class session. The facility will retain the pro-rated class fee plus a service charge of \$5.00 or 10% of the fee, whichever is greater.

2.4 DROPPING A PROGRAM AFTER SECOND SESSION: If a participant withdraws from a program after the second session of a series, no refund will be given.

3.0 ACTIVITY

3.1 BEFORE, AFTERSCHOOL, AND PRESCHOOL CHILD CARE PROGRAMS: A participant may be issued a refund, less the deposit amount for the activity, if he/she withdraws from a before and/or after school, or preschool child care program if he/she notifies the program coordinator at least fourteen (14) days prior to the beginning date of the program. No refunds will be made for requests received less than fourteen (14) days prior to the beginning of the program. For School Aged Care and preschool program days canceled by the Department due to weather related circumstances, NO credit/refund will be issued for the first two canceled days over the course of the school year. A credit will be issued for the 3rd or additional canceled days.

3.2 DAY CAMPS, OVERNIGHT CAMPS, TRIPS AND EVENTS REFUND: A participant may be issued a refund, less the deposit amount, if he/she withdraws from a youth or teen camp, an overnight camp, trip or event, and notifies the program coordinator at least fourteen (14) days prior to the beginning date of the camp. No refunds will be made for

D APPENDIX

requests received within fourteen (14) days prior to the beginning of the camp. No refunds will be made for food, supplies, or materials fees.

4.0 STANDARD RENTAL

- 4.1 FACILITY RENTALS: Standard Recreation Facility Rental to include Community Centers, Pools, Environmental Learning Centers.
- 4.2 A renter may be issued a refund for a cancelled rental, minus the application booking fee and a cancellation service charge using the following timetable:

31+ days notice of cancellation	Booking Fee, plus \$50 fee is retained by Dept
15-30 days notice of cancellation	Booking Fee, plus 50% of the rental fee is retained by Dept. Damage deposit is refunded.
14 days or less notice of cancellation	No refund given

5.0 SPECIAL AMENITY FACILITIES

- 5.1 FACILITY RENTALS: Special Amenity Facilities include Alki Bathhouse, Golden Gardens Bathhouse, Mount Baker Rowing and Sailing Center, Dakota Place Park Building, Pritchard Bathhouse, Ward Springs Pumphouse, Cal Anderson Shelterhouse and other identified facilities.
- 5.2 A renter may be issued a refund for a cancelled rental, minus the application booking fee and a cancellation service charge using the following timetable:

181+ days notice of cancellation	Booking Fee, plus \$50 fee is retained by Dept
180-91 days notice of cancellation	Booking Fee, plus Damage Deposit is retained by Dept
90 days or less notice of cancellation	No refund given

6.0 SPORTS FIELDS

- 6.1 Field cancellations must be made at least 14 days in advance of usage to get a full refund or credit.
- 6.2 If the Department closes a field for any reason, or if lights do not operate as expected, or if there is a conflict in the scheduled use of a field, a full refund or credit for the missed use will be provided.

7.0 ADULT SPORTS LEAGUES

If a team drops from league play after the deposit is paid and before the final payment is due, a refund will be issued only if a team is found to take the place of the team that wishes to drop from league play. Parks will retain a service charge of the greater of the deposit or 10% of the league fee. No refunds will be issued after the final payment is made and/or final schedules are drawn.

8.0 MERCHANDISE AND FOOD

We are unable to issue refunds for clothing, personal items, supplies or food items, unless there is a product defect. Exchanges may be made for defective products.

D APPENDIX

9.0 EXCEPTIONS

No refund is available for some designated programs, activities or services, which may include deposits for registration, regattas, rentals, outdoor events, ceremonies or picnics. Information on any specific exception is available from Parks and Recreation staff prior to payment or purchase.

SUMMARY and FISCAL NOTE

Department:	Dept. Contact:	CBO Contact:
Seattle Parks and Recreation	Amy Williams	Alex Rouse

1. BILL SUMMARY

Legislation Title: AN ORDINANCE relating to Seattle Parks and Recreation; establishing the 2025-2026 fee schedule for the use of park properties and other park and recreation facilities and services; and superseding previous park and recreation fee schedules.

Summary and Background of the Legislation: Seattle Parks & Recreation (SPR) charges programming and usage fees to provide financial support for SPR programs, facilities, and park grounds. The 2025-2026 SPR Fee Schedule transmitted by this legislation includes administrative changes to certain sections of the fee schedule as well as fee increases summarized below and attached to this Summary and Fiscal Note. SPR is increasing fees to help offset estimated ongoing salary increases to the Park Fund associated with the Collective Bargaining Agreements passed by City Council wage increases over the biennium.

- Removes 2024 fees and added 2025 and 2026 fees and associated changes in all applicable sections.
- Includes various administrative changes (spacing, spelling, updating page numbers, removing obsolete fees, etc.)
- Consolidates booking and staffing fee at beginning of document in standalone paragraph and increases the rates to align with wage increases.
- Increases or adds new fees across the below lines of business to help address estimated wage increases in the Park Fund in 2025 and 2026. Note that certain increases have corresponding expenditure increases also described below.
 - **Aquatics:** increases fees for swim lessons, drop-in swimming, and pool rentals. Revenues are expected to generate about \$1.4 million in 2025 and 2026. Note that a portion of the revenues generated by the fee increases (\$75K) is proposed to augment the Swim Safety Equity Fund to support free swim lesson to young people in most need of these services; fund a new premium pay to certified instructors teaching swimming lessons, lifeguard instruction, and water exercise programs (\$300K); and to add a half time senior lifeguard position and a half time assistant coordinator position to support operations for revenue generation (\$50K).
 - **Athletics:** increases athletic fees for adults and youth. Revenues are expected to increase by approximately \$423K in 2025 (fee increases start July 1, 2025) and \$1.3 million in 2026. A portion of the revenues is proposed to offset required but unbudgeted banking fee expenses associated with revenue collection (\$107K).
 - **Amy Yee Tennis Center (AYTC):** increases tennis fees for adult, youth and court rentals. Revenues are expected to increase by \$363K in 2025 and \$480K in 2026 with 3% of this revenue proposed to be set aside for a new AYTC-specific scholarship fund (\$11K).

- **Event Scheduling:** increases fees for five premium picnic shelters, utility hook up fee for events, parking, park use fees, special amenity rental facilities, Magnuson Hanger fees, and an additional 4% to most Special Event fees. The proposal also creates new weekend rates for table rentals and delineates shelterhouse rental by facility. Revenues are expected to increase by approximately \$315K in 2025 (assumption 35% of fees already booked for 2025) and \$566K in 2026. A portion of the revenues is proposed to offset required but unbudgeted banking fee expenses associated with revenue collection (\$76K).
- **Community Centers:** increases in rental fees for community center rooms, kitchens, and gyms which are estimated to generate approximately \$130K in 2025 and \$135K 2026.
- **Park Use Permits:** increases revocable use fees SPR charges to third parties for short term or ongoing non-park use. The estimated impact of the fee increases and an increased emphasis in ensuring compliance with SPR property management permit requirements is approximately \$675K in 2025 and \$560K in 2026. A portion of the revenues (\$260K) is proposed to offset the cost of additional administrative support, including increasing an existing property agent to full-time.

3. SUMMARY OF FINANCIAL IMPLICATIONS

Does this legislation have financial impacts to the City?

☒ Yes ☐ No

Revenue Change (\$);	2025 est.	2026 est.	2027 est.	2028 est.	2029 est.
General Fund	-	-	-	-	-
Revenue Change (\$);	2025 est.	2026 est.	2027 est.	2028 est.	2029 est.
Other Funds	\$3,315,353	\$4,586,963	\$4,586,963	\$4,586,963	\$4,586,963

3.a. Appropriations

☐ This legislation adds, changes, or deletes appropriations.

Appropriations Notes:

3.b. Revenues/Reimbursements

☒ This legislation adds, changes, or deletes revenues or reimbursements.

Anticipated Revenue/Reimbursement Resulting from This Legislation:

Fund Name and Number	Dept	Revenue Source	2025 Estimated Revenue	2026 Estimated Revenue
Park Fund/10200	SPR	Fees and Charges	\$44,201,390	\$45,473,000
TOTAL			\$44,201,390	\$45,473,000

Revenue/Reimbursement Notes: The table above reflects the base revenues of \$40.9 million in both 2025 and 2026, and the increase in revenues as a result of this legislation of about \$3.3 million in 2025 and \$4.6 million in 2026.

3.c. Positions

☐ This legislation adds, changes, or deletes positions.

Position Notes:

3.d. Other Impacts

Does the legislation have other financial impacts to The City of Seattle, including direct or indirect, one-time or ongoing costs, that are not included in Sections 3.a through 3.c? If so, please describe these financial impacts.

This legislation does not have any other direct indirect financial impacts.

If the legislation has costs, but they can be absorbed within existing operations, please describe how those costs can be absorbed. The description should clearly describe if the absorbed costs are achievable because the department had excess resources within their existing budget or if by absorbing these costs the department is deprioritizing other work that would have used these resources.

N/A

Please describe any financial costs or other impacts of *not* implementing the legislation.

The legislation is required to allow the department to collect program and facility fees in order to generate the revenues necessary to support a portion of Park Fund expenses. Without authority to collect this revenue, services would need to be reduced.

4. OTHER IMPLICATIONS

a. Please describe how this legislation may affect any departments besides the originating department.

No, this legislation does not directly affect any other department.

b. Does this legislation affect a piece of property? If yes, please attach a map and explain any impacts on the property. Please attach any Environmental Impact Statements, Determinations of Non-Significance, or other reports generated for this property.

This legislation does not affect a piece of property.

c. Please describe any perceived implication for the principles of the Race and Social Justice Initiative.

- i. How does this legislation impact vulnerable or historically disadvantaged communities? How did you arrive at this conclusion? In your response please consider impacts within City government (employees, internal programs) as well as in the broader community.**

An approach for all park programs and facilities has been developed that ranges from free (high community value) to varying recoveries of costs (high personal value). Social equity is built into that pricing to ensure that there is access to a range of programs and activities. SPR also prioritizes Park District-funded recreational scholarships that supplement fee pricing across facilities. A portion of the additional revenues from fee increases in Aquatics will also supplement the existing Swim Equity Fund; and a portion of the additional revenues from fee increases at AYTC will supplement recreation scholarships.

- ii. Please attach any Racial Equity Toolkits or other racial equity analyses in the development and/or assessment of the legislation.**

N/A

- iii. What is the Language Access Plan for any communications to the public?**

SPR works with several vendors or contractors who provide translation services across the department's services and programs. The department prioritizes Language Access efforts and communicates best practices and resources to key staff in the department including program staff who work with the public on fees and registration activities.

d. Climate Change Implications

- i. Emissions: How is this legislation likely to increase or decrease carbon emissions in a material way? Please attach any studies or other materials that were used to inform this response.**

This legislation does have impacts on carbon emissions.

- ii. Resiliency: Will the action(s) proposed by this legislation increase or decrease Seattle's resiliency (or ability to adapt) to climate change in a material way? If so, explain. If it is likely to decrease resiliency in a material way, describe what will or could be done to mitigate the effects.**

This legislation does have impacts on climate resiliency.

- e. If this legislation includes a new initiative or a major programmatic expansion: What are the specific long-term and measurable goal(s) of the program? How will this legislation help achieve the program's desired goal(s)? What mechanisms will be used to measure progress towards meeting those goals?**

This legislation does not propose a new initiative or major programmatic expansion.

5. CHECKLIST

- ☐ Is a public hearing required?
- ☐ Is publication of notice with *The Daily Journal of Commerce* and/or *The Seattle Times* required?
- ☒ If this legislation changes spending and/or revenues for a fund, have you reviewed the relevant fund policies and determined that this legislation complies?
- ☐ Does this legislation create a non-utility CIP project that involves a shared financial commitment with a non-City partner agency or organization?

6. ATTACHMENTS

Summary Attachments:

Summary Attachment 1 – Proposed Changes in 2025-2026 Fee Schedule

Changes from the Adopted 2024 Fee Schedule to the Proposed 2025-2026 Fee Schedule

The table below identifies all Seattle Parks and Recreation proposed fees included in Attachment 1 that are changed from 2024 Adopted fees. Changes are noted for Proposed 2025 and 2026 fees when compared to Adopted 2024 fees.

Facility/Area	Service	Page # in 2025-26 Schedule	Description		Adopted 2024 Fee	Proposed 2025 Fee	Proposed 2026 Fee	Comments
All	Various	Various	Removed 2024 fees		N/A	N/A	N/A	Removed column for 2024 fees
All	Various	Various	Added 2025 and 2026 fees		N/A	N/A	N/A	Added columns for 2025 and 2026 fees
All	Various	Various	Administrative Changes		N/A	N/A	N/A	Various administrative changes (spacing, spelling, updating page numbers, etc) that do not have an impact on fees
Staffing Fees	Various	2	Updated Description & Fee		\$34.00	\$39.00	\$39.00	Updated to align with wage increases.
Booking Fee	Various	3	Added Section		Various	\$39.00	\$39.00	Pulled out booking fees from various sections in the document into a standalone paragraph
Amy Yee Tennis Center	Indoor Court Fees	8	Singles		\$36 Resident/\$40 Non-Resident	\$40 Resident/\$44 Non-Resident	\$42 Resident/\$46 Non-Resident	Proposed increase to help offset estimated ongoing salary increases in the Park Fund associated with approved Collective Bargaining Agreements over the 2025-2026 biennium.
Amy Yee Tennis Center	Indoor Court Fees	8	Doubles		\$44 Resident/\$50 Non-Resident	\$50 Resident/\$55 Non-Resident	\$52 Resident/\$57 Non-Resident	Proposed increase to help offset estimated ongoing salary increases in the Park Fund associated with approved Collective Bargaining Agreements over the 2025-2026 biennium.
Amy Yee Tennis Center	Indoor Court Fees	8	Senior Adult/Adaptive Singles		\$34 Resident/\$38 Non-Resident	\$36 Resident/\$40 Non-Resident	\$40 Resident/\$44 Non-Resident	Proposed increase to help offset estimated ongoing salary increases in the Park Fund associated with approved Collective Bargaining Agreements over the 2025-2026 biennium.
Amy Yee Tennis Center	Indoor Court Fees	8	Senior Adult/Adaptive Doubles		\$42 Resident/\$47 Non-Resident	\$48 Resident/\$53 Non-Resident	\$50 Resident/\$55 Non-Resident	Proposed increase to help offset estimated ongoing salary increases in the Park Fund associated with approved Collective Bargaining Agreements over the 2025-2026 biennium.
Amy Yee Tennis Center	Indoor Court Fees	8	Telephone Reservation Card (annual)		\$60 Resident/\$66 Non-Resident	\$60 Resident/\$66 Non-Resident	\$60 Resident/\$66 Non-Resident	Proposed increase to help offset estimated ongoing salary increases in the Park Fund associated with approved Collective Bargaining Agreements over the 2025-2026 biennium.

Changes from the Adopted 2024 Fee Schedule to the Proposed 2025-2026 Fee Schedule

The table below identifies all Seattle Parks and Recreation proposed fees included in Attachment 1 that are changed from 2024 Adopted fees. Changes are noted for Proposed 2025 and 2026 fees when compared to Adopted 2024 fees.

Facility/Area	Service	Page # in 2025-26 Schedule	Description		Adopted 2024 Fee	Proposed 2025 Fee	Proposed 2026 Fee	Comments
Amy Yee Tennis Center	Indoor Court Fees	8	Prorated Indoor Court		\$8 Resident/Non-Resident	\$10 Resident/Non-Resident	\$10.50 Resident/Non-Resident	Proposed increase to help offset estimated ongoing salary increases in the Park Fund associated with approved Collective Bargaining Agreements over the 2025-2026 biennium.
Amy Yee Tennis Center	Indoor Court Fees	8	Family Drop-In Night		\$20 Resident/Non-Resident	\$20 Resident/Non-Resident	\$20.75 Resident/Non-Resident	Proposed increase to help offset estimated ongoing salary increases in the Park Fund associated with approved Collective Bargaining Agreements over the 2025-2026 biennium.
Amy Yee Tennis Center	Indoor Court Fees	8	Men’s Drop-In Fee		\$25 Resident/Non-Resident	\$25 Resident/Non-Resident	\$26 Resident/Non-Resident	Proposed increase to help offset estimated ongoing salary increases in the Park Fund associated with approved Collective Bargaining Agreements over the 2025-2026 biennium.
Amy Yee Tennis Center	Outdoor Court Fees	8	AYTC Singles/Doubles		\$10 Resident/\$15 Non-Resident	\$15 Resident/Non-Resident	\$16 Resident/Non-Resident	Proposed increase to help offset estimated ongoing salary increases in the Park Fund associated with approved Collective Bargaining Agreements over the 2025-2026 biennium.
Amy Yee Tennis Center	Outdoor Court Fees	8	Outdoor Courts		\$10 Resident/Non-Resident	\$15 Resident/Non-Resident	\$16 Resident/Non-Resident	Proposed increase to help offset estimated ongoing salary increases in the Park Fund associated with approved Collective Bargaining Agreements over the 2025-2026 biennium.
Amy Yee Tennis Center	Outdoor Court Fees	8	Outdoor Private Lesson		\$15 Resident/Non-Resident	\$22 Resident/Non-Resident	\$25 Resident/Non-Resident	Proposed increase to help offset estimated ongoing salary increases in the Park Fund associated with approved Collective Bargaining Agreements over the 2025-2026 biennium.
Amy Yee Tennis Center	Outdoor Court Fees	8	Telephone Reservation Card		\$60 Resident/\$66 Non-Resident	\$60 Resident/\$66 Non-Resident	\$60 Resident/\$66 Non-Resident	Proposed increase to help offset estimated ongoing salary increases in the Park Fund associated with approved Collective Bargaining Agreements over the 2025-2026 biennium.
Amy Yee Tennis Center	USTA & Cup League Fees	9	USTA Annual Registration Fee (5 court format)		\$115	\$125	\$130	Proposed increase to help offset estimated ongoing salary increases in the Park Fund associated with approved Collective Bargaining Agreements over the 2025-2026 biennium.
Amy Yee Tennis Center	USTA & Cup League Fees	9	USTA Annual Registration Fee (3 court format)		\$85	\$95	\$100	Proposed increase to help offset estimated ongoing salary increases in the Park Fund associated with approved Collective Bargaining Agreements over the 2025-2026 biennium.
Amy Yee Tennis Center	USTA & Cup League Fees	9	USTA League players, each		\$14	\$16	\$17	Proposed increase to help offset estimated ongoing salary increases in the Park Fund associated with approved Collective Bargaining Agreements over the 2025-2026 biennium.

Changes from the Adopted 2024 Fee Schedule to the Proposed 2025-2026 Fee Schedule

The table below identifies all Seattle Parks and Recreation proposed fees included in Attachment 1 that are changed from 2024 Adopted fees. Changes are noted for Proposed 2025 and 2026 fees when compared to Adopted 2024 fees.

Facility/Area	Service	Page # in 2025-26 Schedule	Description		Adopted 2024 Fee	Proposed 2025 Fee	Proposed 2026 Fee	Comments
Amy Yee Tennis Center	USTA & Cup League Fees	9	Cup League Players, each		\$12	\$14	\$15	Proposed increase to help offset estimated ongoing salary increases in the Park Fund associated with approved Collective Bargaining Agreements over the 2025-2026 biennium.
Amy Yee Tennis Center	Tennis Lessons – Private/Semi-Private	9	One Person		\$64 Resident/\$72 Non-Resident	\$80 Resident/\$88 Non-Resident	\$85 Resident/\$93 Non-Resident	Proposed increase to help offset estimated ongoing salary increases in the Park Fund associated with approved Collective Bargaining Agreements over the 2025-2026 biennium.
Amy Yee Tennis Center	Tennis Lessons – Private/Semi-Private	9	Two People		\$70 Resident/\$77 Non-Resident	\$90 Resident/\$99 Non-Resident	\$95 Resident/\$104 Non-Resident	Proposed increase to help offset estimated ongoing salary increases in the Park Fund associated with approved Collective Bargaining Agreements over the 2025-2026 biennium.
Amy Yee Tennis Center	Tennis Lessons – Private/Semi-Private	9	Three People		\$82 Resident/\$90 Non-Resident	\$100 Resident/\$110 Non-Resident	\$105 Resident/\$115 Non-Resident	Proposed increase to help offset estimated ongoing salary increases in the Park Fund associated with approved Collective Bargaining Agreements over the 2025-2026 biennium.
Amy Yee Tennis Center	Tennis Lessons – Private/Semi-Private	9	Four People		\$88 Resident/\$97 Non-Resident	\$110 Resident/\$121 Non-Resident	\$115 Resident/\$126 Non-Resident	Proposed increase to help offset estimated ongoing salary increases in the Park Fund associated with approved Collective Bargaining Agreements over the 2025-2026 biennium.
Amy Yee Tennis Center	Tennis Lessons – Private/Semi-Private	9	Five People		\$98 Resident/\$108 Non-Resident	\$120 Resident/\$132 Non-Resident	\$125 Resident/\$137 Non-Resident	Proposed increase to help offset estimated ongoing salary increases in the Park Fund associated with approved Collective Bargaining Agreements over the 2025-2026 biennium.
Amy Yee Tennis Center	Tennis Lessons – Private/Semi-Private	9	Time extension for Private Lessons		\$15	\$20	\$22	Proposed increase to help offset estimated ongoing salary increases in the Park Fund associated with approved Collective Bargaining Agreements over the 2025-2026 biennium.
Amy Yee Tennis Center	Tennis Lessons – Private/Semi-Private	9	Surcharge for lessons on City Holidays		\$17 Resident/\$25 Non-Resident	\$20 Resident/\$25 Non-Resident	\$22 Resident/\$30 Non-Resident	Proposed increase to help offset estimated ongoing salary increases in the Park Fund associated with approved Collective Bargaining Agreements over the 2025-2026 biennium.
Amy Yee Tennis Center	Tennis Lessons – Adult Group	10	Adult Groups, 6 weeks		\$84 Resident/\$93 Non-Resident	\$96 Resident/\$108 Non-Resident	\$100 Resident/\$112 Non-Resident	Proposed increase to help offset estimated ongoing salary increases in the Park Fund associated with approved Collective Bargaining Agreements over the 2025-2026 biennium.
Amy Yee Tennis Center	Tennis Lessons – Adult Group	10	Adult Camps, 2 ½ hrs per day for 4 days		\$106 Resident/\$116 Non-Resident	\$168 Resident/\$185 Non-Resident	\$175 Resident/\$195 Non-Resident	Proposed increase to help offset estimated ongoing salary increases in the Park Fund associated with approved Collective Bargaining Agreements over the 2025-2026 biennium.

Changes from the Adopted 2024 Fee Schedule to the Proposed 2025-2026 Fee Schedule

The table below identifies all Seattle Parks and Recreation proposed fees included in Attachment 1 that are changed from 2024 Adopted fees. Changes are noted for Proposed 2025 and 2026 fees when compared to Adopted 2024 fees.

Facility/Area	Service	Page # in 2025-26 Schedule	Description		Adopted 2024 Fee	Proposed 2025 Fee	Proposed 2026 Fee	Comments
Amy Yee Tennis Center	Tennis Lessons – Adult Group	10	Drill Night Drop-In per hour fee		\$25 Resident/\$26 Non-Resident	\$25 Resident/\$28 Non-Resident	\$26 Resident/\$29 Non-Resident	Proposed increase to help offset estimated ongoing salary increases in the Park Fund associated with approved Collective Bargaining Agreements over the 2025-2026 biennium.
Amy Yee Tennis Center	Tennis Lessons – Adult Group	10	Camp Drop-In per day fee		\$38 Resident/Non-Resident	\$45 Resident/Non-Resident	\$50 Resident/Non-Resident	Proposed increase to help offset estimated ongoing salary increases in the Park Fund associated with approved Collective Bargaining Agreements over the 2025-2026 biennium.
Amy Yee Tennis Center	Tennis Lessons – Adult Group	10	One Class Drop-In fee		\$25 Resident/Non-Resident	\$25 Resident/Non-Resident	\$26 Resident/Non-Resident	Proposed increase to help offset estimated ongoing salary increases in the Park Fund associated with approved Collective Bargaining Agreements over the 2025-2026 biennium.
Amy Yee Tennis Center	Tennis Lessons – Adult Play	10	Per person fee, 6 weeks		\$95 Resident/\$104 Non-Resident	\$126 Resident/\$144 Non-Resident	\$132 Resident/\$150 Non-Resident	Proposed increase to help offset estimated ongoing salary increases in the Park Fund associated with approved Collective Bargaining Agreements over the 2025-2026 biennium.
Amy Yee Tennis Center	Tennis Lessons – Junior Group	10	Junior Group, 6 weeks		\$61 Resident/\$67 Non-Resident	\$66 Resident/\$73 Non-Resident	\$72 Resident/\$79 Non-Resident	Proposed increase to help offset estimated ongoing salary increases in the Park Fund associated with approved Collective Bargaining Agreements over the 2025-2026 biennium.
Amy Yee Tennis Center	Tennis Lessons – Junior Group	10	Junior Camp, 2 ½ hours per day for 4 days		\$77 Resident/\$84.75 Non-Resident	\$88 Resident/\$97 Non-Resident	\$92 Resident/\$101 Non-Resident	Proposed increase to help offset estimated ongoing salary increases in the Park Fund associated with approved Collective Bargaining Agreements over the 2025-2026 biennium.
Amy Yee Tennis Center	Tennis Lesson – Junior Development	10	Junior Team Tennis/Young Guns, 6-week session		\$62 Resident/\$68.25 Non-Resident	\$66 Resident/\$73 Non-Resident	\$72 Resident/\$79 Non-Resident	Proposed increase to help offset estimated ongoing salary increases in the Park Fund associated with approved Collective Bargaining Agreements over the 2025-2026 biennium.
Amy Yee Tennis Center	Tennis Lessons – Tiny Tots	10	Beginning ages 4-5 (30 minutes for 6 weeks)		\$29 Resident/\$32 Non-Resident	\$30 Resident/\$33 Non-Resident	\$32 Resident/\$35 Non-Resident	Proposed increase to help offset estimated ongoing salary increases in the Park Fund associated with approved Collective Bargaining Agreements over the 2025-2026 biennium.
Amy Yee Tennis Center	Tennis Lessons – Tiny Tots	10	Beginning ages 6-7 (45 minutes for 6 weeks)		\$40 Resident/\$44 Non-Resident	\$45 Resident/\$50 Non-Resident	\$47 Resident/\$52 Non-Resident	Proposed increase to help offset estimated ongoing salary increases in the Park Fund associated with approved Collective Bargaining Agreements over the 2025-2026 biennium.

Changes from the Adopted 2024 Fee Schedule to the Proposed 2025-2026 Fee Schedule

The table below identifies all Seattle Parks and Recreation proposed fees included in Attachment 1 that are changed from 2024 Adopted fees. Changes are noted for Proposed 2025 and 2026 fees when compared to Adopted 2024 fees.

Facility/Area	Service	Page # in 2025-26 Schedule	Description		Adopted 2024 Fee	Proposed 2025 Fee	Proposed 2026 Fee	Comments
Amy Yee Tennis Center	Tennis Lessons – Tiny Tots	10	Advanced ages 6-7 (1 hour for 6 weeks)		\$50 Resident/\$55 Non-Resident	\$54 Resident/\$60 Non-Resident	\$56 Resident/\$62 Non-Resident	Proposed increase to help offset estimated ongoing salary increases in the Park Fund associated with approved Collective Bargaining Agreements over the 2025-2026 biennium.
Amy Yee Tennis Center	Tennis Lessons – Tiny Tots	10-11	Advanced ages 6-7 (1 ¼ hours for 6 weeks)		\$57 Resident/\$62.75 Non-Resident	\$66 Resident/\$73 Non-Resident	\$68 Resident/\$75 Non-Resident	Proposed increase to help offset estimated ongoing salary increases in the Park Fund associated with approved Collective Bargaining Agreements over the 2025-2026 biennium.
Amy Yee Tennis Center	Competitive Flights	11	Doubles (6 weeks)		\$62 Resident/\$68.50 Non-Resident	\$84 Resident/\$93 Non-Resident	\$88 Resident/\$97 Non-Resident	Proposed increase to help offset estimated ongoing salary increases in the Park Fund associated with approved Collective Bargaining Agreements over the 2025-2026 biennium.
Amy Yee Tennis Center	Competitive Flights	11	Singles (6 weeks)		\$84 Resident/\$93 Non-Resident	\$132 Resident/\$146 Non-Resident	\$138 Resident/\$152 Non-Resident	Proposed increase to help offset estimated ongoing salary increases in the Park Fund associated with approved Collective Bargaining Agreements over the 2025-2026 biennium.
Amy Yee Tennis Center	Competitive Flights	11	Flight substitute – per flight		\$7 Resident/\$7.75 Non-Resident	\$10 Resident/Non-Resident	\$12 Resident/Non-Resident	Proposed increase to help offset estimated ongoing salary increases in the Park Fund associated with approved Collective Bargaining Agreements over the 2025-2026 biennium.
Amy Yee Tennis Center	Special Events, Equipment Rental & Merchandise	11	One-day clinic fee, per person		\$18 Resident/\$19.75 Non-Resident	\$21 Resident/\$24 Non-Resident	\$21.75 Resident/\$25 Non-Resident	Proposed increase to help offset estimated ongoing salary increases in the Park Fund associated with approved Collective Bargaining Agreements over the 2025-2026 biennium.
Amy Yee Tennis Center	Special Events, Equipment Rental & Merchandise	11	Ball machine rental: per court time		\$14	\$16	\$16.75	Proposed increase to help offset estimated ongoing salary increases in the Park Fund associated with approved Collective Bargaining Agreements over the 2025-2026 biennium.
Amy Yee Tennis Center	Special Events, Equipment Rental & Merchandise	11	Rack Rental, per use		\$4	\$4	\$5	Proposed increase to help offset estimated ongoing salary increases in the Park Fund associated with approved Collective Bargaining Agreements over the 2025-2026 biennium.

Changes from the Adopted 2024 Fee Schedule to the Proposed 2025-2026 Fee Schedule

The table below identifies all Seattle Parks and Recreation proposed fees included in Attachment 1 that are changed from 2024 Adopted fees. Changes are noted for Proposed 2025 and 2026 fees when compared to Adopted 2024 fees.

Facility/Area	Service	Page # in 2025-26 Schedule	Description		Adopted 2024 Fee	Proposed 2025 Fee	Proposed 2026 Fee	Comments
Amy Yee Tennis Center	Public Service Indoor Tennis Court Time	11	Senior Fee (65+ yrs), per person		\$5 Resident/\$5.50 Non-Resident	\$5 Resident/\$5.50 Non-Resident	\$5 Resident/\$6 Non-Resident	Proposed increase to help offset estimated ongoing salary increases in the Park Fund associated with approved Collective Bargaining Agreements over the 2025-2026 biennium.
Amy Yee Tennis Center	Advisory Council Tournament Fee	12	Advisory Council Tournament fee (per player)		\$9.50	\$10	\$11	Proposed increase to help offset estimated ongoing salary increases in the Park Fund associated with approved Collective Bargaining Agreements over the 2025-2026 biennium.
Swimming Pools	Recreation Swimming – Indoor & Outdoor Pools	13	Youth (ages 1-17 years)		\$4.50	\$5.50	\$6	Proposed increase to help offset estimated ongoing salary increases in the Park Fund associated with approved Collective Bargaining Agreements over the 2025-2026 biennium.
Swimming Pools	Recreation Swimming – Indoor & Outdoor Pools	13	Adult (ages 18 through 64 years)		\$6.50	\$7.50	\$8	Proposed increase to help offset estimated ongoing salary increases in the Park Fund associated with approved Collective Bargaining Agreements over the 2025-2026 biennium.
Swimming Pools	Recreation Swimming – Indoor & Outdoor Pools	13	Senior Adult (65 years & older) and Adaptive		\$4.50	\$5.50	\$6	Proposed increase to help offset estimated ongoing salary increases in the Park Fund associated with approved Collective Bargaining Agreements over the 2025-2026 biennium.
Swimming Pools	Recreation Swimming – Indoor & Outdoor Pools	13	Non-profit youth (ages 1-17 years) organizations		\$3.25	\$4.25	\$4.75	Proposed increase to help offset estimated ongoing salary increases in the Park Fund associated with approved Collective Bargaining Agreements over the 2025-2026 biennium.
Swimming Pools	Recreation Swimming – Indoor & Outdoor Pools	13	*Adult, 30-day unlimited entry pass for personal fitness and recreation swims		\$71.75	\$85	\$91.50	Proposed increase to help offset estimated ongoing salary increases in the Park Fund associated with approved Collective Bargaining Agreements over the 2025-2026 biennium.
Swimming Pools	Recreation Swimming – Indoor & Outdoor Pools	13	*Senior/Youth/Adaptive, 30-day unlimited entry pass for personal fitness and recreation swims		\$49.75	\$61	\$66.50	Proposed increase to help offset estimated ongoing salary increases in the Park Fund associated with approved Collective Bargaining Agreements over the 2025-2026 biennium.

Changes from the Adopted 2024 Fee Schedule to the Proposed 2025-2026 Fee Schedule

The table below identifies all Seattle Parks and Recreation proposed fees included in Attachment 1 that are changed from 2024 Adopted fees. Changes are noted for Proposed 2025 and 2026 fees when compared to Adopted 2024 fees.

Facility/Area	Service	Page # in 2025-26 Schedule	Description		Adopted 2024 Fee	Proposed 2025 Fee	Proposed 2026 Fee	Comments
Swimming Pools	Recreation Swimming – Indoor & Outdoor Pools	13	Discount Recreational Swim Card – 10 entry pass, Adult		\$58.50	\$68	\$72	Proposed increase to help offset estimated ongoing salary increases in the Park Fund associated with approved Collective Bargaining Agreements over the 2025-2026 biennium.
Swimming Pools	Recreation Swimming – Indoor & Outdoor Pools	13	Discount Recreational Swim Card – 10 entry pass, Senior/Youth/Adaptive		\$40.50	\$50	\$54	Proposed increase to help offset estimated ongoing salary increases in the Park Fund associated with approved Collective Bargaining Agreements over the 2025-2026 biennium.
Swimming Pools	Recreation Swimming – Indoor & Outdoor Pools	13	Special Discount Recreation Swim Pricing (all ages)		\$2.50	\$3.50	\$4	Proposed increase to help offset estimated ongoing salary increases in the Park Fund associated with approved Collective Bargaining Agreements over the 2025-2026 biennium.
Swimming Pools	Fitness – Indoor & Outdoor Pools	12	Fitness, ages 18-64 years – per instructed lesson		\$7	\$8	\$8.50	Proposed increase to help offset estimated ongoing salary increases in the Park Fund associated with approved Collective Bargaining Agreements over the 2025-2026 biennium.
Swimming Pools	Fitness – Indoor & Outdoor Pools	12	Fitness, ages 65 and over, Youth, and Special Populations – per class		\$5	\$6	\$6.50	Proposed increase to help offset estimated ongoing salary increases in the Park Fund associated with approved Collective Bargaining Agreements over the 2025-2026 biennium.
Swimming Pools	Fitness – Indoor & Outdoor Pools	12	Discount Fitness Swim Card – 10 entry pass, Adult		\$63	\$72	\$76.50	Proposed increase to help offset estimated ongoing salary increases in the Park Fund associated with approved Collective Bargaining Agreements over the 2025-2026 biennium.
Swimming Pools	Fitness – Indoor & Outdoor Pools	12	Discount Fitness Swim Card – 10 entry pass, Senior/Yth/Adaptive		\$45	\$54	\$58.50	Proposed increase to help offset estimated ongoing salary increases in the Park Fund associated with approved Collective Bargaining Agreements over the 2025-2026 biennium.
Swimming Pools	Swimming Instruction – Indoor & Outdoor Pools	13	Group Lesson, youth age 6+, tiny tot, adult, or “Guard Start” program– per ½ hr lesson with minimum of 4 students		\$9	\$12	\$12	Proposed increase to help offset estimated ongoing salary increases in the Park Fund associated with approved Collective Bargaining Agreements over the 2025-2026 biennium.
Swimming Pools	Swimming Instruction – Indoor & Outdoor Pools	13	Group Lesson, youth age 6+, tiny tot, adult, or “Guard Start” low income rate – per ½ hr lesson with minimum of 4 students		\$4.50	\$6	\$6	Proposed increase to help offset estimated ongoing salary increases in the Park Fund associated with approved Collective Bargaining Agreements over the 2025-2026 biennium.

Changes from the Adopted 2024 Fee Schedule to the Proposed 2025-2026 Fee Schedule

The table below identifies all Seattle Parks and Recreation proposed fees included in Attachment 1 that are changed from 2024 Adopted fees. Changes are noted for Proposed 2025 and 2026 fees when compared to Adopted 2024 fees.

Facility/Area	Service	Page # in 2025-26 Schedule	Description		Adopted 2024 Fee	Proposed 2025 Fee	Proposed 2026 Fee	Comments
Swimming Pools	Swimming Instruction – Indoor & Outdoor Pools	13	3 yr old Group Lessons – per ½ hr lesson with 3 student class size		\$15	\$18	\$18	Proposed increase to help offset estimated ongoing salary increases in the Park Fund associated with approved Collective Bargaining Agreements over the 2025-2026 biennium.
Swimming Pools	Swimming Instruction – Indoor & Outdoor Pools	13	3 yr old Group Lessons low income rate – per ½ hr lesson with 3 student class size		\$7.50	\$9	\$9	Proposed increase to help offset estimated ongoing salary increases in the Park Fund associated with approved Collective Bargaining Agreements over the 2025-2026 biennium.
Swimming Pools	Swimming Instruction – Indoor & Outdoor Pools	13	Group Lesson, Kinders age 4 & 5 – per ½ hr lesson with 4-6 student class size		\$11	\$14	\$14	Proposed increase to help offset estimated ongoing salary increases in the Park Fund associated with approved Collective Bargaining Agreements over the 2025-2026 biennium.
Swimming Pools	Swimming Instruction – Indoor & Outdoor Pools	13	Group Lesson, Kinders age 4 & 5, low income rate – per ½ hr lesson with 4-6 student class size		\$5.50	\$7	\$7	Proposed increase to help offset estimated ongoing salary increases in the Park Fund associated with approved Collective Bargaining Agreements over the 2025-2026 biennium.
Swimming Pools	Swimming Instruction – Indoor & Outdoor Pools	13	Summer Swim League (Ages 7-18) includes a team T-shirt		\$160	\$220	\$220	Proposed increase to help offset estimated ongoing salary increases in the Park Fund associated with approved Collective Bargaining Agreements over the 2025-2026 biennium.
Swimming Pools	Swimming Instruction – Indoor & Outdoor Pools	13	Summer Swim League (low income families) includes a team T-shirt		\$80	\$110	\$110	Proposed increase to help offset estimated ongoing salary increases in the Park Fund associated with approved Collective Bargaining Agreements over the 2025-2026 biennium.
Swimming Pools	Swimming Instruction – Indoor & Outdoor Pools	13	Personal Instruction – one on one (30-minute lesson)		\$43	\$50	\$50	Proposed increase to help offset estimated ongoing salary increases in the Park Fund associated with approved Collective Bargaining Agreements over the 2025-2026 biennium.
Swimming Pools	Swimming Instruction – Indoor & Outdoor Pools	13	Personal Instruction low income rate – 1 on 1 (30-minute lesson)		\$38	\$45	\$45	Proposed increase to help offset estimated ongoing salary increases in the Park Fund associated with approved Collective Bargaining Agreements over the 2025-2026 biennium.

Changes from the Adopted 2024 Fee Schedule to the Proposed 2025-2026 Fee Schedule

The table below identifies all Seattle Parks and Recreation proposed fees included in Attachment 1 that are changed from 2024 Adopted fees. Changes are noted for Proposed 2025 and 2026 fees when compared to Adopted 2024 fees.

Facility/Area	Service	Page # in 2025-26 Schedule	Description		Adopted 2024 Fee	Proposed 2025 Fee	Proposed 2026 Fee	Comments
Swimming Pools	Swimming Instruction – Indoor & Outdoor Pools	13	Personal Instruction – each additional person in a class		\$14.50	\$18	\$18	Proposed increase to help offset estimated ongoing salary increases in the Park Fund associated with approved Collective Bargaining Agreements over the 2025-2026 biennium.
Swimming Pools	Special Aquatic Safety Courses – Indoor and Outdoor Pools	14	Variety of Red Cross water safety courses		\$40-\$300	\$40-\$500	\$40-\$500	Proposed increase to help offset estimated ongoing salary increases in the Park Fund associated with approved Collective Bargaining Agreements over the 2025-2026 biennium.
Swimming Pools	Aquatic Facility Rental Fees	13	Hourly lifeguard staff costs		\$32	\$34	\$34	Proposed increase to help offset estimated ongoing salary increases in the Park Fund associated with approved Collective Bargaining Agreements over the 2025-2026 biennium.
Swimming Pools	Aquatic Facility Rental Fees	14	Indoor pool or half of Rainier Beach Pool		\$96	\$125	\$125	Proposed increase to help offset estimated ongoing salary increases in the Park Fund associated with approved Collective Bargaining Agreements over the 2025-2026 biennium.
Swimming Pools	Aquatic Facility Rental Fees	14	Hourly indoor pool rate for shallow end only in bulkhead pools		\$49	\$70	\$70	Proposed increase to help offset estimated ongoing salary increases in the Park Fund associated with approved Collective Bargaining Agreements over the 2025-2026 biennium.
Swimming Pools	Aquatic Facility Rental Fees	14	Indoor Pool rental, per hour		\$420	\$420	\$420	Proposed increase to help offset estimated ongoing salary increases in the Park Fund associated with approved Collective Bargaining Agreements over the 2025-2026 biennium.
Swimming Pools	Aquatic Facility Rental Fees	14	Colman Pool rental, per hour		\$149	\$190	\$190	Proposed increase to help offset estimated ongoing salary increases in the Park Fund associated with approved Collective Bargaining Agreements over the 2025-2026 biennium.
Swimming Pools	Aquatic Facility Rental Fees	14	Mounger Pool or Rainier Beach Pool rental, per hour		\$159	\$210	\$210	Proposed increase to help offset estimated ongoing salary increases in the Park Fund associated with approved Collective Bargaining Agreements over the 2025-2026 biennium.
Swimming Pools	Swimming Pools – Competitive Sports Rentals	14	Hourly lifeguard staff costs (per lifeguard)		\$32	\$34	\$34	Proposed increase to help offset estimated ongoing salary increases in the Park Fund associated with approved Collective Bargaining Agreements over the 2025-2026 biennium.

Changes from the Adopted 2024 Fee Schedule to the Proposed 2025-2026 Fee Schedule

The table below identifies all Seattle Parks and Recreation proposed fees included in Attachment 1 that are changed from 2024 Adopted fees. Changes are noted for Proposed 2025 and 2026 fees when compared to Adopted 2024 fees.

Facility/Area	Service	Page # in 2025-26 Schedule	Description		Adopted 2024 Fee	Proposed 2025 Fee	Proposed 2026 Fee	Comments
Swimming Pools	Swimming Pools – Competitive Sports Rentals	14	Beginning Swim Team for youth – introductory beginning level, per hour for all lanes		\$91	\$120	\$120	Proposed increase to help offset estimated ongoing salary increases in the Park Fund associated with approved Collective Bargaining Agreements over the 2025-2026 biennium.
Swimming Pools	Swimming Pools – Competitive Sports Rentals	14	Indoor competitive sports rental (between 6am-8pm) cost per hour		\$117	\$158	\$158	Proposed increase to help offset estimated ongoing salary increases in the Park Fund associated with approved Collective Bargaining Agreements over the 2025-2026 biennium.
Swimming Pools	Swimming Pools – Competitive Sports Rentals	14	Hourly indoor competitive sports (between 6am-8pm) rate for shallow end only in bulkhead pools when deep end is in use		\$59.50	\$80	\$80	Proposed increase to help offset estimated ongoing salary increases in the Park Fund associated with approved Collective Bargaining Agreements over the 2025-2026 biennium.
Swimming Pools	Swimming Pools – Competitive Sports Rentals	14	Indoor competitive sports rental (between 8pm-6am) cost per hour when pool is scheduled to be closed to the public		\$107	\$144	\$144	Proposed increase to help offset estimated ongoing salary increases in the Park Fund associated with approved Collective Bargaining Agreements over the 2025-2026 biennium.
Swimming Pools	Swimming Pools – Competitive Sports Rentals	14	Hourly indoor competitive sports (between 8pm-6am) rate for shallow end only in bulkhead pools when deep end is in use		\$49.25	\$70	\$70	Proposed increase to help offset estimated ongoing salary increases in the Park Fund associated with approved Collective Bargaining Agreements over the 2025-2026 biennium.
Swimming Pools	Swimming Pools – Competitive Sports Rentals	14	Indoor pool competitive sports rental or Swim Meet, per hour		\$233	\$320	\$320	Proposed increase to help offset estimated ongoing salary increases in the Park Fund associated with approved Collective Bargaining Agreements over the 2025-2026 biennium.
Swimming Pools	Swimming Pools – Competitive Sports Rentals	15	Colman Pool competitive sports rental, per hour, plus staff costs		\$202	\$275	\$275	Proposed increase to help offset estimated ongoing salary increases in the Park Fund associated with approved Collective Bargaining Agreements over the 2025-2026 biennium.
Swimming Pools	Timing System Rental	15	Additional staff charge		\$31	\$34	\$34	Proposed increase to help offset estimated ongoing salary increases in the Park Fund associated with approved Collective Bargaining Agreements over the 2025-2026 biennium.

Changes from the Adopted 2024 Fee Schedule to the Proposed 2025-2026 Fee Schedule

The table below identifies all Seattle Parks and Recreation proposed fees included in Attachment 1 that are changed from 2024 Adopted fees. Changes are noted for Proposed 2025 and 2026 fees when compared to Adopted 2024 fees.

Facility/Area	Service	Page # in 2025-26 Schedule	Description		Adopted 2024 Fee	Proposed 2025 Fee	Proposed 2026 Fee	Comments
Swimming Pools	Special Programs	16	Super Deluxe Birthday Party Package – Minimum package fee		\$273.25	\$370	\$370	Proposed increase to help offset estimated ongoing salary increases in the Park Fund associated with approved Collective Bargaining Agreements over the 2025-2026 biennium.
Swimming Pools	Special Programs	16	Super Deluxe Birthday Party Package – Additional fee per child		\$13.50	\$15	\$15	Proposed increase to help offset estimated ongoing salary increases in the Park Fund associated with approved Collective Bargaining Agreements over the 2025-2026 biennium.
Swimming Pools	Special Programs	16	Wading Pool Rental – Minimum 4 hours of operation		\$500	\$600	\$600	Proposed increase to help offset estimated ongoing salary increases in the Park Fund associated with approved Collective Bargaining Agreements over the 2025-2026 biennium.
Swimming Pools	Special Programs	16	Wading Pool Rental – each additional hour		\$50	\$75	\$75	Proposed increase to help offset estimated ongoing salary increases in the Park Fund associated with approved Collective Bargaining Agreements over the 2025-2026 biennium.
Swimming Pools	Aquatic Special Events	17	Special events, per day		\$300	\$350	\$350	Proposed increase to help offset estimated ongoing salary increases in the Park Fund associated with approved Collective Bargaining Agreements over the 2025-2026 biennium.
Athletic Facilities	West Seattle Stadium & Interbay Stadium Usage Fees	19	Athletic Stadium Games, Meets & Events		\$79	\$91	\$95	Proposed increase to help offset estimated ongoing salary increases in the Park Fund associated with approved Collective Bargaining Agreements over the 2025-2026 biennium.
Athletic Facilities	West Seattle Stadium & Interbay Stadium Usage Fees	19	Practice Fee adult & youth practices		\$58.75	\$69	\$72	Proposed increase to help offset estimated ongoing salary increases in the Park Fund associated with approved Collective Bargaining Agreements over the 2025-2026 biennium.
Athletic Facilities	West Seattle Stadium & Interbay Stadium Usage Fees	19	West Seattle Stadium only – youth fee		\$15	\$19	\$20	Proposed increase to help offset estimated ongoing salary increases in the Park Fund associated with approved Collective Bargaining Agreements over the 2025-2026 biennium.

Changes from the Adopted 2024 Fee Schedule to the Proposed 2025-2026 Fee Schedule

The table below identifies all Seattle Parks and Recreation proposed fees included in Attachment 1 that are changed from 2024 Adopted fees. Changes are noted for Proposed 2025 and 2026 fees when compared to Adopted 2024 fees.

Facility/Area	Service	Page # in 2025-26 Schedule	Description		Adopted 2024 Fee	Proposed 2025 Fee	Proposed 2026 Fee	Comments
Athletic Facilities	West Seattle Stadium & Interbay Stadium Usage Fees	19	Rental of the West fenced Field Event area		\$15	\$19	\$19	Proposed increase to help offset estimated ongoing salary increases in the Park Fund associated with approved Collective Bargaining Agreements over the 2025-2026 biennium.
Athletic Facilities	West Seattle Stadium & Interbay Stadium Usage Fees	19	Light Fee		\$31.50	\$40	\$42	Proposed increase to help offset estimated ongoing salary increases in the Park Fund associated with approved Collective Bargaining Agreements over the 2025-2026 biennium.
Athletic Facilities	Adult Sports Fees	N/A	Indoor Sports League Fee		\$25	N/A	N/A	Removed fee
Athletic Facilities	Adult Sports Fees	N/A	Adult Sports Team Administration Fee		\$30	N/A	N/A	Removed fee
Athletic Facilities	Adult Sports Fees	20	Adult Outdoor Use, per hour – synthetic field		\$81	\$91	\$95	Proposed increase to help offset estimated ongoing salary increases in the Park Fund associated with approved Collective Bargaining Agreements over the 2025-2026 biennium.
Athletic Facilities	Adult Sports Fees	20	Adult Outdoor Use, per hour – non-synthetic field		\$60	\$69	\$72	Proposed increase to help offset estimated ongoing salary increases in the Park Fund associated with approved Collective Bargaining Agreements over the 2025-2026 biennium.
Athletic Facilities	Adult Sports Fees	20	Outdoor Field Lighting fee, per hour		\$31.50	\$40	\$42	Proposed increase to help offset estimated ongoing salary increases in the Park Fund associated with approved Collective Bargaining Agreements over the 2025-2026 biennium.
Athletic Facilities	Youth Sports Fees	20	Youth Outdoor Use, per hour – synthetic field		\$16	\$24	\$31	Proposed increase to help offset estimated ongoing salary increases in the Park Fund associated with approved Collective Bargaining Agreements over the 2025-2026 biennium.
Athletic Facilities	Youth Sports Fees	20	Youth Outdoor Use, per hour – non-synthetic field		\$10.50	\$15	\$20	Proposed increase to help offset estimated ongoing salary increases in the Park Fund associated with approved Collective Bargaining Agreements over the 2025-2026 biennium.

Changes from the Adopted 2024 Fee Schedule to the Proposed 2025-2026 Fee Schedule

The table below identifies all Seattle Parks and Recreation proposed fees included in Attachment 1 that are changed from 2024 Adopted fees. Changes are noted for Proposed 2025 and 2026 fees when compared to Adopted 2024 fees.

Facility/Area	Service	Page # in 2025-26 Schedule	Description		Adopted 2024 Fee	Proposed 2025 Fee	Proposed 2026 Fee	Comments
Athletic Facilities	Youth Sports Fees	20	Private School Outdoor Use, per hour – synthetic field		\$81	\$91	\$95	Proposed increase to help offset estimated ongoing salary increases in the Park Fund associated with approved Collective Bargaining Agreements over the 2025-2026 biennium.
Athletic Facilities	Youth Sports Fees	20	Private School Outdoor Use, per hour – non-synthetic field		\$60	\$69	\$72	Proposed increase to help offset estimated ongoing salary increases in the Park Fund associated with approved Collective Bargaining Agreements over the 2025-2026 biennium.
Athletic Facilities	Youth Sports Fees	20	Outdoor youth Sports Camps, per hour – all field surfaces		\$81	\$91	\$95	Proposed increase to help offset estimated ongoing salary increases in the Park Fund associated with approved Collective Bargaining Agreements over the 2025-2026 biennium.
Athletic Facilities	Youth Sports Fees	20	Outdoor Field Lighting Fee, per hour		\$31.50	\$40	\$42	Proposed increase to help offset estimated ongoing salary increases in the Park Fund associated with approved Collective Bargaining Agreements over the 2025-2026 biennium.
Athletics Facilities	SPR Outdoor Tennis Courts	20	Tennis Reservations – 1 hour court rental, Adult Play		\$8	\$8	\$8.25	Proposed increase to help offset estimated ongoing salary increases in the Park Fund associated with approved Collective Bargaining Agreements over the 2025-2026 biennium.
Athletics Facilities	SPR Outdoor Tennis Courts	20	Tennis Reservations – 1 hour court rental, Private School		\$13	\$13	\$13.50	Proposed increase to help offset estimated ongoing salary increases in the Park Fund associated with approved Collective Bargaining Agreements over the 2025-2026 biennium.
Athletics Facilities	SPR Outdoor Tennis Courts	20	Tennis Reservations – 1 hour, court rental, Youth Play		\$6	\$6	\$6.25	Proposed increase to help offset estimated ongoing salary increases in the Park Fund associated with approved Collective Bargaining Agreements over the 2025-2026 biennium.
Athletics Facilities	Outdoor Volleyball Courts	21	1 hour, court rental, Adult & Youth play		\$8	\$15	\$16	Proposed increase to help offset estimated ongoing salary increases in the Park Fund associated with approved Collective Bargaining Agreements over the 2025-2026 biennium.
Athletics Facilities	Outdoor Volleyball Courts	21	1 hour, court rental, Private School		\$8	\$22	\$23	Proposed increase to help offset estimated ongoing salary increases in the Park Fund associated with approved Collective Bargaining Agreements over the 2025-2026 biennium.
Athletics Facilities	Outdoor Volleyball Courts	21	1 hour, court rental, Camps/Leagues		N/A	\$22	\$23	Proposed NEW FEE to help offset estimated ongoing salary increases in the Park Fund associated with approved Collective Bargaining Agreements over the 2025-2026 biennium.

Changes from the Adopted 2024 Fee Schedule to the Proposed 2025-2026 Fee Schedule

The table below identifies all Seattle Parks and Recreation proposed fees included in Attachment 1 that are changed from 2024 Adopted fees. Changes are noted for Proposed 2025 and 2026 fees when compared to Adopted 2024 fees.

Facility/Area	Service	Page # in 2025-26 Schedule	Description		Adopted 2024 Fee	Proposed 2025 Fee	Proposed 2026 Fee	Comments
Community Meeting Rooms & Gymsnasiums	Hourly Room & Gymnasium Rental Fees	24	Rooms - Small Rooms (1-400 square feet), per hr		\$24 Class A/\$49 Class C	\$37 Class A/\$52 Class C	\$37 Class A/\$52 Class C	Proposed increase to help offset estimated ongoing salary increases in the Park Fund associated with approved Collective Bargaining Agreements over the 2025-2026 biennium.
Community Meeting Rooms & Gymsnasiums	Hourly Room & Gymnasium Rental Fees	24	Rooms - Medium Rooms (401-1,500 square feet), per hr		\$31 Class A/\$62 Class C	\$46 Class A/\$65 Class C	\$46 Class A/\$65 Class C	Proposed increase to help offset estimated ongoing salary increases in the Park Fund associated with approved Collective Bargaining Agreements over the 2025-2026 biennium.
Community Meeting Rooms & Gymsnasiums	Hourly Room & Gymnasium Rental Fees	24	Rooms - Large Rooms (1,500+ square feet), per hr		\$42 Class A/\$83 Class C	\$62 Class A/\$88 Class C	\$62 Class A/\$88 Class C	Proposed increase to help offset estimated ongoing salary increases in the Park Fund associated with approved Collective Bargaining Agreements over the 2025-2026 biennium.
Community Meeting Rooms & Gymsnasiums	Hourly Room & Gymnasium Rental Fees	24	Rooms - Additional fee for events with Alcohol		\$75 Class C	\$100 Class C	\$100 Class C	Proposed increase to help offset estimated ongoing salary increases in the Park Fund associated with approved Collective Bargaining Agreements over the 2025-2026 biennium.
Community Meeting Rooms & Gymsnasiums	Hourly Room & Gymnasium Rental Fees	24	Gymnasiums – Small gym, Athletic Use		\$21 Class A/\$42 Class C	\$49 Class A/\$69 Class C	\$49 Class A/\$72 Class C	Proposed increase to help offset estimated ongoing salary increases in the Park Fund associated with approved Collective Bargaining Agreements over the 2025-2026 biennium.
Community Meeting Rooms & Gymsnasiums	Hourly Room & Gymnasium Rental Fees	24	Gymnasiums – Small gym, Non-Athletic Use		\$45 Class A/\$87 Class C	\$64 Class A/\$92 Class C	\$64 Class A/\$96 Class C	Proposed increase to help offset estimated ongoing salary increases in the Park Fund associated with approved Collective Bargaining Agreements over the 2025-2026 biennium.
Community Meeting Rooms & Gymsnasiums	Hourly Room & Gymnasium Rental Fees	24	Gymnasium – Large gym, Athletic Use		\$28 Class A/\$55 Class C	\$62 Class A/\$88 Class C	\$62 Class A/\$94 Class C	Proposed increase to help offset estimated ongoing salary increases in the Park Fund associated with approved Collective Bargaining Agreements over the 2025-2026 biennium.
Community Meeting Rooms & Gymsnasiums	Hourly Room & Gymnasium Rental Fees	24	Gymnasiums – Large gym, Non-Athletic Use		\$76 Class C/\$152 Class C	\$112 Class A/\$160 Class C	\$112 Class A/\$166 Class C	Proposed increase to help offset estimated ongoing salary increases in the Park Fund associated with approved Collective Bargaining Agreements over the 2025-2026 biennium.

Changes from the Adopted 2024 Fee Schedule to the Proposed 2025-2026 Fee Schedule

The table below identifies all Seattle Parks and Recreation proposed fees included in Attachment 1 that are changed from 2024 Adopted fees. Changes are noted for Proposed 2025 and 2026 fees when compared to Adopted 2024 fees.

Facility/Area	Service	Page # in 2025-26 Schedule	Description		Adopted 2024 Fee	Proposed 2025 Fee	Proposed 2026 Fee	Comments
Bathhouse, Boathouse, Pumphouse, and Shelterhouse Rentals, and Magnuson Park Indoor Rentals	Bathhouse, Boathouse, Pumphouse, and Shelterhouse Rentals, and Magnuson Park Indoor Rentals	28	Alki Beach Bathhouse Building Rental – Main Hall and painting room		\$100/hour	\$125/hour	\$130/hour	Proposed increase to help offset estimated ongoing salary increases in the Park Fund associated with approved Collective Bargaining Agreements over the 2025-2026 biennium.
Bathhouse, Boathouse, Pumphouse, and Shelterhouse Rentals, and Magnuson Park Indoor Rentals	Bathhouse, Boathouse, Pumphouse, and Shelterhouse Rentals, and Magnuson Park Indoor Rentals	N/A	Alki Beach Bathhouse Painting Room		\$50/hour	N/A	N/A	Removed fee
Bathhouse, Boathouse, Pumphouse, and Shelterhouse Rentals, and Magnuson Park Indoor Rentals	Bathhouse, Boathouse, Pumphouse, and Shelterhouse Rentals, and Magnuson Park Indoor Rentals	28	Alki Beach Bathhouse Patio (cannot be rented separately; must be rented in addition to Main Hall)		\$45/hour	\$45/hour	\$47/hour	Proposed increase to help offset estimated ongoing salary increases in the Park Fund associated with approved Collective Bargaining Agreements over the 2025-2026 biennium.
Bathhouse, Boathouse, Pumphouse, and Shelterhouse Rentals, and Magnuson Park Indoor Rentals	Bathhouse, Boathouse, Pumphouse, and Shelterhouse Rentals, and Magnuson Park Indoor Rentals	28	Dakota Place Shelterhouse Building Rental – Friday, Saturday or Sunday ONLY		\$80/hour	\$80/hour	\$83/hour	Proposed increase to help offset estimated ongoing salary increases in the Park Fund associated with approved Collective Bargaining Agreements over the 2025-2026 biennium.

Changes from the Adopted 2024 Fee Schedule to the Proposed 2025-2026 Fee Schedule

The table below identifies all Seattle Parks and Recreation proposed fees included in Attachment 1 that are changed from 2024 Adopted fees. Changes are noted for Proposed 2025 and 2026 fees when compared to Adopted 2024 fees.

Facility/Area	Service	Page # in 2025-26 Schedule	Description		Adopted 2024 Fee	Proposed 2025 Fee	Proposed 2026 Fee	Comments
Bathhouse, Boathouse, Pumphouse, and Shelterhouse Rentals, and Magnuson Park Indoor Rentals	Bathhouse, Boathouse, Pumphouse, and Shelterhouse Rentals, and Magnuson Park Indoor Rentals	28	Dakota Place Shelterhouse outside Patio		\$50/hour	\$50/hour	\$52/hour	Proposed increase to help offset estimated ongoing salary increases in the Park Fund associated with approved Collective Bargaining Agreements over the 2025-2026 biennium.
Bathhouse, Boathouse, Pumphouse, and Shelterhouse Rentals, and Magnuson Park Indoor Rentals	Bathhouse, Boathouse, Pumphouse, and Shelterhouse Rentals, and Magnuson Park Indoor Rentals	28	Golden Gardens Bathhouse Building Rental – includes Main Hall, kitchen, & meeting room		\$225/hour	\$280/hour	\$290/hour	Proposed increase to help offset estimated ongoing salary increases in the Park Fund associated with approved Collective Bargaining Agreements over the 2025-2026 biennium.
Bathhouse, Boathouse, Pumphouse, and Shelterhouse Rentals, and Magnuson Park Indoor Rentals	Bathhouse, Boathouse, Pumphouse, and Shelterhouse Rentals, and Magnuson Park Indoor Rentals	28	Madrona Playfield Shelterhouse Building Rental – Main Hall		N/A	\$35/hour	\$35/hour	Currently charged fee that is not listed in Fees & Charges document.
Bathhouse, Boathouse, Pumphouse, and Shelterhouse Rentals, and Magnuson Park Indoor Rentals	Bathhouse, Boathouse, Pumphouse, and Shelterhouse Rentals, and Magnuson Park Indoor Rentals	28	Mt Baker Boathouse STANDARD Room Rental – Main Hall		\$230/hour	\$230/hour	\$240/hour	Proposed increase to help offset estimated ongoing salary increases in the Park Fund associated with approved Collective Bargaining Agreements over the 2025-2026 biennium.

Changes from the Adopted 2024 Fee Schedule to the Proposed 2025-2026 Fee Schedule

The table below identifies all Seattle Parks and Recreation proposed fees included in Attachment 1 that are changed from 2024 Adopted fees. Changes are noted for Proposed 2025 and 2026 fees when compared to Adopted 2024 fees.

Facility/Area	Service	Page # in 2025-26 Schedule	Description		Adopted 2024 Fee	Proposed 2025 Fee	Proposed 2026 Fee	Comments
Bathhouse, Boathouse, Pumphouse, and Shelterhouse Rentals, and Magnuson Park Indoor Rentals	Bathhouse, Boathouse, Pumphouse, and Shelterhouse Rentals, and Magnuson Park Indoor Rentals	28	Mt Baker Boathouse DISCOUNT Room Rental – Main Hall (includes kitchen and amenities)		\$150/hour	\$150/hour	\$156/hour	Proposed increase to help offset estimated ongoing salary increases in the Park Fund associated with approved Collective Bargaining Agreements over the 2025-2026 biennium.
Bathhouse, Boathouse, Pumphouse, and Shelterhouse Rentals, and Magnuson Park Indoor Rentals	Bathhouse, Boathouse, Pumphouse, and Shelterhouse Rentals, and Magnuson Park Indoor Rentals	28	Mt. Baker Boathouse Small Room		N/A	\$20/hour	\$20/hour	Currently charged fee that is not listed in Fees & Charges document
Bathhouse, Boathouse, Pumphouse, and Shelterhouse Rentals, and Magnuson Park Indoor Rentals	Bathhouse, Boathouse, Pumphouse, and Shelterhouse Rentals, and Magnuson Park Indoor Rentals	28	Pinehurst Shelterhouse Building Rental – Main Hall		N/A	\$45/hour	\$45/hour	Currently charged fee that is not listed in Fees & Charges document
Bathhouse, Boathouse, Pumphouse, and Shelterhouse Rentals, and Magnuson Park Indoor Rentals	Bathhouse, Boathouse, Pumphouse, and Shelterhouse Rentals, and Magnuson Park Indoor Rentals	28	Pritchard Beach Bathhouse Building Rental – Main Hall		\$40/hour	\$50/hour	\$50/hour	Proposed increase to help offset estimated ongoing salary increases in the Park Fund associated with approved Collective Bargaining Agreements over the 2025-2026 biennium.

Changes from the Adopted 2024 Fee Schedule to the Proposed 2025-2026 Fee Schedule

The table below identifies all Seattle Parks and Recreation proposed fees included in Attachment 1 that are changed from 2024 Adopted fees. Changes are noted for Proposed 2025 and 2026 fees when compared to Adopted 2024 fees.

Facility/Area	Service	Page # in 2025-26 Schedule	Description		Adopted 2024 Fee	Proposed 2025 Fee	Proposed 2026 Fee	Comments
Bathhouse, Boathouse, Pumphouse, and Shelterhouse Rentals, and Magnuson Park Indoor Rentals	Bathhouse, Boathouse, Pumphouse, and Shelterhouse Rentals, and Magnuson Park Indoor Rentals	28	Ross Playfield Shelterhouse Building Rental – Main Hall		N/A	\$42/hour	\$42/hour	Proposed NEW FEE to help offset estimated ongoing salary increases in the Park Fund associated with approved Collective Bargaining Agreements over the 2025-2026 biennium.
Bathhouse, Boathouse, Pumphouse, and Shelterhouse Rentals, and Magnuson Park Indoor Rentals	Add'l Fees for Bathhouse, Boathouse, Pumphouse & Shelterhouse	29	Alcohol Fee		\$75	\$75	\$78	Proposed increase to help offset estimated ongoing salary increases in the Park Fund associated with approved Collective Bargaining Agreements over the 2025-2026 biennium.
Bathhouse, Boathouse, Pumphouse, and Shelterhouse Rentals, and Magnuson Park Indoor Rentals	Warren G. Magnuson Park	30	Application Fee - Application Fee, non-refundable for Use Permit Fee		\$75	\$75	\$78	Proposed increase to help offset estimated ongoing salary increases in the Park Fund associated with approved Collective Bargaining Agreements over the 2025-2026 biennium.
Bathhouse, Boathouse, Pumphouse, and Shelterhouse Rentals, and Magnuson Park Indoor Rentals	Warren G. Magnuson Park	30	Application Fee - Per location per day film shoots		\$30	\$32	\$32	Proposed increase to help offset estimated ongoing salary increases in the Park Fund associated with approved Collective Bargaining Agreements over the 2025-2026 biennium.

Changes from the Adopted 2024 Fee Schedule to the Proposed 2025-2026 Fee Schedule

The table below identifies all Seattle Parks and Recreation proposed fees included in Attachment 1 that are changed from 2024 Adopted fees. Changes are noted for Proposed 2025 and 2026 fees when compared to Adopted 2024 fees.

Facility/Area	Service	Page # in 2025-26 Schedule	Description		Adopted 2024 Fee	Proposed 2025 Fee	Proposed 2026 Fee	Comments
Bathhouse, Boathouse, Pumphouse, and Shelterhouse Rentals, and Magnuson Park Indoor Rentals	Warren G. Magnuson Park	30	Application Fee - First Amendment use permit fee		\$50	\$52	\$52	Proposed increase to help offset estimated ongoing salary increases in the Park Fund associated with approved Collective Bargaining Agreements over the 2025-2026 biennium.
Bathhouse, Boathouse, Pumphouse, and Shelterhouse Rentals, and Magnuson Park Indoor Rentals	Warren G. Magnuson Park	30	Application Fee - Alcohol Use Fee		\$75	\$75	\$78	Proposed increase to help offset estimated ongoing salary increases in the Park Fund associated with approved Collective Bargaining Agreements over the 2025-2026 biennium.
Bathhouse, Boathouse, Pumphouse, and Shelterhouse Rentals, and Magnuson Park Indoor Rentals	Warren G. Magnuson Park	30	Application Fee - Tables		Up to 25 - \$212.50 Up to 50 - \$425 Up to 100 - \$850	Up to 25 - \$212.50 Up to 50 - \$425 Up to 100 - \$850	Up to 25 - \$225.00 Up to 50 - \$450 Up to 100 - \$900	Proposed increase to help offset estimated ongoing salary increases in the Park Fund associated with approved Collective Bargaining Agreements over the 2025-2026 biennium.
Bathhouse, Boathouse, Pumphouse, and Shelterhouse Rentals, and Magnuson Park Indoor Rentals	Warren G. Magnuson Park	30	Application Fee - Chairs		Up to 100 - \$250 Up to 250 - \$625 Up to 500 - \$1,250	Up to 100 - \$250 Up to 250 - \$625 Up to 500 - \$1,250	Up to 100 - \$275 Up to 250 - \$687.50 Up to 500 - \$1,375	Proposed increase to help offset estimated ongoing salary increases in the Park Fund associated with approved Collective Bargaining Agreements over the 2025-2026 biennium.

Changes from the Adopted 2024 Fee Schedule to the Proposed 2025-2026 Fee Schedule

The table below identifies all Seattle Parks and Recreation proposed fees included in Attachment 1 that are changed from 2024 Adopted fees. Changes are noted for Proposed 2025 and 2026 fees when compared to Adopted 2024 fees.

Facility/Area	Service	Page # in 2025-26 Schedule	Description		Adopted 2024 Fee	Proposed 2025 Fee	Proposed 2026 Fee	Comments
Bathroom, Boathouse, Pumphouse, and Shelterhouse Rentals, and Magnuson Park Indoor Rentals	Warren G. Magnuson Park		Special Amenity Facility/Site Rentals – Bldg 30 Workshop		\$91/hour	\$91/hour	\$95/hour	Proposed increase to help offset estimated ongoing salary increases in the Park Fund associated with approved Collective Bargaining Agreements over the 2025-2026 biennium.
Bathroom, Boathouse, Pumphouse, and Shelterhouse Rentals, and Magnuson Park Indoor Rentals	Warren G. Magnuson Park		Special Amenity Facility/Site Rentals – West Wing – Officers Club		\$102/hour	\$102/hour	\$106/hour	Proposed increase to help offset estimated ongoing salary increases in the Park Fund associated with approved Collective Bargaining Agreements over the 2025-2026 biennium.
Bathroom, Boathouse, Pumphouse, and Shelterhouse Rentals, and Magnuson Park Indoor Rentals	Warren G. Magnuson Park		Special Amenity Facility/Site Rentals – Hangar 30, hourly weekend rate		\$235/hour	\$295/hour	\$307/hour	Proposed increase to help offset estimated ongoing salary increases in the Park Fund associated with approved Collective Bargaining Agreements over the 2025-2026 biennium.
Bathroom, Boathouse, Pumphouse, and Shelterhouse Rentals, and Magnuson Park Indoor Rentals	Warren G. Magnuson Park		Special Amenity Facility/Site Rentals – Hangar 30, hourly weekday rate		N/A	\$210/hour	\$218/hour	Proposed NEW FEE to help offset estimated ongoing salary increases in the Park Fund associated with approved Collective Bargaining Agreements over the 2025-2026 biennium.

Changes from the Adopted 2024 Fee Schedule to the Proposed 2025-2026 Fee Schedule

The table below identifies all Seattle Parks and Recreation proposed fees included in Attachment 1 that are changed from 2024 Adopted fees. Changes are noted for Proposed 2025 and 2026 fees when compared to Adopted 2024 fees.

Facility/Area	Service	Page # in 2025-26 Schedule	Description		Adopted 2024 Fee	Proposed 2025 Fee	Proposed 2026 Fee	Comments
Bathhouse, Boathouse, Pumphouse, and Shelterhouse Rentals, and Magnuson Park Indoor Rentals	Warren G. Magnuson Park		Special Amenity Facility/Site Rentals – Hangar 30, hourly weekday rate for regular evening rentals		\$95/hour	\$115/hour	\$120/hour	Proposed increase to help offset estimated ongoing salary increases in the Park Fund associated with approved Collective Bargaining Agreements over the 2025-2026 biennium.
Bathhouse, Boathouse, Pumphouse, and Shelterhouse Rentals, and Magnuson Park Indoor Rentals	Warren G. Magnuson Park		Special Amenity Facility/Site Rentals – Bldg 406 Brig, Belvedere room & Hawthorne Hills Room		\$27/hour	\$27/hour	\$28/hour	Proposed increase to help offset estimated ongoing salary increases in the Park Fund associated with approved Collective Bargaining Agreements over the 2025-2026 biennium.
Bathhouse, Boathouse, Pumphouse, and Shelterhouse Rentals, and Magnuson Park Indoor Rentals	Warren G. Magnuson Park		Special Amenity Facility/Site Rentals – Bldg 406 Brig, Garden room		\$60/hour	\$60/hour	\$62/hour	Proposed increase to help offset estimated ongoing salary increases in the Park Fund associated with approved Collective Bargaining Agreements over the 2025-2026 biennium.
Bathhouse, Boathouse, Pumphouse, and Shelterhouse Rentals, and Magnuson Park Indoor Rentals	Warren G. Magnuson Park		Special Amenity Facility/Site Rentals – Bldg 406 Brig, Matthews Beach and View Ridge rooms		\$79/hour	\$79/hour	\$82/hour	Proposed increase to help offset estimated ongoing salary increases in the Park Fund associated with approved Collective Bargaining Agreements over the 2025-2026 biennium.

Changes from the Adopted 2024 Fee Schedule to the Proposed 2025-2026 Fee Schedule

The table below identifies all Seattle Parks and Recreation proposed fees included in Attachment 1 that are changed from 2024 Adopted fees. Changes are noted for Proposed 2025 and 2026 fees when compared to Adopted 2024 fees.

Facility/Area	Service	Page # in 2025-26 Schedule	Description		Adopted 2024 Fee	Proposed 2025 Fee	Proposed 2026 Fee	Comments
Bathhouse, Boathouse, Pumphouse, and Shelterhouse Rentals, and Magnuson Park Indoor Rentals	Warren G. Magnuson Park		Special Amenity Facility/Site Rentals – Garden Amphitheater		\$170/hour	\$170/hour	\$177/hour	Proposed increase to help offset estimated ongoing salary increases in the Park Fund associated with approved Collective Bargaining Agreements over the 2025-2026 biennium.
Bathhouse, Boathouse, Pumphouse, and Shelterhouse Rentals, and Magnuson Park Indoor Rentals	Warren G. Magnuson Park		Special Amenity Facility/Site Rentals – Parking area use fee		\$295/hour	\$295/hour	\$307/hour	Proposed increase to help offset estimated ongoing salary increases in the Park Fund associated with approved Collective Bargaining Agreements over the 2025-2026 biennium.
Bathhouse, Boathouse, Pumphouse, and Shelterhouse Rentals, and Magnuson Park Indoor Rentals	Warren G. Magnuson Park		Special Amenity Facility/Site Rentals – Hourly use fee for Community, Natural, Special Use and Recreation Area parks (Magnuson Park only)		\$49/hour	\$65/hour	\$68/hour	Proposed increase to help offset estimated ongoing salary increases in the Park Fund associated with approved Collective Bargaining Agreements over the 2025-2026 biennium.
Reservations	Park Area Ceremony Fee		Hourly fee, with 3 hour minimum for garden weddings or ceremonies at Kubota Gardens and Parsons Gardens		\$200	\$200	\$208	Proposed increase to help offset estimated ongoing salary increases in the Park Fund associated with approved Collective Bargaining Agreements over the 2025-2026 biennium.
Reservations	Park Area Ceremony Fee		Hourly fee, with 2 hour minimum for weddings or ceremonies at Alki Beach Park, Golden Gardens Park, Hamilton Viewpoint, Sunset Hill Viewpoint, Volunteer Park, and Washington Park Arboretum, Magnuson Garden Amphitheater		\$170	\$170	\$177	Proposed increase to help offset estimated ongoing salary increases in the Park Fund associated with approved Collective Bargaining Agreements over the 2025-2026 biennium.

Changes from the Adopted 2024 Fee Schedule to the Proposed 2025-2026 Fee Schedule

The table below identifies all Seattle Parks and Recreation proposed fees included in Attachment 1 that are changed from 2024 Adopted fees. Changes are noted for Proposed 2025 and 2026 fees when compared to Adopted 2024 fees.

Facility/Area	Service	Page # in 2025-26 Schedule	Description		Adopted 2024 Fee	Proposed 2025 Fee	Proposed 2026 Fee	Comments
Reservations	Park Area Ceremony Fee		Hourly fee, with 2 hour minimum to use parks not listed above for weddings or other ceremonies		\$148	\$148	\$154	Proposed increase to help offset estimated ongoing salary increases in the Park Fund associated with approved Collective Bargaining Agreements over the 2025-2026 biennium.
Reservations	Picnic Reservation Fee		Each Shelter per HALF-day ranges depending on location		\$60	\$60 - \$90	\$60 - \$90	Changed to a price range, clarified language.
Reservations	Picnic Reservation Fee		Each Shelter at Golden Gardens, Carkeek, Alki, Lincon Park and		\$75	\$110 - \$160	\$110 - \$160	Changed to a price range, clarified language.
Reservations	Picnic Reservation Fee	N/A	Each Regular Shelter per DAY (excluding Golden Gardens, Carkeek, Alki, Lincoln Park and Magnuson Park)		\$110	N/A	N/A	Removed fee to streamline Picnic Reservation Shelter fees.
Reservations	Picnic Reservation Fee	N/A	Each Shelter at Golden Gardens, Carkeek, Alki, Lincoln Park and Magnuson Park per DAY		\$120	N/A	N/A	Removed fee to streamline Picnic Reservation Shelter fees.
Reservations	Picnic Reservation Fee		Each Table, per day (Mon-Fri)		\$25	\$25	\$26	Added clarification for Mon-Fri.
Reservations	Picnic Reservation Fee		Each Table, per day (Sat-Sun)		N/A	\$30	\$31	Proposed NEW FEE to help offset estimated ongoing salary increases in the Park Fund associated with approved Collective Bargaining Agreements over the 2025-2026 biennium.
Reservations	Picnic Reservation Fee		Each Table, per half day (Mon-Fri)		\$15	\$15	\$15	Added clarification for Mon-Fri.
Reservations	Picnic Reservation Fee		Each Table, per half day (Sat-Sun)		N/A	\$20	\$21	Proposed NEW FEE to help offset estimated ongoing salary increases in the Park Fund associated with approved Collective Bargaining Agreements over the 2025-2026 biennium.
Reservations	Picnic Reservation Fee		Reschedule fee		\$25	\$25	\$26	Proposed increase to help offset estimated ongoing salary increases in the Park Fund associated with approved Collective Bargaining Agreements over the 2025-2026 biennium.

Changes from the Adopted 2024 Fee Schedule to the Proposed 2025-2026 Fee Schedule

The table below identifies all Seattle Parks and Recreation proposed fees included in Attachment 1 that are changed from 2024 Adopted fees. Changes are noted for Proposed 2025 and 2026 fees when compared to Adopted 2024 fees.

Facility/Area	Service	Page # in 2025-26 Schedule	Description		Adopted 2024 Fee	Proposed 2025 Fee	Proposed 2026 Fee	Comments
Permits	General Provision		Application fee		\$50	\$50	\$52	Proposed increase to help offset estimated ongoing salary increases in the Park Fund associated with approved Collective Bargaining Agreements over the 2025-2026 biennium.
Permits	General Provision		Standard Application fee – Use Permits		\$75	\$75	\$78	Proposed increase to help offset estimated ongoing salary increases in the Park Fund associated with approved Collective Bargaining Agreements over the 2025-2026 biennium.
Permits	General Provision		Booth fee		\$30	\$30	\$31	Proposed increase to help offset estimated ongoing salary increases in the Park Fund associated with approved Collective Bargaining Agreements over the 2025-2026 biennium.
Permits	General Provision		Load/Unload fee, per vehicle		\$25	\$25	\$26	Proposed increase to help offset estimated ongoing salary increases in the Park Fund associated with approved Collective Bargaining Agreements over the 2025-2026 biennium.
Permits	General Provision		Utility hook-up fee – Electrical & Water		\$95	\$120	\$125	Added clarification for electrical & water hook up.
Permits	General Provision		Alcohol use permit fee		\$75	\$75	\$78	Proposed increase to help offset estimated ongoing salary increases in the Park Fund associated with approved Collective Bargaining Agreements over the 2025-2026 biennium.
Permits	General Provision		Supplemental Late Application fee		\$75	\$75	\$78	Proposed increase to help offset estimated ongoing salary increases in the Park Fund associated with approved Collective Bargaining Agreements over the 2025-2026 biennium.
Permits	General Provision		Per surface, per day		\$100	\$100	\$104	Proposed increase to help offset estimated ongoing salary increases in the Park Fund associated with approved Collective Bargaining Agreements over the 2025-2026 biennium.
Permits	General Provision		Hourly use fee for Triangles, Circles, Squares, Pocket Parks, Boulevards and the Burke Gilman Trail		\$15	\$20	\$21	Proposed increase to help offset estimated ongoing salary increases in the Park Fund associated with approved Collective Bargaining Agreements over the 2025-2026 biennium.
Permits	General Provision		Hourly use fee for Downtown & Neighborhood parks		\$25	\$35	\$37	Proposed increase to help offset estimated ongoing salary increases in the Park Fund associated with approved Collective Bargaining Agreements over the 2025-2026 biennium.

Changes from the Adopted 2024 Fee Schedule to the Proposed 2025-2026 Fee Schedule

The table below identifies all Seattle Parks and Recreation proposed fees included in Attachment 1 that are changed from 2024 Adopted fees. Changes are noted for Proposed 2025 and 2026 fees when compared to Adopted 2024 fees.

Facility/Area	Service	Page # in 2025-26 Schedule	Description		Adopted 2024 Fee	Proposed 2025 Fee	Proposed 2026 Fee	Comments
Permits	General Provision		Hourly use fee for Community, Natural, Special Use and Recreation Area Parks		\$35	\$55	\$57	Proposed increase to help offset estimated ongoing salary increases in the Park Fund associated with approved Collective Bargaining Agreements over the 2025-2026 biennium.
Permits	General Provision		Hourly use fee for Community, Natural, Special Use and Recreation Area Parks (Magnuson Park only)		\$49	\$65	\$68	Proposed increase to help offset estimated ongoing salary increases in the Park Fund associated with approved Collective Bargaining Agreements over the 2025-2026 biennium.
Permits	General Provision		Parking area use fee – 25 or few spaces		\$200	\$295	\$307	Proposed increase to help offset estimated ongoing salary increases in the Park Fund associated with approved Collective Bargaining Agreements over the 2025-2026 biennium.
Permits	General Provision		Parking area use fee – 26-50 spaces		\$250	\$350	\$364	Proposed increase to help offset estimated ongoing salary increases in the Park Fund associated with approved Collective Bargaining Agreements over the 2025-2026 biennium.
Permits	General Provision		Parking area use fee – 51 or more spaces		\$575	\$700	\$728	Proposed increase to help offset estimated ongoing salary increases in the Park Fund associated with approved Collective Bargaining Agreements over the 2025-2026 biennium.
Permits	Use of Park Facilities for Filming/ Photography		Per 4-hour block of time, per park		\$30	\$30	\$32	Proposed increase to help offset estimated ongoing salary increases in the Park Fund associated with approved Collective Bargaining Agreements over the 2025-2026 biennium.
Permits	First Amendment Vending		First Amendment Vending		\$75	\$75	\$78	Proposed increase to help offset estimated ongoing salary increases in the Park Fund associated with approved Collective Bargaining Agreements over the 2025-2026 biennium.
Permits	Construction Plan Review		Construction Plan Review		\$128	\$128	\$133	Proposed increase to help offset estimated ongoing salary increases in the Park Fund associated with approved Collective Bargaining Agreements over the 2025-2026 biennium.



Legislation Text

File #: CB 120895, **Version:** 1

CITY OF SEATTLE

ORDINANCE _____

COUNCIL BILL _____

AN ORDINANCE relating to gambling taxes; eliminating the gambling tax on bingo games and raffles; exempting revenues from bingo games and raffles conducted by charitable or nonprofit organizations from the business license tax; removing the monthly installment requirement for punch board and pull tab taxes; and amending Sections 5.45.090, 5.52.030, and 5.55.040 of the Seattle Municipal Code.

WHEREAS, under the Seattle Municipal Code, legal gambling activities are taxed under Chapter 5.52; and

WHEREAS, bingo games and raffles are among the gambling activities that are taxed by the City; and

WHEREAS, the tax on bingo games and raffles currently costs more to administer than it collects in annual receipts; and

WHEREAS, the tax on raffles conducted by nonprofit organizations reduces the proceeds available to the nonprofit organizations and can be difficult to administer; NOW, THEREFORE,

BE IT ORDAINED BY THE CITY OF SEATTLE AS FOLLOWS:

Section 1. Section 5.45.090 of the Seattle Municipal Code, last amended by Ordinance 126236, is amended as follows:

5.45.090 Exemptions

The provisions of this Chapter 5.45 and the licensing requirement in Section 5.55.030 shall not apply to the following:

* * *

K. Gross receipts taxed under other Seattle Municipal Code sections. This Chapter 5.45 shall not apply to any person in respect to a business activity with respect to which tax liability is specifically imposed under

the provisions of Chapter 5.48 or subsection(~~(s 5.52.030.B.1 and 5.52.030.B.3 (bona fide charitable or nonprofit organization gambling activity, bingo, raffle, and fundraising activities)))~~ 5.52.030.B.2, as amended.

* * *

DD. Bingo and non-profit raffles. This Chapter 5.45 shall not apply to amounts derived as receipts from bingo games, or from raffles, conducted by any bona-fide charitable organization or bona-fide nonprofit organization.

Section 2. Section 5.52.030 of the Seattle Municipal Code, last amended by Ordinance 123063, is amended as follows:

5.52.030 Tax levied

A. In accordance with chapter 9.46 RCW, as amended, a tax or fee is levied upon all persons, corporations, associations, or organizations conducting or operating within the City any of the following gambling activities (~~(authorized by RCW 9.46.010, as amended, and RCW 9.46.033, as follows))~~:

1. For the conduct of amusement games, a tax equal to two percent of the net gambling receipts; and

2. For punch boards and pull-tabs, as defined in RCW 9.46.0273, except for those punch boards and pull-tabs taxed under subsection (~~(5.52.030.B.2))~~ 5.52.030.B.1, a tax equal to five percent of the gross gambling receipts.

B. In accordance with chapter 9.46 RCW, as amended, a tax or fee is levied on all bona fide charitable or nonprofit organizations, as defined in RCW 9.46.0209, conducting or operating in the City any of the following gambling activities, as follows:

~~((1. Upon and for the conduct of bingo games, as defined in RCW 9.46.0205, and raffles, as defined in RCW 9.46.0277, a tax equal to five percent of the net gambling receipts; and~~

2))1. For punch boards and pull-tabs, as defined in RCW 9.46.0273, a tax equal to ten percent of the net gambling receipts; and

~~((3))~~2. Upon and for the conduct of a fund-raising event, as defined in RCW 9.46.0233, that is not a bingo game or a raffle, a tax equal to ten percent of the net gambling receipts.

C. Except, no tax shall be imposed:

1. On ~~((bingo or))~~ amusement games when such activity, or any combination thereof, is conducted by a bona fide charitable or nonprofit organization as defined in RCW 9.46.0209, when such organization has no paid operating or management personnel and when net gambling receipts from ~~((bingo or))~~ amusement games or any combination thereof, do not exceed \$5,000 per year; or

~~((2. On the first \$10,000 of net gambling receipts from raffles conducted by any bona fide charitable or nonprofit organization as defined in this Chapter 5.52;~~

3))2. On the conduct of amusement games at the Seattle Center pursuant to a concession agreement with the City.

Section 3. Section 5.55.040 of the Seattle Municipal Code, last amended by Ordinance 126880, is amended as follows:

5.55.040 When due and payable-Reporting periods-Monthly, quarterly, and annual returns-Threshold provisions-Computing time periods-Failure to file returns

A. Other than any annual license fee or registration fee assessed under this Chapter 5.55, the taxes imposed by Chapters 5.35 (Commercial Parking Tax), 5.38 (Payroll Expense Tax), 5.39 (Transportation Network Company Tax), 5.40 (Admission Tax), 5.45 (Business License Tax), 5.46 (Square Footage Tax), 5.48 (Business Tax-Utilities), 5.50 (Firearms and Ammunition Tax), 5.52 (Gambling Tax), and 5.53 (Sweetened Beverage Tax) shall be due and payable in quarterly installments. The Director may use discretion to assign businesses to a monthly or annual reporting period depending on the tax amount owing or type of tax. ~~((Taxes imposed by subsections 5.52.030.A.2 and 5.52.030.B.2 for punch boards and pull tabs shall be due and payable in monthly installments.))~~ Tax returns and payments are due on or before the last day of the next month following the end of the assigned reporting period covered by the return. Effective January 1, 2021, tax returns

and payments are due on or before the time as provided in RCW 82.32.045(1), (2), and (3).

* * *

Section 4. This ordinance shall take effect as provided by Seattle Municipal Code Sections 1.04.020 and 1.04.070.

Passed by the City Council the _____ day of _____, 2024, and signed by
me in open session in authentication of its passage this _____ day of _____, 2024.

President _____ of the City Council

Approved / returned unsigned / vetoed this _____ day of _____, 2024.

Bruce A. Harrell, Mayor

Filed by me this _____ day of _____, 2024.

Scheereen Dedman, City Clerk

(Seal)

SUMMARY and FISCAL NOTE

Department:	Dept. Contact:	CBO Contact:
City Budget Office		Adam Schaefer

1. BILL SUMMARY

Legislation Title: AN ORDINANCE relating to gambling taxes; eliminating the gambling tax on bingo games and raffles; exempting revenues from bingo games and raffles conducted by charitable or nonprofit organizations from the business license tax; removing the monthly installment requirement for punch board and pull tab taxes; and amending Sections 5.45.090, 5.52.030, and 5.55.040 of the Seattle Municipal Code.

Summary and Background of the Legislation: The City of Seattle collects a gambling tax on certain activities under Section 5.52.030 of the Seattle Municipal Code. Among these activities are bingo games and raffles conducted by nonprofit organizations. This legislation eliminates the gambling tax on these two enterprises.

- Bingo game tax receipts are ordinarily much lower than the cost of administering the tax on bingo games.
- The tax on raffles conducted by nonprofit organizations reduces the amount available to the non-profit organization to complete their missions and can be administratively burdensome on the organizations.

The estimated reduction to City revenues in 2025 is approximately \$1000 in bingo game tax receipts and approximately \$95,000 in tax receipts for raffles operated by nonprofit organizations.

2. CAPITAL IMPROVEMENT PROGRAM

Does this legislation create, fund, or amend a CIP Project? ☐ Yes ☒ No

3. SUMMARY OF FINANCIAL IMPLICATIONS

Does this legislation have financial impacts to the City? ☒ Yes ☐ No

Expenditure Change (\$);	2025 est.	2026 est.	2027 est.	2028 est.	2029 est.
General Fund					
Expenditure Change (\$);	2025 est.	2026 est.	2027 est.	2028 est.	2029 est.
Other Funds					

Revenue Change (\$); General Fund	2025 est.	2026 est.	2027 est.	2028 est.	2029 est.
	(\$96,000)	(\$96,000)	(\$96,000)	(\$96,000)	(\$96,000)
Revenue Change (\$); Other Funds	2025 est.	2026 est.	2027 est.	2028 est.	2029 est.

Number of Positions	2025 est.	2026 est.	2027 est.	2028 est.	2029 est.
Total FTE Change	2025 est.	2026 est.	2027 est.	2028 est.	2029 est.

3.a. Appropriations

☐ This legislation adds, changes, or deletes appropriations.

3.b. Revenues/Reimbursements

☒ This legislation adds, changes, or deletes revenues or reimbursements.

Anticipated Revenue/Reimbursement Resulting from This Legislation:

Fund Name and Number	Dept	Revenue Source	2025 Estimated Revenue	2026 Estimated Revenue
General Fund 00100	FAS	Raffle Tax Receipts	(\$95,000)	(\$95,000)
General Fund 00100	FAS	Bingo Tax Receipts	(\$1000)	(\$1000)
TOTAL			(\$96,000)	(\$96,000)

Revenue/Reimbursement Notes:

3.c. Positions

☐ This legislation adds, changes, or deletes positions.

3.d. Other Impacts

Does the legislation have other financial impacts to The City of Seattle, including direct or indirect, one-time or ongoing costs, that are not included in Sections 3.a through 3.c? If so, please describe these financial impacts.

No.

If the legislation has costs, but they can be absorbed within existing operations, please describe how those costs can be absorbed. The description should clearly describe if the absorbed costs are achievable because the department had excess resources within their existing budget or if by absorbing these costs the department is deprioritizing other work that would have used these resources.

N/A

Please describe any financial costs or other impacts of *not* implementing the legislation.

N/A

4. OTHER IMPLICATIONS

a. Please describe how this legislation may affect any departments besides the originating department.

N/A

b. Does this legislation affect a piece of property? If yes, please attach a map and explain any impacts on the property. Please attach any Environmental Impact Statements, Determinations of Non-Significance, or other reports generated for this property.

No.

c. Please describe any perceived implication for the principles of the Race and Social Justice Initiative.

i. How does this legislation impact vulnerable or historically disadvantaged communities? How did you arrive at this conclusion? In your response please consider impacts within City government (employees, internal programs) as well as in the broader community.

N/A

ii. Please attach any Racial Equity Toolkits or other racial equity analyses in the development and/or assessment of the legislation.

N/A

iii. What is the Language Access Plan for any communications to the public?

N/A

d. Climate Change Implications

i. Emissions: How is this legislation likely to increase or decrease carbon emissions in a material way? Please attach any studies or other materials that were used to inform this response.

N/A

ii. Resiliency: Will the action(s) proposed by this legislation increase or decrease Seattle's resiliency (or ability to adapt) to climate change in a material way? If so, explain. If it is likely to decrease resiliency in a material way, describe what will or could be done to mitigate the effects.

N/A

- e. **If this legislation includes a new initiative or a major programmatic expansion: What are the specific long-term and measurable goal(s) of the program? How will this legislation help achieve the program's desired goal(s)? What mechanisms will be used to measure progress towards meeting those goals?**

N/A

5. CHECKLIST

- ☐ **Is a public hearing required?**
- ☐ **Is publication of notice with *The Daily Journal of Commerce* and/or *The Seattle Times* required?**
- ☐ **If this legislation changes spending and/or revenues for a fund, have you reviewed the relevant fund policies and determined that this legislation complies?**
- ☐ **Does this legislation create a non-utility CIP project that involves a shared financial commitment with a non-City partner agency or organization?**

6. ATTACHMENTS

Summary Attachments: None.



Legislation Text

File #: CB 120896, **Version:** 1

CITY OF SEATTLE

ORDINANCE _____

COUNCIL BILL _____

AN ORDINANCE relating to Council requests for information from Executive departments; adjusting timing of reports provisions and removing obsolete reports; amending Section 5.73.130 of the Seattle Municipal Code, Ordinances 122424, 125602, and 126854, and Resolution 31971; repealing Section 5 of Ordinance 125556; and rescinding Section 2 of Resolution 31863, subsection 2.G of Resolution 31902, and Sections 2 and 3 of Resolution 31914.

BE IT ORDAINED BY THE CITY OF SEATTLE AS FOLLOWS:

Section 1. Section 5.73.130 of the Seattle Municipal Code, enacted by Ordinance 125932, is amended as follows:

5.73.130 Annual report

A. Annually in ~~((March))~~ June, the Office of Housing will report on MFTE applications, including project types, sizes, locations, unit mixes, and MFTE set asides, and will analyze rent data for both market-rate and MFTE Units in multifamily housing for which a Final Certificate is issued. The Director will also annually report on the value of the tax exemption granted, changes in the housing market, and changes to State law related to the MFTE program and labor standards. The Director may recommend changes to the program based on report findings, as appropriate, prior to the expiration of the program.

~~((B. Semiannually in September, the Office of Housing will report on MFTE applications, including project types, sizes, locations, unit mixes, and MFTE set asides.~~

~~C.))~~ B. The Executive shall collect labor-related data on projects participating in the MFTE program to advance labor equity outcomes, including payment of prevailing wages, in housing development in Seattle. This data shall include, but not be limited to: construction wage information, apprentice utilization, number of

workers graduating from pre-apprenticeship programs, and the number of workers who participated in mentoring and other training programs. The Office of Housing shall include the requested data in the annual report required by Section 5.73.130. The Office of Housing shall work with MFTE developers, labor unions, and executive agencies to identify ways to comply with and minimize the administrative costs associated with this data collection and submittal process. The Office of Housing shall have the authority, including rule-making authority, to require an owner to provide the data as part of the owner's annual project certification under Section 5.73.100.

Section 2. Section 2 of Ordinance 122424, last amended by Ordinance 124946, is amended as follows:

Section 2. The Seattle Department of Transportation shall report at least ~~((bi-))~~ annually on the operations of all operating streetcar lines. The report shall include both performance metrics and financial metrics; and will include data for the past 5 years, estimates for the current year, and projections for the next 5 years. Performance metrics shall include ridership, farebox recovery ratio, productivity (riders per revenue hour), fare evasion, and reliability. Financial metrics shall include costs, including operating payments to King County, SDOT direct costs and contingency, and major maintenance expenditures; revenues, including farebox recovery, sponsorships and donations, grants and intergovernmental revenues; and actual use of funds from the Consolidated (Residual) Cash Pool for interim financing. Financial reporting shall identify variances from financial projections included in the Adopted Budget. The report shall include a narrative to describe any significant operational policy changes and explain any significant variation from budgeted projections. SDOT may adjust the performance and financial metrics with the written concurrence of the Chair of the Transportation Committee, to reflect changes to reporting methods from King County or other sources of data. The report shall be submitted in writing to the Chair of the Transportation Committee.

Section 3. Section 2 of Ordinance 125602 is amended as follows:

Section 2. The Seattle Police Department shall report to the City Council on the locations of

citations, demographic information regarding citations, and disposition of citations. Reporting shall occur on at least ~~((a quarterly))~~ an annual basis to the Chair and membership of the committee with oversight of public safety, beginning no later than January 31, 2019.

Section 4. Section 2 of Ordinance 126854 is amended as follows:

Section 2. The Council approves the following work plan for the development of permanent regulations to address the matters in this ordinance, as well as other design review-related matters as appropriate:

WORK PLAN:

Outreach on proposed permanent legislation	January 2, 2024 - February 12, ((2024)) <u>2025</u>
Draft permanent legislation and conduct SEPA review on draft permanent legislation	February 12, 2024 - April 15, ((2024)) <u>2025</u>
Mayor Transmits Legislation to Council	April 17, ((2024)) <u>2025</u>
Council Deliberations and Public Hearing on Proposed Legislation	May ((2024)) <u>2025</u>
Legislation Effective	By August 12, ((2024)) <u>2025</u>

Section 5. Section 3 of Resolution 31971 is amended as follows:

Section 3. City Light shall submit an annual report to the Mayor and City Council on progress of implementation and further development of the overall Transportation Electrification Strategic Investment Plan. ~~((City Light will continue to review and update the Transportation Electrification Strategic Investment Plan at least every four years.))~~

Section 6. The following sections of ordinances and resolutions that requested reports are repealed or rescinded:

Ordinance 125556, Section 5;

Resolution 31863, Section 2;

Resolution 31902, subsection 2.G; and

Resolution 31914, Sections 2 and 3.

Section 7. This ordinance shall take effect as provided by Seattle Municipal Code Sections 1.04.020 and 1.04.070.

Passed by the City Council the _____ day of _____, 2024, and signed by
me in open session in authentication of its passage this _____ day of _____, 2024.

President _____ of the City Council

Approved / returned unsigned / vetoed this _____ day of _____, 2024.

Bruce A. Harrell, Mayor

Filed by me this _____ day of _____, 2024.

Scheereen Dedman, City Clerk

(Seal)

SUMMARY and FISCAL NOTE

Department:	Dept. Contact:	CBO Contact:
City Budget Office	Adam Schaefer	N/A

1. BILL SUMMARY

Legislation Title: AN ORDINANCE relating to Council requests for information from Executive departments; adjusting timing of reports provisions and removing obsolete reports; amending Section 5.73.130 of the Seattle Municipal Code, Ordinances 122424, 125602, and 126854, and Resolution 31971; repealing Section 5 of Ordinance 125556; and rescinding Section 2 of Resolution 31863, subsection 2.G of Resolution 31902, and Sections 2 and 3 of Resolution 31914.

Summary and Background of the Legislation: This legislation updates and removes legislated City Council requests for information from Executive departments.

The City Council makes formal requests for information from Executive departments via ordinance, resolution, or budget amendments. These requests may include updates on policy implementation, evaluation of pilot programs, or scoping potential programmatic expansion, among other themes. Occasionally, some of these requests need to be updated to reflect current Council interest, policy goals, and changed landscape. This bill updates the following requests:

Section 1: Revises the timeline for reporting on the Multi-Family Tax Exemption (MFTE) program to better align with available information.

Section 2: Changes the reporting requirement for existing Seattle Streetcar lines from two times per year to annually, as the Seattle Streetcar is now an established program.

Section 3: Changes the reporting requirements for an alternative enforcement provision related to excessive vehicle noise from quarterly to once a year.

Section 4: Changes the timeline for submittal of permanent regulations to align with the expiration of temporary regulations around design review of affordable housing projects.

Section 5: Removes a requirement to update the Transportation Electrification Strategic Investment Plan every four years, as City Light makes updates and submits annual reports more often.

Section 6: Repeals the following requests for information:

- Ordinance 125556 – semiannual reports on the Energy Efficiency as a Service pilot program in SCL. This pilot program is now more than five years old and the department

regularly reports on it via its other oversight channels. The subscription to the pilot does not warrant separate biannual reports.

- Resolution 31863 – biannual reporting on incidence of worker/independent contractor misclassification. The Office of Labor Standards has shifted focus from misclassification to regulation in this area and the information provided is unlikely to be useful to policy makers.
- Resolution 31902 – quarterly reporting on the development of a tree ordinance. The ordinance was adopted in 2023.
- Resolution 31914 – annual reporting on the revenues and spending of transportation network company revenues. Due to subsequent state actions, this is a relatively small source of revenue for the City and requesting three departments report on it is not in alignment with other City revenues.

2. CAPITAL IMPROVEMENT PROGRAM

Does this legislation create, fund, or amend a CIP Project? ☐ Yes ☒ No

3. SUMMARY OF FINANCIAL IMPLICATIONS

Does this legislation have financial impacts to the City? ☐ Yes ☒ No

3.d. Other Impacts

Does the legislation have other financial impacts to The City of Seattle, including direct or indirect, one-time or ongoing costs, that are not included in Sections 3.a through 3.c? If so, please describe these financial impacts.
No.

If the legislation has costs, but they can be absorbed within existing operations, please describe how those costs can be absorbed. The description should clearly describe if the absorbed costs are achievable because the department had excess resources within their existing budget or if by absorbing these costs the department is deprioritizing other work that would have used these resources.

N/A

Please describe any financial costs or other impacts of *not* implementing the legislation.
None.

4. OTHER IMPLICATIONS

- a. **Please describe how this legislation may affect any departments besides the originating department.**

The legislation revises requests for information from multiple City departments and is intended to ease their workload by reducing or eliminating reports requested by the Council.

- b. **Does this legislation affect a piece of property? If yes, please attach a map and explain any impacts on the property. Please attach any Environmental Impact Statements, Determinations of Non-Significance, or other reports generated for this property.**

No.

- c. **Please describe any perceived implication for the principles of the Race and Social Justice Initiative.**

N/A

- i. **How does this legislation impact vulnerable or historically disadvantaged communities? How did you arrive at this conclusion? In your response please consider impacts within City government (employees, internal programs) as well as in the broader community.**

- ii. **Please attach any Racial Equity Toolkits or other racial equity analyses in the development and/or assessment of the legislation.**

- iii. **What is the Language Access Plan for any communications to the public?**

- d. **Climate Change Implications**

- i. **Emissions: How is this legislation likely to increase or decrease carbon emissions in a material way? Please attach any studies or other materials that were used to inform this response.**

N/A

- ii. **Resiliency: Will the action(s) proposed by this legislation increase or decrease Seattle's resiliency (or ability to adapt) to climate change in a material way? If so, explain. If it is likely to decrease resiliency in a material way, describe what will or could be done to mitigate the effects.**

No.

- e. **If this legislation includes a new initiative or a major programmatic expansion: What are the specific long-term and measurable goal(s) of the program? How will this legislation help achieve the program's desired goal(s)? What mechanisms will be used to measure progress towards meeting those goals?**

N/A

5. CHECKLIST

- ☐ **Is a public hearing required?**

- ☐ **Is publication of notice with *The Daily Journal of Commerce* and/or *The Seattle Times* required?**
- ☐ **If this legislation changes spending and/or revenues for a fund, have you reviewed the relevant fund policies and determined that this legislation complies?**
- ☐ **Does this legislation create a non-utility CIP project that involves a shared financial commitment with a non-City partner agency or organization?**

6. ATTACHMENTS

Summary Attachments: None.



Legislation Text

File #: CB 120897, **Version:** 1

CITY OF SEATTLE

ORDINANCE _____

COUNCIL BILL _____

AN ORDINANCE relating to contracting indebtedness; authorizing and providing for the issuance and sale of limited tax general obligation bonds to pay or reimburse all or part of the costs of various elements of the City's capital improvement program and for other City purposes approved by ordinance and to pay the costs of issuance of the bonds; providing parameters for the bond sale terms including conditions, covenants, and other sale terms; creating the 2025 Multipurpose LTGO Bond Fund; amending Ordinance 126219 (as previously amended by Ordinances 126288, 126479, and 126938) and Ordinance 126479; and ratifying and confirming certain prior acts.

WHEREAS, The City of Seattle, Washington (the "City") has determined that it is in its best interest that the capital projects described in this ordinance (the "Projects") be financed by the issuance of limited tax general obligation bonds of the City in a principal amount not to exceed \$65.3 million; and

WHEREAS, RCW 39.36.020 authorizes the City to incur indebtedness without the assent of the voters of the City so long as such indebtedness does not result in a total nonvoted indebtedness of the City in excess of 1.5 percent of the value of taxable property within the City as computed in accordance with RCW 39.36.030; NOW, THEREFORE,

BE IT ORDAINED BY THE CITY OF SEATTLE AS FOLLOWS:

Section 1. **Definitions.** In this ordinance, the following capitalized terms shall have the meanings set forth in this section.

"Authorized Denomination" means \$5,000 or any integral multiple thereof within a maturity of a Series, or such other minimum authorized denominations as may be specified in the applicable Bond Documents.

"Beneficial Owner" means, with regard to a Bond, the owner of any beneficial interest in that Bond.

“Bond” means one of the limited tax general obligation bonds issued pursuant to this ordinance.

“Bond Counsel” means a lawyer or a firm of lawyers, selected by the City, of nationally recognized standing in matters pertaining to bonds issued by states and their political subdivisions.

“Bond Documents” means, with respect to any Series of the Bonds, (a) this ordinance (including any amendatory or supplemental ordinances); (b) the authenticated Bond form; and (c) the written agreement(s) setting forth the Bond sale terms and additional terms, conditions, or covenants pursuant to which such Bond was issued and sold, as set forth in any one or more of the following (if any): (i) a sale resolution, (ii) a Bond Purchase Contract (as defined in the applicable authorizing ordinance), (iii) a Bond indenture, fiscal agent or paying agent agreement, or the State fiscal agency contract, and (iv) a direct purchase or continuing covenant agreement.

“Bond Purchase Contract” means a written offer to purchase a Series of the Bonds pursuant to certain Bond Sale Terms, which offer has been accepted by the City in accordance with this ordinance. In the case of a competitive sale, the Purchaser’s bid for a Series, together with the official notice of sale and Pricing Certificate confirming the Bond Sale Terms, shall comprise the Bond Purchase Contract.

“Bond Redemption Fund” means the City’s General Bond Interest and Redemption Fund, created by Ordinance 112112 and established and to be used for the payment of the principal of and premium, if any, and interest on the Bonds.

“Bond Register” means the books or records maintained by the Bond Registrar for the purpose of registering ownership of each Bond.

“Bond Registrar” means the Fiscal Agent (unless the Director of Finance appoints a different person to act as bond registrar with respect to a particular Series), or any successor bond registrar selected in accordance with the System of Registration.

“Bond Sale Terms” means the terms and conditions for the sale of a Series of the Bonds approved by the Director of Finance consistent with the parameters set forth in Section 4 of this ordinance, including the

maximum principal amount, date or dates, denominations, interest rate or rates (or mechanism for determining the interest rate or rates), payment dates, final maturity, redemption rights, price, and other terms, conditions, or covenants. In connection with a negotiated sale or private placement, the Bond Sale Terms shall be set forth in a Bond Purchase Contract; in connection with a competitive sale, the Bond Sale Terms shall be set forth in a Pricing Certificate.

“Book-Entry Form” means a fully registered form in which physical bond certificates are registered only in the name of the Securities Depository (or its nominee), as Registered Owner, with the physical bond certificates held by and immobilized in the custody of the Securities Depository (or its designee), where the system for recording and identifying the transfer of the ownership interests of the Beneficial Owners in those Bonds is neither maintained by nor the responsibility of the City or the Bond Registrar.

“City” means The City of Seattle, Washington, a municipal corporation duly organized and existing under the laws of the State.

“City Council” means the Seattle City Council of the City, as duly and regularly constituted from time to time.

“Code” means the Internal Revenue Code of 1986, or any successor thereto, as amended, and regulations thereunder.

“Continuing Disclosure Agreement” means, for each Series sold in an offering subject to federal securities regulations requiring a written undertaking to provide continuing disclosure, a continuing disclosure agreement entered into pursuant to Section 14 of this ordinance, in substantially the form attached to this ordinance as Exhibit B.

“Director of Finance” or **“Director”** means the City’s Director of Finance or such other officer who succeeds to substantially all of the responsibilities of that office.

“DTC” means The Depository Trust Company, New York, New York.

“Fiscal Agent” means the fiscal agent of the State, as the same may be designated by the State from

time to time, or such other fiscal agent as the City may later appoint.

“Government Obligations” means, unless otherwise limited in the Bond Documents for a particular Series of the Bonds, any government obligation as that term is defined in RCW 39.53.010, as amended.

“Issue Date” means, with respect to a Bond, the initial date on which that Bond is issued and delivered to the initial Purchaser in exchange for its purchase price.

“Letter of Representations” means the Blanket Issuer Letter of Representations between the City and DTC dated October 4, 2006, as amended, or an agreement with a substitute or successor Securities Depository.

“MSRB” means the Municipal Securities Rulemaking Board.

“Omnibus Refunding Ordinance” means Ordinance 125457, as amended, authorizing the issuance of general obligation refunding bonds, or any future ordinance pursuant to which the Bonds (or any Series of the Bonds) are designated as “refundable bonds.”

“Owner” means, without distinction, the Registered Owner and the Beneficial Owner of a Bond.

“Pricing Certificate” means a certificate executed by the Director of Finance as of the pricing date confirming the Bond Sale Terms for the sale of a Series of the Bonds to the Purchaser of such Series in a competitive sale, in accordance with the parameters set forth in Section 4 of this ordinance.

“Projects” means the various elements of the City’s capital improvement program identified in Exhibit A to this ordinance.

“Purchaser” means the entity or entities selected by the Director of Finance in accordance with this ordinance as underwriter, purchaser, or successful bidder in a sale of any Series of the Bonds.

“Rating Agency” means any nationally recognized rating agency then maintaining a rating on a Series of the Bonds at the request of the City.

“Record Date” means, unless otherwise defined in the Bond Documents, in the case of each interest or principal payment date, the Bond Registrar’s close of business on the 15th day of the month preceding such interest or principal payment date. With regard to redemption of a Bond prior to its maturity, the Record Date

shall mean the Bond Registrar’s close of business on the day prior to the date on which the Bond Registrar sends the notice of redemption to the Registered Owner(s) of the affected Bonds.

“Registered Owner” means, with respect to a Bond, the person in whose name that Bond is registered on the Bond Register. For so long as a Series of the Bonds is in Book-Entry Form under a Letter of Representations, the Registered Owner of such Series shall mean the Securities Depository.

“Rule 15c2-12” means Rule 15c2-12 promulgated by the SEC under the Securities Exchange Act of 1934, as amended.

“SEC” means the United States Securities and Exchange Commission.

“Securities Depository” means DTC, any successor thereto, any substitute securities depository selected by the City, or the nominee of any of the foregoing. Any successor or substitute Securities Depository must be qualified under applicable laws and regulations to provide the services proposed to be provided by it.

“Series” means a series of the Bonds issued pursuant to this ordinance.

“State” means the State of Washington.

“System of Registration” means the system of registration for the City’s bonds and other obligations established pursuant to Seattle Municipal Code Chapter 5.10, as amended.

“Tax Credit Subsidy Bond” means any Taxable Bond that is designated by the City as a tax credit bond pursuant to the Code, and which is further designated as a “qualified bond” under Section 6431 or similar provision of the Code, and with respect to which the City is eligible to claim a Tax Credit Subsidy Payment.

“Tax Credit Subsidy Payment” means a payment by the federal government with respect to a Tax Credit Subsidy Bond.

“Tax-Exempt Bond” means any Bond the interest on which is intended on the Issue Date to be excludable from gross income for federal income tax purposes.

“Taxable Bond” means any Bond the interest on which is not intended, as of the Issue Date, to be excludable from gross income for federal income tax purposes.

“Term Bond” means any Bond that is issued subject to mandatory redemption prior to its maturity in periodic mandatory redemption payments in accordance with subsection 7(b) of this ordinance.

Section 2. **Authorization of Bonds.** The City is authorized to borrow money on the credit of the City and issue limited tax general obligation bonds evidencing indebtedness in the maximum principal amount stated in Section 4 of this ordinance to pay or reimburse all or part of the costs of the Projects (which costs may include capitalized interest, if necessary), and to pay the costs of issuance of the Bonds. The Bonds may be issued in one or more Series and may be combined with other general obligation bonds (including refunding bonds) authorized separately. The Bonds shall be designated limited tax general obligation bonds, shall be numbered separately, and shall have any name, year, series, or other labels as deemed necessary or appropriate by the Director of Finance.

Section 3. **Manner of Sale of Bonds.** The Director of Finance may provide for the sale of each Series by competitive sale, negotiated sale, limited offering, or private placement. The Purchaser of each Series shall be chosen through a selection process acceptable to the Director of Finance. The Director is authorized to specify a date and time of sale and a date and time for the delivery of each Series; in the case of a competitive sale, to provide an official notice of sale including bid parameters and other bid requirements and to provide for the use of an electronic bidding mechanism; to provide for and determine matters relating to the forward or delayed delivery of the Bonds, if deemed desirable; and to specify other matters that the Director determines are necessary, appropriate, or desirable in order to carry out the sale of each Series. Each Series must be sold on Bond Sale Terms consistent with the parameters set forth in Section 4 of this ordinance.

Section 4. **Appointment of Designated Representative; Bond Sale Terms.**

(a) **Designated Representative.** The Director of Finance is appointed to serve as the City’s designated representative in connection with the issuance and sale of the Bonds in accordance with RCW 39.46.040(2) and this ordinance.

(b) **Parameters for Bond Sale Terms.** The Director of Finance is authorized to approve, on behalf of

the City, Bond Sale Terms for the sale of the Bonds in one or more Series and, in connection with each such sale, to execute a Bond Purchase Contract (or, in the case of a competitive sale, a Pricing Certificate) confirming the Bond Sale Terms and such related agreements as may be necessary or desirable, consistent with the following parameters:

(i) **Maximum Principal Amount.** The maximum aggregate principal amount of all Series of the Bonds authorized by this ordinance may not exceed \$65.3 million.

(ii) **Date or Dates.** Each Bond shall be dated its Issue Date, as determined by the Director of Finance, which Issue Date may not be later than December 31, 2027.

(iii) **Denominations.** The Bonds shall be issued in Authorized Denominations.

(iv) **Interest Rate(s).** Each Bond shall bear interest from its Issue Date or from the most recent date to which interest has been paid or duly provided, unless otherwise provided in the applicable Bond Documents. One or more rates of interest shall be established for each maturity of each Series of the Bonds, which rate or rates may be fixed or variable. The true interest cost for any fixed rate Series may not exceed a rate of 10 percent per annum.

(v) **Payment Dates.** Interest shall be payable on dates acceptable to the Director of Finance. Principal shall be payable on dates acceptable to the Director, which shall include payment at the maturity of each Bond, payment in mandatory redemption installments applicable to Term Bonds, and other payments as required in accordance with any redemption or tender provisions set forth in the Bond Documents.

(vi) **Final Maturity.** Each Bond shall mature no later than 31 years after its Issue Date.

(vii) **Redemption Prior to Maturity.** The Bond Sale Terms may include redemption provisions, as determined by the Director of Finance, consistent with Section 7 of this ordinance and subject to the following:

(A) **Optional Redemption.** The Director of Finance may designate any Bond as being subject to optional redemption prior to its maturity at such time or times as are acceptable to the Director,

consistent with subsection 7(a) of this ordinance. Any Tax-Exempt Bond that is subject to optional redemption prior to maturity must be callable on at least one or more dates occurring not more than 10-1/2 years after the Issue Date.

(B) **Mandatory Redemption.** The Director of Finance may designate any Bond as a Term Bond, subject to mandatory redemption prior to its maturity in mandatory redemption installment payments of principal, consistent with subsection 7(b) of this ordinance.

(C) **Extraordinary Redemption.** The Director of Finance may designate any Bond as subject to extraordinary optional redemption or extraordinary mandatory redemption upon the occurrence of an extraordinary event, as such event or events may be set forth in the applicable Bond Documents, consistent with subsection 7(c) of this ordinance.

(viii) **Price.** The Director of Finance may approve in the Bond Sale Terms an aggregate purchase price for each Series of the Bonds that is, in the Director's judgment, the price that produces the most advantageous borrowing cost for the City for that Series consistent with the parameters set forth herein and in any applicable bid documents.

(ix) **Other Terms and Conditions.**

(A) **Debt Capacity and Limitations.** A Series of the Bonds may not be issued in an amount that would cause the indebtedness of the City to exceed the City's legal debt capacity on the Issue Date of such Series.

(B) **Reasonably Expected Life.** As of the Issue Date of each Series, the Director of Finance must find to the Director's satisfaction that the average expected life of the capital facilities or assets to be financed with the proceeds (or allocable share of proceeds) of that Series exceeds the weighted average maturity of such Series (or share thereof allocated to financing those capital facilities).

(C) **Additional Terms, Conditions, and Agreements.** The Bond Sale Terms for any Series may provide for bond insurance or for any other credit enhancement as the Director of Finance may find

necessary or desirable. The Bond Sale Terms may include such additional terms, conditions, and covenants as may be necessary or desirable, including but not limited to: restrictions on investment of Bond proceeds and pledged funds (including any escrow established for the defeasance of any of the Bonds); provisions for the conversion of interest rate modes; provisions for the reimbursement of a credit enhancement provider; and requirements to give notice to or obtain the consent of a credit enhancement provider. The Director of Finance is authorized to execute, on behalf of the City, such additional certificates and agreements as may be necessary or desirable to reflect such terms, conditions, and covenants.

(D) **Tax Status of the Bonds.** The Director of Finance may designate any Series of the Bonds as Tax-Exempt Bonds, Taxable Bonds, or Tax Credit Subsidy Bonds, consistent with Section 13 of this ordinance.

Section 5. **Bond Registrar; Registration and Transfer of Bonds.**

(a) **Registration and Bond Registrar.** The Bonds shall be issued only in registered form as to both principal and interest and shall be recorded on the Bond Register. The Fiscal Agent is appointed to act as Bond Registrar for each Series of the Bonds, unless otherwise determined by the Director of Finance.

(b) **Transfer and Exchange of Bonds.** The Bond Registrar shall keep, or cause to be kept, sufficient books for the registration and transfer of the Bonds, which shall be open to inspection by the City at all times. The Bond Register shall contain the name and mailing address of the Registered Owner of each Bond and the principal amount and number of each of the Bonds held by each Registered Owner.

The Bond Registrar is authorized, on behalf of the City, to authenticate and deliver Bonds transferred or exchanged in accordance with the provisions of the Bonds and this ordinance, to serve as the City's paying agent for the Bonds and to carry out all of the Bond Registrar's powers and duties under this ordinance and the System of Registration.

The Bond Registrar shall be responsible for its representations contained in the Bond Registrar's certificate of authentication on the Bonds. The Bond Registrar may become an Owner of Bonds with the same

rights it would have if it were not the Bond Registrar and, to the extent permitted by law, may act as depository for and permit any of its officers or directors to act as members of, or in any other capacity with respect to, any committee formed to protect the rights of Owners.

Bonds surrendered to the Bond Registrar may be exchanged for Bonds in any Authorized Denomination of an equal aggregate principal amount and of the same Series, interest rate, and maturity. Bonds may be transferred only if endorsed in the manner provided thereon and surrendered to the Bond Registrar. Any exchange or transfer shall be without cost to an Owner or transferee. The Bond Registrar shall not be obligated to exchange or transfer any Bond during the period between the Record Date and the corresponding interest payment date or principal redemption date.

(c) Securities Depository; Book-Entry Form. Unless otherwise determined by the Director of Finance, the Bonds initially shall be issued in Book-Entry Form and registered in the name of the Securities Depository. The Bonds so registered shall be held fully immobilized in Book-Entry Form by the Securities Depository in accordance with the provisions of the Letter of Representations. Neither the City nor the Bond Registrar shall have any responsibility or obligation to participants of the Securities Depository (or the persons for whom they act as nominees) with respect to the Bonds regarding the accuracy of any records maintained by the Securities Depository (or its participants) of any amount in respect of principal of or interest on the Bonds, or any notice that is permitted or required to be given to Registered Owners hereunder (except such notice as is required to be given by the Bond Registrar to the Securities Depository). Registered ownership of a Bond initially held in Book-Entry Form, or any portion thereof, may not be transferred except: (i) to any successor Securities Depository; (ii) to any substitute Securities Depository appointed by the City or such substitute Securities Depository's successor; or (iii) to any person if the Bond is no longer held in Book-Entry Form.

Upon the resignation of the Securities Depository from its functions as depository, or upon a determination by the Director of Finance to discontinue utilizing the then-current Securities Depository, the Director may appoint a substitute Securities Depository. If the Securities Depository resigns from its functions

as depository and no substitute Securities Depository can be obtained, or if the Director determines not to utilize a Securities Depository, then the Bonds shall no longer be held in Book-Entry Form and ownership may be transferred only as provided in this ordinance.

Nothing in this ordinance shall prevent the Bond Sale Terms from providing that a Series of the Bonds shall be issued in certificated form without utilizing a Securities Depository, and that the Bonds of such Series shall be registered as of their Issue Date in the names of the Owners thereof, in which case ownership may be transferred only as provided in this ordinance.

(d) **Lost or Stolen Bonds.** In case any Bond certificate shall be lost, stolen, or destroyed, the Bond Registrar may authenticate and deliver a new Bond or Bonds of like amount, date, tenor, and effect to the Registered Owner(s) thereof upon the Registered Owner(s)' paying the expenses and charges of the City in connection therewith, and upon filing with the Bond Registrar evidence satisfactory to the Bond Registrar that such Bond or Bonds were actually lost, stolen, or destroyed and of Registered Ownership thereof, and upon furnishing the City with indemnity satisfactory to both the City and the Bond Registrar.

Section 6. **Payment of Bonds.**

(a) **Payment.** Principal of and interest on each Bond shall be payable in lawful money of the United States of America on the dates and in the amounts as provided in the Bond Documents applicable to that Series. No Bonds of any Series shall be subject to acceleration under any circumstances.

(b) **Bonds Held in Book-Entry Form.** Principal of and interest on each Bond held in Book-Entry Form shall be payable in the manner set forth in the Letter of Representations.

(c) **Bonds Not Held in Book-Entry Form.** Interest on each Bond not held in Book-Entry Form shall be payable by electronic transfer on the interest payment date, or by check or draft of the Bond Registrar mailed on the interest payment date to the Registered Owner at the address appearing on the Bond Register on the Record Date. The City, however, shall not be required to make electronic transfers except pursuant to a request by a Registered Owner in writing received at least ten days prior to the Record Date and at the sole expense of

the Registered Owner. Principal of each Bond not held in Book-Entry Form shall be payable upon presentation and surrender of the Bond by the Registered Owner to the Bond Registrar.

Section 7. **Redemption and Purchase of Bonds.**

(a) **Optional Redemption.** All or some of the Bonds of any Series may be subject to redemption prior to their stated maturity dates at the option of the City at the times and on the terms set forth in the applicable Bond Documents.

(b) **Mandatory Redemption.** All or some of the Bonds of any Series may be designated as Term Bonds, subject to mandatory redemption in principal installment payments, as set forth in the applicable Bond Documents. If not redeemed or purchased at the City's option prior to maturity, Term Bonds (if any) must be redeemed, at a price equal to 100 percent of the principal amount to be redeemed plus accrued interest, on the dates and in the years and principal amounts set forth in the applicable Bond Documents.

If the City optionally redeems or purchases a principal portion of a Term Bond prior to its maturity, the principal amount so redeemed or purchased (irrespective of its redemption or purchase price) shall be credited against the remaining mandatory redemption installment payments for that Term Bond in the manner directed by the Director of Finance. In the absence of direction by the Director, credit shall be allocated to each mandatory redemption installment payment for that Term Bond on a pro rata basis.

(c) **Extraordinary Redemption.** All or some of the Bonds of any Series may be subject to extraordinary optional redemption or extraordinary mandatory redemption prior to maturity, upon the occurrence of an extraordinary event, at the prices, in the principal amounts, and on the dates, all as set forth in the applicable Bond Documents.

(d) **Selection of Bonds for Redemption; Partial Redemption.** If fewer than all of the outstanding Bonds of a Series are to be redeemed at the option of the City, the Director of Finance shall select the maturity or maturities to be redeemed. If less than all of the principal amount of a maturity of the selected Series is to be redeemed, if such Series is held in Book-Entry Form, the portion of such maturity to be redeemed shall be

selected for redemption by the Securities Depository in accordance with the Letter of Representations. If the Series is not then held in Book-Entry Form, the portion of such maturity to be redeemed shall be selected by the Bond Registrar using such method of random selection as the Bond Registrar shall determine. All or a portion of the principal amount of any Bond that is to be redeemed may be redeemed in any applicable Authorized Denomination. If less than all of the outstanding principal amount of any Bond is redeemed, upon surrender of that Bond to the Bond Registrar there shall be issued to the Registered Owner, without charge, a new Bond (or Bonds, at the option of the Registered Owner) of the same Series, maturity, and interest rate in any Authorized Denomination in the aggregate principal amount to remain outstanding.

(e) **Purchase.** The City reserves the right and option to purchase any or all of the Bonds at any time at any price acceptable to the City plus accrued interest to the date of purchase.

Section 8. **Notice of Redemption; Rescission of Notice.** Unless otherwise set forth in the applicable Bond Documents, the City must cause notice of any intended redemption of Bonds to be given not less than 20 nor more than 60 days prior to the date fixed for redemption by first-class mail, postage prepaid, to the Registered Owner of any Bond to be redeemed at the address appearing on the Bond Register on the Record Date, and the requirements of this sentence shall be deemed to have been fulfilled when notice has been mailed as so provided, whether or not it is actually received by the Owner of any Bond. Interest on Bonds called for redemption shall cease to accrue on the date fixed for redemption unless the Bond or Bonds called are not redeemed when presented pursuant to the call.

In the case of an optional or extraordinary optional redemption, the notice may state that the City retains the right to rescind the redemption notice and the related redemption of Bonds by giving a notice of rescission to the affected Registered Owners at any time on or prior to the scheduled redemption date. Any notice of redemption that is rescinded by the Director of Finance shall be of no effect, and the Bonds for which the notice of redemption has been rescinded shall remain outstanding.

Section 9. **Failure to Pay Bonds.** If any Bond is not paid when properly presented at its maturity or

redemption date, the City shall be obligated to pay interest on that Bond at the same rate provided on that Bond from and after its maturity or redemption date until that Bond, including principal, redemption premium (if any), and interest, is paid in full or until sufficient money for its payment in full is on deposit in the Bond Redemption Fund and that Bond has been called for payment by giving notice of that call to the Registered Owner of that Bond.

Section 10. **Form and Execution of Bonds**. The Bonds shall be typed, printed, or reproduced in a form consistent with the provisions of this ordinance and State law and shall be signed by the Mayor and Director of Finance, either or both of whose signatures may be manual or in facsimile. The seal of the City or a facsimile reproduction thereof shall be impressed or printed thereon.

Only Bonds bearing a certificate of authentication in substantially the following form (with the designation, year, and Series of the Bonds adjusted consistent with this ordinance) and manually signed by the Bond Registrar shall be valid or obligatory for any purpose or entitled to the benefits of this ordinance: “This Bond is one of the fully registered The City of Seattle, Washington, [Limited Tax General Obligation Bonds], [Year] [Series], described in [this ordinance].” The authorized signing of a certificate of authentication shall be conclusive evidence that the Bond so authenticated has been duly executed, authenticated, and delivered and is entitled to the benefits of this ordinance.

If any officer whose manual or facsimile signature appears on a Bond ceases to be an officer of the City authorized to sign bonds before the Bond bearing that officer’s manual or facsimile signature is authenticated or delivered by the Bond Registrar or issued by the City, that Bond nevertheless may be authenticated, delivered, and issued and, when authenticated, delivered, and issued, shall be as binding on the City as though that person had continued to be an officer of the City authorized to sign bonds. Any Bond also may be signed on behalf of the City by any person who, on the actual date of signing of the Bond, is an officer of the City authorized to sign bonds, although that person did not hold the required office on the Issue Date of that Series of the Bonds.

Section 11. **Pledge of Taxes**. For so long as any of the Bonds are outstanding, the City irrevocably

pledges to include in its budget and levy taxes annually within the constitutional and statutory tax limitations provided by law without a vote of the electors of the City on all of the taxable property within the City in an amount sufficient, together with other money legally available and to be used therefor, to pay when due the principal of and interest on the Bonds. The full faith, credit, and resources of the City are pledged irrevocably for the annual levy and collection of those taxes and the prompt payment of that principal and interest.

Section 12. **Refunding or Defeasance of Bonds.**

(a) **Bonds Designated as Refundable Bonds.** Each Series of the Bonds is designated as a Series of “Refundable Bonds” for purposes of the Omnibus Refunding Ordinance.

(b) **Refunding; Defeasance.** The City may issue refunding bonds pursuant to the laws of the State or use money available from any other lawful source (i) to pay when due the principal of (including premium, if any) and interest on any Bond, or any portion thereof, included in a refunding or defeasance plan (the “Defeased Bonds”); (ii) to redeem and retire, release, refund, or defease the Defeased Bonds; and (iii) to pay the costs of such refunding or defeasance. If money and/or Government Obligations maturing at a time or times and in an amount sufficient (together with known earned income from the investment thereof) to redeem and retire, release, refund, or defease the Defeased Bonds in accordance with their terms is set aside in a special trust fund or escrow account irrevocably pledged to such redemption, retirement, release, refunding, or defeasance (the “Trust Account”), then all right and interest of the Owners of the Defeased Bonds in the covenants of this ordinance and in the funds and accounts pledged to the payment of such Defeased Bonds, other than the right to receive the funds so set aside and pledged, thereafter shall cease and become void. Such Owners thereafter shall have the right to receive payment of the principal of and interest or redemption price on the Defeased Bonds from the Trust Account. After such a Trust Account is established and fully funded as set forth above, the Defeased Bonds shall be deemed to be no longer outstanding, and the Director of Finance may then apply any money in any other fund or account established for the payment or redemption of the Defeased Bonds to any lawful purpose.

(c) **Notice of Defeasance or Refunding.** Unless otherwise specified in the applicable Bond Documents, notice of refunding or defeasance shall be given, and selection of Bonds for any partial refunding or defeasance shall be conducted, in the manner set forth in this ordinance for the redemption of Bonds.

Section 13. **Federal Tax Matters.** The Bond Documents may include such additional terms and covenants relating to federal tax matters as the Director of Finance deems necessary or appropriate, including the following:

(a) **Tax-Exempt Bonds.** For each Series of the Bonds issued as Tax-Exempt Bonds, the City covenants that it will take all actions consistent with the terms of such Series, as set forth in this ordinance and the applicable Bond Documents, that are reasonably within its power and necessary to prevent interest on that Series from being included in gross income for federal income tax purposes. The City further covenants that it will neither take any action nor make or permit any use of gross proceeds of such Series (or other funds of the City treated as gross proceeds of such Series) at any time during the term of such Series that will cause interest on such Series to be included in gross income for federal income tax purposes. The City also covenants that, to the extent the arbitrage rebate requirement of Section 148 of the Code is applicable to any Series issued as Tax-Exempt Bonds, it will take all actions necessary to comply (or to be treated as having complied) with that requirement in connection with that Series (including the calculation and payment of any penalties that the City may elect to pay as an alternative to calculating rebatable arbitrage and the payment of any other penalties if required under Section 148 of the Code) to prevent interest on such Series from being included in gross income for federal income tax purposes.

(b) **Taxable Bonds; Tax Credit Subsidy Bonds.** For each Series of the Bonds issued as Taxable Bonds or as Tax Credit Subsidy Bonds, the Director of Finance is authorized to make provision in the Bonds and other Bond Documents, to execute additional written agreements, and to make additional covenants on behalf of the City, all as the Director may deem necessary or appropriate in order to obtain, maintain, and administer such tax status. In the case of Tax Credit Subsidy Bonds, such additional covenants and agreements may include

(without limiting the generality of the foregoing) those necessary in order for the City (i) to receive from the United States Treasury the applicable Tax Credit Subsidy Payments in respect of such Tax Credit Subsidy Bonds, and (ii) to ensure that such Series otherwise becomes and remains eligible for tax benefits under the Code.

Section 14. **Official Statement; Continuing Disclosure.**

(a) **Preliminary Official Statement.** The Director of Finance and other appropriate City officials are directed to cause the preparation of and review the form of a preliminary official statement in connection with each sale of one or more Series to the public. For the sole purpose of the Purchaser's compliance with paragraph (b)(1) of Rule 15c2-12, the Director of Finance is authorized to deem that preliminary official statement final as of its date, except for the omission of information permitted to be omitted by Rule 15c2-12. The City approves the distribution to potential purchasers of the Bonds of a preliminary official statement that has been deemed final in accordance with this subsection.

(b) **Final Official Statement.** The City approves the preparation of a final official statement for each sale of one or more Series of the Bonds to be sold to the public in the form of the preliminary official statement with such additions, modifications, and amendments as the Director of Finance deems necessary or desirable, and further authorizes the Director to execute and deliver such final official statement to the Purchaser. The City authorizes and approves the distribution by the Purchaser of that final official statement to purchasers and potential purchasers of the Bonds.

(c) **Undertaking to Provide Continuing Disclosure.** To meet the requirements of paragraph (b)(5) of Rule 15c2-12, as applicable to a participating underwriter for a Series of the Bonds, the Director of Finance is authorized to execute a written Continuing Disclosure Agreement with respect to that Series, in substantially the form attached to this ordinance as Exhibit B.

Section 15. **Funds Created; Deposit and Use of Proceeds.** The 2025 Multipurpose LTGO Bond Fund is created in the City Treasury. For purposes of distinguishing among various Series of the Bonds, the Director

of Finance may, if necessary or convenient, create such subfunds, accounts, or subaccounts within such fund for purposes of maintaining separate records for each Series. Unless otherwise provided in the Bond Sale Terms, the principal proceeds and net premium, if any, received from the sale and delivery of any Series of the Bonds shall be paid into or allocated to the 2025 Multipurpose LTGO Bond Fund, or to such funds, subfunds, accounts, or subaccounts of the City Treasury as the Director may designate for that Series, and used for the purposes described in Section 2 of this ordinance. The Director of Finance may use the principal proceeds and net premium, if any, of any Series to pay for costs of issuance of that Series, and the Director also may incur and account for costs of issuance that are not included as part of the bond proceeds and net premium, including but not limited to any underwriter's discount.

The Director of Finance may (i) establish and transfer proceeds of the Bonds among funds, subfunds, accounts, or subaccounts in the City Treasury, or (ii) make or repay interfund loans pursuant to Seattle Municipal Code Section 5.06.030 to or from other City accounts or funds, all on terms that the Director may deem necessary, appropriate, or desirable to carry out the purposes of this ordinance and consistent with the Bond Sale Terms. Enactment of this ordinance authorizes the transfer of amounts from the 2025 Multipurpose LTGO Bond Fund (and such other funds, subfunds, accounts, or subaccounts created for the purpose described in this section) to other funds in order to carry out the purposes of this ordinance.

There has previously been created and established in the City Treasury the Bond Redemption Fund. Net premium and accrued interest received from the sale and delivery of a Series of the Bonds that is not necessary for the purposes described in Section 2 of this ordinance, if any, shall be paid or allocated into the Bond Redemption Fund prior to the first debt service payment date with respect to that Series.

Until needed to pay the Project expenses and the costs described in this ordinance, the City may invest the proceeds of any Series of the Bonds temporarily in any authorized investment, and the investment earnings shall be deposited in such funds, subfunds, accounts, and subaccounts as may be designated by the Director of Finance. Earnings subject to a federal tax or rebate requirement may be withdrawn from any such fund or

account and used for those federal tax or rebate purposes.

The Director of Finance may pay principal of and interest on a Series of the Bonds with any proceeds of that Series (including interest earnings thereon) remaining after applying such proceeds to the purposes set forth in Section 2 of this ordinance, or after the City Council has determined that the expenditure of such Bond proceeds for those purposes is no longer necessary or appropriate.

Section 16. **Amendment of Exhibit A to Ordinance 126219 (2021A Projects)**. Ordinance 126219 authorized issuance of the new money portion of the City’s Limited Tax General Obligation Improvement and Refunding Bonds, 2021, Series A (the “2021A Bonds”), and provided that proceeds of the 2021A Bonds would be used to carry out the costs of projects specified in Exhibit A to that ordinance or by future ordinance. Exhibit A to Ordinance 126219 was subsequently amended by Ordinances 126288, 126479, and 126938, and is further amended to read as set forth in Exhibit C-1, attached to this ordinance and incorporated by reference. Strikethrough text bracketed by double parentheses indicates deleted text and double underlining indicates inserted text, reflecting the cumulative effect of all amendments to the text originally adopted as Exhibit A to Ordinance 126219. This amendment is ratified and confirmed in all respects and restates and replaces Exhibit A to Ordinance 126219 in its entirety. No other terms of Ordinance 126219, as currently in effect, are modified by this amendment.

Section 17. **Amendment of Exhibit A to Ordinance 126479 (2022A Projects)**. Ordinance 126479 authorized issuance of the new money portion of the City’s Limited Tax General Obligation Improvement and Refunding Bonds, 2022A (the “2022A Bonds”), and provided that proceeds of the 2022A Bonds would be used to carry out the costs of projects specified in Exhibit A to that ordinance or by future ordinance. Exhibit A to Ordinance 126479 is amended to read as set forth in Exhibit C-2, attached to this ordinance and incorporated by reference. Strikethrough text bracketed by double parentheses indicates deleted text and double underlining indicates inserted text. This amendment is ratified and confirmed in all respects and restates and replaces Exhibit A to Ordinance 126479 in its entirety. No other terms of Ordinance 126479, as currently in effect, are

modified by this amendment.

Section 18. **General Authorization**. In addition to the specific authorizations in this ordinance, the Mayor, the Director of Finance, and each other appropriate officer of the City are each authorized and directed to do everything as in such official or officer's judgment may be necessary, appropriate, or desirable in order to carry out the terms and provisions of, and complete the transactions contemplated by, this ordinance. In particular and without limiting the foregoing:

(a) The Director of Finance, exercising discretion and without requiring further action by the City Council, (i) may issue requests for proposals to provide underwriting services or financing facilities (including liquidity or credit support), and may execute engagement letters with underwriters and other financial institutions (including providers of liquidity or credit support) based on responses to such requests; (ii) may select and make decisions regarding the Bond Registrar, fiscal or paying agents, and any Securities Depository for each Series of the Bonds; and (iii) may take such actions on behalf of the City as are necessary or appropriate for the City to designate, qualify, or maintain the tax-exempt treatment with respect to any Series issued as Tax-Exempt Bonds, to receive from the United States Treasury the applicable Tax Credit Subsidy Payments in respect of any Series issued as Tax Credit Subsidy Bonds, and to otherwise receive any other federal tax benefits relating to any Series of the Bonds that are available to the City; and

(b) The Mayor and Director of Finance are independently authorized (i) to execute and deliver any and all contracts or other documents as are consistent with this ordinance and for which the City's approval is necessary or to which the City is a party (including but not limited to agreements with escrow agents; refunding or defeasance trustees; liquidity or credit support providers; bond insurers; underwriters; lenders or other financial institutions; the Bond Registrar and any other fiscal or paying agents; counterparties to interest rate swap, cap, floor, or similar agreements; and custodians); and (ii) to negotiate, execute, and deliver such other contracts or documents incidental to the issuance and sale of a Series of the Bonds; the establishment of the initial interest rate or rates on a Bond; or the tender, purchase, remarketing, or redemption of a Bond, as may in

such official's judgment be necessary or appropriate.

Section 19. **Severability**. The provisions of this ordinance are declared to be separate and severable. The invalidity of any clause, sentence, paragraph, subdivision, section, subsection, or portion of this ordinance, or the invalidity of its application to any person or circumstance, does not affect the validity of the remainder of this ordinance or the validity of its application to other persons or circumstances.

Section 20. **Ratification of Prior Acts**. Any action consistent with the authority of this ordinance taken after its passage and prior to its effective date is ratified and confirmed.

Section 21. **Headings**. Section headings in this ordinance are nonsubstantive.

Section 22. **Effective Date**. This ordinance shall take effect as provided by Seattle Municipal Code Sections 1.04.020 and 1.04.070.

Passed by the City Council the _____ day of _____, 2024, and signed by
me in open session in authentication of its passage this _____ day of _____, 2024.

President _____ of the City Council

Approved / returned unsigned / vetoed this _____ day of _____, 2024.

Bruce A. Harrell, Mayor

Filed by me this _____ day of _____, 2024.

Scheereen Dedman, City Clerk

(Seal)

Attachments:

Exhibit A - Description of 2025 Projects

Exhibit B - Form of Continuing Disclosure Agreement

Exhibit C-1 - Amended and Restated Exhibit A to Ordinance 126219 (Description of 2021A Projects)

Exhibit C-2 - Amended and Restated Exhibit A to Ordinance 126479 (Description of 2022A Projects)

EXHIBIT A

DESCRIPTION OF 2025 PROJECTS

Description	Approximate Bond-Financed Project Cost
Drive Clean Seattle Fleet Electric Vehicle Infrastructure	\$ 3,000,000
Electrical Infrastructure Upgrades	2,500,000
Fire Station 31	16,760,830
Human Capital Management System	15,043,169
Seattle Municipal Tower Elevator Rehab	2,000,000
Computing Services Architecture	4,620,000
Data and Telephone Infrastructure	4,575,000
Alaskan Way Main Corridor	7,713,000
Overlook Walk and East-West Connections Project	3,000,000
Waterfront Operations and Tribal Interpretive Center	4,226,000
Issuance Costs and Pricing Adjustments	1,903,140
Total	\$ 65,341,139

EXHIBIT B

FORM OF CONTINUING DISCLOSURE AGREEMENT

The City of Seattle, Washington (the “City”) makes the following written undertaking (the “Undertaking”) for the benefit of the Owners of the City’s Limited Tax General Obligation Bonds, [Year][Series] (the “Bonds”), for the sole purpose of assisting the underwriter in meeting the requirements of paragraph (b)(5) of Rule 15c2-12 (the “Rule”), as applicable to a participating underwriter for the Bonds. Capitalized terms used but not defined below shall have the meanings given in Ordinance _____ (the “Bond Ordinance”).

(a) Undertaking to Provide Annual Financial Information and Notice of Listed Events.

The City undertakes to provide or cause to be provided, either directly or through a designated agent, to the Municipal Securities Rulemaking Board (the “MSRB”), in an electronic format as prescribed by the MSRB, accompanied by identifying information as prescribed by the MSRB:

(i) Annual financial information and operating data of the type included in the final official statement for the Bonds and described in subsection (b) of this section (“annual financial information”). The timely filing of unaudited financial statements shall satisfy the requirements and filing deadlines pertaining to the filing of annual financial statements under subsection (b), provided that audited financial statements are to be filed if and when they are otherwise prepared and available to the City.

(ii) Timely notice (not in excess of 10 business days after the occurrence of the event) of the occurrence of any of the following events with respect to the Bonds: (1) principal and interest payment delinquencies; (2) non-payment related defaults, if material; (3) unscheduled draws on debt service reserves reflecting financial difficulties; (4) unscheduled draws on credit enhancements reflecting financial difficulties; (5) substitution of credit or liquidity providers, or their failure to perform; (6) adverse tax opinions, the issuance by the Internal Revenue Service of proposed or final determinations of taxability, Notice of Proposed Issue (IRS Form 5701 – TEB) or other material notices

1 or determinations with respect to the tax status of the Bonds, or other material events affecting the tax
2 status of the Bonds; (7) modifications to rights of holders of the Bonds, if material; (8) Bond calls
3 (other than scheduled mandatory redemptions of Term Bonds), if material, and tender offers;
4 (9) defeasances; (10) release, substitution, or sale of property securing repayment of the Bonds, if
5 material; (11) rating changes; (12) bankruptcy, insolvency, receivership or similar event of the City, as
6 such “Bankruptcy Events” are defined in the Rule; (13) the consummation of a merger, consolidation,
7 or acquisition involving the City or the sale of all or substantially all of the assets of the City other than
8 in the ordinary course of business, the entry into a definitive agreement to undertake such an action or
9 the termination of a definitive agreement relating to any such actions, other than pursuant to its terms,
10 if material; (14) appointment of a successor or additional trustee or the change of name of a trustee, if
11 material; (15) incurrence of a financial obligation of the City, if material, or agreement to covenants,
12 events of default, remedies, priority rights, or other similar terms of a financial obligation of the City,
13 any of which affect holders of the Bonds, if material; and (16) any default, event of acceleration,
14 termination event, modification of terms, or other similar event under the terms of a financial obligation
15 of the City, any of which reflect financial difficulties.

16 For purposes of this Undertaking, the term “financial obligation” shall mean a debt
17 obligation; derivative instrument entered into in connection with, or pledged as security or a source of
18 payment for, an existing or planned debt obligation; or a guarantee of either a debt obligation or a
19 derivative instrument entered into in connection with, or pledged as security or a source of payment
20 for, an existing or planned debt obligation. The term “financial obligation” does not include municipal
21 securities as to which a final official statement has been provided to the MSRB consistent with the
22 Rule.

23 (iii) Timely notice of a failure by the City to provide required annual financial
24 information on or before the date specified in subsection (b) of this section.

1 (b) Type of Annual Financial Information Undertaken to be Provided. The annual
2 financial information that the City undertakes to provide in subsection (a) of this section:

3 (i) Shall consist of (1) annual financial statements of the City prepared in
4 accordance with applicable generally accepted accounting principles applicable to governmental units
5 (except as otherwise noted therein), as such principles may be changed from time to time and as
6 permitted by applicable state law; (2) a statement of outstanding general obligation debt of the City;
7 (3) the assessed value of the property within the City subject to ad valorem taxation; and (4) ad valorem
8 tax levy rates and amounts and percentages of taxes collected;

9 (ii) Shall be provided not later than the last day of the ninth month after the end of
10 each fiscal year of the City (currently, a fiscal year ending December 31), as such fiscal year may be
11 changed as required or permitted by state law, commencing with the City's fiscal year ending
12 December 31, 20__; and

13 (iii) May be provided in a single document or multiple documents, and may be
14 incorporated by specific reference to documents available to the public on the Internet website of the
15 MSRB or filed with the Securities and Exchange Commission.

16 (c) Amendment of Undertaking. This Undertaking is subject to amendment after the
17 primary offering of the Bonds without the consent of any Owner or holder of any Bond, or of any
18 broker, dealer, municipal securities dealer, participating underwriter, rating agency or the MSRB,
19 under the circumstances and in the manner permitted by the Rule, including:

20 (i) The amendment may only be made in connection with a change in
21 circumstances that arises from a change in legal requirements, change in law, or change in the identity,
22 nature, or status of the City, or type of business conducted by the City;

23 (ii) The Undertaking, as amended, would have complied with the requirements of
24 the Rule at the time of the primary offering, after taking into account any amendments or interpretations
25 of the Rule, as well as any change in circumstances; and

1 (iii) The amendment does not materially impair the interests of holders, as
2 determined either by parties unaffiliated with the City (e.g., bond counsel or other counsel familiar
3 with federal securities laws), or by an approving vote of bondholders pursuant to the terms of the Bond
4 Ordinance at the time of the amendment.

5 The City will give notice to the MSRB of the substance (or provide a copy) of any amendment
6 to this Undertaking and a brief statement of the reasons for the amendment. If the amendment changes
7 the type of annual financial information to be provided, the annual financial information containing
8 the amended financial information will include a narrative explanation of the effect of that change on
9 the type of information to be provided.

10 (d) Beneficiaries. This Undertaking shall inure to the benefit of the City and any Owner
11 of Bonds, and shall not inure to the benefit of or create any rights in any other person.

12 (e) Termination of Undertaking. The City's obligations under this Undertaking shall
13 terminate upon the legal defeasance, prior redemption, or payment in full of all of the Bonds. In
14 addition, the City's obligations under this Undertaking shall terminate if those provisions of the Rule
15 that require the City to comply with this Undertaking become legally inapplicable in respect of the
16 Bonds for any reason, as confirmed by an opinion of nationally recognized bond counsel or other
17 counsel familiar with federal securities laws delivered to the City, and the City provides timely notice
18 of such termination to the MSRB.

19 (f) Remedy for Failure to Comply with Undertaking. As soon as practicable after the City
20 learns of any material failure to comply with this Undertaking, the City will proceed with due diligence
21 to cause such noncompliance to be corrected. No failure by the City or other obligated person to comply
22 with this Undertaking shall constitute a default in respect of the Bonds. The sole remedy of any Owner
23 of a Bond shall be to take such actions as that Owner deems necessary, including seeking an order of
24 specific performance from an appropriate court, to compel the City or other obligated person to comply
25 with this Undertaking.

1 (g) Designation of Official Responsible to Administer Undertaking. The Director of
2 Finance of the City (or such other officer of the City who may in the future perform the duties of that
3 office) or the Director’s designee is the person designated, in accordance with the Bond Ordinance, to
4 carry out this Undertaking of the City in respect of the Bonds set forth in this section and in accordance
5 with the Rule, including, without limitation, the following actions:

6 (i) Preparing and filing the annual financial information undertaken to be
7 provided;

8 (ii) Determining whether any event specified in subsection (a)(ii) has occurred,
9 assessing its materiality, where necessary, with respect to the Bonds, and preparing and disseminating
10 any required notice of its occurrence;

11 (iii) Determining whether any person other than the City is an “obligated person”
12 within the meaning of the Rule with respect to the Bonds, and obtaining from such person an
13 undertaking to provide any annual financial information and notice of listed events for that person in
14 accordance with the Rule;

15 (iv) Selecting, engaging and compensating designated agents and consultants,
16 including but not limited to financial advisors and legal counsel, to assist and advise the City in carrying
17 out this Undertaking; and

18 (v) Effecting any necessary amendment of the Undertaking.

EXHIBIT C-1

AMENDED AND RESTATED EXHIBIT A TO ORDINANCE 126219 (as amended by Ordinances 126288 (Exhibit A), 126479 (Exhibit C), 126938 (Exhibit C-7) and this ordinance)¹

DESCRIPTION OF 2021A PROJECTS

Description	Approximate Principal Amount
Seattle Municipal Tower Elevator Rehab	\$ 8,500,000
Fire Station 31	11,283,000
Human Capital Management System	7,500,000
Computing Services Architecture	6,429,807
Data and Telephone Infrastructure	11,503,229
Criminal Justice Information System	10,000,000
Alaskan Way Main Corridor (CPT-2.5%)	10,000,000
Overlook Walk and East-West Connections Projects (CPT 2.5%)	4,260,000
West Seattle Bridge Immediate Response	((91,413,683)) <u>90,413,683</u> ²
Northlake Retaining Wall ²	2,000,000 ²
Alaskan Way Main Corridor (REET) ²	((730,410)) <u>1,730,410</u> ²
Alaskan Way Viaduct Replacement ²	216,533 ²
Bridge Rehab ^{2,3}	1,339,375 ²
Highland Park Roundabout ²	1,499,999 ²
West Marginal Way Safe Street and Accessibility Improvements	2,800,000
Aquarium Expansion	9,000,000
Pike Place Market	6,000,000
Various Transportation Projects	22,000,000
Seattle Center ⁴	8,000,000 ⁴
Issuance Costs and Pricing Adjustments	6,434,281 ⁵
Total	\$ <u>220,910,317</u>^{4,5}

¹ Reflects cumulative amendments to Ordinance 126219 (Exhibit A), as amended by Ordinances 126288 (Exhibit A), 126479 (Exhibit C), and 126938 (Exhibit C-7). Strikethrough text bracketed by double parentheses indicates deleted text. Double-underlining indicates inserted text.

² Previously amended by Ordinance 126479 (Exhibit C).

³ Previously amended by Ordinance 126938 (Exhibit C-7).

⁴ Previously amended by Ordinance 126288 (Exhibit A).

⁵ Ordinance 126938 (Exhibit C-7); corrected a scrivener's error contained in Ordinance 126479 (Exhibit C), which inadvertently omitted the amendments to these line items set forth in Ordinance 126288 (Exhibit A).

EXHIBIT C-2

AMENDED AND RESTATED EXHIBIT A TO ORDINANCE 126479

DESCRIPTION OF 2022A PROJECTS

Description	Approximate Principal Amount
Seattle Municipal Tower Elevator Rehab	\$ 9,500,000
Human Capital Management System	17,635,753
Fire Station 31	3,500,000
Data and Telephone Infrastructure	4,277,438
Computing Service Architecture	1,100,000
Criminal Justice Information System	13,076,000
Alaskan Way Main Corridor (CPT-2.5%)	10,275,000
Overlook Walk and East-West Connections Project (CPT-2.5%)	4,630,000
West Seattle Bridge Immediate Response	((44,634,160)) <u>27,634,160</u>
W Marginal Way	1,150,000
Aquarium Expansion	11,975,000
Historic Seattle	1,800,000
<u>Alaskan Way Main Corridor (REET)</u>	<u>17,000,000</u>
Issuance Costs and Pricing Adjustments	<u>3,706,601</u>
Total	\$ 127,259,952

SUMMARY and FISCAL NOTE

Department:	Dept. Contact:	CBO Contact:
Office of City Finance	Kristi Beattie	Matt Courtois

1. BILL SUMMARY

Legislation Title: AN ORDINANCE relating to contracting indebtedness; authorizing and providing for the issuance and sale of limited tax general obligation bonds to pay or reimburse all or part of the costs of various elements of the City’s capital improvement program and for other City purposes approved by ordinance and to pay the costs of issuance of the bonds; providing parameters for the bond sale terms including conditions, covenants, and other sale terms; creating the 2025 Multipurpose LTGO Bond Fund; amending Ordinance 126219 (as previously amended by Ordinances 126288, 126479, and 126938) and Ordinance 126479; and ratifying and confirming certain prior acts.

Summary and Background of the Legislation: This legislation provides the legal authorization to issue up to \$65.3 million of Limited Tax General Obligation (LTGO) Bonds, as assumed in the 2025 Budget and the 2025-2030 Capital Improvement Program (CIP).

Although the Budget and CIP make specific assumptions about the use of debt financing for a certain share of the CIP, separate authorization for the issuance of bonds is technically required.

This bond sale is anticipated to occur in mid-2025. The bond proceeds will support a share of the City’s general government capital program for about 12 months. The bond sizing is based on the proposed budget and current cash-flow projections. The bond proceeds will be used to pay or reimburse all or part of the costs of the projects supported by the bond issuance (which may include capitalized interest) and pay issuance costs.

The City’s CIP identifies debt financing for certain projects and the City’s budget appropriates the associated debt service. The following table provides details of this bond issue:

2025 Multipurpose GO Bond Issuance - in \$1,000s Informational Only

Project	Approximate		Max. Term	Approx. Rate	Debt Service	Debt Service	Funding
	Project Fund Deposit	Approx. Par Amount (1)			Adopted 2025	Estimated 2026	
Drive Clean Fleet Electric Vehicle Infrastructure	3,000	3,090	7	4.50%	139	524	FAS Rates
Electrical Infrastructure Upgrades	2,500	2,575	20	5.25%	135	211	Payroll Expense Tax
Fire Station 31	16,761	17,264	20	5.25%	906	1,415	REET
Human Capital Management System	15,043	15,494	8	4.50%	697	2,349	FAS Rates
Seattle Municipal Tower Elevator Rehab	2,000	2,060	10	4.50%	93	260	FAS Rates
Computing Services Architecture	4,620	4,759	5	4.50%	214	1,084	IT Rates
Data and Telephone Infrastructure	4,575	4,712	5	4.50%	212	1,073	IT Rates
Alaskan Way Main Corridor	7,713	7,944	20	5.25%	417	651	Commercial Parking Tax
Overlook Walk and East-West Connections Project	3,000	3,090	20	5.25%	162	253	Commercial Parking Tax
Waterfront Operations and Tribal Interpretive Center	4,226	4,353	20	5.25%	229	357	REET
Total	63,438	65,341			3,205	8,178	

(1) Includes 3% for costs of issuance and pricing adjustments.

2. CAPITAL IMPROVEMENT PROGRAM

Does this legislation create, fund, or amend a CIP Project? ☐ Yes ☒ No

3. SUMMARY OF FINANCIAL IMPLICATIONS

Does this legislation have financial impacts to the City? ☐ Yes ☒ No

4. OTHER IMPLICATIONS

- a. Please describe how this legislation may affect any departments besides the originating department.

This legislation affects the Office of City Finance and various operating departments with projects being financed by this bond issue.

- b. Does this legislation affect a piece of property? If yes, please attach a map and explain any impacts on the property. Please attach any Environmental Impact Statements, Determinations of Non-Significance, or other reports generated for this property.
No.

- c. Please describe any perceived implication for the principles of the Race and Social Justice Initiative.

- i. How does this legislation impact vulnerable or historically disadvantaged communities? How did you arrive at this conclusion? In your response please consider impacts within City government (employees, internal programs) as well as in the broader community.

N/A.

- ii. Please attach any Racial Equity Toolkits or other racial equity analyses in the development and/or assessment of the legislation.

N/A.

- iii. What is the Language Access Plan for any communications to the public?

N/A.

- d. Climate Change Implications

- i. Emissions: How is this legislation likely to increase or decrease carbon emissions in a material way? Please attach any studies or other materials that were used to inform this response.

No.

- ii. **Resiliency:** Will the action(s) proposed by this legislation increase or decrease Seattle’s resiliency (or ability to adapt) to climate change in a material way? If so, explain. If it is likely to decrease resiliency in a material way, describe what will or could be done to mitigate the effects.

N/A.

- e. **If this legislation includes a new initiative or a major programmatic expansion:** What are the specific long-term and measurable goal(s) of the program? How will this legislation help achieve the program’s desired goal(s)? What mechanisms will be used to measure progress towards meeting those goals?

N/A.

5. CHECKLIST

- ☐ Is a public hearing required?
- ☐ Is publication of notice with *The Daily Journal of Commerce* and/or *The Seattle Times* required?
- ☐ If this legislation changes spending and/or revenues for a fund, have you reviewed the relevant fund policies and determined that this legislation complies?
- ☐ Does this legislation create a non-utility CIP project that involves a shared financial commitment with a non-City partner agency or organization?

6. ATTACHMENTS

Summary Attachments: None



Legislation Text

File #: CB 120898, **Version:** 1

CITY OF SEATTLE

ORDINANCE _____

COUNCIL BILL _____

AN ORDINANCE relating to the electric system of The City of Seattle; adopting a system or plan of additions and betterments to and extensions of the existing municipal light and electric power generation, transmission, and distribution system of the City; authorizing the issuance and sale of municipal light and power revenue bonds for the purposes of providing funds to pay part of the cost of carrying out that system or plan, providing for the reserve fund requirement (if necessary), and paying the costs of issuance of the bonds; providing parameters for the Bond Sale Terms including conditions, covenants, and other sale terms; describing the lien of the bonds and authorizing their issuance as either senior lien parity bonds or junior lien bonds; and ratifying and confirming certain prior acts.

WHEREAS, The City of Seattle (the “City”) owns, operates, and maintains a municipal light and electric power generation, transmission, and distribution system (the “Light System”) which Light System from time to time requires various additions, improvements, betterments, and extensions; and

WHEREAS, the City desires to acquire and construct certain additions, improvements, and betterments to, and extensions of, the Light System (the “Plan of Additions”) as described in this ordinance, and needs to borrow funds to pay a portion of the costs of carrying out such Plan of Additions; and

WHEREAS, the City currently has outstanding certain municipal light and power revenue bonds (as identified in Exhibit A to this ordinance, the “Outstanding Parity Bonds”) having a charge and lien upon Gross Revenues of the Light System available after payment of Operating and Maintenance Expense (“Net Revenue”) prior and superior to all other charges whatsoever; and

WHEREAS, pursuant to the Outstanding Parity Bond Ordinances identified in Exhibit A to this ordinance, the City reserved the right to issue additional municipal light and power revenue bonds having a lien and charge on Net Revenue of the Light System on parity with the lien and charge of the Outstanding Parity

Bonds (“Future Parity Bonds”), upon satisfaction of certain conditions (the “Parity Conditions”); and WHEREAS, pursuant to the Outstanding Parity Bond Ordinances, the City also reserved the right to issue additional municipal light and power revenue bonds or other obligations having a lien and charge on Net Revenue of the Light System that is junior and subordinate to the lien and charge of the Outstanding Parity Bonds (the “Junior Lien Bonds”); and

WHEREAS, after due consideration, the City has determined that it is in the best interest of the City and its ratepayers to authorize, subject to the provisions of this ordinance, the issuance and sale of municipal light and power revenue bonds as either Parity Bonds or Junior Lien Bonds to pay part of the cost of the Plan of Additions, to provide for the reserve fund requirement (if necessary), and to pay the costs of issuance of those bonds; NOW, THEREFORE,

BE IT ORDAINED BY THE CITY OF SEATTLE AS FOLLOWS:

Section 1. **Definitions.** In this ordinance, the following capitalized terms shall have the meanings set forth in this section.

“**Accreted Value**” means with respect to any Capital Appreciation Bond, (a) as of any Valuation Date, the amount determined for such Valuation Date in accordance with the applicable Bond Documents, and (b) as of any date other than a Valuation Date, the sum of (i) the Accreted Value on the preceding Valuation Date and (ii) the product of (A) a fraction, the numerator of which is the number of days having elapsed from the preceding Valuation Date and the denominator of which is the number of days from such preceding Valuation Date to the next succeeding Valuation Date, calculated based on the assumption that Accreted Value accrues during any semiannual period in equal daily amounts on the basis of a year of 12 30-day months, and (B) the difference between the Accreted Values for such Valuation Dates.

“**Adjusted Net Revenue**” means Net Revenue, less any deposits into the Rate Stabilization Account and plus any withdrawals from the Rate Stabilization Account. In calculating Net Revenue, the City may include the Tax Credit Subsidy Payments the City expects to receive from the federal government in respect to

the interest on any Tax Credit Subsidy Bonds (or with respect to which the federal government will provide direct payments). In a Parity Certificate, Adjusted Net Revenue is subject to further adjustment as set forth in subsection 18(a)(ii) of this ordinance. In a Junior Lien Coverage Certificate, Adjusted Net Revenue is subject to further adjustment as set forth in subsection 18(b)(ii) of this ordinance.

“Alternate Reserve Security” means Qualified Insurance or a Qualified Letter of Credit that is used by the City to satisfy part or all of the Reserve Fund Requirement, and that is not cancelable on less than five years’ notice.

“Annual Debt Service” means, with respect to either Parity Bonds (or a series of Parity Bonds) (**“Annual Parity Bond Debt Service”**) or Junior Lien Bonds (or a series of Junior Lien Bonds) (**“Annual Junior Lien Debt Service”**), as applicable, the sum of the amounts required in a calendar year to pay the interest due in such calendar year (excluding interest to be paid from the proceeds of the sale of bonds), the principal of Serial Bonds maturing in such calendar year, and the Sinking Fund Requirements for any Term Bonds due in such calendar year. Additionally, for purposes of this definition:

(a) **Calculation of Interest Due Generally.** Except as otherwise provided in this definition, interest shall be calculated based on the actual amount of accrued, accreted, or otherwise accumulated interest that is payable in respect of the relevant series of Parity Bonds or Junior Lien Bonds, as applicable, taken as a whole, at the rate or rates set forth in the applicable Bond Documents.

(b) **Capital Appreciation Bonds.** The principal and interest portions of the Accreted Value of Capital Appreciation Bonds becoming due at maturity or by virtue of a Sinking Fund Requirement shall be included in the calculations of accrued and unpaid and accruing interest or principal in such manner and during such period of time as is specified in the Bond Documents applicable to such Capital Appreciation Bonds.

(c) **Variable Interest Rate Bonds.**

(i) **Assumed Interest on Variable Interest Rate Parity Bonds.** The amount of interest deemed to be payable on any series of Parity Bonds that are Variable Interest Rate Bonds shall be calculated under the

assumption that the interest rate on those bonds is equal to the highest 12-month rolling average of the SIFMA Municipal Swap Index over the preceding five years.

(ii) **Assumed Interest on Variable Interest Rate Junior Lien Bonds.** The amount of interest deemed to be payable on any series of Junior Lien Bonds that are Variable Interest Rate Bonds shall be calculated on the assumption that the interest rate on those bonds is equal to the highest 12-month rolling average (ending with the month preceding the date of the calculation) of the SIFMA Municipal Swap Index over the preceding five years.

(d) **Interest on Bonds with Respect to Which a Payment Agreement is in Force.** In general, debt service on any bonds (Parity Bonds or Junior Lien Bonds, as applicable) with respect to which a Payment Agreement is in force shall be based on the net economic effect on the City expected to be produced by the terms of the applicable Bond Documents and the terms of the Payment Agreement. For example, if the net effect of the Payment Agreement on a series of bonds otherwise bearing interest at a variable interest rate is to produce an obligation bearing interest at a fixed rate, the relevant series of bonds shall be treated as fixed rate bonds. And if the net effect of the Payment Agreement on a series of bonds otherwise bearing interest at a fixed interest rate is to produce an obligation bearing interest at a variable interest rate, the relevant series of bonds shall be treated as Variable Interest Rate Bonds.

Accordingly, the amount of interest deemed to be payable on any series of Parity Bonds (or Junior Lien Bonds, as applicable) with respect to which a Payment Agreement is in force shall be an amount equal to the amount of interest that would be payable at the rate or rates stated in or determined pursuant to the applicable Bond Documents, plus Payment Agreement Payments, minus Payment Agreement Receipts. For the purposes of calculating as nearly as practicable Payment Agreement Receipts and Payment Agreement Payments under a Payment Agreement that includes a variable rate component determined by reference to a pricing mechanism or index that is not the same as the pricing mechanism or index used to determine the variable rate interest component on the series of bonds to which the Payment Agreement is related, it shall be assumed that: (i) the

fixed rate used in calculating Payment Agreement Payments will be equal to 105 percent of the fixed rate specified by the Payment Agreement, and (ii) the pricing mechanism or index specified by the Payment Agreement is the same as the pricing mechanism or index specified by the applicable Bond Documents. Notwithstanding the other provisions of this definition, the City shall not be required to (but may in its discretion) take into account in determining Annual Debt Service the effects of any Payment Agreement that has a term of ten years or less.

(e) Parity Payment Agreements; Junior Lien Payment Agreements. For any period during which Payment Agreement Payments under a Parity Payment Agreement (or Junior Lien Payment Agreement, as applicable) are taken into account in determining Annual Debt Service on the related Parity Bonds (or Junior Lien Bonds, as applicable) under subsection (d) of this definition, no additional debt service shall be taken into account with respect to that Parity Payment Agreement (or Junior Lien Payment Agreement, as applicable). However, for any period during which Payment Agreement Payments are not taken into account under subsection (d) of this definition because the Parity Payment Agreement (or Junior Lien Payment Agreement, as applicable) is not then related to any Outstanding Parity Bonds (or Junior Lien Bonds, as applicable), payments on that Payment Agreement shall be taken into account by assuming:

(i) If City is Obligated to Make Payments Based on a Fixed Rate. If the City is obligated to make Payment Agreement Payments based on a fixed rate and the Qualified Counterparty is obligated to make payments based on a variable rate index, it shall be assumed that payments by the City will be based on the assumed fixed payor rate, and that payments by the Qualified Counterparty will be based on a rate equal to the average rate determined by the variable rate index specified by the Payment Agreement during the four calendar quarters preceding the quarter in which the calculation is made.

(ii) If City is Obligated to Make Payments Based on a Variable Rate Index. If the City is obligated to make Payment Agreement Payments based on a variable rate index and the Qualified Counterparty is obligated to make payments based on a fixed rate, it shall be assumed that payments by the City will be based

on a rate equal to the average rate determined by the variable rate index specified by the Payment Agreement during the four calendar quarters preceding the quarter in which the calculation is made, and that the Qualified Counterparty will make payments based on the fixed rate specified by the Payment Agreement.

(f) **Balloon Bonds.** In calculating Annual Debt Service for any series of Parity Bonds, the City may in its discretion treat the debt service requirements with respect to Parity Bonds that are Balloon Bonds (including principal of and interest on such bonds at the applicable rate or rates) as being amortized in approximately equal annual installments over a period equal to the longer of 30 years or the remaining term of such series of Parity Bonds.

In calculating Annual Debt Service for any series of Junior Lien Bonds, the City may in its discretion treat the debt service requirements with respect to Junior Lien Bonds that are Balloon Bonds (including principal of and interest on such bonds at the applicable rate or rates) as being amortized in approximately equal annual installments over a period equal to the longer of 30 years or the remaining term of such series of Junior Lien Bonds.

(g) **Adjustments for Defeased Bonds.** For purposes of determining compliance with the rate covenants set forth in subsections 17(a)(ii) and 17(b)(ii) of this ordinance, calculating the Reserve Fund Requirement, and making coverage ratio calculations in connection with the delivery of a Parity Certificate or Junior Lien Coverage Certificate, Annual Debt Service shall be adjusted as set forth in subsection 20(d) of this ordinance.

(h) **Reimbursement Obligations.** If any payment under a Parity Reimbursement Obligation is then due and payable, or is then reasonably expected to become due and payable, the reasonably estimated amount and timing of such payment, calculated in accordance with applicable generally accepted accounting principles and as reflected in the annual financial statements of the Light System, shall be included in calculating Annual Debt Service for purposes of delivering a Parity Certificate. If any payment under a Parity Reimbursement Obligation, an Intermediate Lien Reimbursement Obligation, or a Junior Lien Reimbursement Obligation is then due and payable, or is then reasonably expected to become due and payable, the reasonably estimated

amount and timing of such payment, calculated in accordance with applicable generally accepted accounting principles and as reflected in the annual financial statements of the Light System, shall be included in calculating Annual Junior Lien Debt Service for purposes of delivering a Junior Lien Coverage Certificate.

“Authorized Denomination” means \$5,000 or any integral multiple thereof within a maturity of a Series, or such other minimum authorized denominations as may be specified in the applicable Bond Documents.

“Average Annual Debt Service” means, for purposes of calculating the Reserve Fund Requirement with respect to all Parity Bonds outstanding at the time of calculation, the sum of the Annual Parity Bond Debt Service remaining to be paid to the last scheduled maturity of the applicable Parity Bonds, divided by the number of years such Parity Bonds are scheduled to remain outstanding.

“Balloon Bonds” means any series of either Parity Bonds or Junior Lien Bonds, as applicable, the aggregate principal amount (including Sinking Fund Requirements) of which becomes due and payable in any calendar year in an amount that constitutes 25 percent or more of the initial aggregate principal amount of such series.

“Beneficial Owner” means, with regard to a Bond, the owner of any beneficial interest in that Bond.

“Bond” means a municipal light and power revenue bond issued pursuant to this ordinance.

“Bond Counsel” means a lawyer or a firm of lawyers, selected by the City, of nationally recognized standing in matters pertaining to bonds issued by states and their political subdivisions.

“Bond Documents” means (a)(i) with respect to any Series of the Bonds, this ordinance (including any amendatory or supplemental ordinances), (ii) with respect to a series of Parity Bonds other than a Series of the Bonds, the applicable Parity Bond Ordinance(s), and (iii) with respect to any Junior Lien Bonds other than a Series of the Bonds, the applicable Junior Lien Bond Ordinance(s); (b) the authenticated bond form; and (c) the written agreement(s) setting forth the Bond Sale Terms and additional terms, conditions, or covenants pursuant to which such bond was issued and sold, as set forth in any one or more of the following (if any): (i) a sale

resolution, (ii) a bond purchase contract (as defined in the applicable authorizing ordinance), (iii) a bond indenture or a fiscal agent or paying agent agreement (other than the State fiscal agency contract), and (iv) a direct purchase or continuing covenant agreement.

“Bond Owners’ Trustee” means a bank or trust company organized under the laws of the State, or a national banking association, appointed in accordance with subsection 24(e) of this ordinance to act as trustee on behalf of the owners, from time to time, of either the Outstanding Parity Bonds or the Outstanding Junior Lien Bonds, as the case may be.

“Bond Purchase Contract” means a written offer to purchase a Series of the Bonds pursuant to certain Bond Sale Terms, which offer has been accepted by the City in accordance with this ordinance. In the case of a competitive sale, the Purchaser’s bid for a Series, together with the official notice of sale and a Pricing Certificate confirming the Bond Sale Terms, shall comprise the Bond Purchase Contract.

“Bond Register” means the books or records maintained by the Bond Registrar for the purpose of registering ownership of each Bond.

“Bond Registrar” means the Fiscal Agent (unless the Director of Finance appoints a different person to act as bond registrar with respect to a particular Series), or any successor bond registrar selected in accordance with the System of Registration.

“Bond Sale Terms” means the terms and conditions for the sale of a Series of the Bonds approved by the Director of Finance consistent with the parameters set forth in Section 5 of this ordinance, including the amount, date or dates, denominations, interest rate or rates (or mechanism for determining the interest rate or rates), payment dates, final maturity, redemption rights, price, and other terms, conditions or covenants. In connection with a negotiated sale or private placement, the Bond Sale Terms shall be set forth in a Bond Purchase Contract; in connection with a competitive sale, the Bond Sale Terms shall be set forth in a Pricing Certificate.

“Book-Entry Form” means a fully registered form in which physical bond certificates are registered

only in the name of the Securities Depository (or its nominee), as Registered Owner, with the physical bond certificates held by and “immobilized” in the custody of the Securities Depository (or its designee), where the system for recording and identifying the transfer of the ownership interests of the Beneficial Owners in those Bonds is neither maintained by nor the responsibility of the City or the Bond Registrar.

“Capital Appreciation Bond” means any Parity Bond or Junior Lien Bond, all or a portion of the interest on which is compounded and accumulated at the rates or in the manner, and on the dates, set forth in the applicable Bond Documents, and is payable only upon redemption or on the maturity date of such Capital Appreciation Bond. A Parity Bond or a Junior Lien Bond that is issued as a Capital Appreciation Bond, but which later converts to an obligation on which interest is paid periodically, shall be a Capital Appreciation Bond until the conversion date and thereafter shall no longer be a Capital Appreciation Bond, but shall be treated as having a principal amount equal to its Accreted Value on the conversion date. For purposes of (a) receiving payment of the redemption premium, if any, on a Capital Appreciation Bond that is redeemed prior to maturity, or (b) computing the principal amount of Parity Bonds (or Junior Lien Bonds, as applicable) held by the Owner of a Capital Appreciation Bond in connection with any notice, consent, request, or demand pursuant to this ordinance or for any purpose whatsoever, the principal amount of a Capital Appreciation Bond shall be deemed to be its Accreted Value at the time that such notice, consent, request, or demand is given or made.

“Capital Improvement Program” or “CIP” means the portion or portions of the “2025-2030 Capital Improvement Program” relating to the Light System adopted by Ordinance _____. For purposes of this ordinance, the CIP includes all amendments, updates, supplements or replacements that may be adopted from time to time by ordinance.

“City” means The City of Seattle, Washington.

“City Council” means the City Council of the City, as duly and regularly constituted from time to time.

“Code” means the Internal Revenue Code of 1986, or any successor thereto, as amended at any time, and regulations thereunder.

“Conservation Plan” means the 2024 Demand-Side Management Potential Assessment with respect to the Light System, reviewed by the City Council in connection with the adoption of Resolution 32134, to the extent that funds are appropriated by the City therefor. The term Conservation Plan includes all future amendments and supplements to and all replacements or updates of the 2024 Demand-Side Management Potential Assessment, as well as any previously adopted assessment of conservation potential.

“Construction Account” means such fund, subfund, or account within the Light Fund as may be designated from time to time by the Director of Finance for the payment of costs of the Plan of Additions.

“Continuing Disclosure Agreement” means, for each Series that is sold in an offering subject to federal securities regulations requiring a written undertaking to provide continuing disclosure, a continuing disclosure agreement entered into pursuant to Section 22 of this ordinance in substantially the form attached to this ordinance as Exhibit B.

“Defeasible Bonds” means the Defeasible Parity Bonds and the Defeasible Junior Lien Bonds.

“Defeasible Junior Lien Bonds” means any outstanding Junior Lien Bonds that are eligible to be defeased pursuant to the Omnibus Defeasance Ordinance.

“Defeasible Parity Bonds” means any outstanding Parity Bonds that are eligible to be defeased pursuant to the Omnibus Defeasance Ordinance.

“Deferred Hydroelectric Project Relicensing Costs” means certain costs required by the Federal Energy Regulatory Commission to be incurred as a condition of the renewal of licenses for the Light System’s hydroelectric projects, which costs are treated in the same manner as capital expenditures.

“Director of Finance” or **“Director”** means the City’s Director of Finance or such other official who succeeds to substantially all of the responsibilities of that office.

“DTC” means The Depository Trust Company, New York, New York.

“Event of Default” has the meaning given in Section 24 of this ordinance. A “Parity Bond Event of Default” shall refer to those Events of Default relating to nonpayment of Parity Bonds, or defaults in respect of

the Parity Bond covenants set forth in this ordinance and in the applicable Parity Bond Documents giving rise to remedies available to the owners of Parity Bonds. A “Junior Lien Bond Event of Default” shall refer to those Events of Default relating to nonpayment of Junior Lien Bonds, or in respect of the Junior Lien Bond covenants set forth herein and in the applicable Junior Lien Bond Documents giving rise to remedies available to the owners of Junior Lien Bonds.

“Fiscal Agent” means the fiscal agent of the State, as the same may be designated by the State from time to time.

“Future Junior Lien Bonds” means, with reference to any Series designated as Junior Lien Bonds, any revenue obligations of the Light System issued or entered into after the Issue Date of such Series, the payment of which constitutes a charge and lien upon Net Revenue equal in priority with the charge and lien upon such Net Revenue for the payment of the amounts required to be paid into the Junior Lien Debt Service Fund to pay and secure payment of the Junior Lien Bonds (including Junior Lien Payment Agreements and Junior Lien Reimbursement Obligations), in accordance with the priority of payment set forth in Section 14 of this ordinance. Future Junior Lien Bonds may include Junior Lien Payment Agreements issued in compliance with the Junior Lien Additional Bonds Test.

“Future Parity Bond Ordinance” means any ordinance passed by the City Council providing for the issuance and sale of a series of Future Parity Bonds, and any other ordinance amending or supplementing the provisions of any such ordinance.

“Future Parity Bonds” means, with reference to any Series designated as Parity Bonds, any revenue obligations of the Light System issued or entered into after the Issue Date of such Series, the payment of which constitutes a charge and lien upon Net Revenue equal in priority with the charge and lien upon such Net Revenue for the payment of the amounts required to be paid into the Parity Bond Fund and the Reserve Fund to pay and secure payment of the Parity Bonds in accordance with Section 14 of this ordinance. Future Parity Bonds include Parity Payment Agreements, Parity Reimbursement Obligations, and any other obligations

issued in compliance with the Parity Conditions.

“Government Obligations” means, unless otherwise limited in the Bond Documents for a particular Series of the Bonds, any government obligation as that term is defined in RCW 39.53.010, as amended at any time.

“Gross Revenues” means (a) all income, revenues, receipts, and profits derived by the City through the ownership and operation of the Light System; (b) the proceeds received by the City directly or indirectly from the sale, lease, or other disposition of any of the properties, rights or facilities of the Light System; (c) Payment Agreement Receipts, to the extent that such receipts are not offset by Payment Agreement Payments; and (d) the investment income earned on money held in any fund or account of the City, including any bond redemption funds and the accounts therein, in connection with the ownership and operation of the Light System. Gross Revenues do not include: (i) insurance proceeds compensating the City for the loss of a capital asset; (ii) income derived from investments irrevocably pledged to the payment of any defeased bonds payable from Gross Revenues; (iii) investment income earned on money in any fund or account created or maintained solely for the purpose of complying with the arbitrage rebate provisions of the Code; (iv) any gifts, grants, donations, or other funds received by the City from any State or federal agency or other person if such gifts, grants, donations, or other funds are the subject of any limitation or reservation imposed by the donor or grantor or imposed by law or administrative regulation to which the donor or grantor is subject, limiting the application of such funds in a manner inconsistent with the application of Gross Revenues hereunder; (v) the proceeds of any borrowing for capital improvements (or the refinancing thereof); and (vi) the proceeds of any liability or other insurance (excluding business interruption insurance or other insurance of like nature insuring against the loss of revenues).

“Intermediate Lien Reimbursement Obligation” means any payment or reimbursement obligation incurred under a written agreement entered into in connection with a series of Parity Bonds or to obtain Qualified Insurance or a Qualified Letter of Credit, under which the City’s payment obligations are expressly

stated to constitute a lien and charge on Net Revenue junior in rank to the lien and charge upon such Net Revenue required to be paid into the Parity Bond Fund to pay and secure the payment of the Parity Bonds, but senior to the lien and charge upon such Net Revenue required to be paid into the Junior Lien Debt Service Fund to pay and secure the payment of the Junior Lien Bonds. For purposes of determining percentages of ownership of Bonds under this ordinance or under any Bond Documents, Intermediate Lien Reimbursement Obligations shall be deemed to have no principal amount, and any consent or similar rights (if any) shall be determined only as set forth in the applicable Intermediate Lien Reimbursement Obligations.

“Issue Date” means, with respect to a Bond, the initial date on which that Bond is issued and delivered to the initial Purchaser in exchange for its purchase price.

“Junior Lien Additional Bonds Test” means the conditions set forth in subsection 18(b) of this ordinance for issuing additional Junior Lien Bonds (including Junior Lien Payment Agreements and Junior Lien Reimbursement Obligations).

“Junior Lien Bond” means, generally, any bond or obligation secured by a lien and charge on Net Revenue that is junior and subordinate to the lien and charge of the Parity Bonds and Intermediate Lien Reimbursement Obligations, but prior and superior to other liens and charges, in accordance with the priority of payment set forth in Section 14 of this ordinance. The term Junior Lien Bond may refer to (a) any Bond of a Series issued pursuant to this ordinance that is so designated by the Director of Finance upon satisfaction of the Junior Lien Additional Bonds Test; (b) any Future Junior Lien Bond; (c) any Junior Lien Payment Agreement; and (d) any Junior Lien Reimbursement Obligation.

“Junior Lien Bond Documents” means those Bond Documents applicable to a series of Junior Lien Bonds.

“Junior Lien Bond Ordinance” means this ordinance (if used in connection with the issuance of a series of Junior Lien Bonds authorized hereby) and any future ordinance authorizing the issuance and sale of any Future Junior Lien Bonds, including any ordinance amending or supplementing the provisions of any

Junior Lien Bond Ordinance.

“Junior Lien Coverage Certificate” means a certificate delivered pursuant to subsection 18(b)(ii) of this ordinance, for purposes of satisfying the Junior Lien Additional Bonds Test in connection with the issuance of Future Junior Lien Bonds.

“Junior Lien Debt Service Fund” means the special fund of the City known as the Seattle Municipal Light Revenue Junior Lien Debt Service Fund established within the Light Fund pursuant to Ordinance 125459 for the purpose of paying and securing the principal of and interest on Junior Lien Bonds and securing obligations under Junior Lien Payment Agreements and Junior Lien Reimbursement Obligations.

“Junior Lien Payment Agreement” means any Payment Agreement that is entered into in compliance with the Junior Lien Additional Bonds Test, and under which the City’s payment obligations are expressly stated to constitute a lien and charge on Net Revenue equal in rank with the lien and charge upon such Net Revenue required to be paid into the Junior Lien Debt Service Fund to pay and secure the payment of the Junior Lien Bonds in accordance with Section 14 of this ordinance. For purposes of determining percentages of ownership of Junior Lien Bonds under this ordinance or under any Bond Documents, Junior Lien Payment Agreements shall be deemed to have no principal amount, and any consent or similar rights (if any) shall be determined only as set forth in the applicable Junior Lien Payment Agreement.

“Junior Lien Reimbursement Obligation” means any reimbursement obligation incurred under a written reimbursement agreement (or similar agreement) entered into in connection with a series of Junior Lien Bonds to obtain Qualified Insurance or a Qualified Letter of Credit, under which the City’s payment obligations are expressly stated to constitute a lien and charge on Net Revenue equal in rank with the lien and charge upon such Net Revenue required to be paid into the Junior Lien Debt Service Fund to pay and secure the payment of the Junior Lien Bonds. For purposes of determining percentages of ownership of Junior Lien Bonds under this ordinance or under any Bond Documents, Junior Lien Reimbursement Obligations shall be deemed to have no principal amount, and any consent or similar rights (if any) shall be determined only as set forth in the

applicable Junior Lien Reimbursement Obligations.

“Letter of Representations” means the Blanket Issuer Letter of Representations between the City and DTC dated October 4, 2006, as amended at any time, or an agreement with a substitute or successor Securities Depository.

“Light Fund” means the special fund of that name previously created and established by the City.

“Light System” means the municipal light and power generation, transmission, and distribution system now belonging to or that may later belong to the City.

“Maximum Annual Debt Service” means, with respect to Parity Bonds (or Junior Lien Bonds, as applicable), the maximum amount of Annual Debt Service that shall become due in the current calendar year or in any future calendar year with respect to those Parity Bonds (or Junior Lien Bonds, as applicable) that are outstanding as of the calculation date.

“MSRB” means the Municipal Securities Rulemaking Board.

“Net Revenue” means, for any period, Gross Revenues less Operating and Maintenance Expense.

“Omnibus Defeasance Ordinance” means Ordinance 126220, as amended at any time, authorizing the defeasance of Defeasible Bonds, or any future ordinance of the City pursuant to which the Bonds (or any Series of the Bonds) are designated as Defeasible Bonds.

“Omnibus Refunding Ordinance” means Ordinance 126940 (which amended and restated Ordinance 125460, as amended by Ordinance 125987), as it may be amended at any time, or any future ordinance authorizing the issuance of refunding bonds, pursuant to which the Bonds (or any Series of the Bonds) are designated as Refundable Bonds.

“Operating and Maintenance Expense” means all reasonable charges incurred by the City in causing the Light System to be operated and maintained in good repair, working order and condition, including but not limited to all operating expenses under applicable generally accepted accounting principles included in the annual audited financial statements of the Light System, except those excluded in this definition. Operating and

Maintenance Expense does not include: (a) extraordinary, nonrecurring expenses of the Light System or any judgments or amounts to be paid in settlement of claims against the Light System; (b) non-cash expenses relating to a mark-to-market treatment of energy-related contracts; (c) any costs or expenses (including interest expense) for new construction, replacements, or renewals of Light System property; (d) Deferred Hydroelectric Project Relicensing Costs, the High Ross Capital Payments (as defined in the Outstanding Parity Bond Ordinances), or other similar payments under any agreement for the development or licensing of a capital improvement or asset, under which agreement the City agrees to make periodic payments in respect of its share of the capital expense; (e) any allowance for depreciation, amortization, or similar recognitions of non-cash expense items made for accounting purposes only (including non-cash pension expense); (f) any taxes levied by or paid to the City (or payments in lieu of taxes) upon the properties or earnings of the Light System; or (g) any obligation authorized pursuant to ordinance or resolution specifically excluding the payment of such obligation from Operating and Maintenance Expense.

“Outstanding Junior Lien Bonds” means, with reference to a particular Series of Junior Lien Bonds issued pursuant to this ordinance, those Junior Lien Bonds that are outstanding as of the Issue Date of such Series.

“Outstanding Parity Bond Ordinances” means the ordinances authorizing the various series of Outstanding Parity Bonds.

“Outstanding Parity Bonds” means, when referencing Parity Bonds outstanding as of the date of this ordinance, those outstanding Parity Bonds identified in Exhibit A to this ordinance. When used in reference to a particular date in the future or in reference to a particular series of Parity Bonds, Outstanding Parity Bonds shall mean those Parity Bonds that are outstanding as of that future date or as of the issue date of such series.

“Owner” means, without distinction, the Registered Owner and the Beneficial Owner of a Bond.

“Parity Bond” means, generally, any bond or obligation secured by a lien and charge on Net Revenue that is prior and superior to any other liens or charges whatsoever, in accordance with the priority of payment

set forth in Section 14 of this ordinance. The term Parity Bond may refer to: (a) the Outstanding Parity Bonds identified in Exhibit A to this ordinance; (b) each Series of the Bonds designated by the Director of Finance as a Series of Parity Bonds upon satisfaction of the Parity Conditions; (c) any Future Parity Bonds; and (d) any Parity Payment Agreement entered into upon satisfaction of the Parity Conditions.

“Parity Bond Documents” means those Bond Documents applicable to a series of Parity Bonds.

“Parity Bond Fund” means the special fund of the City known as the Seattle Municipal Light Revenue Parity Bond Fund established within the Light Fund pursuant to Ordinance 92938 for the purpose of paying and securing the payment of principal of and interest on Parity Bonds (including Parity Payment Agreement Payments) and payments under Parity Reimbursement Obligations.

“Parity Bond Ordinance” means any ordinance passed by the City Council providing for the issuance and sale of any Series of Parity Bonds, and any other ordinance amending or supplementing the provisions of any Parity Bond Ordinance.

“Parity Certificate” means a certificate delivered pursuant to subsection 18(a)(ii) of this ordinance, and the corresponding provisions of the Outstanding Parity Bond Ordinances, for purposes of satisfying the Parity Conditions in connection with the issuance of the Bonds and any Future Parity Bonds.

“Parity Conditions” means (a) for purposes of establishing that a Series of the Bonds may be issued on parity with the Parity Bonds outstanding as of the Issue Date of such Series, the conditions for issuing Future Parity Bonds set forth in the Parity Bond Ordinances relating to those Parity Bonds that are then outstanding; and (b) for purposes of issuing Future Parity Bonds on parity with a Series of the Bonds, the conditions described in the preceding clause (a) together with the conditions set forth in subsection 18(a) of this ordinance.

“Parity Payment Agreement” means a Payment Agreement that is entered into in compliance with the Parity Conditions and under which the City’s payment obligations are expressly stated to constitute a lien and charge on Net Revenue equal in rank with the lien and charge upon such Net Revenue required to be paid into the Parity Bond Fund and the Reserve Fund to pay and secure the payment of principal of and interest on Parity

Bonds in accordance with Section 14 of this ordinance. For purposes of determining percentages of ownership of Parity Bonds under this ordinance or under any Bond Documents, Parity Payment Agreements shall be deemed to have no principal amount, and any consent or similar rights (if any) shall be determined only as set forth in the applicable Parity Payment Agreement.

“Parity Reimbursement Obligation” means any payment or reimbursement obligation incurred under a written agreement entered into in connection with a series of Parity Bonds or to obtain Qualified Insurance or a Qualified Letter of Credit (other than Qualified Insurance or a Qualified Letter of Credit obtained to satisfy all or part of the Reserve Fund Requirement), under which the City’s payment obligations are expressly stated to constitute a lien and charge on Net Revenue equal in rank to the lien and charge upon such Net Revenue required to be paid into the Parity Bond Fund to pay and secure the payment of the principal of and interest on the Parity Bonds. Parity Reimbursement Obligations accruing as a result of a mandatory tender for purchase of Parity Bonds shall be excluded from the calculation of Annual Debt Service for all purposes. For purposes of determining percentages of ownership of Parity Bonds, Parity Reimbursement Obligations shall be deemed to have no principal amount, and any consent or similar rights (if any) shall be determined only as set forth in the applicable Parity Reimbursement Obligation.

“Payment Agreement” means a written agreement entered into by the City and a Qualified Counterparty, as authorized by any applicable laws of the State, for the purpose of managing or reducing the City’s exposure to fluctuations or levels of interest rates, or for other interest rate, investment, or asset or liability management purposes, and which provides for (i) an exchange of payments based on interest rates, ceilings, or floors on such payments; (ii) options on such payments; (iii) any combination of the foregoing; or (iv) any similar device. A Payment Agreement may be entered into on either a current or forward basis. A Payment Agreement must be entered into in connection with (or incidental to) the issuance, incurrence, or carrying of particular bonds, notes, bond anticipation notes, commercial paper, or other obligations for borrowed money (which may include leases, installment purchase contracts, or other similar financing

agreements or certificates of participation in any of the foregoing).

“Payment Agreement Payments” means the amounts periodically required to be paid by the City to a Qualified Counterparty pursuant to a Payment Agreement.

“Payment Agreement Receipts” means the amounts periodically required to be paid by a Qualified Counterparty to the City pursuant to a Payment Agreement.

“Permitted Investments” means any investments or investment agreements permitted for the investment of City funds under the laws of the State, as amended at any time.

“Plan of Additions” means the system or plan of additions to and betterments and extensions of the Light System adopted by ordinance, including but not limited to the CIP, the Conservation Plan, and the Deferred Hydroelectric Project Relicensing Costs. The Plan of Additions includes all amendments, updates, supplements or replacements to the CIP, the Conservation Plan, and the Deferred Hydroelectric Project Relicensing Costs, all of which shall automatically constitute amendments to the Plan of Additions upon approval by ordinance. The Plan of Additions includes the purchase and installation of all materials, supplies, appliances, equipment (including but not limited to data processing hardware and software and conservation equipment) and facilities, the acquisition of all permits, licenses, franchises, property and property rights, other capital assets, and all engineering, consulting and other professional services and studies (whether performed by the City or by other public or private entities) necessary or convenient to carry out the Plan of Additions. The Plan of Additions also may be modified to include other improvements without amending the CIP, the Conservation Plan, and the Deferred Hydroelectric Project Relicensing Costs, if the City determines by ordinance that those amendments or other improvements constitute a system or plan of additions to or betterments or extensions of the Light System.

“Pricing Certificate” means a certificate executed by the Director of Finance as of the pricing date confirming the Bond Sale Terms for the sale of a Series of the Bonds to the Purchaser in a competitive sale, in accordance with the parameters set forth in Section 5 of this ordinance.

“Professional Utility Consultant” means the independent person(s) or firm(s) selected by the City having a favorable reputation for skill and experience with electric systems of comparable size and character to the Light System in such areas as are relevant to the purposes for which they were retained.

“Purchaser” means the entity or entities who have been selected by the Director of Finance in accordance with this ordinance as underwriter, purchaser, or successful bidder in a sale of any Series.

“Qualified Counterparty” means a party (other than the City or a person related to the City) who is the other party to a Payment Agreement and who is qualified to act as the other party to a Payment Agreement under any applicable laws of the State.

“Qualified Insurance” means any municipal bond insurance policy, surety bond, or similar credit enhancement device, issued by any insurance company licensed to conduct an insurance business in any state of the United States, by a service corporation acting on behalf of one or more such insurance companies, or by any other financial institution, the provider of which, as of the time of issuance of such credit enhancement device, is rated in one of the two highest rating categories (without regard to gradations within such categories) by at least two nationally recognized rating agencies.

“Qualified Letter of Credit” means any letter of credit, standby bond purchase agreement, or other liquidity facility issued by a financial institution for the account of the City in connection with the issuance of any Parity Bond or Junior Lien Bond, which institution maintains an office, agency or branch in the United States and, as of the time of issuance of such instrument, is rated in one of the two highest rating categories (without regard to gradations within such categories) by at least two nationally recognized rating agencies.

“Rate Stabilization Account” means the account of that name previously established in the Light Fund pursuant to Ordinance 121637.

“Rating Agency” means any nationally recognized rating agency then maintaining a rating on a Series of the Bonds at the request of the City.

“Record Date” means, unless otherwise defined in the Bond Documents, in the case of each interest or

principal payment date, the Bond Registrar's close of business on the 15th day of the month preceding the interest or principal payment date. With regard to redemption of a Bond prior to its maturity, the Record Date shall mean the Bond Registrar's close of business on the day prior to the date on which the Bond Registrar sends the notice of redemption to the Registered Owner(s) of the affected Bonds.

"Refundable Bonds" means the Refundable Parity Bonds and the Refundable Junior Lien Bonds.

"Refundable Junior Lien Bonds" means any then outstanding Junior Lien Bonds that are eligible to be refunded pursuant to the Omnibus Refunding Ordinance.

"Refundable Parity Bonds" means any then outstanding Parity Bonds that are eligible to be refunded pursuant to the Omnibus Refunding Ordinance.

"Refunding Junior Lien Bonds" means Future Junior Lien Bonds that satisfy the applicable Junior Lien Additional Bonds Test and are issued pursuant to the Omnibus Refunding Ordinance (or a Future Junior Lien Bond ordinance) for the purpose of refunding any Refundable Junior Lien Bonds.

"Refunding Parity Bonds" means Future Parity Bonds that satisfy the applicable Parity Conditions and are issued pursuant to the Omnibus Refunding Ordinance (or another Future Parity Bond Ordinance) for the purpose of refunding any Refundable Parity Bonds.

"Registered Owner" means, with respect to a Bond, the person in whose name that Bond is registered on the Bond Register. For so long as a Series of the Bonds is in Book-Entry Form under a Letter of Representations, the Registered Owner of such Series shall mean the Securities Depository.

"Reserve Fund" means that special fund of the City known as the Municipal Light and Power Bond Reserve Fund, established pursuant to Ordinance 71917 and maintained pursuant to the Outstanding Parity Bond Ordinances and this Ordinance as a separate account within the Light Fund to secure the payment of the Parity Bonds.

"Reserve Fund Requirement" means, for any Series of Bonds designated as Parity Bonds, the Reserve Fund Requirement established in the Bond Sale Terms for that Series and any other Series issued as part of a

single “issue” of Parity Bonds, consistent with Section 15 of this ordinance. For any series of Future Parity Bonds, the Reserve Fund Requirement means the requirement specified for that series in the bond sale terms associated with that issue. The aggregate Reserve Fund Requirement for all Parity Bonds shall be the sum of the Reserve Fund Requirements for each series of Parity Bonds. For purposes of this definition, “issue” means all series of Parity Bonds issued and sold pursuant to a common set of bond sale terms. For the purposes of calculating the Reserve Fund Requirement only, the City shall deduct from Annual Debt Service the Tax Credit Subsidy Payments the City is scheduled to claim from the federal government in respect of the interest on a series of Parity Bonds that are Tax Credit Subsidy Bonds (or with respect to which the federal government is otherwise scheduled to provide direct payments).

“**Rule 15c2-12**” means Rule 15c2-12 promulgated by the SEC under the Securities Exchange Act of 1934 as amended.

“**SEC**” means the United States Securities and Exchange Commission.

“**Securities Depository**” means DTC, any successor thereto, any substitute securities depository selected by the City, or the nominee of any of the foregoing. Any successor or substitute Securities Depository must be qualified under applicable laws and regulations to provide the services proposed to be provided by it.

“**Serial Bond**” means any Parity Bond or Junior Lien Bond maturing in a specified year, for which no Sinking Fund Requirements are mandated.

“**Series**” means, when capitalized in this ordinance, a series of the Bonds issued pursuant to this ordinance.

“**SIFMA Municipal Swap Index**” means the Securities Industry and Financial Markets Association (SIFMA) Municipal Swap Index, calculated and published by Bloomberg and overseen by SIFMA’s Municipal Swap Index Committee, or a substantially similar recognized market successor index representing a seven-day market index comprised of certain high-grade tax-exempt variable rate demand obligations.

“**Sinking Fund Account**” means (a) with respect to Parity Bonds, any account created in the Parity

Bond Fund to amortize the principal or make mandatory redemptions of Parity Bonds that are Term Bonds; and (b) with respect to Junior Lien Bonds, any account created in the Junior Lien Debt Service Fund to amortize the principal or make mandatory redemptions of Junior Lien Bonds that are Term Bonds.

“Sinking Fund Requirement” means, for any calendar year, the principal portion (and required redemption premium, if any) of any Term Bond that is required to be purchased, redeemed, paid at maturity, or paid into any Sinking Fund Account for such calendar year, as established in the applicable Bond Documents.

“State” means the State of Washington.

“State Auditor” means the office of the Auditor of the State or such other department or office of the State authorized and directed by State law to make audits.

“System of Registration” means the system of registration for the City’s bonds and other obligations established pursuant to Seattle Municipal Code Chapter 5.10 as amended.

“Tax Credit Subsidy Bond” means any Taxable Bond that is designated by the City as a tax credit bond pursuant to the Code and as a “qualified bond” under Section 6431 or similar provision of the Code, and with respect to which the City is eligible to claim a Tax Credit Subsidy Payment.

“Tax Credit Subsidy Payment” means a payment by the federal government with respect to a Tax Credit Subsidy Bond.

“Tax-Exempt Bond” means any Parity Bond or Junior Lien Bond the interest on which is intended, as of the Issue Date, to be excludable from gross income for federal income tax purposes.

“Taxable Bond” means any Parity Bond or Junior Lien Bond the interest on which is not intended, as of the Issue Date, to be excludable from gross income for federal income tax purposes.

“Term Bond” means any Parity Bond or Junior Lien Bond that is issued subject to mandatory redemption in periodic Sinking Fund Requirements prior to its maturity date.

“Valuation Date” means, with respect to any Capital Appreciation Bond, the date or dates, determined as set forth in the applicable Bond Documents, on which specific Accreted Values are assigned to that Capital

Appreciation Bond.

“Variable Interest Rate” means any interest rate that fluctuates during the stated term of a bond (or during a stated period during which the bond is designated as a Variable Interest Rate Bond), whether due to a remarketing, a market index reset, or other mechanism set forth in the applicable Bond Documents. The Bond Documents for any Series of the Bonds bearing interest at a Variable Interest Rate shall set forth: (a) the available method(s) of computing interest (the “interest rate modes”); (b) the particular period or periods of time (or manner of determining such period or periods of time) for which each value of such Variable Interest Rate (or each interest rate mode) shall remain in effect; (c) provisions for conversion from one interest rate mode to another and for setting or resetting the interest rates; and (d) the time or times upon which any change in such Variable Interest Rate (or any conversion of interest rate modes) shall become effective.

“Variable Interest Rate Bond” means, for any period of time, any Parity Bond or Junior Lien Bond that bears interest at a Variable Interest Rate during that period. A bond shall not be treated as a Variable Interest Rate Bond if the net economic effect of: (a) interest rates on a particular series of Parity Bonds (or Junior Lien Bonds, as applicable), as set forth in the applicable Bond Documents, and (b) either (i) interest rates on another series of Parity Bonds (or Junior Lien Bonds, as applicable) issued at substantially the same time, or (ii) a Payment Agreement related to that particular series, in either case, is to produce obligations that bear interest at a fixed interest rate. Any Parity Bond or Junior Lien Bond with respect to which a Payment Agreement is in force shall be treated as a Variable Interest Rate Bond if the net economic effect of the Payment Agreement is to produce an obligation that bears interest at a Variable Interest Rate.

Section 2. **Adoption of Plan of Additions.** The City specifies, adopts, and orders the Plan of Additions to be carried out as generally provided for in the documents comprising the Plan of Additions. The estimated cost of the Plan of Additions, as nearly as may be determined, is declared to be approximately \$3.1 billion, of which up to approximately \$500 million is expected to be financed from proceeds of the Bonds and investment earnings thereon.

Section 3. **Authorization of Bonds; Due Regard Finding.**

(a) **The Bonds.** The City is authorized to issue municipal light and power revenue bonds payable from the sources described in Section 13 of this ordinance and secured as either Parity Bonds or Junior Lien Bonds, as determined by the Director of Finance in accordance with Section 5 of this ordinance. The Bonds may be issued in one or more Series in a maximum aggregate principal amount not to exceed the amount stated in Section 5 of this ordinance, for the purposes of: (a) paying a part of the cost of carrying out the Plan of Additions; (b) providing for the Reserve Fund Requirement (if necessary); (c) capitalizing interest on the Bonds (if necessary) and paying costs of issuance; and (d) carrying out other Light System purposes approved by ordinance. The Bonds may be issued in one or more Series and may be combined with other municipal light and power revenue bonds authorized separately. The Bonds shall be designated municipal light and power revenue bonds, shall be numbered separately and shall have any name, year, series, or other labels as deemed necessary or appropriate by the Director of Finance. Any Series of the Bonds designated as Junior Lien Bonds shall bear a designation clearly indicating that such Bonds are Junior Lien Bonds.

(b) **City Council Finding.** The City Council finds that, in creating the Parity Bond Fund, the Reserve Fund, and the Junior Lien Debt Service Fund (collectively, the “Bond Funds”), and in fixing the amounts to be paid into those funds in accordance with this ordinance and the parameters for the Bond Sale Terms set forth in Section 5 of this ordinance, the City Council has exercised due regard for the cost of operation and maintenance of the Light System, and is not setting aside into such Bond Funds a greater amount than in the judgment of the City Council, based on the rates established from time to time consistent with subsection 17(a)(ii) of this ordinance, will be sufficient, in the judgment of the City Council, to meet all expenses of operation and maintenance of the Light System and to provide the amounts previously pledged for the payment of all outstanding obligations payable out of Gross Revenues and pledged for the payment of the Bonds. Therefore, the City Council finds that the issuance and sale of the Bonds is in the best interest of the City and the public interest.

Section 4. **Manner of Sale of Bonds.** The Director of Finance may provide for the sale of each Series by competitive sale, negotiated sale, limited offering, or private placement, and may select and enter into agreements with remarketing agents or providers of liquidity with respect to Variable Interest Rate Bonds. The Purchaser of each Series shall be chosen through a selection process acceptable to the Director of Finance. The Director of Finance is authorized to specify a date and time of sale and a date and time for the delivery of each Series; in the case of a competitive sale, to provide an official notice of sale including bid parameters and other bid requirements, and to provide for the use of an electronic bidding mechanism; to provide for and determine matters relating to the forward or delayed delivery of a Series of the Bonds, if deemed desirable; and to specify such other matters and take such other action as in the Director's determination may be necessary, appropriate, or desirable in order to carry out the sale of each Series. Each Series must be sold on Bond Sale Terms consistent with the parameters set forth in Section 5 of this ordinance.

Section 5. **Appointment of Designated Representative; Bond Sale Terms.**

(a) **Designated Representative.** The Director of Finance is appointed to serve as the City's designated representative in connection with the issuance and sale of the Bonds in accordance with RCW 39.46.040(2) and this ordinance.

(b) **Parameters for Bond Sale Terms.** The Director of Finance is authorized to approve, on behalf of the City, Bond Sale Terms for the sale of the Bonds in one or more Series, and in connection with each such sale, to execute a Bond Purchase Contract (or, in the case of a competitive sale, a Pricing Certificate) confirming the Bond Sale Terms and such related agreements as may be necessary or desirable, consistent with the following parameters:

(i) **Maximum Principal Amount.** The maximum aggregate principal amount of all Series of the Bonds authorized by this ordinance is not to exceed \$500 million.

(ii) **Date or Dates.** Each Bond shall be dated its Issue Date, as determined by the Director of Finance. The initial Issue Date (without restricting any reissuance date) may not be later than December 31,

2027.

(iii) **Denominations.** The Bonds shall be issued in Authorized Denominations.

(iv) **Interest Rate(s).** Each Bond shall bear interest from its Issue Date or from the most recent date to which interest has been paid or duly provided, whichever is later, unless otherwise provided in the applicable Bond Documents. Each Series of the Bonds shall bear interest at one or more fixed interest rates or Variable Interest Rates. The true interest cost for any fixed rate Series may not exceed a rate of 10 percent per annum. The Bond Documents for any Series may provide for multiple interest rates and interest rate modes, and may provide conditions and mechanisms for the Director of Finance to effect a conversion from one mode to another. Nothing in this ordinance shall be interpreted to prevent the Bond Documents for any Series from including a provision for adjustments to interest rates during the term of the Series upon the occurrence of certain events specified in the applicable Bond Documents.

(v) **Payment Dates.** Interest shall be payable on dates acceptable to the Director of Finance. Principal shall be payable on dates acceptable to the Director of Finance, which shall include payment at the maturity of each Bond, in accordance with any Sinking Fund Requirements applicable to Term Bonds, and otherwise in accordance with any redemption or tender provisions.

(vi) **Final Maturity.** Each Bond shall mature no later than 40 years after its Issue Date.

(vii) **Redemption Prior to Maturity.** The Bond Sale Terms may include redemption and tender provisions, as determined by the Director of Finance in the Director's discretion, consistent with Section 8 of this ordinance and subject to the following:

(A) **Optional Redemption.** The Director of Finance may designate any Bond as subject to optional redemption prior to its maturity, consistent with subsection 8(a) of this ordinance. Any Bond that is subject to optional redemption prior to maturity must be callable on at least one or more date(s) occurring not more than 10-1/2 years after the Issue Date.

(B) **Mandatory Redemption.** The Director of Finance may designate any Bond as a

Term Bond, subject to mandatory redemption prior to its maturity on the dates and in principal payment amounts set forth as Sinking Fund Requirements, consistent with subsection 8(b) of this ordinance.

(C) **Extraordinary Redemption.** The Director of Finance may designate any Bond as subject to extraordinary optional redemption or extraordinary mandatory redemption upon the occurrence of an extraordinary event, as such event or events may be set forth in the applicable Bond Documents, consistent with subsection 8(c) of this ordinance.

(D) **Tender Options.** The Director of Finance may designate any Variable Interest Rate Bond as subject to tender options, as set forth in the applicable Bond Documents.

(viii) **Price.** The Director of Finance may approve in the Bond Sale Terms an aggregate purchase price for each Series of the Bonds that is, in the Director's judgment, the price that produces the most advantageous borrowing cost for the City, consistent with the parameters set forth of this ordinance and in any applicable bid documents.

(ix) **Other Terms and Conditions.**

(A) **Expected Life of Capital Facilities.** As of the Issue Date of each Series, the Director of Finance must find to the Director's satisfaction that the average expected life of the capital facilities to be financed with the proceeds (or allocable share of proceeds) of that Series exceeds the weighted average maturity of such Series (or share thereof) allocated to financing those capital facilities.

(B) **Satisfaction of Parity Conditions or Junior Lien Additional Bonds Test.** For each Series of the Bonds, the Director of Finance must designate such Series of the Bonds as a series of either Parity Bonds or Junior Lien Bonds. For a Series to be designated as Parity Bonds, the Director of Finance must find to the Director's satisfaction that, as of the Issue Date, the Parity Conditions have been met or satisfied so that such Series is permitted to be issued as Parity Bonds. For a Series to be designated as Junior Lien Bonds, the Director of Finance must find to the Director's satisfaction that, as of the Issue Date, the Junior Lien Additional Bonds Test has been met or satisfied so that such Series is permitted to be issued as Junior Lien Bonds.

(C) **Additional Terms, Conditions, and Agreements.** The Bond Sale Terms for any Series may provide for Qualified Insurance, a Qualified Letter of Credit or other liquidity facility, Parity Reimbursement Obligation, Intermediate Lien Reimbursement Obligation, Junior Lien Reimbursement Obligation, or any other Payment Agreement as the Director of Finance may find necessary or desirable, and may include such additional terms, conditions, and covenants as may be necessary or desirable, including but not limited to: restrictions on investment of Bond proceeds and pledged funds (including any escrow established for the defeasance of any of the Bonds); provisions for the conversion of interest rate modes; provisions for the reimbursement of a credit enhancement provider or Qualified Counterparty; and requirements to give notice to or obtain the consent of a credit enhancement provider or a Qualified Counterparty. The Director of Finance is authorized to execute, on behalf of the City, such additional certificates and agreements as may be necessary or desirable to reflect such terms, conditions, and covenants.

(D) **Parity Bond Reserve Fund Requirement.** The Bond Sale Terms for any Series of Parity Bonds must establish the Reserve Fund Requirement for such Series and must set forth the method for satisfying any such requirement, consistent with Section 15 of this ordinance and the Parity Conditions. The Reserve Fund Requirement for any such Series may not be set at a level that would cause the aggregate Reserve Fund Requirement to exceed the least of (1) 125 percent of Average Annual Debt Service on all Parity Bonds outstanding, (2) Maximum Annual Debt Service on all Parity Bonds outstanding, or (3) 10 percent of the proceeds of the outstanding Parity Bonds.

(E) **Tax Status of the Bonds.** The Director of Finance may designate any Series of the Bonds as Tax-Exempt Bonds, Taxable Bonds, or Tax Credit Subsidy Bonds, consistent with Section 21 of this ordinance.

Section 6. **Bond Registrar; Registration and Transfer of Bonds.**

(a) **Registration and Bond Registrar.** The Bonds shall be issued only in registered form as to both principal and interest and shall be recorded on the Bond Register. The Fiscal Agent is appointed to act as Bond

Registrar for each Series of the Bonds, unless otherwise determined by the Director of Finance.

(b) **Transfer and Exchange of Bonds.** The Bond Registrar shall keep, or cause to be kept, sufficient books for the registration and transfer of the Bonds, which shall be open to inspection by the City at all times. The Bond Register shall contain the name and mailing address of the Registered Owner of each Bond and the principal amount and number of each of the Bonds held by each Registered Owner.

The Bond Registrar is authorized, on behalf of the City, to authenticate and deliver Bonds transferred or exchanged in accordance with the provisions of the Bonds and this ordinance, to serve as the City's paying agent for the Bonds, and to carry out all of the Bond Registrar's powers and duties under this ordinance and the System of Registration.

The Bond Registrar shall be responsible for its representations contained in the Bond Registrar's certificate of authentication on the Bonds. The Bond Registrar may become an Owner of Bonds with the same rights it would have if it were not the Bond Registrar and, to the extent permitted by law, may act as depository for and permit any of its officers or directors to act as members of, or in any other capacity with respect to, any committee formed to protect the rights of Owners.

Bonds surrendered to the Bond Registrar may be exchanged for Bonds in any Authorized Denomination of an equal aggregate principal amount and of the same Series, seniority, interest rate, and maturity. Bonds may be transferred only if endorsed in the manner provided thereon and surrendered to the Bond Registrar. Any exchange or transfer shall be without cost to an Owner or transferee. The Bond Registrar shall not be obligated to exchange or transfer any Bond during the period between the Record Date and the corresponding interest payment or principal redemption date.

(c) **Securities Depository; Book-Entry Form.** Unless otherwise determined by the Director of Finance, the Bonds initially shall be issued in Book-Entry Form and registered in the name of the Securities Depository. The Bonds so registered shall be held fully immobilized in Book-Entry Form by the Securities Depository in accordance with the provisions of the Letter of Representations. Neither the City nor the Bond

Registrar shall have any responsibility or obligation to participants of the Securities Depository or the persons for whom they act as nominees with respect to the Bonds regarding the accuracy of any records maintained by the Securities Depository or its participants of any amount in respect of principal of or interest on the Bonds, or any notice that is permitted or required to be given to Registered Owners hereunder (except such notice as is required to be given by the Bond Registrar to the Securities Depository). Registered ownership of a Bond initially held in Book-Entry Form, or any portion thereof, may not be transferred except: (i) to any successor Securities Depository; (ii) to any substitute Securities Depository appointed by the City or such substitute Securities Depository's successor; or (iii) to any person if the Bond is no longer held in Book-Entry Form.

Upon the resignation of the Securities Depository from its functions as depository, or upon a determination by the Director of Finance to discontinue utilizing the then-current Securities Depository, the Director of Finance may appoint a substitute Securities Depository. If the Securities Depository resigns from its functions as depository and no substitute Securities Depository can be obtained, or if the Director of Finance determines not to utilize a Securities Depository, then the Bonds shall no longer be held in Book-Entry Form and ownership may be transferred only as provided in this ordinance.

Nothing in this ordinance shall prevent the Bond Sale Terms from providing that a Series of the Bonds shall be issued in certificated form without utilizing a Securities Depository, and that the Bonds of such Series shall be registered as of their Issue Date in the names of the Owners thereof, in which case ownership may be transferred only as provided in this ordinance.

(d) **Lost or Stolen Bonds.** In case any Bond or Bonds shall be lost, stolen, or destroyed, the Bond Registrar may authenticate and deliver a replacement Bond or Bonds of like amount, date, tenor, and effect to the Registered Owner(s) thereof upon the Registered Owner(s)' paying the expenses and charges of the City in connection therewith and upon filing with the Bond Registrar evidence satisfactory to the Bond Registrar that such Bond or Bonds were actually lost, stolen or destroyed and of Registered Ownership thereof, and upon furnishing the City with indemnity satisfactory to both the City and the Bond Registrar.

Section 7. **Payment of Bonds.**

(a) **Payment.** Each Bond shall be payable in lawful money of the United States of America on the dates and in the amounts as provided in the Bond Documents applicable to that Series. Principal of and interest on each Bond designated as a Parity Bond shall be payable solely out of the Parity Bond Fund. Principal of and interest on each Bond designated as a Junior Lien Bond shall be payable solely out of the Junior Lien Debt Service Fund. The Bonds shall not be general obligations of the City. No Bonds of any Series shall be subject to acceleration under any circumstances.

(b) **Bonds Held in Book-Entry Form.** Principal of and interest on each Bond held in Book-Entry Form shall be payable in the manner set forth in the Letter of Representations.

(c) **Bonds Not Held in Book-Entry Form.** Interest on each Bond not held in Book-Entry Form shall be payable by electronic transfer on the interest payment date, or by check or draft of the Bond Registrar mailed on the interest payment date to the Registered Owner at the address appearing on the Bond Register on the Record Date. The City, however, shall not be required to make electronic transfers except pursuant to a request by a Registered Owner in writing received at least ten days prior to the Record Date and at the sole expense of the Registered Owner. Principal of each Bond not held in Book-Entry Form shall be payable upon presentation and surrender of the Bond by the Registered Owner to the Bond Registrar.

Section 8. **Redemption and Purchase of Bonds.**

(a) **Optional Redemption.** All or some of the Bonds of any Series may be subject to redemption prior to their stated maturity dates at the option of the City on the dates and terms set forth in the applicable Bond Documents.

(b) **Mandatory Redemption.** All or some of the Bonds of any Series may be designated as Term Bonds, subject to mandatory redemption in Sinking Fund Requirements, as set forth in the applicable Bond Documents. If not redeemed or purchased at the City's option prior to maturity, Term Bonds (if any) must be redeemed at a price equal to 100 percent of the principal amount to be redeemed, plus accrued interest, on the

dates and in the years and Sinking Fund Requirements as set forth in the applicable Bond Documents.

If the City optionally redeems or purchases a principal portion of a Term Bond prior to its maturity, the principal amount so redeemed or purchased (irrespective of its redemption or purchase price) shall be credited against the remaining Sinking Fund Requirements for that Term Bond in the manner directed by the Director of Finance. In the absence of direction by the Director of Finance, credit shall be allocated among the remaining Sinking Fund Requirements for that Term Bond on a pro rata basis.

(c) Extraordinary Redemption. All or some of the Bonds of any Series may be subject to extraordinary optional redemption or extraordinary mandatory redemption prior to maturity upon the occurrence of an extraordinary event at the prices, in the principal amounts, and on the dates, all as set forth in the applicable Bond Documents.

(d) Selection of Bonds for Redemption; Partial Redemption. If fewer than all of the outstanding Bonds of a Series are to be redeemed at the option of the City, the Director of Finance shall select the maturity or maturities to be redeemed. If less than all of the principal amount of a maturity of the selected Series is to be redeemed and such Series is held in Book-Entry Form, the portion of such maturity to be redeemed shall be selected for redemption by the Securities Depository in accordance with the Letter of Representations. If the Series selected for redemption is not then held in Book-Entry Form, the portion of such maturity to be redeemed shall be selected by the Bond Registrar using such method of random selection as the Bond Registrar shall determine. All or a portion of the principal amount of any Bond that is to be redeemed may be redeemed in any applicable Authorized Denomination. If less than all of the outstanding principal amount of any Bond is redeemed, upon surrender of that Bond to the Bond Registrar there shall be issued to the Registered Owner, without charge, a new Bond (or Bonds, at the option of the Registered Owner) of the same Series, seniority, maturity, and interest rate in any Authorized Denomination in the aggregate principal amount to remain outstanding.

(e) Purchase. The City reserves the right and option to purchase any or all of the Bonds at any time at

any price acceptable to the City plus accrued interest to the date of purchase.

Section 9. **Notice of Redemption; Rescission of Notice.** Unless otherwise set forth in the applicable Bond Documents, the City must cause notice of any intended redemption of Bonds to be given not fewer than 20 nor more than 60 days prior to the date fixed for redemption by first-class mail, postage prepaid, to the Registered Owner of any Bond to be redeemed at the address appearing on the Bond Register on the Record Date, and the requirements of this sentence shall be deemed to have been fulfilled when notice has been mailed as so provided, whether or not it is actually received by the Owner of any Bond. Interest on Bonds called for redemption shall cease to accrue on the date fixed for redemption unless the Bond or Bonds called are not redeemed when presented pursuant to the call.

In the case of an optional or extraordinary optional redemption, the notice may state that the City retains the right to rescind the redemption notice and the related redemption of Bonds by giving a notice of rescission to the affected Registered Owners at any time on or prior to the scheduled redemption date. Any notice of optional redemption that is rescinded by the Director of Finance shall be of no effect, and the Bonds for which the notice of redemption has been rescinded shall remain outstanding.

Section 10. **Failure to Pay Bonds.** If any Bond is not paid when properly presented at its maturity or redemption date, the City shall be obligated to pay, solely from the sources pledged to that Bond in this ordinance, interest on that Bond at the same rate provided on that Bond from and after its maturity or redemption date until that Bond, principal (including redemption premium, if any) and interest, is paid in full or until sufficient money for its payment in full is on deposit in the Parity Bond Fund (if such Bond is a Parity Bond) or the Junior Lien Debt Service Fund (if such Bond is a Junior Lien Bond) and that Bond has been called for payment by giving notice of that call to the Registered Owner of that Bond. The exercise of remedies of Owners of the Bonds are limited as set forth in Section 24 of this ordinance.

Section 11. **Form and Execution of Bonds.** The Bonds shall be typed, printed, or reproduced in a form consistent with the provisions of this ordinance and State law; shall be signed by the Mayor and Director of

Finance, either or both of whose signatures may be manual or in facsimile; and the seal of the City or a facsimile reproduction thereof shall be impressed or printed thereon.

Only Bonds bearing a certificate of authentication in substantially the following form (with the designation, year, and Series adjusted consistent with this ordinance) and manually signed by the Bond Registrar shall be valid or obligatory for any purpose or entitled to the benefits of this ordinance: “This Bond is one of the fully registered The City of Seattle, Washington, Municipal Light and Power [Improvement] Revenue Bonds, [Year], [Series and/or Seniority, if applicable], described in [this ordinance].” Junior Lien Bonds shall bear the words “Junior Lien” in their name in the foregoing certificate of authentication. The authorized signing of a certificate of authentication shall be conclusive evidence that the Bond so authenticated has been duly executed, authenticated, and delivered and is entitled to the benefits of this ordinance.

If any official whose manual or facsimile signature appears on a Bond ceases to be an official of the City authorized to sign bonds before the Bond bearing that official’s manual or facsimile signature is authenticated or delivered by the Bond Registrar or issued by the City, that Bond nevertheless may be authenticated, issued, and delivered and, when authenticated, issued, and delivered, shall be as binding on the City as though that person had continued to be an official of the City authorized to sign bonds. Any Bond also may be signed on behalf of the City by any person who, on the actual date of signing of the Bond, is an official of the City authorized to sign bonds, although that person did not hold the required office on the Issue Date of that Series of the Bonds.

Section 12. **Construction Account; Deposit of Proceeds**. The principal proceeds of the sale of each Series of the Bonds (other than amounts necessary to pay accrued interest (if any), to pay costs of issuance, and to provide for the Reserve Fund Requirement (if necessary) with respect to a Series of Parity Bonds) shall be deposited into the Construction Account (or such other fund or account as may be directed by the Director of Finance) to be used for the purposes set forth in Section 3 of this ordinance. Until needed for such purposes, the City may invest principal proceeds and interest thereon temporarily in any Permitted Investments, and the

investment earnings may, as determined by the Director of Finance, be either (a) retained in the Construction Account to be spent for the purposes of that account, or (b) deposited into the Parity Bond Fund or Junior Lien Debt Service Fund, as applicable.

Section 13. **Security for the Bonds; Designation as Parity Bonds or Junior Lien Bonds.** The Bonds shall not constitute general obligations of the City, the State, or any political subdivision of the State or a charge upon any general fund or upon any money or other property of the City, the State, or any political subdivision of the State not specifically pledged by this ordinance.

(a) **Parity Bonds.** Each Series of the Bonds that is designated as Parity Bonds shall be a special limited obligation of the City payable from and secured solely by Gross Revenues available after payment of Operating and Maintenance Expense (“Net Revenue”) and by money in the Parity Bond Fund and the Reserve Fund. Net Revenue is pledged to make the payments into the Parity Bond Fund and the Reserve Fund required by Sections 14 and 15 of this ordinance, which pledge shall constitute a lien and charge upon such Net Revenue prior and superior to all other charges whatsoever. Each Series of the Bonds designated as Parity Bonds shall be issued on parity with the Outstanding Parity Bonds and all Future Parity Bonds, without regard to date of issuance or authorization and without preference or priority of right or lien.

(b) **Junior Lien Bonds.** Each Series of the Bonds that is designated as Junior Lien Bonds shall be a special limited obligation of the City payable from and secured solely by Net Revenue and by money in the Junior Lien Debt Service Fund. Net Revenue is pledged to make the payments into the Junior Lien Debt Service Fund required by Sections 14 and 16 of this ordinance, which pledge shall constitute a lien and charge upon such Net Revenue (i.e., Gross Revenues available after payment of Operating and Maintenance Expense of the Light System pursuant to subsection 14(a) of this ordinance) that is (i) subordinate only to the payments to be made into the Parity Bond Fund required by subsections 14(b) through (d) of this ordinance, and (ii) prior and superior to all other charges whatsoever. Each Series of the Bonds designated as Junior Lien Bonds shall be issued on parity with the lien and charge of any then outstanding Junior Lien Bonds and all Future Junior Lien

Bonds, without regard to date of issuance or authorization and without preference or priority of right or lien. Nothing in this ordinance prevents the City from issuing revenue bonds or other obligations that are a charge or lien upon Net Revenue subordinate to the payments required to be made into the Junior Lien Debt Service Fund and the Reserve Fund, and any subfund, account, or subaccount within the foregoing funds.

Section 14. **Priority Expenditure of Gross Revenues; Flow of Funds.** Gross Revenues shall be deposited as received in the Light Fund and used for the following purposes only, in the following order of priority:

(a) To pay the Operating and Maintenance Expense of the Light System;

(b) To make, when due, all payments into the Parity Bond Fund required to be made in order to pay the interest on and principal of all Parity Bonds, including all Parity Bond Sinking Fund Requirements, and all net payments under Parity Payment Agreements, and to make all payments required to be made (if any) in respect of Parity Reimbursement Obligations;

(c) To make all payments required to be made (if any) into the Reserve Fund necessary to satisfy the Reserve Fund Requirement, to make all payments (if any) required to be made under subsection 15(c)(i)(B) of this ordinance into a special account within the Light Fund for the replacement of an Alternate Reserve Security as to which the City has received a notice of cancellation, and to pay any reimbursement obligations under any Alternate Reserve Security;

(d) To make all payments required to be made (if any) in respect of Intermediate Lien Reimbursement Obligations;

(e) To make all payments into the Junior Lien Debt Service Fund required to be made in order to pay the interest on and principal of all Junior Lien Bonds, including all net payments under Junior Lien Payment Agreements and all Junior Lien Reimbursement Obligations, when due;

(f) To make all required payments into any revenue bond redemption fund created to pay and secure the payment of the principal of and interest on any revenue bonds or short-term obligations of the City having a

charge and lien upon Net Revenue subordinate to the lien thereon for the payment of the principal of and interest on the Parity Bonds and the Junior Lien Bonds; and

(g) Without priority, for any of the following purposes: to retire by redemption or purchase any outstanding revenue bonds or revenue obligations of the Light System; to make necessary additions, betterments, improvements, repairs, extensions, and replacements of the Light System; to pay City taxes or other payments in lieu of taxes payable from Gross Revenues; to make deposits to the Rate Stabilization Account; or for any other lawful Light System purpose.

Section 15. **Parity Bond Fund; Reserve Fund**. The special funds of the City known as the Parity Bond Fund and the Reserve Fund have been previously created and shall be maintained as special funds for the sole purpose of paying the principal of (including redemption premium, if any) and interest on the Parity Bonds as the same shall become due. The Director of Finance may create subfunds, accounts, or subaccounts in the Parity Bond Fund and the Reserve Fund to pay or secure the payment of Parity Bonds as long as the maintenance of such subfunds, accounts, or subaccounts does not conflict with the rights of the owners of the Parity Bonds. Principal of (including redemption premium, if any) and interest on the Parity Bonds shall be payable solely out of the Parity Bond Fund.

(a) **Required Payments into the Parity Bond Fund and Reserve Fund**. So long as any Parity Bonds (including any Parity Payment Agreements or Parity Reimbursement Obligations) are outstanding, the City shall set aside and pay out of Net Revenue certain fixed amounts, without regard to any fixed proportion, namely:

(i) Into the Parity Bond Fund, on or prior to the respective dates on which such payments shall become due and payable, an amount sufficient, together with other money on deposit therein, to pay without priority or preference among the following items: (A) the interest (including net payments due under Parity Payment Agreements) then due on the Outstanding Parity Bonds, (B) the maturing principal of the Outstanding Parity Bonds (including any Sinking Fund Requirements then due), and (C) any payments then due in respect

of Parity Reimbursement Obligations; and

(ii) Into the Reserve Fund, an amount necessary to provide for the Reserve Fund Requirement within the time and manner required by this ordinance and the Bond Sale Terms, including all payments required to be made under subsection 14(c) of this ordinance.

To meet the required payments to be made into the Parity Bond Fund and the Reserve Fund, the Director of Finance may transfer any money from any funds or accounts of the City legally available therefor, except bond redemption funds, refunding escrow funds, or defeasance funds. The Director of Finance may provide for the purchase, redemption or defeasance of any Parity Bonds by the use of money on deposit in any subfund, account, or subaccount in the Parity Bond Fund or Reserve Fund, so long as the money remaining in those subfunds, accounts, or subaccounts is sufficient to satisfy the required deposits with respect to the remaining Parity Bonds.

(b) **Parity Bond Fund.** The Parity Bond Fund has been previously created for the sole purpose of paying the principal of and interest on the Parity Bonds as the same shall become due. Each Series of the Bonds designated as Parity Bonds shall be payable (including principal, Sinking Fund Requirements, redemption premium (if any), and interest) out of the Parity Bond Fund. Money in the Parity Bond Fund shall, to the fullest extent practicable and reasonable, be invested and reinvested at the direction of the Director of Finance solely in, and obligations deposited in such accounts shall consist of, Permitted Investments. Earnings on money and investments in the Parity Bond Fund shall be deposited in and used for the purposes of that fund.

(c) **Reserve Fund.** The Reserve Fund has been previously created for the purpose of securing the payment of the principal of and interest on all Parity Bonds (including all net payments due under any Parity Payment Agreements, if any). Money held in the Reserve Fund shall, to the fullest extent practicable and reasonable, be invested and reinvested at the direction of the Director of Finance solely in, and obligations deposited in such accounts shall consist of, Permitted Investments. Earnings on money and investments in the Reserve Fund shall be deposited in that fund and credited against amounts required to be deposited therein until

the Reserve Fund is fully funded, and thereafter such earnings shall be deposited in the Parity Bond Fund.

(i) **Reserve Fund Requirement.** The Bond Sale Terms for each Series of the Bonds shall establish the amount (if any) to be added to the aggregate Reserve Fund Requirement for such Series, and the method for providing for such incremental addition to the Reserve Fund deposit, subject to the following:

(A) In connection with the issuance of Future Parity Bonds, the City shall provide the amounts required for deposit into the Reserve Fund (1) at one time on the Issue Date, or (2) in periodic deposits of Net Revenue (or any other legally available source of funds), so that by five years from the date of such Future Parity Bonds there will have been paid into the Reserve Fund an amount that, together with the money already on deposit therein, will be at least equal to the Reserve Fund Requirement for the Parity Bonds scheduled to be outstanding at the end of that five-year period.

(B) The City may obtain one or more Alternate Reserve Securities for specific amounts required to be paid into the Reserve Fund. The amount available to be drawn upon under each such Alternate Reserve Security shall be credited against the amounts needed to satisfy the Reserve Fund Requirement. In the event of receipt of any notice of cancellation of an Alternate Reserve Security, the City shall (and, in preparation for the expiration of any such Alternate Reserve Security in accordance with its terms, the City may) either: (1) obtain a substitute Alternate Reserve Security in the amount necessary to satisfy the Reserve Fund Requirement on the date any such cancellation (or expiration) becomes effective, or (2) create a special account in the Light Fund and deposit therein amounts necessary to replace the Alternate Reserve Security upon its expiration or cancellation. In the case of receipt of a notice of cancellation, such periodic deposits are to be made on or before the 25th day of each of the 60 calendar months succeeding receipt of such notice, in an amount equal to 1/60 of the amount necessary (together with other money and investments then on deposit in the Reserve Fund) to satisfy the expected Reserve Fund Requirement on the date such cancellation shall become effective, taking into account scheduled redemptions of Parity Bonds and disregarding any incremental additional amounts that may become necessary due to the issuance of Future Parity Bonds subsequent to the

date of such notice of cancellation. Such amounts shall be transferred from Net Revenue available in the Light Fund after making provision for the required payments into the Parity Bond Fund, in accordance with Section 14 of this ordinance. Amounts on deposit in such special account are preliminarily earmarked for the replacement of such Alternate Reserve Security and shall not be available to pay debt service on Parity Bonds or for any other purpose of the City, and shall be transferred to the Reserve Fund on the effective date of any cancellation or expiration of the Alternate Reserve Security to make up the deficiency caused thereby. In the event that the Reserve Fund is completely depleted and all Alternate Reserve Securities have been fully drawn, the amounts in that special account may be withdrawn and treated as Gross Revenues available to be used in accordance with the flow of funds set forth in Section 14 of this ordinance. If and when a substitute Alternate Reserve Security having a sufficient value or policy limit is obtained, amounts held in that special account may be transferred back to the Light Fund and treated as Gross Revenues available to be used in accordance with the flow of funds set forth in Section 14 of this ordinance.

(C) If the amount on deposit in the Reserve Fund is less than the Reserve Fund Requirement (taking into account the five-year period referred to in paragraph (A) of this subsection), the City shall transfer to the Reserve Fund money in an amount sufficient to restore the Reserve Fund to the Reserve Fund Requirement within 12 months after the date of such deficiency. The City shall transfer such amount first from Net Revenue available in accordance with the priority of payment in Section 14 of this ordinance, and only thereafter from money in any construction fund or account established with respect to any issue of Parity Bonds, first taking money from the unrestricted portion thereof, then taking money from the restricted portion thereof. If the amount in the Reserve Fund is greater than the Reserve Fund Requirement, the City may then withdraw such excess from the Reserve Fund and deposit such excess in the Light Fund.

(ii) **Use of Reserve Fund to Refund Parity Bonds.** If any Parity Bonds are to be refunded, the money set aside in the Reserve Fund to secure the payment of such Parity Bonds may be used to retire such Parity Bonds, or may be transferred to any reserve fund or account which may be created to secure the payment

of any bonds issued to refund such Parity Bonds, as long as the money left remaining in the Reserve Fund is at least equal, together with all Alternate Reserve Securities, to the Reserve Fund Requirement.

(iii) **Use of Reserve Fund to Pay Debt Service.** If the money in the Parity Bond Fund is insufficient to meet maturing installments of either interest on or principal of and interest on the Parity Bonds (including net amounts payable under any Parity Payment Agreements), such deficiency shall be made up from the Reserve Fund by the withdrawal of money or proceeds of Alternate Reserve Securities, as the case may be. Any deficiency created in the Reserve Fund by reason of any such withdrawal or claim against an Alternate Reserve Security shall then be made up out of Net Revenue or out of any other legally available funds of the City.

(iv) **Withdrawals From Reserve Fund.** Money in the Reserve Fund may be withdrawn by the City for any lawful purpose as long as the aggregate of any money and Alternate Reserve Securities remaining on deposit in the Reserve Fund is at least equal to the Reserve Fund Requirement for the Parity Bonds then outstanding. The City reserves the right to substitute one or more Alternate Reserve Securities for money previously deposited in the Reserve Fund and to withdraw such excess to the extent described in the preceding sentence. Any withdrawals from subaccounts within the Reserve Fund shall be made on a pro rata basis, except when the terms of an Alternate Reserve Security require all cash and investments in the Reserve Fund to be withdrawn before any draw or claim is made on the Alternate Reserve Security, or unless the City receives an opinion of Bond Counsel to the effect that such pro rata withdrawal is not required to maintain the federal tax benefits (if any) of any then outstanding Parity Bonds issued as Tax-Exempt Bonds or Tax Credit Subsidy Bonds. If multiple Alternate Reserve Securities are on deposit in the Reserve Fund, draws on such Alternate Reserve Securities shall be made on a pro rata basis.

Section 16. **Junior Lien Debt Service Fund.**

(a) **Use of Junior Lien Debt Service Fund.** The Director of Finance is authorized (and, in conjunction with the issuance of Junior Lien Bonds, is directed) to create and maintain a special fund of the City known as

the Junior Lien Debt Service Fund for the sole purpose of paying the principal of (including redemption premium, if any) and interest on the Junior Lien Bonds as the same shall become due. The Junior Lien Debt Service Fund shall consist of a Principal and Interest Account and such additional subfunds, accounts, or subaccounts as the Director of Finance may find it necessary or convenient to create in order to pay or secure the payment of Junior Lien Bonds, as long as the maintenance of such subfunds, accounts, or subaccounts does not conflict with the rights of the owners of the Junior Lien Bonds or the Parity Bonds.

Each Series of the Bonds designated as Junior Lien Bonds shall be payable (including principal, Sinking Fund Requirements, redemption premium (if any), and interest) out of the Junior Lien Debt Service Fund. Money in the Junior Lien Debt Service Fund shall, to the fullest extent practicable and reasonable, be invested and reinvested at the direction of the Director of Finance solely in, and obligations deposited in such accounts shall consist of, Permitted Investments. Earnings on money and investments in the Junior Lien Debt Service Fund shall be deposited in and used for the purposes of that fund.

(b) Required Payments Into the Junior Lien Debt Service Fund. So long as any Junior Lien Bonds (including any Junior Lien Payment Agreements) are outstanding, the City shall set aside and pay out of Net Revenue certain fixed amounts, without regard to any fixed proportion, namely, into the Principal and Interest Account of the Junior Lien Debt Service Fund, on or prior to the respective dates on which such payments shall become due and payable, an amount sufficient, together with other money on deposit therein, to pay the interest on and the principal of the Junior Lien Bonds, including net payments due on Junior Lien Payment Agreements and all payments under Junior Lien Reimbursement Obligations, as the same shall become due. To meet the required payments to be made into the Junior Lien Debt Service Fund, the Director of Finance may transfer any money from any funds or accounts of the City legally available therefor, except the Parity Bond Fund, the Reserve Fund, other bond redemption funds, refunding escrow funds, or defeasance funds. The Director of Finance may provide for the purchase, redemption or defeasance of any Junior Lien Bonds by the use of money on deposit in any subfund, account, or subaccount in the Junior Lien Debt Service Fund, so long as the money

remaining in those subfunds, accounts, or subaccounts is sufficient to satisfy the required deposits with respect to the remaining Junior Lien Bonds.

Section 17. **Bond Covenants.**

(a) **Parity Bond Covenants.** The City covenants with the Owner of each Bond that is designated as a Parity Bond, for so long as such Bond remains outstanding, as follows:

(i) **Sale or Disposition of the Light System.**

(A) The City may dispose of all or substantially all of the Light System only if the City simultaneously causes all of the Parity Bonds to be, or be deemed to be, no longer outstanding.

(B) Except as provided below, the City will not dispose of any part of the Light System in excess of 5 percent of the value of the net utility plant of the Light System in service unless prior to such disposition: (1) there has been filed with the Director of Finance a certificate of a Professional Utility Consultant stating that such disposition will not impair the ability of the City to comply with the rate covenant set forth in subsection 17(a)(ii) of this ordinance, in which the Professional Utility Consultant may make those assumptions permitted in delivering a Parity Certificate under subsection 18(a) of this ordinance; or (2) provision is made for the payment, redemption or other retirement of a principal amount of Parity Bonds equal to the greater of the following amounts: (I) an amount which will be in the same proportion to the net principal amount of Parity Bonds then outstanding (defined as the total principal amount of Parity Bonds then outstanding less the amount of cash and investments in the Parity Bond Fund) that Gross Revenues for the twelve preceding months attributable to the part of the Light System being sold or disposed of bears to the total Gross Revenues for such period; or (II) an amount which will be in the same proportion to the net principal amount of Parity Bonds then outstanding that the book value of the part of the Light System being sold or disposed of bears to the book value of the entire Light System immediately prior to such sale or disposition.

(C) Notwithstanding the foregoing, the City may dispose of any portion of the Light System that has become unserviceable, inadequate, obsolete, worn out or unfit to be used, or no longer

necessary for, material to, or useful in the operation of the Light System.

(D) If the ownership of all or part of the Light System is transferred from the City through the operation of law, the City shall reconstruct or replace the transferred portion using any proceeds of the transfer unless the City Council determines that such reconstruction or replacement is not in the best interests of the City and the Owners of the Parity Bonds, in which case any proceeds shall be used to purchase, defease, or redeem Parity Bonds prior to maturity.

(ii) **Rates and Charges.** The City will establish from time to time and maintain such rates for electric energy as will maintain the Light System in sound financial condition and provide sufficient revenues to pay all Operating and Maintenance Expense, to pay into the Parity Bond Fund the amounts that are required by this ordinance to be applied to the payment of the principal of and interest on the Parity Bonds until the Parity Bonds shall have been paid in full, and to pay all bonds, warrants, and indebtedness for which any revenues of the Light System shall have been pledged.

(iii) **Operation and Maintenance of the Light System.** The City will operate the properties of the Light System in an efficient manner and at a reasonable cost; will maintain, preserve, and keep, or cause to be maintained, preserved, and kept, the properties of the Light System and every part and parcel thereof in good repair, working order, and condition; and from time to time will make or cause to be made all necessary and proper repairs, renewals and replacements thereto so that at all times the business carried on in connection therewith will be properly and advantageously conducted.

(iv) **Books and Financial Statements.** The City will keep and maintain proper books of account for the Light System in accordance with generally accepted accounting principles applicable to governmental utilities; will generally adhere to the uniform system of accounts prescribed by the State Auditor's Office and the Federal Energy Regulatory Commission (if any); and will prepare, on or before 180 days after the end of each calendar year, annual financial statements showing reasonable detail, including a balance sheet, an income statement, and a statement of cash flows or other such statement. Copies of such financial statements shall be

placed on file in the office of the Director of Finance and shall be open to inspection at any reasonable time by any owner of any Parity Bonds. A copy of such financial statements shall be sent to any owner of Parity Bonds upon request in writing setting forth the name and address to which such financial statements may be sent.

(b) Junior Lien Bond Covenants. The City covenants with the Owner of each Bond that is designated as a Junior Lien Bond, for so long as such Junior Lien Bond remains outstanding, as follows:

(i) Sale or Disposition of the Light System. The City may dispose of all or substantially all of the Light System only if the City simultaneously causes all of the Junior Lien Bonds to be, or be deemed to be, no longer outstanding. The City will not dispose of any part of the Light System in excess of 5 percent of the value of the net utility plant of the Light System in service except upon compliance with the covenant set forth in subsection 17(a)(i)(B) of this ordinance. Notwithstanding the foregoing, the City may dispose of any portion of the Light System that has become unserviceable, inadequate, obsolete, worn out or unfit to be used, or no longer necessary, material to, or useful in the operation of the Light System.

(ii) Rates and Charges. The City will establish from time to time and maintain such rates for electric energy as will maintain the Light System in sound financial condition and provide sufficient revenues to pay all Operating and Maintenance Expense; to pay into the Parity Bond Fund the amounts that are required by this ordinance to be applied to the payment of the principal of and interest on the Parity Bonds until the Parity Bonds shall have been paid in full; to pay into the Junior Lien Debt Service Fund the amounts that are required by this ordinance to be paid into such fund, in accordance with the priority of payment set forth in Section 14 of this ordinance, until the Junior Lien Bonds (including Junior Lien Payment Agreements and Junior Lien Reimbursement Obligations) shall have been paid in full; and to pay all other bonds, warrants, and indebtedness for which any revenues of the Light System shall have been pledged.

(iii) Operation and Maintenance of the Light System. The City will operate the properties of the Light System in an efficient manner and at a reasonable cost; will maintain, preserve and keep, or cause to be maintained, preserved and kept, the properties of the Light System and every part and parcel thereof in good

repair, working order and condition; and from time to time will make or cause to be made all necessary and proper repairs, renewals, and replacements thereto so that at all times the business carried on in connection therewith will be properly and advantageously conducted.

(iv) **Books and Financial Statements.** The City will keep and maintain proper books of account for the Light System in accordance with generally accepted accounting principles applicable to governmental utilities; will generally adhere to the uniform system of accounts prescribed by the State Auditor's Office and the Federal Energy Regulatory Commission (if any); and will prepare, on or before 180 days after the end of each calendar year, annual financial statements showing reasonable detail, including a balance sheet, an income statement, and a statement of cash flows or other such statement. Copies of such financial statements shall be placed on file in the office of the Director of Finance and shall be open to inspection at any reasonable time by any owner of any Junior Lien Bonds. A copy of such financial statements shall be sent to any owner of Junior Lien Bonds upon request in writing setting forth the name and address to which such financial statements may be sent.

Section 18. **Additional Bonds.**

(a) **Future Parity Bonds.** The City reserves the right to issue Future Parity Bonds (which includes entering into Future Parity Payment Agreements or Future Parity Reimbursement Obligations) for any lawful purpose of the City's Light System if the Parity Conditions are met and complied with as of the date of issuance of such Future Parity Bonds, or as of the effective date of the Parity Payment Agreement or Parity Reimbursement Obligation, as appropriate.

If the Parity Conditions are met and complied with, then payments into the Parity Bond Fund with respect to such Future Parity Bonds shall rank equally with the payments out of Net Revenue required to be made into the Parity Bond Fund by this ordinance. Nothing in this subsection 18(a) shall prevent the City from (i) issuing revenue bonds or other obligations that are a charge upon Net Revenue junior and inferior to the payments required to be made therefrom into the Parity Bond Fund for the payment of the Parity Bonds,

provided that such subordinate obligations may not be subject to acceleration under any circumstances; or (ii) issuing Refunding Parity Bonds to refund maturing Parity Bonds of the City for the payment of which money is not otherwise available.

(i) **Parity Conditions.** The Parity Conditions are as follows:

(A) No deficiency may then exist in the Parity Bond Fund or in any of the accounts therein; and

(B) Provision must be made to satisfy the Reserve Fund Requirement for the Parity Bonds then outstanding plus any additional amount required (if any) in connection with the issuance and sale of the proposed Future Parity Bonds in accordance with subsection 15(c) of this ordinance; and

(C) There must be on file with the City a Parity Certificate as described in subsection 18(a)(ii) of this ordinance. If the proposed Future Parity Bonds (or any portion thereof) are to be issued for the purpose of refunding outstanding Parity Bonds and the Annual Debt Service on the refunding portion of the proposed Future Parity Bonds is not more than \$5,000 greater than the Annual Debt Service on the Parity Bonds to be refunded thereby, then no Parity Certificate shall be required as to that portion issued for refunding purposes. If the requirements of the preceding sentence are not satisfied, Refunding Parity Bonds may alternatively be issued upon delivery of a Parity Certificate.

(ii) **Parity Certificate.** A Parity Certificate required by subsection 18(a)(i) of this ordinance may be provided by either the Director of Finance or by a Professional Utility Consultant, as follows:

(A) A Parity Certificate may be prepared by the Director of Finance, demonstrating that the amount of Adjusted Net Revenue in any 12 consecutive months out of the most recent 24 months preceding the delivery of the proposed series of Future Parity Bonds (the “Base Period”) was not less than 125 percent of Maximum Annual Debt Service in any future calendar year on all Parity Bonds then outstanding and the proposed series of Future Parity Bonds. For the purposes of a Parity Certificate delivered under this subsection (A), the Director of Finance shall reflect in that certificate any adjustment in the rates, fees, and charges for the

services of the Light System that will become effective at any time prior to or within six months after the delivery of the proposed Future Parity Bonds, by including in the amount of Adjusted Net Revenue the amount that the Director estimates would have been collected in the Base Period if such new rates, fees, and charges had been in effect for the entire Base Period.

(B) A Parity Certificate may be prepared by a Professional Utility Consultant, demonstrating that the amount of Adjusted Net Revenue (which may be further adjusted as provided in subsections 18(a)(ii)(B)(1) through 18(a)(ii)(B)(5) of this ordinance) in any 12 consecutive months out of the most recent 24 months preceding the delivery of the proposed Series of Future Parity Bonds (the “Base Period”) is not less than 125 percent of the amount of Maximum Annual Debt Service in any future calendar year on all Parity Bonds then outstanding and the proposed Future Parity Bonds. For the purposes of a certificate delivered under this subsection 18(a)(ii), Adjusted Net Revenue may be further adjusted by the Professional Utility Consultant using any or all of the following methods reflecting the conditions and requirements as may be appropriate to the circumstances:

(1) If the purpose for which the proposed Future Parity Bonds are being issued is to acquire operating electric utility properties having an earnings record, the Professional Utility Consultant shall estimate the effect on Adjusted Net Revenue for the Base Period of the acquisition of such electric utility properties and the integration thereof into the Light System, and shall further adjust Adjusted Net Revenue for the Base Period to give effect to such estimate. Any such estimate shall be based upon the operating experience and records of the City and upon any available financial statements and records relating to the earnings of such electric utility properties to be acquired.

(2) If any changes to rates, fees, or charges imposed by the City on sales of power, energy, or other services furnished by the Light System that were not in effect during the entire Base Period have been adopted by the City Council and are in effect on the date of sale of the proposed Future Parity Bonds (or effective date of the proposed Parity Payment Agreement) or are to go into effect not later than 12

months after such date, the Professional Utility Consultant may, if such changes resulted in increases in such rates, fees, or charges, and shall, if such changes resulted in reductions in such rates, fees, or charges, further adjust Adjusted Net Revenue for the Base Period to reflect any change in such Adjusted Net Revenue that would have occurred if the changed rates, fees, or charges had been in effect during the entire Base Period.

(3) If the purpose for which the proposed Future Parity Bonds are being issued is to acquire or construct generation or transmission facilities required to furnish or make available to the Light System additional power and energy, or transmission facilities required to enable the City to sell additional power and energy, the Professional Utility Consultant may further adjust Adjusted Net Revenue for the Base Period by (I) deducting the amount of the estimated increase in Operating and Maintenance Expense resulting from the acquisition or construction of such facilities in their first year of full operation, (II) adding any additional revenues to be derived from the sale or transmission of such additional power and energy pursuant to executed power sales contracts, and (III) adding an amount equal to the estimated cost of the power and energy that would have been replaced or displaced by such facilities had such additional power and energy in excess of the power and energy to be sold pursuant to subsection 18(a)(ii)(B)(2) of this ordinance been used in the Light System during the Base Period.

(4) If any customers were added to the Light System during the Base Period or thereafter (and prior to the date of the Professional Utility Consultant's certificate), Adjusted Net Revenue may be further adjusted as if such added customers were customers of the Light System during the entire Base Period.

(5) If extensions of or additions to the Light System (not described in subsection 18(a)(ii)(B)(3) of this ordinance) are in the process of construction on the date of the Professional Utility Consultant's certificate, or if the proceeds of the proposed Future Parity Bonds are to be used to acquire or construct extensions of or additions to the Light System (not described in subsection 18(a)(ii)(B)(3) of this ordinance), Adjusted Net Revenue for the Base Period may be further adjusted by adding any additional

revenues not included in the preceding paragraphs that will be derived from such additions and extensions, and deducting the estimated increase in Operating and Maintenance Expense resulting from such additions and extensions.

In rendering any Parity Certificate under this subsection 18(a)(ii)(B), the Professional Utility Consultant may rely upon the following documents, which shall be attached to the Parity Certificate: financial statements of the Light System, certified by the Director of Finance, showing income and expenses for the period upon which the same are based and a balance sheet as of the end of such period; financial statements of the Light System certified by the Office of the State Auditor of the State (or any successor thereto); or financial statements of the Light System certified by a certified public accountant for as much of such period as any examination by such accountant has been made and completed. If two or more of such statements are inconsistent with each other, the Professional Utility Consultant shall rely on the statements certified by the Director of Finance.

(b) Future Junior Lien Bonds. The City reserves the right to issue Future Junior Lien Bonds (which term includes Junior Lien Payment Agreements and Junior Lien Reimbursement Obligations) for any lawful purpose of the City's Light System if the Junior Lien Additional Bonds Test is met and complied with as of the date of issuance of such Future Junior Lien Bonds, or as of the effective date of the Junior Lien Payment Agreement or Junior Lien Reimbursement Obligation, as appropriate.

If the Junior Lien Additional Bonds Test is met and complied with, then payments into the Junior Lien Debt Service Fund with respect to such Future Junior Lien Bonds shall rank equally with the payments out of Net Revenue required to be made into the Junior Lien Debt Service Fund by this ordinance. Nothing in this subsection 18(b) shall prevent the City from (i) issuing revenue bonds or other obligations that are a charge upon Net Revenue junior and inferior to the payments required to be made therefrom into the Junior Lien Debt Service Fund for the payment of the Junior Lien Bonds, provided that such subordinate obligations may not be subject to acceleration under any circumstances; or (ii) issuing Refunding Junior Lien Bonds for the purpose of

refunding outstanding Junior Lien Bonds to fund or refund maturing Junior Lien Bonds of the City for the payment of which money is not otherwise available.

(i) **Junior Lien Additional Bonds Test.** The Junior Lien Additional Bonds Test is as follows:

(A) No deficiency may then exist in the Junior Lien Debt Service Fund or in any of the accounts therein; and

(B) No default may have occurred that is then continuing with respect to any then outstanding Parity Bonds or Junior Lien Bonds; and

(C) There must be on file with the City a Junior Lien Coverage Certificate as described in subsection 18(b)(ii) of this ordinance. If the proposed Future Junior Lien Bonds (or any portion thereof) are to be issued for the purpose of refunding outstanding Junior Lien Bonds and the Annual Debt Service on the refunding portion of the proposed Future Junior Lien Bonds is not more than \$5,000 greater than the Annual Debt Service on the Junior Lien Bonds to be refunded thereby, then no Junior Lien Coverage Certificate shall be required as to that portion issued for refunding purposes. If the requirements of the preceding sentence are not satisfied, Refunding Junior Lien Bonds may alternatively be issued upon delivery of a Junior Lien Coverage Certificate.

(ii) **Junior Lien Coverage Certificate.** A Junior Lien Coverage Certificate required by subsection 18(b)(i) of this ordinance may be provided by either the Director of Finance or by a Professional Utility Consultant, as follows:

(A) A Junior Lien Coverage Certificate may be prepared by the Director of Finance, demonstrating that the amount of Adjusted Net Revenue in any 12 consecutive months out of the most recent 24 months preceding the delivery of the proposed Series of Future Junior Lien Bonds (the “Base Period”) was not less than 115 percent of Maximum Annual Debt Service in any future calendar year on all Parity Bonds, Intermediate Lien Reimbursement Obligations (if any), and Junior Lien Bonds then outstanding plus the proposed Series of Future Junior Lien Bonds. For the purposes of a Junior Lien Coverage Certificate delivered

under this subsection 18(b)(ii)(A), the Director of Finance shall reflect in that certificate any adjustment in the rates, fees, and charges for the services of the Light System that will become effective at any time prior to or within six months after the delivery of the proposed Future Junior Lien Bonds, by including in the amount of Adjusted Net Revenue the amount that the Director estimates would have been collected in the Base Period if such new rates, fees, and charges had been in effect for the entire Base Period.

(B) A Junior Lien Coverage Certificate may be prepared by a Professional Utility Consultant, demonstrating that the amount of Adjusted Net Revenue (which may be further adjusted as provided in subsection 18(a)(ii)(B)(1) through (B)(5) of this ordinance) in any 12 consecutive months out of the most recent 24 months preceding the delivery of the proposed Future Junior Lien Bonds (the “Base Period”) not less than 115 percent of Maximum Annual Debt Service in any future calendar year on all Parity Bonds and Junior Lien Bonds then outstanding plus the proposed Future Junior Lien Bonds.

Section 19. **Rate Stabilization Account.** The City may at any time deposit in the Rate Stabilization Account Net Revenue and any other money received by the Light System and available to be used therefor. Thereafter, the City may withdraw any or all of the money from the Rate Stabilization Account for inclusion in Adjusted Net Revenue for any applicable year of the City. Such deposits or withdrawals may be made up to and including the date 90 days after the end of the applicable year for which the deposit or withdrawal will be included as Adjusted Net Revenue.

Section 20. **Refunding or Defeasance of Bonds.**

(a) **Bonds Designated as Refundable Bonds and Defeasible Bonds.** Each Series of the Bonds is designated as “Refundable Bonds” and “Defeasible Bonds” for purposes of the Omnibus Refunding Ordinance and the Omnibus Defeasance Ordinance, respectively.

(b) **Refunding; Defeasance.** The City may issue refunding bonds pursuant to the laws of the State or use money available from any other lawful source (i) to pay when due the principal of (including redemption premium, if any) and interest on any Bond, or any portion thereof, included in a refunding or defeasance plan

(the “Defeased Bonds”); (ii) to redeem and retire, release, refund, or defease the Defeased Bonds; and (iii) to pay the costs of such refunding or defeasance. If money and/or Government Obligations maturing at a time or times and in an amount sufficient (together with known earned income from the investment thereof) to redeem and retire, release, refund, or defease the Defeased Bonds in accordance with their terms is set aside in a special trust fund or escrow account irrevocably pledged to such redemption, retirement or defeasance (the “Trust Account”), then all right and interest of the Owners of the Defeased Bonds in the covenants of this ordinance and in Net Revenue and the funds and accounts pledged to the payment of such Defeased Bonds, other than the right to receive the funds so set aside and pledged, thereafter shall cease and become void. Such Owners thereafter shall have the right to receive payment of the principal (or redemption price) of and interest on the Defeased Bonds from the Trust Account. After such a Trust Account is established and funded as set forth above, the Defeased Bonds shall be deemed to be no longer outstanding and the Director of Finance may then apply any money in any other fund or account established for the payment or redemption of the Defeased Bonds to any lawful purpose.

(c) **Notice of Defeasance or Refunding.** Unless otherwise specified in the applicable Bond Documents, notice of refunding or defeasance shall be given, and selection of Bonds for any partial refunding or defeasance shall be conducted, in the manner set forth in this ordinance for the redemption of Bonds.

(d) **Annual Debt Service Calculation Adjustments for Defeased Bonds.** If the refunding or defeasance plan provides (i) that the Defeased Bonds (or the refunding bonds issued to redeem those Defeased Bonds) are to be secured by money and/or Government Obligations pending the redemption of the Defeased Bonds, and (ii) that certain money and/or Government Obligations are pledged irrevocably for the redemption of the Defeased Bonds, then only the debt service on such Bonds as are not Defeased Bonds (and any refunding bonds, the payment of which is not so secured by the refunding plan) shall be included in the calculation of Annual Debt Service.

Section 21. **Federal Tax Matters.** The Bond Documents may include such additional terms and

covenants relating to federal tax matters as the Director of Finance deems necessary or appropriate, including the following:

(a) **Tax-Exempt Bonds.** For each Series of the Bonds issued as Tax-Exempt Bonds, the City covenants that it will take all actions, consistent with the terms of such Series as set forth in this ordinance and the applicable Bond Documents, that are reasonably within its power and necessary to prevent interest on that Series from being included in gross income for federal income tax purposes. The City further covenants that it will neither take any action nor make or permit any use of gross proceeds of that Series (or other funds of the City treated as gross proceeds of that Series) at any time during the term of such Series that will cause interest on such Series to be included in gross income for federal income tax purposes. The City also covenants that, to the extent the arbitrage rebate requirement of Section 148 of the Code is applicable to any Series issued as Tax-Exempt Bonds, it will take all actions necessary to comply (or to be treated as having complied) with that requirement in connection with that Series (including the calculation and payment of any penalties that the City may elect to pay as an alternative to calculating rebatable arbitrage and the payment of any other penalties if required under Section 148 of the Code) to prevent interest on such Bonds from being included in gross income for federal income tax purposes.

(b) **Taxable Bonds; Tax Credit Subsidy Bonds.** For each Series of the Bonds issued as Taxable Bonds or as Tax Credit Subsidy Bonds, the Director of Finance is authorized to make provision in the Bonds and other Bond Documents, to execute additional written agreements, and to make additional covenants on behalf of the City, all as the Director may deem necessary or appropriate in order to obtain, maintain, and administer such tax status. In the case of Tax Credit Subsidy Bonds, such additional covenants and agreement may include (without limiting the generality of the foregoing) those necessary in order for the City (i) to receive from the United States Treasury the applicable Tax Credit Subsidy Payments in respect of such Tax Credit Subsidy Bonds, and (ii) to ensure that such Tax Credit Subsidy Bonds otherwise become and remain eligible for tax benefits under the Code.

Section 22. **Official Statement; Continuing Disclosure.**

(a) **Preliminary Official Statement.** The Director of Finance and other appropriate City officials are directed to cause the preparation of and review the form of a preliminary official statement in connection with each sale of one or more Series to the public. For the sole purpose of the Purchaser's compliance with paragraph (b)(1) of Rule 15c2-12, the Director of Finance is authorized to deem that preliminary official statement final as of its date, except for the omission of information permitted to be omitted by Rule 15c2-12. The City approves the distribution to potential purchasers of the Bonds of a preliminary official statement that has been deemed final in accordance with this subsection 22(a).

(b) **Final Official Statement.** The City approves the preparation of a final official statement for each sale of one or more Series to be sold to the public in the form of the preliminary official statement, with such additions, modifications and amendments as the Director of Finance deems necessary or desirable, and further authorizes the Director of Finance to execute and deliver such final official statement to the Purchaser. The City authorizes and approves the distribution by the Purchaser of that final official statement to purchasers and potential purchasers of the Bonds.

(c) **Undertaking to Provide Continuing Disclosure.** To meet the requirements of paragraph (b)(5) of Rule 15c2-12, as applicable to a participating underwriter for a Series of the Bonds, the Director of Finance is authorized to execute a written Continuing Disclosure Agreement with respect to that Series, in substantially the form attached to this ordinance as Exhibit B.

Section 23. **Supplemental or Amendatory Bond Documents.** This ordinance and the other applicable Bond Documents for any Series of the Bonds may not be supplemented or amended in any respect subsequent to the Issue Date of such Series, except in accordance with and subject to the provisions of this section.

(a) **Amendments Without Bond Owners' Consent.** From time to time and at any time, without the consent of or notice to the owners of any Parity Bonds or Junior Lien Bonds, the City may supplement or amend the Bond Documents applicable to any Series of the Bonds for any of the purposes set forth in this

subsection 23(a). Any such supplement or amendment may be passed, adopted, or otherwise approved in writing by the City, without requiring the consent of the registered owners of any Parity Bonds or Junior Lien Bonds, but may become effective only upon receipt by the City of an opinion of Bond Counsel to the effect that such supplement or amendment is permitted by the terms of this ordinance. The City shall deliver a copy of any such supplement or amendment to each Rating Agency prior to its passage, adoption, or approval (as applicable) by the City. The types of supplements and amendments permitted under this subsection 23(a) are as follows:

(i) To add to any Parity Bond Documents (or to any Junior Lien Bond Documents, as applicable) additional covenants and agreements that do not adversely affect the interests of the owners of any Parity Bonds (or, as to Junior Lien Bond Documents, the interests of the owners of any Junior Lien Bonds) then outstanding, or to surrender any right or power reserved to or conferred upon the City in any Bond Documents;

(ii) To cure any ambiguities or to cure, correct, or supplement any defective provision in any Bond Documents, in regard to matters or questions arising under such Bond Documents, as the City may deem necessary or desirable and not inconsistent with this ordinance, and which do not materially adversely affect the interests of the owners of any Parity Bonds or Junior Lien Bonds then outstanding; and

(iii) To make such changes as may be necessary to permit the Bonds to be held in registered certificate form or in Book-Entry Form, as the case may be, and to make similar amendments or modifications of a technical nature.

(b) Amendments With Bond Owner Consent.

(i) **Parity Bond Documents.** With the consent of the registered owners representing not less than 60 percent in aggregate principal amount of the Parity Bonds then outstanding, the City may pass, adopt, or otherwise provide its written approval of any supplement or amendment to add to, change, or eliminate any provision of the Bond Documents applicable to a Series of the Bonds designated as Parity Bonds in any manner other than a supplement or amendment effecting a change described in subsection 23(c)(i) of this ordinance.

(ii) **Junior Lien Bond Documents.** With the consent of the registered owners representing not less than 60 percent in aggregate principal amount of the Junior Lien Bonds then outstanding, the City may pass, adopt, or otherwise approve in writing any supplement or amendment to add to, change, or eliminate any provision of the Bond Documents applicable to a Series of the Bonds designated as Junior Lien Bonds in any manner other than a supplement or amendment effecting a change described in subsection 23(c)(ii) of this ordinance.

(c) Amendments Prohibited Except Upon Unanimous Consent.

(i) **Amendments to Parity Bond Documents.** Nothing contained in this section shall permit or be construed as permitting an amendment or supplement that would:

(A) Except upon consent from the registered owners of or on behalf of all Parity Bonds so affected, extend the fixed maturity of any Parity Bond, reduce the rate of interest on any Parity Bond (other than a change in interest rate permitted under the applicable Parity Bond Documents then in effect), extend the times of payment of interest from their respective due dates, reduce the principal amount of any Parity Bond, or reduce any redemption premium; or

(B) Except upon consent from the registered owners of or on behalf of all of the Parity Bonds then outstanding, reduce the percentage of ownership required under subsection 23(b)(i) of this ordinance to approve any supplement or amendment.

(ii) **Amendments to Junior Lien Bond Documents.** Nothing contained in this section shall permit or be construed as permitting an amendment or supplement that would:

(A) Except upon consent from the registered owners of or on behalf of all Junior Lien Bonds so affected, extend the fixed maturity of any Junior Lien Bond, reduce the rate of interest on any Junior Lien Bond (other than a change in interest rate permitted under the applicable Junior Lien Bond Documents then in effect), extend the times of payment of interest from their respective due dates, reduce the principal amount of any Junior Lien Bond, or reduce any redemption premium; or

(B) Except upon consent from the registered owners of or on behalf of all of the Junior Lien Bonds then outstanding, reduce the percentage of ownership required under subsection 23(b)(ii) of this ordinance to approve any supplement or amendment.

(d) **Notice and Consents.** If at any time the City passes, adopts, or otherwise approves in writing a supplement or amendment for any of the purposes requiring consent under subsection 23(b) or 23(c) of this ordinance, it shall provide a notice to each registered owner and to each Rating Agency briefly summarizing the nature of the proposed supplement or amendment and stating that a copy of such supplement or amendment is on file at the office of the City Clerk. It shall not be necessary to obtain consent to or approval of the particular form of any proposed supplement or amendment, but it shall be sufficient if the consent shall approve the substance thereof. For purposes of determining whether consents representing the requisite percentage of principal amount of Parity Bonds or Junior Lien Bonds have been obtained, the Accreted Value of Capital Appreciation Bonds shall be deemed to be the principal amount.

(e) **Effect of Amendment or Supplement.** Upon the effective date of any amendment or supplement to any Bond Documents, such Bond Documents shall be deemed to be amended and modified in accordance with such amendment or supplement. Thereafter, the respective rights, duties, and obligations of the City under the applicable Bond Documents shall be determined, exercised, and enforced subject in all respects to such supplement or amendments, and all the terms and conditions of any such supplement or amendment shall be deemed to be a part of the terms and conditions of those Bond Documents for any and all purposes. The effective dates of such amendments and supplements shall be as follows:

(i) An amendment and supplement permitted under subsection 23(a) of this ordinance shall become effective immediately upon (A) the passage, adoption, or other approval of such amendment or supplement (or upon the effective date of such document as stated therein, if any), and (B) the delivery of the required opinion of Bond Counsel stating that such amendment or supplement is permitted under this ordinance.

(ii) A supplement or amendment permitted under subsection 23(b) or 23(c) of this ordinance shall become effective on the date on which the City has received the written consents of the requisite percentage of registered owners. If the requisite percentage of registered owners of Parity Bonds or Junior Lien Bonds, as applicable, have given their consent to any such amendment or supplement, no owner of any Bond shall have any right (i) to object to the passage, adoption, or approval of such supplement or amendment, (ii) to object to any of the terms and provisions contained therein or the operation thereof, (iii) in any manner to question the propriety of the passage, adoption, or approval thereof, (iv) to enjoin or restrain the City, or any authorized official thereof, from passing, adopting, or otherwise approving the same, or (v) to enjoin or restrain the City, any authorized official thereof, or the Bond Registrar from taking any action pursuant to the provisions thereof.

(f) **Notation on Bonds.** Any Bonds executed and delivered after the effective date of any amendment or supplement that is passed, adopted, or otherwise approved in writing pursuant to this section may include a notation as to any matter provided for in such amendment or supplement. The City may, in its discretion, prepare and deliver replacement bonds, modified to reflect any such amendment or supplement, to the registered owner(s) thereof upon surrender of the original bonds for cancellation.

Section 24. **Defaults and Remedies.**

(a) **Parity Bond Events of Default.** Each of the following shall constitute an Event of Default with respect to the Bonds designated as Parity Bonds, except as set forth in subsection 24(c) of this ordinance:

(i) If a default is made in the payment of the principal of (including Sinking Fund Requirements and any redemption premium thereon, if any) or interest on any Parity Bond when the same shall become due and payable; or

(ii) If the City defaults in the observance and performance of any other of the Parity Bond covenants, conditions, or agreements on the part of the City set forth in this ordinance or the applicable Parity Bond Documents (except as otherwise provided herein or in such Parity Bond Documents) and such default or

defaults shall have continued for a period of six months (the “cure period”) after the City shall have received from the registered owners of not less than 25 percent in principal amount of the Parity Bonds then outstanding (or from a Bond Owners’ Trustee duly appointed as set forth in subsection 24(e) of this ordinance) a written notice specifying and demanding the cure of such default. However, if such default is one that cannot be completely remedied within the cure period, it shall not be an Event of Default with respect to the Parity Bonds, so long as the City has taken active steps within the cure period to remedy the default and is diligently pursuing such remedy.

(b) Junior Lien Bond Events of Default. Each of the following shall constitute an Event of Default with respect to the Bonds designated as Junior Lien Bonds, except as set forth in subsection 24(c) of this ordinance:

(i) If a default is made in the payment of the principal of (including Sinking Fund Requirements and any redemption premium thereon, if any) or interest on any Junior Lien Bond when the same shall become due and payable; or

(ii) If the City defaults in the observance and performance of any other of the Junior Lien Bond covenants, conditions, or agreements on the part of the City set forth in this ordinance or the applicable Junior Lien Bond Documents (except as otherwise provided for in this ordinance or in such Junior Lien Bond Documents) and such default or defaults shall have continued for a period of six months (the “cure period”) after the City shall have received from the registered owners of not less than 25 percent in principal amount of the Junior Lien Bonds then outstanding (or from a Bond Owners’ Trustee duly appointed as set forth in subsection (e) of this section) a written notice specifying and demanding the cure of such default. However, if such default is one which cannot be completely remedied within the cure period, it shall not be an Event of Default with respect to the Bonds as long as the City has taken active steps within the cure period to remedy the default and is diligently pursuing such remedy.

(c) Exceptions. Notwithstanding anything in this section to the contrary, the failure of the City or any

obligated person to comply with a Continuing Disclosure Agreement shall not constitute an Event of Default, and the sole remedy of any holder of any Parity Bond or Junior Lien Bond, as applicable, shall be to seek an order of specific performance from an appropriate court to compel the City to comply with the Continuing Disclosure Agreement. For purposes of determining whether an Event of Default has occurred and is continuing with respect to the rate covenant set forth in subsection 17(a)(ii) or 17(b)(ii) of this ordinance, if such covenant is met for any fiscal year, it shall be deemed to have been met for all prior fiscal years.

(d) Remedies; No Acceleration. In the case of a Parity Bond Event of Default, an owner of a Parity Bond shall have the remedies set forth in Section 10 of this ordinance and in the applicable Parity Bond Documents, as limited by subsection 24(e) of this ordinance. In the case of a Junior Lien Bond Event of Default, the owner of a Junior Lien Bond shall have the remedies set forth in Section 10 of this ordinance and in the applicable Junior Lien Bond Documents, as limited by subsection 24(e) of this ordinance. Nothing contained in this ordinance shall, in any event or under any circumstance, be deemed to authorize the acceleration of the maturity of principal on the Bonds, and the remedy of acceleration is expressly denied to the registered owners of the Bonds under any circumstances including, without limitation, upon the occurrence and continuance of an Event of Default.

(e) Bond Owners' Trustee. A Bond Owners' Trustee appointed in the manner provided in this section, and each successor thereto, is declared to be a trustee for all of the owners of the Parity Bonds (in the case of a Parity Bond Event of Default) or all of the owners of the Junior Lien Bonds (in the case of a Junior Lien Bond Event of Default), as applicable, and is empowered to exercise all the rights and powers herein conferred on the Bond Owners' Trustee.

(i) Appointment of Bond Owners' Trustee; Removal. Upon the occurrence and continuance of an Event of Default described in subsection 24(a) of this ordinance, the registered owners of 25 percent in principal amount of the then outstanding Parity Bonds (or upon the occurrence and continuance of an Event of Default described in subsection 24(b) of this ordinance, the registered owners of 25 percent in principal amount

of the then outstanding Junior Lien Bonds) may appoint a Bond Owners' Trustee by an instrument or concurrent instruments in writing signed by such registered owners (or by their duly authorized attorneys-in-fact) and delivered to such Bond Owners' Trustee, with notification of such appointment given to the City. That appointment shall become effective immediately upon acceptance thereof by the Bond Owners' Trustee. The entity acting as Bond Owners' Trustee may be removed at any time, and a successor Bond Owners' Trustee may be appointed, by the registered owners of more than 50 percent in principal amount of the Parity Bonds then outstanding (in the case of a Parity Bond Event of Default) or 50 percent in principal amount of the Junior Lien Bonds then outstanding (in the case of a Junior Lien Bond Event of Default), as applicable, by an instrument or concurrent instruments in writing signed and acknowledged by such registered owners or by their duly authorized attorneys-in-fact.

(ii) **Cure of Event of Default.** If the Bond Owners' Trustee furnishes to the City a certificate stating that, in its sole judgment, an Event of Default that has occurred has been cured, such Event of Default shall be conclusively deemed to be cured, and the City, the Bond Owners' Trustee, and the registered owners of the Parity Bonds or Junior Lien Bonds, as applicable, shall be restored to the same rights and position which they would have held if no Event of Default had occurred.

(iii) **Suits at Law or in Equity.** Upon the occurrence of an Event of Default and during the continuance thereof, the Bond Owners' Trustee in its discretion may (and, upon the written request of the registered owners of not less than 25 percent in principal amount of the Parity Bonds (or Junior Lien Bonds, as applicable) then outstanding, shall) take such steps and institute such suits, actions, or other proceedings, all as it may deem appropriate for the protection and enforcement of the rights of the registered owners of the Parity Bonds (or Junior Lien Bonds, as applicable), to collect any amounts due and owing to or from the City, or to obtain other appropriate relief, and may enforce the specific performance of any covenant, agreement or condition contained in this ordinance or set forth in any of the applicable Bond Documents.

Any action, suit, or other proceeding instituted by the Bond Owners' Trustee hereunder shall be brought

in its name as the Bond Owners' Trustee and all such rights of action upon or under any of the Parity Bonds (or Junior Lien Bonds, as applicable) or the provisions of this ordinance may be enforced by the Bond Owners' Trustee without the possession of any of those Parity Bonds (or Junior Lien Bonds, as applicable) and without the production of the same at any trial or proceedings relative thereto except where otherwise required by law.

(iv) **Effect of Appointment of Bond Owners' Trustee.** Any suit, action, or proceeding instituted by the Bond Owners' Trustee shall be brought for the ratable benefit of all of the owners of the Parity Bonds (or Junior Lien Bonds, as applicable), subject to the provisions of this ordinance. The respective owners, by taking and holding the same, shall be conclusively deemed irrevocably to appoint the Bond Owners' Trustee the true and lawful trustee of the respective owners, with authority to institute any such action, suit, or proceeding; to receive as trustee and deposit in trust any sums becoming distributable on account of those Parity Bonds; to execute any paper or documents for the receipt of money; and to do all acts with respect thereto that the owner might have done in person. Nothing herein shall be deemed to authorize or empower the Bond Owners' Trustee to consent to accept or adopt, on behalf of any owner of the Parity Bonds (or Junior Lien Bonds, as applicable), any plan of reorganization or adjustment affecting the Parity Bonds (or Junior Lien Bonds, as applicable) or any right of any registered owner thereof, or to authorize or empower the Bond Owners' Trustee to vote the claims of the registered owners thereof in any receivership, insolvency, liquidation, bankruptcy, reorganization, or other proceeding to which the City is a party.

(v) **Bond Owners' Direction of Proceedings.** By an instrument or concurrent instruments in writing executed and delivered to the Bond Owners' Trustee, the owners of more than 50 percent in aggregate principal amount of the Parity Bonds (or Junior Lien Bonds, as applicable) then outstanding shall be entitled to control and direct the enforcement of all rights and remedies granted to the owners (or the Bond Owners' Trustee for the benefit of the owners) under the applicable Bond Documents. Notwithstanding the foregoing, the Bond Owners' Trustee shall have the right to decline to follow any such direction which in the opinion of the Bond Owners' Trustee, in reasonable reliance on advice of counsel, would be unjustly prejudicial to owners

not parties to such direction.

(vi) **Limitation on Remedies; Limitations on Individual Actions.** No owner of a Parity Bond, in the case of a Parity Bond Event of Default (or owner of a Junior Lien Bond, in the case of a Junior Lien Bond Event of Default) shall have any right in any manner whatever by its action to affect, disturb, or prejudice the security pledged in this ordinance or the rights of any other owners, or to enforce any right under the applicable Bond Documents or applicable law except in the manner provided in this section, and that all proceedings at law or in equity to enforce any such right shall be instituted, had, and maintained in the manner herein provided and for the equal and ratable benefit and protection of all owners of the Parity Bonds (or Junior Lien Bonds, as applicable), subject to the provisions of this ordinance.

(vii) **Limitations on Individual Actions.** No owner of a Parity Bond (or Junior Lien Bond, as applicable) shall have any right to institute any action, suit, or proceeding at law or in equity for the enforcement of same unless (A) such owner previously shall have given to the Bond Owners' Trustee written notice of the occurrence of an Event of Default; (B) the owners of more than 50 percent in aggregate principal amount of the then outstanding Parity Bonds (in the case of a Parity Bond Event of Default) or 50 percent in aggregate principal amount of the then outstanding Junior Lien Bonds (in the case of a Junior Lien Bond Event of Default) shall have made a written request to the Bond Owners' Trustee to exercise the powers granted above or to institute such suit, action, or proceeding in its own name; (C) such owners shall have tendered to the Bond Owners' Trustee reasonable indemnity against the costs, expenses, and liabilities to be incurred in compliance with such request; and (D) the Bond Owners' Trustee shall have refused or omitted to comply with such request for a period of 60 days after such written request shall have been received by, and said tender of indemnity shall have been made to, the Bond Owners' Trustee. The conditions set forth in (A) through (D) in the preceding sentence are hereby declared to be conditions precedent to the exercise by any owner of a Parity Bond (in the case of a Parity Bond Event of Default) or by any owner of a Junior Lien Bond (in the case of a Junior Lien Bond Event of Default) of any remedy under the applicable Bond Documents or under applicable law.

(viii) **Duties and Obligations of Bond Owners' Trustee.** The Bond Owners' Trustee shall not be liable except for the performance of such duties as are specifically set forth in this ordinance. During any period in which an Event of Default has occurred and is continuing as to the Parity Bonds (or the Junior Lien Bonds, as applicable) the Bond Owners' Trustee shall exercise such of the rights and powers vested in it by this ordinance, and shall use the same degree of care and skill in its exercise as a prudent person would exercise or use under the circumstances in the conduct of that person's own affairs. The Bond Owners' Trustee shall have no liability for any act or omission to act hereunder except for the Bond Owners' Trustee's own negligent action, its own negligent failure to act or its own willful misconduct. The duties and obligations of the Bond Owners' Trustee shall be determined solely by the express provisions of this ordinance, and no implied powers, duties or obligations of the Bond Owners' Trustee shall be read into this ordinance. The Bond Owners' Trustee shall not be required to expend or risk its own funds or otherwise incur individual liability in the performance of any of its duties or in the exercise of any of its rights or powers as the Bond Owners' Trustee, except as may result from its own negligent action, its own negligent failure to act or its own willful misconduct. The fees and expenses of the Bond Owners' Trustee shall be borne by the owners of the Parity Bonds (or Junior Lien Bonds, as applicable) and not by the City. A Bond Owners' Trustee may require such security and indemnity as may be reasonable against the costs, expenses, and liabilities that may be incurred in the performance of its duties. The Bond Owners' Trustee shall not be bound to recognize any person as a registered owner of any Parity Bond (or Junior Lien Bond, as applicable) until their title thereto, if disputed, has been established to its reasonable satisfaction. The Bond Owners' Trustee may consult with counsel, and the opinion of such counsel shall be full and complete authorization and protection in respect of any action taken or suffered by it hereunder in good faith and in accordance with the opinion of such counsel. The Bond Owners' Trustee shall not be answerable for any neglect or default of any person, firm, or corporation employed and selected by it with reasonable care.

Section 25. **General Authorization.** In addition to the specific authorizations in this ordinance, the Mayor and the Director of Finance and each of the other appropriate officers of the City are each authorized

and directed to do everything such officer may judge necessary, appropriate, or desirable in order to carry out the terms and provisions of, and complete the transactions contemplated by, this ordinance. In particular and without limiting the foregoing:

(a) The Director of Finance, in the Director's discretion and without further action by the City Council, (i) may issue requests for proposals to provide underwriting services or financing facilities (including, without limitation, Qualified Insurance, a Qualified Letter of Credit, or other credit support or liquidity facility) and may execute engagement letters and other agreements with underwriters and other financial institutions (including providers of liquidity or credit support) based on responses to such requests; (ii) may select and make decisions regarding the Bond Registrar, fiscal or paying agents, and any Securities Depository for each Series of the Bonds; (iii) may take any and all actions necessary or convenient to provide for the conversion of interest rate modes for any Series in accordance with the applicable Bond Documents; and (iv) may take such actions on behalf of the City as are necessary or appropriate for the City to designate, qualify, or maintain the tax-exempt treatment with respect to any Series issued as Tax-Exempt Bonds, to receive from the United States Treasury the applicable Tax Credit Subsidy Payments in respect of any Series issued as Tax Credit Subsidy Bonds, and to otherwise receive any other federal tax benefits relating to any Series of the Bonds that are available to the City; and

(b) The Mayor and the Director of Finance are each separately authorized to execute and deliver (i) any and all contracts or other documents as are consistent with this ordinance and for which the City's approval is necessary or to which the City is a party (including but not limited to agreements with escrow agents, refunding or defeasance trustees, liquidity or credit support providers, providers of Qualified Insurance or Alternate Reserve Securities, remarketing agents, underwriters, lenders or other financial institutions, fiscal or paying agents, Qualified Counterparties, custodians, and the Bond Registrar); and (ii) such other contracts or documents incidental to the issuance and sale of any Series of the Bonds; the establishment of the interest rate or rates on a Bond; or the conversion, tender, purchase, remarketing, or redemption of a Bond, as may in the

judgment of the Mayor or Director of Finance, as applicable, be necessary or appropriate.

Section 26. **Severability**. The provisions of this ordinance are declared to be separate and severable. The invalidity of any clause, sentence, paragraph, subdivision, section, subsection, or portion of this ordinance, or the invalidity of its application to any person or circumstance, does not affect the validity of the remainder of this ordinance or the validity of its application to other persons or circumstances.

Section 27. **Ratification of Prior Acts**. Any action consistent with the authority of this ordinance taken after its passage and prior to its effective date is ratified and confirmed.

Section 28. **Section Headings**. Section headings in this ordinance are nonsubstantive.

Section 29. **Effective Date**. This ordinance shall take effect as provided by Seattle Municipal Code Sections 1.04.020 and 1.04.070.

Passed by the City Council the _____ day of _____, 2024, and signed by
me in open session in authentication of its passage this _____ day of _____, 2024.

President _____ of the City Council

Approved / returned unsigned / vetoed this _____ day of _____, 2024.

Bruce A. Harrell, Mayor

Filed by me this _____ day of _____, 2024.

Scheereen Dedman, City Clerk

(Seal)

Attachments:

Exhibit A - Outstanding Municipal Light and Power Parity Bonds

Exhibit B - Form of Continuing Disclosure Agreement

EXHIBIT A

OUTSTANDING MUNICIPAL LIGHT AND POWER PARITY BONDS

Issue Name	Dated Date	Original Par Amount	Bond Legislation		
			New Money Ord.	Refunding Ord.	Bond Sale Res.
Municipal Light and Power Revenue Bonds, 2010A (Taxable Build America Bonds – Direct Payment)	5/26/2010	\$181,625,000	Ord. 123169	- -	Res. 31213
Municipal Light and Power Revenue Bonds, 2010C (Taxable Recovery Zone Economic Development Bonds – Direct Payment)	5/26/2010	\$13,275,000	Ord. 123169	- -	Res. 31213
Municipal Light and Power Improvement Revenue Bonds, 2011B (Taxable New Clean Renewable Energy Bonds – Direct Payment)	2/8/2011	\$10,000,000	Ord. 123483	Ord. 121941 (as amended by Ord. 122838)	Res. 31263
Municipal Light and Power Improvement and Refunding Revenue Bonds, 2012A	7/17/2012	\$293,280,000	Ord. 123752	Ord. 121941 (as amended by Ord. 122838)	Res. 31390
Municipal Light and Power Improvement Revenue Bonds, 2012C (Taxable New Clean Renewable Energy Bonds – Direct Payment)	7/17/2012	\$43,000,000	Ord. 123752	- -	Res. 31390
Municipal Light and Power Improvement and Refunding Revenue Bonds, 2014	11/05/2014	\$265,210,000	Ord. 124336	Ord. 124335 (amending and restating Ord. 121941)	Res. 31552
Municipal Light and Power Revenue Bonds, 2015A	7/9/2015	\$171,850,000	Ord. 124633	- -	Res. 31592
Municipal Light and Power Revenue Bonds, 2016A (Taxable New Clean Renewable Energy Bonds – Direct Payment)	01/28/2016	\$31,870,000	Ord. 124916	- -	Res. 31646
Municipal Light and Power Refunding Revenue Bonds, 2016B	01/28/2016	\$116,875,000	Ord. 124916	Ord. 124335 (amending and restating Ord. 121941) as amended by Ord. 124916	Res. 31646

Issue Name	Dated Date	Original Par Amount	Bond Legislation		
			New Money Ord.	Refunding Ord.	Bond Sale Res.
Municipal Light and Power Improvement and Refunding Revenue Bonds, 2016C	09/28/2016	\$160,815,000	Ord. 124916	Ord. 124335 (amending and restating Ord. 121941) as amended by Ord. 124916	Res. 31707
Municipal Light and Power Improvement and Refunding Revenue Bonds, 2017C	09/28/2017	\$385,530,000	Ord. 125198	Ord. 124335 (amending and restating Ord. 121941) as amended by Ord. 124916	Res. 31771
Municipal Light and Power Improvement Revenue Bonds, 2018, Series A	06/19/2018	\$263,755,000	Ord. 125459	--	--
Municipal Light and Power Improvement Revenue Bonds, 2019, Series A	10/16/2019	\$210,540,000	Ord. 125711	--	--
Municipal Light and Power Refunding Revenue Bonds, 2019, Series B	11/05/2019	\$140,275,000	--	Ord. 125460	--
Municipal Light and Power Improvement Revenue Bonds, 2020, Series A (Green Bonds)	8/5/2020	\$198,305,000	Ord. 125987	--	--
Municipal Light and Power Improvement and Refunding Revenue Bonds, 2021, Series A	7/15/2021	\$259,795,000	Ord. 126221	Ord. 125460 (as amended by Ord. 125987)	--
Municipal Light and Power Refunding Revenue Bonds, 2021, Series B (SIFMA Index)	08/10/2021	\$100,620,000	--	Ord. 125460 (as amended by Ord. 125987)	--
Municipal Light and Power Improvement and Refunding Revenue Bonds, 2022	07/13/2022	\$257,715,000	Ord. 126481	Ord. 125460 (as amended by Ord. 125987)	--
Municipal Light and Power Improvement and Refunding Revenue Bonds, 2023A	07/27/2023	\$273,625,000	Ord. 126713	Ord. 125460 (as amended by Ord. 125987)	--

Issue Name	Dated Date	Original Par Amount	Bond Legislation		
			New Money Ord.	Refunding Ord.	Bond Sale Res.
Municipal Light and Power Refunding Revenue Bonds, 2023B (Variable Rate Demand Bonds)	10/19/2023	\$85,840,000	- -	Ord. 125460 (as amended by Ord 125987)	- -
Municipal Light and Power Improvement and Refunding Revenue Bonds, 2024	07/24/2024	\$199,690,000	Ord. 126939	Ord. 126940 (amending and restating Ord 125460 as previously amended by Ord 125987)	- -

1

EXHIBIT B

FORM OF CONTINUING DISCLOSURE AGREEMENT

The City of Seattle, Washington (the “City”), makes the following written undertaking (the “Undertaking”) for the benefit of the Owners of the City’s Municipal Light and Power Revenue Bonds, [Year] [Series] (the “Bonds”), for the sole purpose of assisting the underwriter for the Bonds in meeting the requirements of paragraph (b)(5) of Rule 15c2-12 (the “Rule”), as applicable to a participating underwriter for the Bonds. Capitalized terms used but not defined below shall have the meanings given in Ordinance _____ (the “Bond Ordinance”).

(a) Undertaking to Provide Annual Financial Information and Notice of Listed Events.

The City undertakes to provide or cause to be provided, either directly or through a designated agent, to the Municipal Securities Rulemaking Board (the “MSRB”), in an electronic format as prescribed by the MSRB, accompanied by identifying information as prescribed by the MSRB:

(i) Annual financial information and operating data regarding the Municipal Light and Power System (the “Light System”) of the type included in the final official statement for the Bonds and described in subsection (b) of this section (“annual financial information”). The timely filing of unaudited financial statements shall satisfy the requirements and filing deadlines pertaining to the filing of annual financial statements under subsection (b), provided that audited financial statements are to be filed if and when they are otherwise prepared and available to the City.

(ii) Timely notice (not in excess of 10 business days after the occurrence of the event) of the occurrence of any of the following events with respect to the Bonds: (1) principal and interest payment delinquencies; (2) non-payment related defaults, if material; (3) unscheduled draws on debt service reserves reflecting financial difficulties; (4) unscheduled draws on credit enhancements reflecting financial difficulties; (5) substitution of credit or liquidity providers, or their failure to perform; (6) adverse tax opinions, the issuance by the Internal Revenue Service of proposed or final determinations of taxability, Notice of Proposed Issue (IRS Form 5701 – TEB) or other material notices

1 or determinations with respect to the tax status of the Bonds, or other material events affecting the tax
2 status of the Bonds; (7) modifications to rights of holders of the Bonds, if material; (8) Bond calls
3 (other than scheduled mandatory redemptions of Term Bonds), if material, and tender offers;
4 (9) defeasances; (10) release, substitution, or sale of property securing repayment of the Bonds, if
5 material; (11) rating changes; (12) bankruptcy, insolvency, receivership or similar event of the City, as
6 such “Bankruptcy Events” are defined in the Rule; (13) the consummation of a merger, consolidation,
7 or acquisition involving the City or the sale of all or substantially all of the assets of the City other than
8 in the ordinary course of business, the entry into a definitive agreement to undertake such an action or
9 the termination of a definitive agreement relating to any such actions, other than pursuant to its terms,
10 if material; (14) appointment of a successor or additional trustee or the change of name of a trustee, if
11 material; (15) incurrence of a financial obligation of the City, if material, or agreement to covenants,
12 events of default, remedies, priority rights, or other similar terms of a financial obligation of the City,
13 any of which affect holders of the Bonds, if material; and (16) any default, event of acceleration,
14 termination event, modification of terms, or other similar event under the terms of a financial obligation
15 of the City, any of which reflect financial difficulties.

16 For purposes of this Undertaking, the term “financial obligation” shall mean a debt
17 obligation; a derivative instrument entered into in connection with, or pledged as security or a source
18 of payment for, an existing or planned debt obligation; or a guarantee of either a debt obligation or a
19 derivative instrument entered into in connection with, or pledged as security or a source of payment
20 for, an existing or planned debt obligation. The term “financial obligation” does not include municipal
21 securities as to which a final official statement has been provided to the MSRB consistent with the
22 Rule.

23 (iii) Timely notice of a failure by the City to provide required annual financial
24 information on or before the date specified in subsection (b) of this section.

1 (b) Type of Annual Financial Information Undertaken to be Provided. The annual
2 financial information and operating data that the City undertakes to provide in subsection (a) of this
3 section:

4 (i) Shall consist of (1) annual financial statements of the Light System prepared in
5 accordance with applicable generally accepted accounting principles applicable to governmental units
6 (except as otherwise noted therein), as such principles may be changed from time to time and as
7 permitted by applicable state law; (2) a statement of outstanding Parity Bonds, Junior Lien Bonds (if
8 any), and any other bonded indebtedness secured by Net Revenue of the Light System; (3) debt service
9 coverage ratios for the then-Outstanding Parity Bonds, Junior Lien Bonds (if any) and any other bonded
10 indebtedness secured by Net Revenue of the Light System; (4) sources of Light System power and the
11 MWh produced by those sources; and (5) the average number of customers, revenues, and energy sales
12 by customer class;

13 (ii) Shall be provided not later than the last day of the ninth month after the end of
14 each fiscal year of the City (currently, a fiscal year ending December 31), as such fiscal year may be
15 changed as required or permitted by state law, commencing with the City's fiscal year ending
16 December 31, 20__; and

17 (iii) May be provided in a single document or multiple documents, and may be
18 incorporated by specific reference to documents available to the public on the Internet website of the
19 MSRB or filed with the Securities and Exchange Commission.

20 (c) Amendment of Undertaking. This Undertaking is subject to amendment after the
21 primary offering of the Bonds without the consent of any Owner or holder of any Bond, or of any
22 broker, dealer, municipal securities dealer, participating underwriter, rating agency or the MSRB,
23 under the circumstances and in the manner permitted by the Rule, including:

1 (i) The amendment may only be made in connection with a change in
2 circumstances that arises from a change in legal requirements, change in law, or change in the identity,
3 nature, or status of the City, or type of business conducted by the City;

4 (ii) The Undertaking, as amended, would have complied with the requirements of
5 the Rule at the time of the primary offering, after taking into account any amendments or interpretations
6 of the Rule, as well as any change in circumstances; and

7 (iii) The amendment does not materially impair the interests of holders, as
8 determined either by parties unaffiliated with the City (e.g., bond counsel or other counsel familiar
9 with federal securities laws), or by an approving vote of bondholders pursuant to the terms of the Bond
10 Ordinance at the time of the amendment.

11 The City will give notice to the MSRB of the substance (or provide a copy) of any amendment
12 to this Undertaking and a brief statement of the reasons for the amendment. If the amendment changes
13 the type of annual financial information to be provided, the annual financial information containing
14 the amended financial information will include a narrative explanation of the effect of that change on
15 the type of information to be provided.

16 (d) Beneficiaries. This Undertaking shall inure to the benefit of the City and any Owner
17 of Bonds, and shall not inure to the benefit of or create any rights in any other person.

18 (e) Termination of Undertaking. The City's obligations under this Undertaking shall
19 terminate upon the legal defeasance, prior redemption, or payment in full of all of the Bonds. In
20 addition, the City's obligations under this Undertaking shall terminate if those provisions of the Rule
21 that require the City to comply with this Undertaking become legally inapplicable in respect of the
22 Bonds for any reason, as confirmed by an opinion of nationally recognized bond counsel or other
23 counsel familiar with federal securities laws delivered to the City, and the City provides timely notice
24 of such termination to the MSRB.

1 (f) Remedy for Failure to Comply with Undertaking. As soon as practicable after the City
2 learns of any material failure to comply with this Undertaking, the City will proceed with due diligence
3 to cause such noncompliance to be corrected. No failure by the City or other obligated person to comply
4 with this Undertaking shall constitute a default in respect of the Bonds. The sole remedy of any Owner
5 of a Bond shall be to take such actions as that Owner deems necessary, including seeking an order of
6 specific performance from an appropriate court, to compel the City or other obligated person to comply
7 with this Undertaking.

8 (g) Designation of Official Responsible to Administer Undertaking. The Director of
9 Finance of the City (or such other officer of the City who may in the future perform the duties of that
10 office) or the Director’s designee is the person designated, in accordance with the Bond Ordinance, to
11 carry out this Undertaking of the City in respect of the Bonds set forth in this section and in accordance
12 with the Rule, including, without limitation, the following actions:

13 (i) Preparing and filing the annual financial information undertaken to be
14 provided;

15 (ii) Determining whether any event specified in subsection (a)(ii) has occurred,
16 assessing its materiality, where necessary, with respect to the Bonds, and preparing and disseminating
17 any required notice of its occurrence;

18 (iii) Determining whether any person other than the City is an “obligated person”
19 within the meaning of the Rule with respect to the Bonds, and obtaining from such person an
20 undertaking to provide any annual financial information and notice of listed events for that person in
21 accordance with the Rule;

22 (iv) Selecting, engaging and compensating designated agents and consultants,
23 including but not limited to financial advisors and legal counsel, to assist and advise the City in carrying
24 out this Undertaking; and

25 (v) Effecting any necessary amendment of the Undertaking.

SUMMARY and FISCAL NOTE

Department:	Dept. Contact:	CBO Contact:
City Finance / City Light	Kristi Beattie Kirsty Grainger	Saroja Reddy Greg Shiring

1. BILL SUMMARY

Legislation Title: AN ORDINANCE relating to the electric system of The City of Seattle; adopting a system or plan of additions and betterments to and extensions of the existing municipal light and electric power generation, transmission, and distribution system of the City; authorizing the issuance and sale of municipal light and power revenue bonds for the purposes of providing funds to pay part of the cost of carrying out that system or plan, providing for the reserve fund requirement (if necessary), and paying the costs of issuance of the bonds; providing parameters for the Bond Sale Terms including conditions, covenants, and other sale terms; describing the lien of the bonds and authorizing their issuance as either senior lien parity bonds or junior lien bonds; and ratifying and confirming certain prior acts.

Summary and Background of the Legislation: This legislation provides the legal authorization to issue up to \$300 million of bonds in 2025 to fund a portion of capital expenditures for Seattle City Light's system outlined in the proposed 2025-2030 Capital Improvement Plan (CIP). This legislation also authorizes up to \$200 million of borrowing for potential debt optimization, for a total issuance of bonds in a maximum aggregate principal amount not to exceed \$500 million. Debt optimization involves replacing high interest debt with low interest debt to reduce overall interest costs – without increasing the debt burden or extending the term of outstanding debt.

Although the budget, capital plan and rates make specific assumptions about the use of debt financing for a certain share of the capital program, separate authorization for the issuance of bonds is technically required.

A City Light bond sale is anticipated to occur in mid-2025. The bond proceeds combined with internally generated funds will support City Light's capital program for about one year. The bond proceeds will also be used to make a deposit to the bond reserve fund and to pay issuance costs. As described in the legislation, bonds would have a maximum maturity of 40 years.

Major projects supported by the bond issue include the replacement of overhead and underground distribution equipment (including the accelerated pole replacement program), and other distribution related projects such as overhead and underground service connection work for Medium General Service customers. For further information about City Light's capital projects, please see the 2025-2030 CIP.

2. CAPITAL IMPROVEMENT PROGRAM

Does this legislation create, fund, or amend a CIP Project?

☐ Yes ☒ No

3. SUMMARY OF FINANCIAL IMPLICATIONS

Does this legislation have financial impacts to the City?

☐ Yes ☒ No

4. OTHER IMPLICATIONS

a. Please describe how this legislation may affect any departments besides the originating department.

This legislation affects the Office of City Finance, which coordinates the issuance of the bonds, and City Light which is responsible for managing the bond proceeds and implementing the major projects supported by the bond issue.

b. Does this legislation affect a piece of property? If yes, please attach a map and explain any impacts on the property. Please attach any Environmental Impact Statements, Determinations of Non-Significance, or other reports generated for this property.

No.

c. Please describe any perceived implication for the principles of the Race and Social Justice Initiative.

i. How does this legislation impact vulnerable or historically disadvantaged communities? How did you arrive at this conclusion? In your response please consider impacts within City government (employees, internal programs) as well as in the broader community.

N/A.

ii. Please attach any Racial Equity Toolkits or other racial equity analyses in the development and/or assessment of the legislation.

N/A.

iii. What is the Language Access Plan for any communications to the public?

N/A.

d. Climate Change Implications

i. Emissions: How is this legislation likely to increase or decrease carbon emissions in a material way? Please attach any studies or other materials that were used to inform this response.

N/A

ii. Resiliency: Will the action(s) proposed by this legislation increase or decrease Seattle's resiliency (or ability to adapt) to climate change in a material way? If so, explain. If it is likely to decrease resiliency in a material way, describe what will or could be done to mitigate the effects.

N/A.

- e. **If this legislation includes a new initiative or a major programmatic expansion: What are the specific long-term and measurable goal(s) of the program? How will this legislation help achieve the program's desired goal(s)? What mechanisms will be used to measure progress towards meeting those goals?**

N/A.

5. CHECKLIST

- ☐ **Is a public hearing required?**
- ☐ **Is publication of notice with *The Daily Journal of Commerce* and/or *The Seattle Times* required?**
- ☐ **If this legislation changes spending and/or revenues for a fund, have you reviewed the relevant fund policies and determined that this legislation complies?**
- ☐ **Does this legislation create a non-utility CIP project that involves a shared financial commitment with a non-City partner agency or organization?**

6. ATTACHMENTS

Summary Attachments: None



Legislation Text

File #: CB 120899, **Version:** 1

CITY OF SEATTLE

ORDINANCE _____

COUNCIL BILL _____

AN ORDINANCE relating to the municipal water system of The City of Seattle; adopting a system or plan of additions and betterments to and extensions of the existing municipal water system; authorizing the issuance and sale of water system revenue bonds in one or more series for the purposes of paying or reimbursing part of the cost of carrying out that system or plan, providing for the reserve requirement, and paying the costs of issuance of the bonds; providing parameters for the bond sale terms including conditions, covenants, and other sale terms; describing the lien of the bonds; creating certain accounts of the City relating to the bonds; and ratifying and confirming certain prior acts.

WHEREAS, The City of Seattle (the “City”) owns, operates, and maintains a municipal water system as part of Seattle Public Utilities (the “Municipal Water System”), which Municipal Water System has from time to time required various additions, improvements, betterments, and extensions; and

WHEREAS, the City desires to acquire and construct a system or plan of further additions, improvements and betterments to, and extensions of, the Municipal Water System (the “Plan of Additions”) as described in this ordinance, and needs to borrow funds to pay a portion of the costs of carrying out such Plan of Additions; and

WHEREAS, the City currently has outstanding certain water system revenue bonds (as identified in Exhibit A, the “Outstanding Parity Bonds”). Pursuant to the ordinances authorizing their issuance (the “Outstanding Parity Bond Ordinances”), the City reserved the right to issue additional bonds having a charge and lien on the net revenue of the Municipal Water System on a parity of lien with those Outstanding Parity Bonds (“Future Parity Bonds”), and is permitted to issue such Future Parity Bonds upon satisfaction of certain conditions (the “Parity Conditions”); and

WHEREAS, the City has determined that it is in the best interest of the City and its ratepayers to authorize,

subject to the provisions of this ordinance, the issuance and sale of water system revenue bonds as Parity Bonds to pay part of the cost of carrying out the Plan of Additions, to provide for the reserve requirement, and to pay the costs of issuance of those bonds; NOW, THEREFORE,

BE IT ORDAINED BY THE CITY OF SEATTLE AS FOLLOWS:

Section 1. **Definitions**. In this ordinance, the following capitalized terms shall have the meanings set forth in this section.

“**Accreted Value**” means, with respect to any Capital Appreciation Bond, (a) as of any Valuation Date, the amount determined for such Valuation Date in accordance with the applicable Parity Bond Documents, and (b) as of any date other than a Valuation Date, the sum of (i) the Accreted Value on the preceding Valuation Date and (ii) the product of (A) a fraction, the numerator of which is the number of days having elapsed from the preceding Valuation Date and the denominator of which is the number of days from such preceding Valuation Date to the next succeeding Valuation Date, calculated based on the assumption that Accreted Value accrues during any semiannual period in equal daily amounts on the basis of a year of 12 30-day months, and (B) the difference between the Accreted Values for such Valuation Dates.

“**Adjusted Annual Debt Service**” for any fiscal year means Annual Debt Service minus (a) an amount equal to ULID Assessments due in that year and not delinquent, (b) an amount equal to earnings from investments in the Reserve Subaccount, and (c) Annual Debt Service provided for by Parity Bond proceeds.

“**Adjusted Gross Revenue**” means, for any period, Gross Revenue (a) plus withdrawals from the Rate Stabilization Account made during that period, and (b) minus ULID Assessments collected, earnings from investments in the Reserve Subaccount, and deposits into the Rate Stabilization Account made during that period.

“**Adjusted Net Revenue**” means Adjusted Gross Revenue less Operating and Maintenance Expense.

“**Annual Debt Service**” for any calendar year means the sum of the amounts required in such calendar year to pay the interest due in such calendar year on all Parity Bonds outstanding, excluding interest to be paid

from the proceeds of the sale of Parity Bonds or other bonds; the principal of all outstanding Serial Bonds due in such calendar year; and the Sinking Fund Requirements, if any, for such calendar year. Additionally, for purposes of calculating and determining compliance with the Coverage Requirement, the Reserve Requirement and the conditions for the issuance of Future Parity Bonds and/or entering into Parity Payment Agreements, the following shall apply:

(a) **Calculation of Interest Due Generally.** Except as otherwise provided below, interest on any series of Parity Bonds shall be calculated based on the actual amount of accrued, accreted, or otherwise accumulated interest that is payable in respect of that series taken as a whole, at the rate or rates set forth in the applicable Parity Bond Documents.

(b) **Capital Appreciation Bonds.** For purposes of this definition, the principal and interest portions of the Accreted Value of Capital Appreciation Bonds becoming due at maturity or by virtue of a Sinking Fund Requirement shall be included in the calculations of accrued and unpaid and accruing interest or principal in such manner and during such period of time as is specified in the Parity Bond Documents applicable to such Capital Appreciation Bonds.

(c) **Variable Interest Rate Bonds.** The amount of interest deemed to be payable on any series of Variable Interest Rate Bonds shall be calculated on the assumption that the interest rate on those bonds would be equal to the rate that is 90 percent of the average RBI during the four calendar quarters preceding the quarter in which the calculation is made.

(d) **Interest on Parity Bonds With Respect to Which a Payment Agreement is in Force.** Debt service on Parity Bonds with respect to which a Payment Agreement is in force shall be based on the net economic effect on the City expected to be produced by the terms of the Parity Bonds and the terms of the Payment Agreement. For example, if the net economic effect of the Payment Agreement and a series of Parity Bonds otherwise bearing interest at a variable rate is to produce an obligation bearing interest at a fixed interest rate, the relevant series of bonds shall be treated as fixed interest rate bonds. And if the net economic effect of

the Payment Agreement and a series of Parity Bonds otherwise bearing interest at a fixed rate is to produce an obligation bearing interest at a variable interest rate, the relevant series of bonds shall be treated as Variable Interest Rate Bonds. Accordingly, the amount of interest deemed to be payable on any Parity Bonds with respect to which a Payment Agreement is in force shall be an amount equal to the amount of interest that would be payable at the rate or rates stated in or determined pursuant to the applicable Parity Bond Documents, plus Payment Agreement Payments, minus Payment Agreement Receipts. For the purposes of calculating as nearly as practicable Payment Agreement Receipts and Payment Agreement Payments under a Payment Agreement that includes a variable rate component determined by reference to a pricing mechanism or index that is not the same as the pricing mechanism or index used to determine the variable rate interest component on the Parity Bonds to which the Payment Agreement is related, it shall be assumed that the fixed rate used in calculating Payment Agreement Payments will be equal to 105 percent of the fixed rate specified by the Payment Agreement and that the pricing mechanism or index specified by the Payment Agreement is the same as the pricing mechanism or index specified by the applicable Parity Bond Documents. Notwithstanding the other provisions of this definition, the City shall not be required to (but may in its discretion) take into account in determining Annual Debt Service the effects of any Payment Agreement that has a term of ten years or less.

(e) Parity Payment Agreements. For any period during which Payment Agreement Payments on a Parity Payment Agreement are taken into account in determining Annual Debt Service on related Parity Bonds under paragraph (d) of this definition, no additional debt service shall be taken into account with respect to that Parity Payment Agreement. However, for any Parity Payment Agreement during a period in which Payment Agreement Payments are not taken into account under paragraph (d) of this definition because the Parity Payment Agreement is not then related to any outstanding Parity Bonds, payments on that Parity Payment Agreement shall be taken into account as follows:

(i) If City is Obligated to Make Payments Based on a Fixed Rate. If the City is obligated to make Payment Agreement Payments based on a fixed rate and the Qualified Counterparty is obligated to make

payments based on a variable rate index, it shall be assumed that payments by the City will be based on the assumed fixed payor rate, and that payments by the Qualified Counterparty will be based on a rate equal to the average rate determined by the variable rate index specified by the Parity Payment Agreement during the four calendar quarters preceding the quarter in which the calculation is made.

(ii) **If City is Obligated to Make Payments Based on a Variable Rate Index.** If the City is obligated to make Payment Agreement Payments based on a variable rate index and the Qualified Counterparty is obligated to make payments based on a fixed rate, it shall be assumed that payments by the City will be based on a rate equal to the average rate determined by the variable rate index specified by the Parity Payment Agreement during the four calendar quarters preceding the quarter in which the calculation is made, and that the Qualified Counterparty will make payments based on the fixed rate specified by the Parity Payment Agreement.

(f) **Balloon Bonds.** For purposes of calculating debt service on any Balloon Bonds, it shall be assumed that the principal of those Balloon Bonds, together with interest thereon at a rate equal to the assumed RBI-based rate set forth in paragraph (c) of this definition, will be amortized in equal annual installments over a term of 30 years.

(g) **Adjustments for Defeased Bonds.** For purposes of calculating and determining compliance with the Coverage Requirement, the Reserve Requirement, and the Parity Conditions, Annual Debt Service shall be adjusted as set forth in subsection 21(d) of this ordinance.

“Authorized Denomination” means \$5,000 or any integral multiple thereof within a maturity of a Series, or such other minimum authorized denomination as may be specified in the applicable Bond Documents.

“Average Annual Debt Service” means, at the time of calculation, the sum of the Annual Debt Service remaining to be paid to the last scheduled maturity of the applicable series of Parity Bonds, divided by the number of years such bonds are scheduled to remain outstanding.

“Balloon Bonds” means any series of Parity Bonds, the aggregate principal amount (including Sinking Fund Requirements) of which becomes due and payable in any calendar year in an amount that constitutes 25 percent or more of the initial aggregate principal amount of such series of Parity Bonds.

“Beneficial Owner” means, with regard to a Bond, the owner of any beneficial interest in that Bond.

“Bond Counsel” means a lawyer or a firm of lawyers, selected by the City, of nationally recognized standing in matters pertaining to bonds issued by states and their political subdivisions.

“Bond Documents” means (a)(i) with respect to any Series of the Bonds, this ordinance (including any amendatory or supplemental ordinances), and (ii) with respect to a series of Parity Bonds other than a Series of the Bonds, the applicable Parity Bond Ordinance(s); (b) the authenticated bond form; and (c) the written agreement(s) setting forth the bond sale terms and additional terms, conditions, or covenants pursuant to which such bond was issued and sold, as set forth in any one or more of the following (if any): (i) a sale resolution, (ii) a bond purchase contract (as defined in the applicable authorizing ordinance), (iii) a bond indenture or a fiscal agent or paying agent agreement (other than the State fiscal agency contract), and (iv) a direct purchase or continuing covenant agreement.

“Bond Insurance” means any municipal bond insurance policy, guaranty, surety bond, or similar credit enhancement device providing for or securing the payment of all or part of the principal of and interest on any Parity Bonds, issued by an insurance company licensed to conduct an insurance business in any state of the United States (or by a service corporation acting on behalf of one or more such insurance companies), or by any other financial institution qualified to provide such credit enhancement device.

“Bond Purchase Contract” means a written offer to purchase a Series of the Bonds pursuant to certain Bond Sale Terms, which offer has been accepted by the City in accordance with this ordinance. In the case of a competitive sale, the Purchaser’s bid for a Series, together with the official notice of sale and a Pricing Certificate confirming the Bond Sale Terms, shall comprise the Bond Purchase Contract.

“Bond Register” means the books or records maintained by the Bond Registrar for the purpose of

registering ownership of each Bond.

“Bond Registrar” means the Fiscal Agent (unless the Director of Finance appoints a different person to act as bond registrar with respect to a particular Series), or any successor bond registrar selected in accordance with the System of Registration.

“Bond Sale Terms” means the terms and conditions for the sale of a Series of the Bonds approved by the Director of Finance consistent with the parameters set forth in Section 5 of this ordinance, including the amount, date or dates, denominations, interest rate or rates (or mechanism for determining the interest rate or rates), payment dates, final maturity, redemption rights, price, and other terms, conditions, or covenants. In connection with a negotiated sale or private placement, the Bond Sale Terms shall be set forth in the Bond Purchase Contract; in connection with a competitive sale, the Bond Sale Terms shall be set forth in a Pricing Certificate.

“Bonds” means the Municipal Water System revenue bonds issued pursuant to this ordinance.

“Book-Entry Form” means a fully registered form in which physical bond certificates are registered only in the name of the Securities Depository (or its nominee), as Registered Owner, with the physical bond certificates held by and immobilized in the custody of the Securities Depository (or its designee), where the system for recording and identifying the transfer of the ownership interests of the Beneficial Owners in those Bonds is neither maintained by nor the responsibility of the City or the Bond Registrar.

“Capital Appreciation Bond” means any Parity Bond, all or a portion of the interest on which is compounded and accumulated at the rates or in the manner, and on the dates, set forth in the applicable Bond Documents and is payable only upon redemption or on the maturity date of such Parity Bond. A Parity Bond that is issued as a Capital Appreciation Bond, but which later converts to an obligation on which interest is paid periodically, shall be a Capital Appreciation Bond until the conversion date and thereafter shall no longer be a Capital Appreciation Bond, but shall be treated as having a principal amount equal to its Accreted Value on the conversion date. For purposes of computing the principal amount of Parity Bonds held by the Owner of any

Capital Appreciation Bond in connection with any notice, consent, request, or demand, the principal amount of a Capital Appreciation Bond shall be deemed to be its Accreted Value at the time that such notice, consent, request, or demand is given or made.

“Capital Improvement Program” or **“CIP”** means those portions of the City’s “2025-2030 Capital Improvement Program” relating to the Municipal Water System, adopted by Ordinance _____, together with any previously adopted capital improvement program. For purposes of this ordinance, the CIP includes all amendments, updates, supplements or replacements that may be adopted from time to time by ordinance.

“City” means The City of Seattle, Washington.

“City Council” means the City Council of the City, as duly and regularly constituted from time to time.

“Code” means the Internal Revenue Code of 1986, or any successor thereto, as amended at any time, and regulations thereunder.

“Construction Account” means the account or subaccount created in the Water System Construction Account within the Water Fund for the deposit of proceeds of the Bonds, pursuant to Section 12 of this ordinance.

“Continuing Disclosure Agreement” means, for each Series sold in an offering subject to federal securities regulations requiring a written undertaking to provide continuing disclosure, a continuing disclosure agreement entered into pursuant to Section 23 of this ordinance, in substantially the form attached to this ordinance as Exhibit B.

“Contract Resource Obligation” means an obligation of the City that is designated as a Contract Resource Obligation and is entered into in accordance with Section 20 of this ordinance.

“Coverage Requirement” means Adjusted Net Revenue equal to at least 1.25 times Adjusted Annual Debt Service on all Parity Bonds then outstanding.

“Covered Parity Bonds” means all Outstanding Parity Bonds, each Series of the Bonds, and each series of Future Parity Bonds. ***From and after the Reserve Covenant Date, the term “Covered Parity Bonds”***

shall exclude each series of Parity Bonds for which the applicable Bond Documents provide that, from and after the Reserve Covenant Date, such series shall no longer be treated as a series of Covered Parity Bonds and shall no longer be secured by the amounts in the Reserve Subaccount.

“Defeasible Bonds” means any outstanding Parity Bonds that are eligible to be defeased pursuant to the Omnibus Defeasance Ordinance.

“Director of Finance” or **“Director”** means the City’s Director of Finance or such other officer who succeeds to substantially all of the responsibilities of that office.

“DTC” means The Depository Trust Company, New York, New York.

“Event of Default” has the meaning given in subsection 25(a) of this ordinance.

“Fiscal Agent” means the fiscal agent of the State, as the same may be designated by the State from time to time.

“Future Parity Bond Ordinance” means any ordinance passed by the City Council providing for the issuance and sale of a series of Future Parity Bonds, and any other ordinance amending or supplementing the provisions of any such ordinance.

“Future Parity Bonds” means, with reference to any Series, all revenue bonds and obligations of the Municipal Water System (other than that Series and any other Parity Bonds then outstanding), issued or entered into after the Issue Date of such Series, the payment of which constitutes a charge and lien on Net Revenue equal in priority with the charge and lien upon such revenue for the payment of the amounts required to be paid into the Parity Bond Account in accordance with Section 15 of this ordinance. Future Parity Bonds may include Parity Payment Agreements and any other obligations issued in compliance with the Parity Conditions.

“Government Obligations” means, unless otherwise limited in the Bond Documents for a particular Series of the Bonds, any government obligation as that term is defined in RCW 39.53.010, as amended at any time.

“Gross Revenue” means (a) all income, revenues, receipts, and profits derived by the City through the

ownership and operation of the Municipal Water System; (b) the proceeds received by the City directly or indirectly from the sale, lease, or other disposition of any of the properties, rights or facilities of the Municipal Water System; (c) Payment Agreement Receipts, to the extent that such receipts are not offset by Payment Agreement Payments; and (d) the investment income earned on money held in any fund or account of the City, including any bond redemption funds and the accounts therein, in connection with the ownership and operation of the Municipal Water System. Gross Revenue does not include: (a) income derived from investments irrevocably pledged to the payment of any defeased bonds payable from Gross Revenue; (b) investment income set aside for or earned on money in any fund or account created or maintained solely for the purpose of complying with the arbitrage rebate provisions of the Code; (c) any gifts, grants, donations, or other funds received by the City from any State or federal agency or other person if such gifts, grants, donations, or other funds are the subject of any limitation or reservation imposed by the donor or grantor or imposed by law or administrative regulation to which the donor or grantor is subject, limiting the application of such funds in a manner inconsistent with the application of Gross Revenue hereunder; (d) the proceeds of any borrowing for capital improvements (or the refinancing thereof); (e) the proceeds of any liability or other insurance, including but not limited to insurance proceeds compensating the City for the loss of a capital asset, but excluding business interruption insurance or other insurance of like nature insuring against the loss of revenues; (f) general *ad valorem* taxes, excise taxes and special assessments (other than ULID Assessments), including interest and penalties thereon; and (g) earnings of any separate utility system that may be created, acquired, or constructed by the City pursuant to Section 19 of this ordinance.

“Independent Utility Consultant” means an independent person or firm having a favorable reputation for skill and experience with municipal water systems of comparable size and character to the Municipal Water System in such areas as are relevant to the purpose for which they were retained.

“Issue Date” means, with respect to a Bond, the initial date on which that Bond is issued and delivered to the initial Purchaser in exchange for its purchase price.

“Letter of Representations” means the Blanket Issuer Letter of Representations between the City and DTC dated October 4, 2006, as amended at any time, or an agreement with a substitute or successor Securities Depository.

“Maximum Annual Debt Service” means, at the time of calculation, the maximum amount of Annual Debt Service that shall become due in the current calendar year or in any future calendar year with respect to the Parity Bonds then outstanding.

“MSRB” means the Municipal Securities Rulemaking Board.

“Municipal Water System” means the water system of the City as it now exists, and all additions thereto and betterments and extensions thereof at any time made, together with any utility systems of the City hereafter combined with the Municipal Water System. The Municipal Water System shall not include any separate utility system that may be created, acquired, or constructed by the City as provided in Section 19 of this ordinance.

“Net Revenue” means, for any period, Gross Revenue less Operating and Maintenance Expense.

“Omnibus Defeasance Ordinance” means Ordinance 126226, as amended at any time, authorizing the defeasance of Defeasible Bonds (as such ordinance may be amended from time to time), or any future ordinance pursuant to which the Bonds (or any Series of the Bonds) are designated as Defeasible Bonds.

“Omnibus Refunding Ordinance” means Ordinance 125714, as amended at any time, authorizing the issuance of Refunding Parity Bonds (as such ordinance may be amended from time to time), or any future ordinance pursuant to which the Bonds (or any Series of the Bonds) are designated as “Refundable Bonds.”

“Operating and Maintenance Expense” means all expenses incurred by the City in causing the Municipal Water System to be operated and maintained in good repair, working order and condition, including without limitation: (a) deposits, premiums, assessments, or other payments for insurance, if any, on the Municipal Water System; (b) payments into pension funds; (c) State-imposed taxes; (d) amounts due under Contract Resource Obligations in accordance with Section 20 of this ordinance; (e) payments made to another

person or entity for the receipt of water supply or transmission or other commodity or service; and (f) payments with respect to any other expenses of the Municipal Water System that are properly treated as Operating and Maintenance Expense under generally accepted accounting principles applicable to municipal corporations, including payments (other than payments out of proceeds of Parity Bonds or other obligations not issued to pay current expenses of the Municipal Water System) into reasonable reserves for items of operating or maintenance expense the payment of which is not immediately required. Operating and Maintenance Expense does not include: depreciation, amortization or other similar recognitions of non-cash expense items made for accounting purposes only including non-cash pension expense; taxes levied or imposed by the City or payments in lieu of City taxes; payments of claims or judgments; or capital additions or capital replacements of the Municipal Water System.

“Outstanding Parity Bond Ordinances” means those ordinances authorizing the issuance and sale of the Outstanding Parity Bonds, as identified in Exhibit A to this ordinance.

“Outstanding Parity Bonds” means those outstanding Parity Bonds identified in Exhibit A to this ordinance. When used in reference to a particular date (or in reference to a particular series of Parity Bonds), Outstanding Parity Bonds shall mean those Parity Bonds, including any Parity Bonds issued subsequent to the effective date of this ordinance, that are outstanding as of that date (or as of the Issue Date of the referenced series of Parity Bonds).

“Owner” means, without distinction, the Registered Owner and the Beneficial Owner of a Bond.

“Parity Bond Account” means the Water Revenue Parity Bond Account created by Ordinance 116705 in the Water Fund for the purpose of paying and securing payment of the principal of and interest on Parity Bonds.

“Parity Bond Documents” means those Bond Documents applicable to a series of Parity Bonds.

“Parity Bond Ordinance” means any ordinance passed by the City Council providing for the issuance and sale of a series of Parity Bonds, and any other ordinance amending or supplementing the provisions of any

Parity Bond Ordinance.

“Parity Bonds” means the Outstanding Parity Bonds, each Series of the Bonds, and any Future Parity Bonds then outstanding. Parity Bonds may include Parity Payment Agreements in accordance with Section 17 of this ordinance.

“Parity Certificate” means a certificate delivered pursuant to Section 17 of this ordinance for purposes of satisfying the Parity Conditions in connection with the issuance of Future Parity Bonds.

“Parity Conditions” means (a) for purposes of establishing that a Series of the Bonds may be issued on parity with the Parity Bonds outstanding as of the Issue Date of such Series, the conditions for issuing Future Parity Bonds set forth in the Parity Bond Ordinances relating to those Parity Bonds that are then outstanding; and (b) for purposes of issuing Future Parity Bonds on parity with a Series of the Bonds, the conditions described in subsection (a) of this definition, together with the conditions set forth in Section 17 of this ordinance.

“Parity Payment Agreement” means a Payment Agreement which is entered into in compliance with the Parity Conditions and under which the City’s payment obligations are expressly stated to constitute a charge and lien on Net Revenue equal in rank with the charge and lien upon such Net Revenue required to be paid into the Parity Bond Account to pay and secure the payment of interest on Parity Bonds. For purposes of determining percentages of ownership of Parity Bonds under this ordinance or under applicable Parity Bond Documents, Parity Payment Agreements shall be deemed to have no principal amount, and any notice, consent, or similar rights (if any) shall be determined only as set forth in the applicable Parity Payment Agreement.

“Payment Agreement” means a written agreement entered into by the City and a Qualified Counterparty, as authorized by any applicable laws of the State, for the purpose of managing or reducing the City’s exposure to fluctuations or levels of interest rates, or for other interest rate, investment, or asset or liability management purposes, and that provides for (i) an exchange of payments based on interest rates, or ceilings or floors on such payments; (ii) options on such payments; (iii) any combination of the foregoing; or

(iv) any similar device. A Payment Agreement may be entered into on either a current or forward basis. A Payment Agreement must be entered into in connection with (or incidental to) the issuance, incurring, or carrying of particular bonds, notes, bond anticipation notes, commercial paper, or other obligations for borrowed money (which may include leases, installment purchase contracts, or other similar financing agreements or certificates of participation in any of the foregoing).

“Payment Agreement Payments” means the amounts periodically required to be paid by the City to a Qualified Counterparty pursuant to a Payment Agreement.

“Payment Agreement Receipts” means the amounts periodically required to be paid by a Qualified Counterparty to the City pursuant to a Payment Agreement.

“Permitted Investments” means any investments or investment agreements permitted for the investment of City funds under the laws of the State, as amended at any time.

“Plan of Additions” means, together, the CIP and the Water System Plan, as modified at any time. The Plan of Additions includes (a) the purchase and installation of all materials, supplies, appliances, equipment and facilities; (b) the acquisition of all permits, franchises, property and property rights, and other capital assets; and (c) all engineering, consulting and other professional services and studies (whether performed by the City or by other public or private entities), each as necessary or convenient to carry out the Plan of Additions. The Plan of Additions includes all amendments, updates, supplements or replacements to the CIP or the Water System Plan, all of which automatically shall constitute amendments to the Plan of Additions. The Plan of Additions also may be modified to include other improvements, without amending the CIP or the Water System Plan, if the City determines by ordinance that those amendments or other improvements constitute a system or plan of additions to or betterments or extensions of the Municipal Water System.

“Pricing Certificate” means a certificate executed by the Director of Finance as of the pricing date confirming the Bond Sale Terms for the sale of a Series of Bonds to the Purchaser in a competitive sale, in accordance with the parameters set forth in Section 5 of this ordinance.

“Principal and Interest Subaccount” means the subaccount of that name created in the Parity Bond Account for the payment of the principal of and interest on Parity Bonds.

“Purchaser” means the entity or entities who have been selected by the Director of Finance in accordance with this ordinance as underwriter, purchaser, or successful bidder in a sale of any Series.

“Qualified Counterparty” means a party (other than the City or a party related to the City) who is the other party to a Payment Agreement, (a)(i) whose senior debt obligations are rated in one of the three highest rating categories of each Rating Agency (without regard to any gradations within a rating category), or (ii) whose obligations under the Payment Agreement are guaranteed for the entire term of the Payment Agreement by a bond insurer or other institution that has been assigned a credit rating in one of the two highest rating categories (without regard to any gradations within a rating category) of each Rating Agency; and (b) who is otherwise qualified to act as the other party to a Payment Agreement under any applicable laws of the State.

“Qualified Insurance” means any Bond Insurance that, as of the time of issuance of such credit enhancement device, is provided by an entity rated in one of the two highest rating categories (without regard to any gradations within a rating category) by at least two nationally recognized rating agencies.

“Qualified Letter of Credit” means any letter of credit, standby bond purchase agreement, or other liquidity facility issued by a financial institution for the account of the City in connection with the issuance of any Parity Bonds, which institution maintains an office, agency or branch in the United States and, as of the time of issuance of such instrument, is rated in one of the two highest rating categories (without regard to any gradations within such rating categories) by at least two nationally recognized rating agencies.

“Rate Stabilization Account” means the account of that name created in the Water Fund pursuant to Ordinance 116705 and redesignated for accounting purposes as the Revenue Stabilization Subfund of the Water Fund pursuant to Ordinance 120875.

“Rating Agency” means any nationally recognized rating agency then maintaining a rating on a series of then outstanding Parity Bonds at the request of the City.

“RBI” means *The Bond Buyer* Revenue Bond Index or comparable index, or, if no comparable index can be obtained, 80 percent of the interest rate for actively traded 30-year United States Treasury obligations.

“Record Date” means, unless otherwise defined in the Bond Documents, in the case of each interest or principal payment date, the Bond Registrar’s close of business on the 15th day of the month preceding the interest or principal payment date. With regard to redemption of a Bond prior to its maturity, the Record Date shall mean the Bond Registrar’s close of business on the day prior to the date on which the Bond Registrar sends the notice of redemption to the Registered Owner(s) of the affected Bonds.

“Refundable Bonds” means Parity Bonds that may be refunded pursuant to the Omnibus Refunding Ordinance.

“Refunding Parity Bonds” means Future Parity Bonds that satisfy the applicable Parity Conditions and are issued pursuant to the Omnibus Refunding Ordinance, or other Future Parity Bond Ordinance, for the purpose of refunding any Refundable Bonds.

“Registered Owner” means, with respect to a Bond, the person in whose name that Bond is registered on the Bond Register. For so long as a Series of the Bonds is in Book-Entry Form under the Letter of Representations, the Registered Owner of such Series shall mean the Securities Depository.

“Reserve Covenant Date” means the earlier of (a) the date on which the City has obtained consents of the requisite percentage of Registered Owners of the Parity Bonds then outstanding, in accordance with the provisions of the applicable Outstanding Parity Bond Documents; or (b) the date on which all of the following Outstanding Parity Bonds have been redeemed or defeased: Water System Revenue Bonds, 2010A (Taxable Build America Bonds - Direct Payment), Water System Refunding Revenue Bonds, 2012, and Water System Improvement and Refunding Revenue Bonds, 2015.

“Reserve Requirement” means the lesser of (a) Maximum Annual Debt Service on all Parity Bonds outstanding at the time of calculation, or (b) 1.25 times Average Annual Debt Service on all Parity Bonds outstanding at the time of calculation. In no event shall the Reserve Requirement exceed 10 percent of the

proceeds of each series of Parity Bonds then outstanding, determined as of the Issue Date of each such series.

From and after the Reserve Covenant Date, the Reserve Requirement shall mean the lesser of (a) Maximum Annual Debt Service on all Covered Parity Bonds outstanding at the time of calculation, or (b) 1.25 times Average Annual Debt Service on all Covered Parity Bonds outstanding at the time of calculation. In no event shall the Reserve Requirement exceed the sum of 10 percent of the proceeds of each series of Covered Parity Bonds then outstanding, determined as of the Issue Date of each such series.

“Reserve Security” means any Qualified Insurance or Qualified Letter of Credit obtained by the City to satisfy part or all of the Reserve Requirement, and that is not cancelable on less than three years’ notice.

“Reserve Subaccount” means the subaccount of that name created in the Parity Bond Account for the purpose of securing the payment of the principal of and interest on Parity Bonds.

“Rule 15c2-12” means Rule 15c2-12 promulgated by the SEC under the Securities Exchange Act of 1934 as amended.

“SEC” means the United States Securities and Exchange Commission.

“Securities Depository” means DTC, any successor thereto, any substitute securities depository selected by the City, or the nominee of any of the foregoing. Any successor or substitute Securities Depository must be qualified under applicable laws and regulations to provide the services proposed to be provided by it.

“Serial Bonds” means Parity Bonds maturing in specified years and for which no Sinking Fund Requirements are mandated.

“Series” means a series of the Bonds issued pursuant to this ordinance.

“Sinking Fund Account” means any account created in the Parity Bond Account to amortize the principal of or make mandatory redemptions of Term Bonds.

“Sinking Fund Requirement” means, for any calendar year, the principal amount and premium, if any, of Term Bonds required to be purchased, redeemed, paid at maturity or paid into any Sinking Fund Account for such calendar year, as established pursuant to the Bond Documents relating to such Term Bonds.

“State” means the State of Washington.

“State Auditor” means the office of the Auditor of the State or such other department or office of the State authorized and directed by State law to make audits.

“System of Registration” means the system of registration for the City’s bonds and other obligations established pursuant to Seattle Municipal Code Chapter 5.10 as amended.

“Tax Credit Subsidy Bond” means any Taxable Bond that is designated by the City as a tax credit bond pursuant to the Code, and which is further designated as a “qualified bond” under Section 6431 or similar provision of the Code, and with respect to which the City is eligible to claim a Tax Credit Subsidy Payment.

“Tax Credit Subsidy Payment” means a payment by the federal government with respect to a Tax Credit Subsidy Bond.

“Tax-Exempt Bond” means any Parity Bond the interest on which is intended, as of the Issue Date, to be excludable from gross income for federal income tax purposes.

“Taxable Bond” means any Parity Bond the interest on which is not intended, as of the Issue Date, to be excludable from gross income for federal income tax purposes.

“Term Bond” means any Parity Bond that is issued subject to mandatory redemption in Sinking Fund Requirements prior to its maturity date.

“ULID” means a utility local improvement district of the City created for the acquisition or construction of additions to and betterments and extensions of the Municipal Water System.

“ULID Assessments” means all assessments levied and collected in a ULID, if and only if those assessments are pledged to be paid into the Parity Bond Account, in which case they shall be included in Gross Revenue. ULID Assessments shall include all installments of principal, payments of interest, and penalties and interest on delinquencies, but shall not include any prepaid assessments paid into a construction fund or account.

“Valuation Date” means, with respect to any Capital Appreciation Bond, the date or dates, determined

as set forth in the applicable Parity Bond Documents, on which specific Accreted Values are assigned to that Capital Appreciation Bond.

“Variable Interest Rate” means any interest rate that fluctuates during the stated term of a Parity Bond (or during a stated period during which the Parity Bond is designated as a Variable Interest Rate Bond), whether due to a remarketing, a market index reset, or other mechanism set forth in the applicable Bond Documents. The Bond Documents for any Series of the Bonds bearing interest at a Variable Interest Rate shall set forth: (a) the available method(s) of computing interest (the “interest rate modes”); (b) the particular period or periods of time (or manner of determining such period or periods of time) for which each value of such Variable Interest Rate (or each interest rate mode) shall remain in effect; (c) provisions for conversion from one interest rate mode to another and for setting or resetting the interest rates; and (d) the time or times upon which any change in such Variable Interest Rate (or any conversion of interest rate modes) shall become effective.

“Variable Interest Rate Bond” means, for any period of time, any Parity Bond that bears interest at a Variable Interest Rate during that period. A Parity Bond shall not be treated as a Variable Interest Rate Bond if the net economic effect of: (a) interest rates on a particular series of Parity Bonds, as set forth in the applicable Bond Documents, and (b) either (i) interest rates on another series of Parity Bonds issued at substantially the same time, or (ii) a Payment Agreement related to that particular series of Parity Bonds, is to produce obligations that bear interest at a fixed rate. A Parity Bond with respect to which a Payment Agreement is in force shall be treated as a Variable Interest Rate Bond if the net economic effect of the Payment Agreement is to produce an obligation that bears interest at a Variable Interest Rate.

“Water Fund” means the fund of that name into which is paid the Gross Revenue of the Municipal Water System.

“Water System Plan” means the long-range water system plan known as the 2019 Water System Plan adopted by the City in Ordinance 125687, as that plan may be amended, updated, supplemented, or replaced from time to time.

Section 2. **Adoption of Plan of Additions.** The City specifies, adopts, and orders the Plan of Additions to be carried out as generally provided for in the documents comprising the Plan of Additions. The estimated cost of the Plan of Additions, as near as may be determined, is declared to be approximately \$1.03 billion, of which approximately \$106 million is expected to be financed from proceeds of the Bonds and investment earnings thereon.

Section 3. **Authorization of Bonds; Due Regard Finding.**

(a) **The Bonds.** The City is authorized to issue Municipal Water System revenue bonds, payable from the sources described in Section 13 of this ordinance, in the maximum principal amount stated in Section 5 of this ordinance, to provide funds (a) to pay or reimburse part of the cost of carrying out the Plan of Additions; (b) to provide for the Reserve Requirement (if necessary); (c) to capitalize interest on (if necessary) and pay the costs of issuance of the Bonds; and (d) for other Municipal Water System purposes approved by ordinance. The Bonds may be issued in one or more Series and may be combined with other Municipal Water System revenue bonds (including Refunding Parity Bonds) authorized separately. The Bonds shall be designated Water System Revenue Bonds and shall be numbered separately and shall have any name, year, series, or other labels as deemed necessary or appropriate by the Director of Finance.

(b) **City Council Finding.** The City Council finds that, in creating the Parity Bond Account and in fixing the amounts to be paid into it in accordance with this ordinance and the parameters for the Bond Sale Terms set forth in Section 5 of this ordinance, the City Council has exercised due regard for the cost of operation and maintenance of the Municipal Water System, and is not setting aside into the Parity Bond Account a greater amount than in the judgment of the City Council, based on the rates established from time to time consistent with subsection 16(b) of this ordinance, will be sufficient, in the judgment of the City Council, to meet all expenses of operation and maintenance of the Municipal Water System and to provide the amounts previously pledged for the payment of all outstanding obligations payable out of Gross Revenues and pledged for the payment of the Bonds. Therefore, the City Council finds that the issuance and sale of the Bonds is in the

best interest of the City and the public interest.

Section 4. **Manner of Sale of Bonds**. The Director of Finance may provide for the sale of each Series by competitive sale, negotiated sale, limited offering, or private placement and may select and enter into agreements with remarketing agents or providers of liquidity with respect to Variable Interest Rate Bonds. The Purchaser of each Series shall be chosen through a selection process acceptable to the Director of Finance. The Director of Finance is authorized to specify a date and time of sale and a date and time for the delivery of each Series; in the case of a competitive sale, to provide an official notice of sale including bid parameters and other bid requirements, and to provide for the use of an electronic bidding mechanism; to determine matters relating to a forward or delayed delivery of the Bonds; and to determine such other matters and take such other action as, in the Director's determination, may be necessary, appropriate, or desirable in order to carry out the sale of each Series. Each Series must be sold on Bond Sale Terms consistent with the parameters set forth in Section 5 of this ordinance.

Section 5. **Appointment of Designated Representative; Bond Sale Terms**.

(a) **Designated Representative**. The Director of Finance is appointed to serve as the City's designated representative in connection with the issuance and sale of the Bonds in accordance with RCW 39.46.040(2) and this ordinance.

(b) **Parameters for Bond Sale Terms**. The Director of Finance is authorized to approve, on behalf of the City, Bond Sale Terms for the sale of the Bonds in one or more Series, and, in connection with each such sale, to execute a Bond Purchase Contract (or, in the case of a competitive sale, a Pricing Certificate) confirming the Bond Sale Terms and such related agreements as may be necessary or desirable, consistent with the following parameters:

(i) **Maximum Principal Amount**. The maximum aggregate principal amount of all Series of the Bonds authorized by this ordinance is not to exceed \$106 million.

(ii) **Date or Dates**. Each Bond shall be dated its Issue Date, as determined by the Director of

Finance. The initial Issue Date (without restricting any reissuance date with respect to a Series of Variable Interest Rate Bonds) may be no later than December 31, 2027.

(iii) **Denominations.** The Bonds shall be issued in Authorized Denominations.

(iv) **Interest Rate(s).** Each Bond shall bear interest from its Issue Date or from the most recent date to which interest has been paid or duly provided, whichever is later, unless otherwise provided in the applicable Bond Documents. Each Series of the Bonds shall bear interest at one or more fixed interest rates or Variable Interest Rates. The true interest cost for any fixed rate Series may not exceed a rate of 10 percent per annum. The Bond Documents for any Series may provide for multiple interest rates and interest rate modes, and may provide conditions and mechanisms for the Director of Finance to effect a conversion from one mode to another. Nothing in this ordinance shall be interpreted to prevent the Bond Documents for any Series from including a provision for adjustments to interest rates during the term of the Series upon the occurrence of certain events specified in the applicable Bond Documents.

(v) **Payment Dates.** Interest shall be payable on dates acceptable to the Director of Finance. Principal shall be payable on dates acceptable to the Director of Finance, which shall include payment at the maturity of each Bond, in accordance with any Sinking Fund Requirements applicable to Term Bonds, and otherwise in accordance with any redemption or tender provisions.

(vi) **Final Maturity.** Each Bond shall mature no later than 40 years after its Issue Date.

(vii) **Redemption Prior to Maturity.** The Bond Sale Terms may include redemption and tender provisions, as determined by the Director of Finance in the Director's discretion, consistent with Section 8 of this ordinance and subject to the following:

(A) **Optional Redemption.** The Director of Finance may designate any Bond as subject to optional redemption prior to its maturity, consistent with subsection 8(a) of this ordinance. Any Bond that is subject to optional redemption prior to maturity must be callable on at least one or more dates occurring not more than 10-1/2 years after the Issue Date.

(B) Mandatory Redemption. The Director of Finance may designate any Bond as a Term Bond, subject to mandatory redemption prior to its maturity on the dates and in principal payment amounts set forth in Sinking Fund Requirements, consistent with subsection 8(b) of this ordinance.

(C) Extraordinary Redemptions. The Director of Finance may designate any Bond as subject to extraordinary optional redemption or extraordinary mandatory redemption upon the occurrence of an extraordinary event, as such event or events may be set forth in the applicable Bond Documents, consistent with subsection 8(c) of this ordinance.

(D) Tender Options. The Director of Finance may designate any Variable Interest Rate Bond as subject to tender options, as set forth in the applicable Bond Documents.

(viii) Price. The Director of Finance may approve in the Bond Sale Terms an aggregate purchase price for each Series of the Bonds that is, in the Director's judgment, the price that produces the most advantageous borrowing cost for the City, consistent with the parameters set forth in this ordinance and in any applicable bid documents.

(ix) Other Terms and Conditions.

(A) Expected Life of Capital Facilities. As of the Issue Date of each Series, the Director of Finance must find to the Director's satisfaction that the average expected life of the capital facilities to be financed with the proceeds (or allocable share of proceeds) of that Series must exceed the weighted average maturity of such Series (or share thereof) allocated to financing those capital facilities.

(B) Parity Conditions Satisfied. As of the Issue Date of each Series, the Director of Finance must find that the Parity Conditions have been met or otherwise satisfied, so that such Series is permitted to be issued as Parity Bonds.

(C) Additional Terms, Conditions, and Agreements. The Bond Sale Terms for any Series may provide for Bond Insurance, a Reserve Security, Qualified Letter of Credit, credit enhancement, or any Payment Agreement as the Director of Finance may find necessary or desirable. The Bond Sale Terms for

any Series may provide for multiple interest rate modes and may include provisions for conversion from any interest rate mode to any other mode. To that end, the Bond Sale Terms may include such additional terms, conditions, and covenants as may be necessary or desirable, including but not limited to: restrictions on investment of Bond proceeds and pledged funds (including any escrow established for the defeasance of the Bonds); provisions for the conversion of interest rate modes; provisions for the reimbursement of a credit enhancement provider or Qualified Counterparty; and requirements to give notice to or obtain the consent of a credit enhancement provider or a Qualified Counterparty. The Director of Finance is authorized to execute, on behalf of the City, such additional certificates and agreements as may be necessary or desirable to reflect such terms, conditions, and covenants.

(D) **Reserve Requirement.** The Bond Sale Terms must establish whether the Series is to be treated as Covered Parity Bonds and must establish the method of providing for the Reserve Requirement, consistent with Section 15 of this ordinance.

(E) **Tax Status of the Bonds.** The Director of Finance may determine that any Series of the Bonds may be designated or qualified as Tax-Exempt Bonds, Taxable Bonds, or Tax Credit Subsidy Bonds, consistent with Section 22 of this ordinance.

Section 6. **Bond Registrar; Registration and Transfer of Bonds.**

(a) **Registration and Bond Registrar.** The Bonds shall be issued only in registered form as to both principal and interest and shall be recorded on the Bond Register. The Fiscal Agent is appointed to act as Bond Registrar for each Series of the Bonds, unless otherwise determined by the Director of Finance.

(b) **Transfer and Exchange of Bonds.** The Bond Registrar shall keep, or cause to be kept, sufficient books for the registration and transfer of the Bonds, which shall be open to inspection by the City at all times. The Bond Register shall contain the name and mailing address of the Registered Owner of each Bond and the principal amount and number of each of the Bonds held by each Registered Owner.

The Bond Registrar is authorized, on behalf of the City, to authenticate and deliver Bonds transferred or

exchanged in accordance with the provisions of the Bonds and this ordinance, to serve as the City's paying agent for the Bonds and to carry out all of the Bond Registrar's powers and duties under this ordinance and the System of Registration.

The Bond Registrar shall be responsible for its representations contained in the Bond Registrar's certificate of authentication on the Bonds. The Bond Registrar may become an Owner of Bonds with the same rights it would have if it were not the Bond Registrar and, to the extent permitted by law, may act as depository for and permit any of its officers or directors to act as members of, or in any other capacity with respect to, any committee formed to protect the rights of Owners.

Bonds surrendered to the Bond Registrar may be exchanged for Bonds in any Authorized Denomination of an equal aggregate principal amount and of the same Series, interest rate, and maturity. Bonds may be transferred only if endorsed in the manner provided thereon and surrendered to the Bond Registrar. Any exchange or transfer shall be without cost to an Owner or transferee. The Bond Registrar shall not be obligated to exchange or transfer any Bond during the period between the Record Date and the corresponding interest payment or principal redemption date.

(c) Securities Depository; Book-Entry Form. Unless otherwise determined by the Director of Finance, the Bonds initially shall be issued in Book-Entry Form and registered in the name of the Securities Depository. The Bonds so registered shall be held fully immobilized in Book-Entry Form by the Securities Depository in accordance with the provisions of the Letter of Representations. Neither the City nor the Bond Registrar shall have any responsibility or obligation to participants of the Securities Depository or the persons for whom they act as nominees with respect to the Bonds regarding the accuracy of any records maintained by the Securities Depository or its participants of any amount in respect of principal of or interest on the Bonds, or any notice that is permitted or required to be given to Registered Owners hereunder (except such notice as is required to be given by the Bond Registrar to the Securities Depository). Registered ownership of a Bond initially held in Book-Entry Form, or any portion thereof, may not be transferred except: (i) to any successor

Securities Depository; (ii) to any substitute Securities Depository appointed by the City or such substitute Securities Depository's successor; or (iii) to any person if the Bond is no longer held in Book-Entry Form.

Upon the resignation of the Securities Depository from its functions as depository, or upon a determination by the Director of Finance to discontinue utilizing the then-current Securities Depository, the Director of Finance may appoint a substitute Securities Depository. If the Securities Depository resigns from its functions as depository and no substitute Securities Depository can be obtained, or if the Director of Finance determines not to utilize a Securities Depository, then the Bonds shall no longer be held in Book-Entry Form and ownership may be transferred only as provided in this ordinance.

Nothing in this ordinance shall prevent the Bond Sale Terms from providing that a Series of the Bonds shall be issued in certificated form without utilizing a Securities Depository, and that the Bonds of such Series shall be registered as of their Issue Date in the names of the Owners thereof, in which case ownership may be transferred only as provided in this ordinance.

(d) **Lost or Stolen Bonds.** In case any Bond or Bonds shall be lost, stolen, or destroyed, the Bond Registrar may authenticate and deliver a new Bond or Bonds of like amount, date, tenor, and effect to the Registered Owner(s) thereof upon the Registered Owner(s)' paying the expenses and charges of the City in connection therewith and upon filing with the Bond Registrar evidence satisfactory to the Bond Registrar that such Bond or Bonds were actually lost, stolen or destroyed and of Registered Ownership thereof, and upon furnishing the City with indemnity satisfactory to both the City and the Bond Registrar.

Section 7. **Payment of Bonds.**

(a) **Payment.** Each Bond shall be payable in lawful money of the United States of America on the dates and in the amounts as provided in the Bond Documents applicable to that Series. Principal of and interest on each Bond issued as a Parity Bond shall be payable solely out of the Parity Bond Account and shall not be a general obligation of the City. No Bonds of any Series shall be subject to acceleration under any circumstances.

(b) **Bonds Held In Book-Entry Form.** Principal of and interest on each Bond held in Book-Entry Form

shall be payable in the manner set forth in the Letter of Representations.

(c) **Bonds Not Held In Book-Entry Form.** Interest on each Bond not held in Book-Entry Form shall be payable by electronic transfer on the interest payment date, or by check or draft of the Bond Registrar mailed on the interest payment date to the Registered Owner at the address appearing on the Bond Register on the Record Date. The City, however, is not required to make electronic transfers except pursuant to a request by a Registered Owner in writing received at least ten days prior to the Record Date and at the sole expense of the Registered Owner. Principal of each Bond not held in Book-Entry Form shall be payable upon presentation and surrender of the Bond by the Registered Owner to the Bond Registrar.

Section 8. **Redemption and Purchase of Bonds.**

(a) **Optional Redemption.** All or some of the Bonds may be subject to redemption prior to their stated maturity dates at the option of the City at the times and on the terms set forth in the applicable Bond Documents.

(b) **Mandatory Redemption.** All or some of the Bonds of any Series may be designated as Term Bonds, subject to mandatory redemption in Sinking Fund Requirements, as set forth in the applicable Bond Documents. If not redeemed or purchased at the City's option prior to maturity, Term Bonds (if any) must be redeemed at a price equal to 100 percent of the principal amount to be redeemed, plus accrued interest, on the dates and in the years and Sinking Fund Requirements as set forth in the applicable Bond Documents.

If the City optionally redeems or purchases a principal portion of a Term Bond prior to its maturity, the principal amount so redeemed or purchased (irrespective of its redemption or purchase price) shall be credited against the remaining mandatory redemption installment payments for that Term Bond in the manner directed by the Director of Finance. In the absence of direction by the Director of Finance, credit shall be allocated to each mandatory redemption installment payment for that Term Bond on a pro rata basis.

(c) **Extraordinary Redemption.** All or some of the Bonds of any Series may be subject to extraordinary optional redemption or extraordinary mandatory redemption prior to maturity upon the

occurrence of an extraordinary event, at the prices, in the principal amounts, and on the dates, all as set forth in the applicable Bond Documents.

(d) **Selection of Bonds for Redemption; Partial Redemption.** If fewer than all of the outstanding Bonds of a Series are to be redeemed at the option of the City, the Director of Finance shall select the maturity or maturities to be redeemed. If less than all of the principal amount of a maturity of the selected Series is to be redeemed and, if such Series is held in Book-Entry Form, the portion of such maturity to be redeemed shall be selected for redemption by the Securities Depository in accordance with the Letter of Representations. If the Series selected for redemption is not then held in Book-Entry Form, the portion of such maturity to be redeemed shall be selected by the Bond Registrar randomly in such manner as the Bond Registrar shall determine. All or a portion of the principal amount of any Bond that is to be redeemed may be redeemed in any applicable Authorized Denomination. If less than all of the outstanding principal amount of any Bond is redeemed, upon surrender of that Bond to the Bond Registrar there shall be issued to the Registered Owner, without charge, a new Bond (or Bonds, at the option of the Registered Owner) of the same Series, maturity, and interest rate in any Authorized Denomination in the aggregate principal amount to remain outstanding.

(e) **Purchase.** The City reserves the right and option to purchase any or all of the Bonds at any time at any price acceptable to the City plus accrued interest to the date of purchase.

Section 9. **Notice of Redemption; Rescission of Notice.** Unless otherwise set forth in the applicable Bond Documents, the City must cause notice of any intended redemption of Bonds to be given not fewer than 20 nor more than 60 days prior to the date fixed for redemption by first class mail, postage prepaid, to the Registered Owner of any Bond to be redeemed at the address appearing on the Bond Register on the Record Date, and the requirements of this sentence shall be deemed to have been fulfilled when notice has been mailed as so provided, whether or not it is actually received by the Owner of any Bond. Interest on Bonds called for redemption shall cease to accrue on the date fixed for redemption unless the Bond or Bonds called are not redeemed when presented pursuant to the call.

In the case of an optional or extraordinary optional redemption, the notice may state that the City retains the right to rescind the redemption notice and the related optional redemption of Bonds by giving a notice of rescission to the affected Registered Owners at any time on or prior to the scheduled optional redemption date. Any notice of optional redemption that is rescinded by the Director of Finance shall be of no effect, and the Bonds for which the notice of optional redemption has been rescinded shall remain outstanding.

Section 10. **Failure to Pay Bonds**. If any Bond is not paid when properly presented at its maturity or redemption date, the City shall be obligated to pay, solely from the Parity Bond Account and the other sources pledged in this ordinance, interest on that Bond at the same rate provided on that Bond from and after its maturity or redemption date until that Bond, including principal, redemption premium (if any), and interest, is paid in full or until sufficient money for its payment in full is on deposit in the Parity Bond Account and that Bond has been called for payment by giving notice of that call to the Registered Owner of that Bond.

Section 11. **Form and Execution of Bonds**. The Bonds shall be typed, printed, or reproduced in a form consistent with the provisions of this ordinance and State law; shall be signed by the Mayor and Director of Finance, either or both of whose signatures may be manual or in facsimile; and the seal of the City or a facsimile reproduction thereof shall be impressed or printed thereon.

Only Bonds bearing a certificate of authentication in substantially the following form (with the designation, year, and Series adjusted consistent with this ordinance) and manually signed by the Bond Registrar shall be valid or obligatory for any purpose or entitled to the benefits of this ordinance: “This Bond is one of the fully registered The City of Seattle, Washington, [Water System Revenue Bonds], [Year], [Series], described in [this ordinance].” The authorized signing of a certificate of authentication shall be conclusive evidence that the Bond so authenticated has been duly executed, authenticated, and delivered and is entitled to the benefits of this ordinance.

If any officer whose manual or facsimile signature appears on a Bond ceases to be an officer of the City authorized to sign bonds before the Bond bearing the officer’s manual or facsimile signature is authenticated or

delivered by the Bond Registrar or issued by the City, that Bond nevertheless may be authenticated, issued, and delivered and, when authenticated, issued, and delivered, shall be as binding on the City as though that person had continued to be an officer of the City authorized to sign bonds. Any Bond also may be signed on behalf of the City by any person who, on the actual date of signing of the Bond, is an officer of the City authorized to sign bonds, although the person did not hold the required office on the Issue Date of that Series of the Bonds.

Section 12. **Construction Account; Deposit of Proceeds**. An account to be known as the Water System Construction Subaccount, 2025, is created in the Water System Construction Account within the Water Fund. After depositing accrued interest (if any) into the Principal and Interest Subaccount and depositing amounts necessary to provide for the Reserve Requirement (if any) into the Reserve Subaccount, the remaining principal proceeds of the sale of a Series of the Bonds shall be deposited into the Construction Account (or such other fund or account as may be directed by the Director of Finance) to be used (a) to pay part of the costs of carrying out the Plan of Additions, and (b) to pay capitalized interest on (if necessary) and the costs of issuance of the Series. Until needed to pay such costs, the City may temporarily invest principal proceeds and interest earned thereon in any Permitted Investments, and the investment earnings may be either (a) retained in the Construction Account to be spent for the purposes of that account, or (b) deposited in the Parity Bond Account, as determined by the Director of Finance.

Section 13. **Security for the Bonds; Parity with Outstanding Parity Bonds**. The Bonds shall be special limited obligations of the City payable from and secured solely by the Net Revenue (including all ULID Assessments, if any) and money in the Parity Bond Account and the subaccounts therein, *except that from and after the Reserve Covenant Date, money in the Reserve Subaccount shall secure only Covered Parity Bonds*. The Net Revenue (including all ULID Assessments, if any) is pledged to make the payments into the Parity Bond Account required by this ordinance. This pledge constitutes a charge and lien upon such Net Revenue prior and superior to all other liens and charges whatsoever.

The Bonds shall be issued on parity with the Outstanding Parity Bonds and all Future Parity Bonds,

without regard to date of issuance or authorization and without preference or priority of right or lien. Nothing in this ordinance prevents the City from issuing revenue bonds or other obligations that are a charge or lien upon Net Revenue subordinate to the payments required to be made from Net Revenue into the Parity Bond Account and the subaccounts therein. The City covenants that, for as long as any Bond is outstanding, it will not issue any other revenue obligations (or create any special fund or account therefor), that will have any priority over, or that will rank on a parity with, the payments required in respect of the Parity Bonds, and that it will issue Future Parity Bonds only accordance with Section 17 of this ordinance.

The Bonds shall not constitute general obligations of the City, the State, or any political subdivision of the State or a charge upon any general fund or upon any money or other property of the City, the State, or any political subdivision of the State not specifically pledged by this ordinance.

Section 14. **Priority Expenditure of Gross Revenue; Flow of Funds**. Gross Revenue shall be deposited as received in the Water Fund and used for the following purposes only in the following order of priority:

(a) To pay Operating and Maintenance Expense;

(b) To make, when due, all payments into the Principal and Interest Subaccount required to be made in order to pay the interest on and principal of all Parity Bonds (including all net payments under Parity Payment Agreements), and to make payments due under any agreement with a provider of a Reserve Security which agreement requires those payments to be treated on a parity of lien with the Parity Bonds;

(c) To make all payments required to be made (i) into the Reserve Subaccount with respect to Covered Parity Bonds, (ii) under any agreement with a provider of a Reserve Security, which agreement requires those payments to be treated on a parity of lien with the payments required to be made into the Reserve Subaccount, and (iii) *until the Reserve Covenant Date, into a special account in the Water Fund in accordance with the second paragraph in subsection 15(a)(ii) of this ordinance*;

(d) To make all payments required to be made into any revenue bond, note, warrant or other revenue

obligation redemption fund, debt service account, or reserve account created to pay and secure the payment of the principal of and interest on any revenue bonds or short-term obligations of the City having a charge and lien upon Net Revenue subordinate to the lien thereon for the payment of the principal of and interest on the Parity Bonds; and

(e) Without priority, for any of the following purposes: to retire by redemption or purchase any outstanding revenue bonds or revenue obligations of the Municipal Water System; to make necessary additions, betterments, improvements, repairs, extensions, and replacements of the Municipal Water System; to pay City taxes or other payments in lieu of taxes payable from Gross Revenue; to make deposits to the Rate Stabilization Account; or for any other lawful Municipal Water System purposes.

Section 15. **Parity Bond Account.** A special account of the City known as the Parity Bond Account has been previously created and shall be maintained as a separate account within the Water Fund for the sole purpose of paying the principal of and premium, if any, and interest on the Parity Bonds as the same shall become due. The Parity Bond Account consists of the Principal and Interest Subaccount and the Reserve Subaccount and may additionally include such subaccounts as the Director of Finance may deem necessary, so long as the maintenance of such subaccounts does not conflict with the rights of the owners of Parity Bonds. Principal of, premium (if any), and interest on the Parity Bonds shall be payable out of the Parity Bond Account.

(a) **Required Payments Into the Parity Bond Account.** So long as any Parity Bonds are outstanding (including amounts required under any Parity Payment Agreement), the City shall set aside and pay into the Parity Bond Account all ULID Assessments upon their collection and, out of Net Revenue, certain fixed amounts without regard to any fixed proportion, namely:

(i) Into the Principal and Interest Subaccount on or before each date on which interest on or principal of Parity Bonds (including Sinking Fund Requirements and net payments under any Parity Payment Agreements) shall become due and payable, an amount that will be sufficient, together with other money on

deposit therein, to pay such principal, interest, Sinking Fund Requirements, and net payments then due on Parity Payment Agreements as the same shall become due; and

(ii) Into the Reserve Subaccount, an amount necessary to provide for the Reserve Requirement within the time and in the manner required by this ordinance and the Bond Sale Terms. The amount necessary, if any, to satisfy the Reserve Requirement upon the issuance of a Series of the Bonds may be funded (A) on the Issue Date by a deposit of bond sale proceeds, available funds of the Municipal Water System, or a Reserve Security; or (B) in annual installments from Net Revenue so that the Reserve Requirement is fully funded by no later than the fifth anniversary of the Issue Date of such Series. The manner of funding the Reserve Requirement for the Bonds shall be set forth in the Bond Documents.

Until the Reserve Covenant Date, the requirements of this paragraph apply: On receipt of a notice of cancellation of any Reserve Security used to satisfy all or any part of the Reserve Requirement, the City shall either (A) substitute a Reserve Security in the amount required to make up the deficiency created in the Reserve Subaccount, or (B) create a special account in the Water Fund and deposit therein, on or before the 25th day of each of the 36 succeeding calendar months (commencing with the 25th day of the calendar month next following the date of the notice) 1/36 of the amount sufficient, together with other money and investments on deposit in the Reserve Subaccount, to equal the Reserve Requirement that will be in effect as of the date the cancellation becomes effective. Amounts on deposit in that special account shall not be available to pay debt service on Parity Bonds or for any other purpose of the City, and shall be transferred to the Reserve Subaccount on the effective date of any cancellation of a Reserve Security to make up all or part of the deficiency caused thereby. Amounts in that special account or in the Reserve Subaccount may be transferred back to the Water Fund and used for any purpose if and when a substitute Reserve Security is obtained. ***From and after the Reserve Covenant Date, the foregoing paragraph shall no longer be of any force or effect.***

To meet the required payments to be made into the Parity Bond Account, the Director of Finance may transfer any money from any funds or accounts of the City legally available therefor, except bond redemption

funds, refunding escrow funds or defeasance funds. The Director of Finance may provide for the purchase, redemption, or defeasance of any Parity Bonds by the use of money on deposit in any subaccount in the Parity Bond Account as long as the money remaining in those subaccounts is sufficient to satisfy the required deposits in those subaccounts for the remaining Parity Bonds.

(b) **Reserve Subaccount.** The Reserve Subaccount has been previously created and is maintained as a subaccount within the Parity Bond Account for the purpose of securing the payment of the principal of and interest on all Parity Bonds outstanding (including amounts due under any Parity Payment Agreements if required under such agreement). The City covenants that it will at all times, so long as any Covered Parity Bonds are outstanding, maintain the Reserve Subaccount at the Reserve Requirement (taking into account scheduled payments to fund the Reserve Requirement over time), as it is adjusted from time to time, except for withdrawals as authorized by this ordinance. Any withdrawals authorized below from subaccounts within the Reserve Subaccount shall be made on a pro rata basis except if the provider of a Reserve Security requires all cash and investments in the Reserve Subaccount to be withdrawn before draws are made on the Reserve Security, or unless the City receives an opinion of Bond Counsel to the effect that such pro rata withdrawal is not required to maintain the exclusion of interest on the Parity Bonds then outstanding from gross income for federal income tax purposes.

(i) **Use of Reserve Subaccount for Payment of Debt Service.** In the event of a deficiency in the Principal and Interest Subaccount to meet current installments of either principal (including Sinking Fund Requirements) or interest (including amounts payable under any Parity Payment Agreement), the Director of Finance may make withdrawals of money or proceeds of Reserve Security in the Reserve Subaccount. ***From and after the Reserve Covenant Date, the Reserve Subaccount shall secure the payment of principal of and interest on Covered Parity Bonds only and the withdrawals authorized by this paragraph shall be limited to the amounts necessary to meet maturing installments of either principal (or Sinking Fund Requirements) or interest (including net payments under Parity Payment Agreements) with respect only to Covered Parity***

Bonds. Any deficiency created in the Reserve Subaccount by reason of any such withdrawal or claim against a Reserve Security shall then be made up from the ULID Assessments and Net Revenue first available after making necessary provisions for the required payments into the Principal and Interest Subaccount.

(ii) **Application of Funds in Reserve Subaccount.** The money in the Reserve Subaccount may be applied to the payment of the last outstanding Covered Parity Bonds, and when the total amount in the Parity Bond Account (including investment earnings) equals the total amount of principal and interest for all then-outstanding Covered Parity Bonds to the last maturity thereof, no further payment need be made into the Parity Bond Account in respect of the Covered Parity Bonds. Money in the Reserve Subaccount (including investment earnings) in excess of the Reserve Requirement may be withdrawn and deposited in the Principal and Interest Subaccount and spent for the purpose of retiring Covered Parity Bonds or may be deposited in any other fund or account and spent for any other lawful Municipal Water System purpose.

(c) **Investment of Money in Parity Bond Account.** All money in the Parity Bond Account may be kept in cash or invested in Permitted Investments maturing not later than the date when needed (for investments in the Principal and Interest Subaccount) or the last maturity of any outstanding Parity Bonds (for investments in the Reserve Subaccount). In no event shall any money in the Parity Bond Account or any other money reasonably expected to be used to pay principal of and/or interest on the Parity Bonds be invested at a yield that would cause any Series issued as Tax-Exempt Bonds or Tax Credit Subsidy Bonds to be arbitrage bonds within the meaning of Section 148 of the Code. Income from investments in the Principal and Interest Subaccount shall be deposited in that subaccount. Income from investments in the Reserve Subaccount shall be deposited in that subaccount until the amount therein is equal to the Reserve Requirement for all Parity Bonds, and thereafter shall be deposited in the Principal and Interest Subaccount. Notwithstanding the provisions for deposit or retention of earnings in the Parity Bond Account, any earnings that are subject to a federal tax or rebate requirement may be withdrawn from the Parity Bond Account for deposit in a separate fund or account for that purpose. If no longer required for such rebate, money in that separate fund or account shall be returned

to the Parity Bond Account.

(d) **Failure to Deposit Money in Parity Bond Account.** If the City fails to set aside and pay into the Parity Bond Account, or the subaccounts therein, the amounts set forth in this ordinance, the registered owner of any of the outstanding Parity Bonds may bring action against the City for failure to make the required deposits to the Parity Bond Account only in accordance with Section 25 of this ordinance regarding Events of Default.

Section 16. **Parity Bond Covenants.** The City covenants with the Owner of each Bond at any time outstanding, as follows:

(a) **Operation and Maintenance.** The City will pay all Operating and Maintenance Expense and otherwise meet the obligations of the City under this ordinance. It will at all times maintain and keep the Municipal Water System in good repair, working order and condition, and will make all necessary and proper additions, betterments, renewals and repairs thereto, and improvements, replacements and extensions thereof, so that at all times the business carried on in connection therewith will be properly and advantageously conducted, and will at all times operate or cause to be operated the Municipal Water System and the business in connection therewith in an efficient manner and at a reasonable cost.

(b) **Establishment and Collection of Rates and Charges.** The City will establish, maintain, revise as necessary, and collect rates and charges for services and facilities provided by the Municipal Water System so that the Adjusted Net Revenue in each fiscal year will be at least equal to the Coverage Requirement. The failure of the City to comply with this covenant shall not be an Event of Default if the City promptly retains an Independent Utility Consultant to recommend to the City Council adjustments in the rates of the Municipal Water System necessary to meet the requirements of this covenant and if the City Council adopts the recommended modifications within 180 days of the date the failure became known to the City Council.

(c) **Sale or Disposition of the Municipal Water System.** The City may sell, transfer, or otherwise dispose of any of the works, plant, properties, facilities or other part of the Municipal Water System or any real

or personal property comprising a part of the Municipal Water System consistent only with one or more of the following:

(i) The City in its discretion may carry out such a sale, transfer, or disposition (each, a “transfer”) if the facilities or property transferred are not material to the operation of the Municipal Water System, or shall have become unserviceable, inadequate, obsolete, or unfit to be used in the operation of the Municipal Water System or are no longer necessary, material, or useful to the operation of the Municipal Water System; or

(ii) The City in its discretion may carry out such a transfer if the aggregate depreciated cost value of the facilities or property being transferred under this subsection in any fiscal year comprises no more than 5 percent of the total assets of the Municipal Water System; or

(iii) The City in its discretion may carry out such a transfer if the proceeds from such transfer are used to acquire new useful operating facilities or properties of the Municipal Water System, or are used to retire outstanding Parity Bonds or other revenue obligations of the Municipal Water System, if, at the time of such transfer, the City has on file a certificate of both the Director of Finance and the Director of Seattle Public Utilities (or any officer who succeeds to substantially all of the responsibilities of either office) demonstrating that, in such officers’ opinions, upon such transfer and the use of proceeds of the transfer as proposed by the City, the remaining facilities of the Municipal Water System will retain their operational integrity and, based on the financial statements for the most recent fiscal year available, the proposed transfer would not prevent the Municipal Water System from complying with the Coverage Requirement during the five fiscal years following the fiscal year in which the transfer is to occur. The certificate shall take into account (A) the reduction in revenue and expenses, if any, resulting from the transfer; (B) the use of any proceeds of the transfer for the redemption of Parity Bonds, (C) the estimate of revenue from customers anticipated to be served by any additions to and betterments and extensions of the Municipal Water System financed in part by the proposed portion of the proceeds of the transfer, and (D) any other adjustment permitted in the preparation of a certificate

under subsection 17(a)(vi) of this ordinance. Before such a transfer, the City also must obtain confirmation from each of the Rating Agencies to the effect that the rating then in effect will not be reduced or withdrawn upon such transfer.

(d) **Books and Records.** The City will keep proper books, records, and accounts with respect to the operations, income, and expenditures of the Municipal Water System in accordance with generally accepted accounting practices relating to municipal utilities and any applicable rules and regulations prescribed by the State, and will cause those books, records, and accounts to be audited on an annual basis by the State Auditor (or, if such audit is not made by the State Auditor within 270 days after the close of any fiscal year of the City, by a certified public accountant selected by the City). It will prepare annual financial and operating statements as soon as practicable after the close of each fiscal year showing in reasonable detail the financial condition of the Municipal Water System as of the close of the previous year and the income and expenses for such year, including the amounts paid into the Parity Bond Account and into any and all special funds or accounts created pursuant to the provisions of this ordinance, the status of all funds and accounts as of the end of such year, and the amounts expended for maintenance, renewals, replacements and capital additions to the Municipal Water System. Such statements shall be sent to the owner of any Parity Bond upon written request received by the City. The City may charge a reasonable cost for providing such financial statements.

(e) **Liens Upon the Municipal Water System.** Except as otherwise provided in this ordinance, the City will not at any time create or permit to accrue or to exist any lien or other encumbrance or indebtedness upon the Gross Revenue or any part thereof prior or superior to the lien thereon for the payment of the Parity Bonds, and will pay and discharge, or cause to be paid and discharged, any and all lawful claims for labor, materials or supplies that, if unpaid or not discharged, might become a lien or charge upon the Gross Revenue or any part thereof, prior or superior to, or on a parity with, the lien of the Parity Bonds, or which might impair the security of the Parity Bonds.

(f) **Collection of Delinquent Accounts; No Free Service.** On at least an annual basis, the City will

determine all accounts that are delinquent and will take such actions as the City determines are reasonably necessary to enforce payment of those delinquent accounts. Except to aid the poor or infirm and for fire-fighting purposes, it will not furnish or supply or permit the furnishing or supplying of any service or facility in connection with the operation of the Municipal Water System free of charge to any person, firm, or corporation, public or private.

(g) **Maintenance of Insurance.** The City will at all times carry fire and extended coverage, public liability and property damage, and such other forms of insurance with responsible insurers and with policies payable to the City on such of the buildings, equipment, works, plants, facilities, and properties of the Municipal Water System as are ordinarily carried by municipal or privately owned utilities engaged in the operation of like systems, and against such claims for damages as are ordinarily carried by municipal or privately owned utilities engaged in the operation of like systems, or it will self-insure or participate in an insurance pool or pools with reserves adequate, in the reasonable judgment of the City, to protect the Municipal Water System against loss.

(h) **Condemnation Awards and Insurance Proceeds.** If the City receives any condemnation awards or proceeds of an insurance policy in connection with any loss of or damage to any property of the Municipal Water System, it shall apply the condemnation award or insurance proceeds, in the City's sole discretion, either (i) to the cost of replacing or repairing the lost or damaged properties, (ii) to the payment, purchase, or redemption of Parity Bonds, or (iii) to the cost of improvements to the Municipal Water System.

Section 17. **Future Parity Bonds.**

(a) **Issuance of Future Parity Bonds.** The City reserves the right to issue Future Parity Bonds and to enter into Parity Payment Agreements for any lawful purpose of the Municipal Water System (including for the purpose of refunding a portion of the then-outstanding Parity Bonds) only if, at the time of the issuance of such series of Future Parity Bonds (or upon the effective date of the Parity Payment Agreement), the following conditions are satisfied:

(i) There must be no deficiency in the Parity Bond Account, and no Event of Default with respect to any Parity Bonds shall have occurred and be continuing.

(ii) The Bond Documents for the proposed Future Parity Bonds must provide that all ULID Assessments shall be paid directly into the Parity Bond Account.

(iii) The Bond Documents for the proposed Future Parity Bonds must provide for the payment of the principal thereof and the interest thereon out of the Parity Bond Account.

(iv) The Bond Documents for the proposed Future Parity Bonds must provide for the payment of any Sinking Fund Requirements from money in the Principal and Interest Subaccount.

(v) For each series of Future Parity Bonds that is to be issued as a series of Covered Parity Bonds, the Bond Documents must provide for the deposit into the Reserve Subaccount of an amount, if any, necessary to fund the Reserve Requirement upon the issuance of those Future Parity Bonds (if any), which requirement may be satisfied: (A) by a deposit into the Reserve Subaccount, made on the Issue Date of such series, of proceeds of that series of Future Parity Bonds or other money legally available for such purpose; (B) by obtaining one or more Reserve Securities (or a deposit of cash plus Reserve Securities) available to be drawn upon in specific amounts to be paid into the Reserve Subaccount and credited against the deposits required to be maintained in the Reserve Subaccount; or (C) by a deposit into the Reserve Subaccount of amounts necessary to fund the Reserve Requirement from ULID Assessments and Net Revenue within five years from the date of issuance of those Future Parity Bonds, in five approximately equal annual payments. Immediately prior to the issuance of Future Parity Bonds, amounts then deposited in the Reserve Subaccount shall be valued as determined on the most recent annual financial report of the City applicable to the Municipal Water System, and the additional amounts, if any, required to be deposited into the Reserve Subaccount to satisfy the Reserve Requirement shall be based on that valuation.

(vi) There must be on file with the City a Parity Certificate as described in subsection 17(b) of this ordinance. However, if the proposed Future Parity Bonds (or any portion thereof) are to be issued for the

purpose of refunding outstanding Parity Bonds (referred to as the “Refunding Parity Bonds”), no Parity Certificate shall be required as to that portion issued for refunding purposes if the Director of Finance finds and certifies that the Adjusted Annual Debt Service on the refunding portion of the proposed Refunding Parity Bonds is not more than \$5,000 greater than the Adjusted Annual Debt Service on the Parity Bonds to be refunded thereby. Alternatively, Refunding Parity Bonds may be issued upon delivery of a Parity Certificate.

(b) Parity Certificate. A Parity Certificate required under subsection (a)(vi) may be provided as follows:

(i) A certificate may be prepared and signed by the Director of Finance, demonstrating that during any 12 consecutive calendar months out of the immediately preceding 24 calendar months Adjusted Net Revenue was at least equal to the Coverage Requirement for all Parity Bonds plus the Future Parity Bonds proposed to be issued (and assuming that the debt service of the proposed Future Parity Bonds for that 12-month period was the Average Annual Debt Service for those proposed Future Parity Bonds); or

(ii) A certificate may be prepared and signed by both the Director of Finance and the Director of Seattle Public Utilities (or any officer who succeeds to substantially all of the responsibilities of either office), demonstrating that, in their opinion, Adjusted Net Revenue for the five fiscal years next following the earlier of (A) the end of the period during which interest on those Future Parity Bonds is to be capitalized or, if no interest is capitalized, the fiscal year in which the Future Parity Bonds are issued, or (B) the date on which substantially all the new facilities financed with those Future Parity Bonds are expected to commence operations, such Adjusted Net Revenue, further adjusted as provided in subsection 18(b)(ii)(A) through 18(b)(ii)(D) of this ordinance, will be at least equal to the Coverage Requirement. That certificate may take into account the following adjustments:

(A) Any changes in rates in effect and being charged, or rates expected to be charged in accordance with a program of specific rates, rate levels, or increases in overall rate revenue approved by ordinance or resolution;

(B) Net revenue from customers of the Municipal Water System who have become customers during such 12-consecutive-month period or thereafter, and their estimate of net revenue from any customers to be connected to the Municipal Water System who have paid the required connection charges, adjusted to reflect one year's net revenue from those customers;

(C) Their estimate of net revenue from customers anticipated to be served by facilities or improvements financed in substantial part by those Future Parity Bonds (or additional Parity Bonds expected to be issued during the five-year period); and

(D) Net revenue from any person, firm, corporation, or municipal corporation under any executed contract for water or other utility service, which revenue was not included in historical Net Revenue of the Municipal Water System.

(c) **Other Provisions.** Nothing contained in this ordinance shall prevent the City from issuing Future Parity Bonds to refund maturing Parity Bonds, money for the payment of which is not otherwise available, or revenue bonds that are a charge or lien upon Net Revenue subordinate to the charge or lien of the Parity Bonds, or from pledging to pay Net Revenue and/or assessments levied for ULID improvements constructed from the proceeds of subordinate lien bonds into a bond redemption fund created for the payment of the principal of and interest on subordinate lien bonds.

(d) **Effect of Issuance of Future Parity Bonds.** If the Parity Conditions are met and complied with at the time of the issuance of such Future Parity Bonds, then payments into the Parity Bond Fund with respect to such Future Parity Bonds shall rank equally with the payments out of Net Revenue required to be made into the Parity Bond Fund by this ordinance. Nothing set forth herein shall prevent the City from (i) issuing revenue bonds or other obligations that are a charge upon the Net Revenue junior and inferior to the payments required to be made therefrom into the Parity Bond Fund for the payment of the Parity Bonds, provided that such subordinate bonds may not be subject to acceleration under any circumstances; or (ii) issuing Refunding Parity Bonds for the purpose of refunding Outstanding Parity Bonds, upon compliance with the Parity Conditions set

forth in this section.

(e) Reserve Requirement; Election Not to Designate Bonds as Covered Parity Bonds.

Notwithstanding anything in this section to the contrary, in the Bond Documents relating to the issuance or sale of a series of Future Parity Bonds, the City may elect that from and after the Reserve Covenant Date, such series shall not be deemed to be a series of Covered Parity Bonds, shall not be secured by the amounts in the Reserve Subaccount, and shall be excluded from the calculation of the Reserve Requirement.

Section 18. **Rate Stabilization Account.** The Rate Stabilization Account has been created as a separate account in the Water Fund. The City may at any time, as determined by the Director of Finance and consistent with the flow of funds set forth in Section 14 of this ordinance, deposit in the Rate Stabilization Account Gross Revenue and any other money received by the Municipal Water System and available for this purpose. The Director of Finance may, upon authorization by the City Council, withdraw any or all of the money in the Rate Stabilization Account for inclusion in Adjusted Gross Revenue for any fiscal year of the City. Such deposits or withdrawals may be made up to and including the date 90 days after the end of the fiscal year for which the deposit or withdrawal will be included as Adjusted Gross Revenue. No deposit of Gross Revenue may be made into the Rate Stabilization Account to the extent that such deposit would prevent the City from meeting the Coverage Requirement in the relevant fiscal year.

Section 19. **Separate Utility Systems.** The City may create, acquire, construct, finance, own or operate one or more additional systems for water supply, transmission or other commodity or service relating to the Municipal Water System. The revenue of that separate utility system shall not be included in Gross Revenue and may be pledged to the payment of revenue obligations issued to purchase, construct, condemn or otherwise acquire or expand the separate utility system. Neither Gross Revenue nor Net Revenue shall be pledged by the City to the payment of any obligations of a separate utility system except (a) as a Contract Resource Obligation, upon compliance with Section 20 of this ordinance, or (b) with respect to Net Revenue, on a basis subordinate to the lien of the Parity Bonds on that Net Revenue.

Section 20. **Contract Resource Obligations**. The City may at any time enter into one or more Contract Resource Obligations for the acquisition, from facilities to be constructed, of water supply, transmission, or other commodity or service relating to the Municipal Water System, as follows:

(a) The City may determine that, and may agree under a Contract Resource Obligation to provide that, all payments under that Contract Resource Obligation (including payments prior to the time that water supply or transmission or other commodity or service is being provided, or during a suspension or after termination of supply or service) shall be an Operating and Maintenance Expense if the following requirements are met at the time such a Contract Resource Obligation is entered into:

(i) No Event of Default has occurred and is continuing; and

(ii) There shall be on file a certificate of an Independent Utility Consultant stating that (A) the payments to be made by the City in connection with the Contract Resource Obligation are reasonable for the supply or transmission rendered; (B) the source of any new supply and any facilities to be constructed to provide the supply or transmission are sound from a water or other supply or transmission planning standpoint, are technically and economically feasible in accordance with prudent utility practice, and are likely to provide such supply or transmission no later than a date set forth in the Independent Utility Consultant's certification; and (C) the Adjusted Net Revenue (further adjusted by the Independent Utility Consultant's estimate of the payments to be made in accordance with the Contract Resource Obligation) for the five fiscal years following the year in which the Contract Resource Obligation is incurred, as such Adjusted Net Revenue is estimated by the Independent Utility Consultant in accordance with the provisions of and adjustments permitted in subsection 17(b)(ii) of this ordinance, will be at least equal to the Coverage Requirement.

(b) Payments required to be made under Contract Resource Obligations shall not be subject to acceleration.

(c) Nothing in this section shall be deemed to prevent the City from entering into other agreements for the acquisition of water supply, transmission or other commodity or service from existing facilities and from

treating those payments as an Operating and Maintenance Expense. Nothing in this section shall be deemed to prevent the City from entering into other agreements for the acquisition of water supply, transmission, or other commodity or service from facilities to be constructed and from agreeing to make payments with respect thereto, such payments constituting a charge and lien on Net Revenue subordinate to that of the Parity Bonds.

Section 21. **Refunding or Defeasance of Bonds.**

(a) **Bonds Designated as Refundable and Defeasible Bonds.** Each Series of the Bonds is designated as a series of “Refundable Bonds” for purposes of the Omnibus Refunding Ordinance and as “Defeasible Bonds” for purposes of the Omnibus Defeasance Ordinance.

(b) **Refunding; Defeasance.** The City may issue Refunding Parity Bonds pursuant to the laws of the State or use money available from any other lawful source (i) to pay when due the principal of, premium (if any), and interest on any Bond, or any portion thereof, included in a refunding or defeasance plan (the “Defeased Bonds”); (ii) to redeem and retire, release, refund, or defease the Defeased Bonds; and (iii) to pay the costs of such refunding or defeasance. If money and/or Government Obligations maturing at a time or times and in an amount sufficient (together with known earned income from the investment thereof) to redeem and retire, release, refund, or defease the Defeased Bonds in accordance with their terms are set aside in a special trust fund or escrow account irrevocably pledged to such redemption, retirement, or defeasance (the “Trust Account”), then all right and interest of the Owners of the Defeased Bonds in the covenants of this ordinance and in Net Revenue and the funds and accounts pledged to the payment of such Defeased Bonds, other than the right to receive the funds so set aside and pledged, thereafter shall cease and become void. Such Owners thereafter shall have the right to receive payment of the principal of and interest or redemption price on the Defeased Bonds from the Trust Account. After such a Trust Account is established and funded as set forth above, the Defeased Bonds shall be deemed to be no longer outstanding, and the Director of Finance may then apply any money in any other fund or account established for the payment or redemption of the Defeased Bonds to any lawful purpose.

(c) **Notice of Defeasance or Refunding.** Unless otherwise specified in the Bond Documents, notice of refunding or defeasance shall be given, and selection of Bonds for any partial refunding or defeasance shall be conducted, in the manner set forth in this ordinance for the redemption of Bonds.

(d) **Annual Debt Service Calculation Adjustments for Defeased Bonds.** If the refunding or defeasance plan provides (i) that the Defeased Bonds (or the Refunding Parity Bonds issued to redeem those Defeased Bonds) are to be secured by money and/or Government Obligations pending the redemption of the Defeased Bonds, and (ii) that certain money and/or Government Obligations are pledged irrevocably for the redemption of the Defeased Bonds, then only the debt service on such Bonds as are not Defeased Bonds (and any Refunding Parity Bonds, the payment of which is not so secured by the refunding plan) shall be included in the calculation of Annual Debt Service.

Section 22. **Federal Tax Matters.** The Bond Documents may include such additional terms and covenants relating to federal tax matters as the Director of Finance deems necessary or appropriate, including the following:

(a) **Tax-Exempt Bonds.** For each Series of the Bonds issued as Tax-Exempt Bonds, the City covenants that it will take all actions, consistent with the terms of such Series as set forth in this ordinance and the applicable Bond Documents, that are reasonably within its power and necessary to prevent interest on that Series from being included in gross income for federal income tax purposes. The City further covenants that it will neither take any action nor make or permit any use of gross proceeds of that Series (or other funds of the City treated as gross proceeds of that Series) at any time during the term of such Series that will cause interest on such Series to be included in gross income for federal income tax purposes. The City also covenants that, to the extent the arbitrage rebate requirement of Section 148 of the Code is applicable to any Series issued as Tax-Exempt Bonds, it will take all actions necessary to comply (or to be treated as having complied) with that requirement in connection with that Series (including the calculation and payment of any penalties that the City may elect to pay as an alternative to calculating rebatable arbitrage and the payment of any other penalties if

required under Section 148 of the Code) to prevent interest on such Series from being included in gross income for federal income tax purposes.

(b) **Taxable Bonds; Tax Credit Subsidy Bonds.** For each Series of the Bonds issued as Taxable Bonds or as Tax Credit Subsidy Bonds, the Director of Finance is authorized to make provision in the Bonds and other Bond Documents, to execute additional written agreements, and to make additional covenants on behalf of the City, all as the Director may deem necessary or appropriate in order to obtain, maintain, and administer such tax status. In the case of Tax Credit Subsidy Bonds, such additional covenants and agreement may include (without limiting the generality of the foregoing) those necessary in order for the City (i) to receive from the United States Treasury the applicable Tax Credit Subsidy Payments in respect of such Tax Credit Subsidy Bonds, and (ii) to ensure that such Series otherwise becomes and remains eligible for tax benefits under the Code.

Section 23. **Official Statement; Continuing Disclosure.**

(a) **Preliminary Official Statement.** The Director of Finance and other appropriate City officials are directed to cause the preparation of and review the form of a preliminary official statement in connection with each sale of one or more Series to the public. For the sole purpose of the Purchaser's compliance with paragraph (b)(1) of Rule 15c2-12, the Director of Finance is authorized to deem that preliminary official statement final as of its date, except for the omission of information permitted to be omitted by Rule 15c2-12. The City approves the distribution to potential purchasers of the Bonds of a preliminary official statement that has been deemed final in accordance with this subsection 23(a).

(b) **Final Official Statement.** The City approves the preparation of a final official statement for each sale of one or more Series to be sold to the public in the form of the preliminary official statement with such additions, modifications and amendments as the Director of Finance deems necessary or desirable, and further authorizes the Director of Finance to execute and deliver such final official statement to the Purchaser. The City authorizes and approves the distribution by the Purchaser of that final official statement to purchasers and

potential purchasers of the Bonds.

(c) **Undertaking to Provide Continuing Disclosure.** To meet the requirements of paragraph (b)(5) of Rule 15c2-12, as applicable to a participating underwriter for a Series of the Bonds, the Director of Finance is authorized to execute a written Continuing Disclosure Agreement with respect to that Series, in substantially the form attached to this ordinance as Exhibit B.

Section 24. **Supplemental or Amendatory Bond Documents.** This ordinance and the other applicable Bond Documents for any particular Series of the Bonds may not be supplemented or amended in any respect subsequent to the Issue Date of such Series, except in accordance with and subject to the provisions of this section.

(a) **Amendments Without Bond Owner Consent.** From time to time and at any time, without the consent of or notice to any owners of Parity Bonds, the City may supplement or amend the Bond Documents applicable to any Series of the Bonds for any of the purposes set forth in this subsection 24(a). Any such supplement or amendment may be passed, adopted, or otherwise approved by the City, without requiring the consent of the registered owners of any Parity Bonds, but may become effective only upon receipt by the City of an opinion of Bond Counsel stating that such supplement or amendment is authorized or permitted by this ordinance and, upon the effective date thereof, will be valid and binding upon the City in accordance with its terms, and will not adversely affect the exclusion from gross income for federal income tax purposes of interest on the affected Series of the Bonds, if such Series was issued and sold as Tax-Exempt Bonds. The types of supplements and amendments permitted under this subsection 24(a) are as follows:

(i) To cure any formal defect, omission, inconsistency, or ambiguity in the Bond Documents for such Series in a manner not adverse to the owners of any Parity Bonds;

(ii) To impose upon the Bond Registrar (with its consent) for the benefit of the owners of Parity Bonds any additional rights, remedies, powers, authority, security, liabilities, or duties which may lawfully be granted, conferred, or imposed and which are not contrary to or inconsistent with such Bond Documents as

theretofore in effect;

(iii) To add to the covenants and agreements of, and limitations and restrictions upon, the City in the Bond Documents, other covenants, agreements, limitations and restrictions to be observed by the City which are not contrary to or inconsistent with such Bond Documents as theretofore in effect;

(iv) To confirm, as further assurance, any pledge under (and the subjection to any claim, lien, or pledge created or to be created by) such Bond Documents on any other money, securities, or funds;

(v) To alter the Authorized Denominations of a Series of the Bonds and to make correlative amendments and modifications to the applicable Bond Documents regarding (A) exchangeability of such Bonds for Bonds of different authorized denominations, (B) redemptions of portions of Bonds of particular authorized denominations, and (C) similar amendments and modifications of a technical nature;

(vi) To comply with any future federal law or interpretation to preserve the exclusion of the interest on any Series of the Bonds issued and sold as Tax-Exempt Bonds from gross income for federal income tax purposes and the entitlement of the City to receive from the United States Treasury the applicable Tax Credit Subsidy Payments in respect of any Series of the Bonds issued and sold as Tax Credit Subsidy Bonds;

(vii) To modify, alter, amend, or supplement the Bond Documents in any other respect which is not materially adverse to the owners of the Parity Bonds and which does not involve a change described in subsection 24(c) of this ordinance; and

(viii) To add to the covenants and agreements of (or limitations and restrictions upon) the City set forth in any Bond Documents, such additional or alternative covenants, agreements, limitations, or restrictions to be observed by the City as the City may determine are necessary or convenient to accommodate a provider of Qualified Insurance or provider of a Reserve Security and are not materially adverse to the owners of the Parity Bonds.

(b) **Amendments With Bond Owner Consent.** With the consent of registered owners of not less than 60 percent in aggregate principal amount of the Parity Bonds then outstanding, the City may pass, adopt, or

otherwise approve any supplement or amendment (other than amendments requiring unanimous consent as set forth in subsection 24(c) of this ordinance) to any Bond Document that is deemed necessary or desirable by the City for the purpose of modifying, altering, amending, supplementing, or rescinding, in any particular, any of the terms or provisions contained in such Bond Document other than those terms and provisions described in subsection 24(c) of this ordinance.

(c) Amendments Prohibited Except Upon Unanimous Consent. Unless approved in writing by or on behalf of the registered owner of each Parity Bond then outstanding, nothing contained in this section shall permit, or be construed as permitting (i) a change in the times, amounts, or currency of payment of the principal of or interest on any outstanding Parity Bond, (ii) a reduction in the principal amount or redemption price of any outstanding Parity Bond, (iii) a change in the method of determining the rate of interest thereon (other than a conversion to a new interest rate made in accordance with the applicable Bond Documents), (iv) a preference or priority of any Parity Bond over any other Parity Bond, or (v) a reduction in the percentage of the aggregate principal amount of the then-outstanding Parity Bonds required to effect a change under subsection 24(b) of this ordinance.

(d) Notice to Bond Owners. If at any time the City passes, adopts, or otherwise approves a supplement or amendment for any of the purposes of subsection 24(b) or 24(c) of this ordinance, the Bond Registrar shall cause notice of the proposed supplement or amendment to be given by first class mail (i) to all registered owners of the then outstanding Parity Bonds, (ii) to each provider of Bond Insurance or a Reserve Security, and (iii) to each Rating Agency. Such notice shall briefly set forth the nature of the proposed supplement or amendment and shall state that a copy is on file at the office of the City Clerk for inspection by all owners of the then outstanding Parity Bonds.

(e) Effective Date; Consents. Any supplement or amendment, substantially as described in the notice mailed pursuant to subsection 24(d) of this ordinance, may go into effect upon delivery to the Bond Registrar of (i) the required consents, in writing, of registered owners of the Parity Bonds, and (ii) an opinion of Bond

Counsel stating that such supplement or amendment is authorized or permitted by this ordinance. Upon the effective date thereof, such supplement or amendment will be valid and binding upon the City in accordance with its terms and will not adversely affect the exclusion from gross income for federal income tax purposes of interest on any Tax-Exempt Bonds.

If registered owners of not less than the percentage of Parity Bonds required by this section shall have consented to and approved such a supplement or amendment, no owner of any Parity Bond shall have any right (i) to object to the passage, adoption, or approval of such supplement or amendment, (ii) to object to any of the terms and provisions contained therein or the operation thereof, (iii) in any manner to question the propriety of the passage, adoption, or approval thereof, (iv) to enjoin or restrain the City from passing, adopting, or otherwise approving the same, or (v) to enjoin or restrain the City, any authorized official thereof, or the Bond Registrar from taking any action pursuant to the provisions thereof. For purposes of determining whether consents representing the requisite percentage of principal amount of Parity Bonds have been obtained, the Accreted Value of Capital Appreciation Bonds shall be deemed to be the principal amount. It shall not be necessary to obtain approval of the particular form of any proposed supplement, but it shall be sufficient if the consent shall approve the substance thereof.

(f) Effect of Amendment or Supplement. Upon the effective date of any amendment or supplement, this ordinance (or the relevant Bond Document, if not set forth in this ordinance) shall be deemed to be modified and amended in accordance therewith, and the respective rights, duties, and obligations of the City and all owners of Parity Bonds then outstanding shall thereafter be determined, exercised, and enforced in accordance with and subject in all respects to such modifications and amendments. All the terms and conditions of any such supplement or amendment shall be deemed to be a part of this ordinance and the Bond Documents for any and all purposes.

(g) Special Amendments. If and to the extent that it is determined that the written consent of Registered Owners of the Bonds is required under subsection 24(b) or 24(c) of this ordinance, the Registered

Owners from time to time of the Bonds, by taking and holding the same, are hereby deemed to have consented to any supplement or amendment to the Bond Documents effecting any one or more of the following changes:

(i) When calculating “Annual Debt Service” to permit or require Tax Credit Subsidy Payments expected to be received by the City in any period to be credited against amounts required to be paid in respect of interest on the Parity Bonds in that period, or

(ii) To permit or require Tax Credit Subsidy Payments to be deposited into the Principal and Interest Subaccount and credited against the Net Revenue otherwise required to be deposited into the Principal and Interest Subaccount; and

(iii) To permit the reimbursement obligations of the City under any Qualified Letter of Credit or Qualified Insurance (other than a Qualified Letter of Credit or Qualified Insurance obtained to satisfy all or part of the Reserve Requirement) to be secured by a lien and charge on Net Revenue equal in rank with the lien and charge upon such Net Revenue required to be paid into the Parity Bond Account to pay and secure the payment of the principal of and interest on Parity Bonds.

Section 25. **Defaults and Remedies.**

(a) **Events of Default.** Each of the following shall constitute an Event of Default with respect to the Bonds:

(i) If a default is made in the payment of the principal of or interest on any of the Bonds when the same shall become due and payable; or

(ii) If the City defaults in the observance and performance of any other of the covenants, conditions and agreements on the part of the City set forth in this ordinance or the applicable Bond Documents (except as otherwise provided in this ordinance or in such Bond Documents) and such default or defaults have continued for a period of six months after the City has received from the Bond Owners’ Trustee (as defined in this section) or from the registered owners of not less than 25 percent in principal amount of the Parity Bonds a written notice specifying and demanding the cure of such default. However, if the default in the observance and

performance of any other of the covenants, conditions and agreements is one which cannot be completely remedied within the six months after written notice has been given, it shall not be an Event of Default with respect to the Bonds as long as the City has taken active steps within the six months after written notice has been given to remedy the default and is diligently pursuing such remedy.

Notwithstanding anything in this section to the contrary, the failure of the City or any obligated person to comply with the Continuing Disclosure Agreement shall not constitute an Event of Default, and the sole remedy of any holder of a Bond shall be to seek an order of specific performance from an appropriate court to compel the City to comply with the Continuing Disclosure Agreement.

(b) **Bond Owners' Trustee.** So long as such Event of Default has not been remedied, a trustee (the "Bond Owners' Trustee") may be appointed by the registered owners of 25 percent in principal amount of the then outstanding Parity Bonds, by an instrument or concurrent instruments in writing signed and acknowledged by such registered owners of the Parity Bonds or by their attorneys-in-fact duly authorized and delivered to such Bond Owners' Trustee, notification thereof being given to the City. That appointment shall become effective immediately upon acceptance thereof by the Bond Owners' Trustee. Any Bond Owners' Trustee appointed under the provisions of this subsection shall be a bank or trust company organized under the laws of the State of Washington or the State of New York or a national banking association. The bank or trust company acting as Bond Owners' Trustee may be removed at any time, and a successor Bond Owners' Trustee may be appointed, by the registered owners of a majority in principal amount of the Parity Bonds, by an instrument or concurrent instruments in writing signed and acknowledged by such registered owners of the Parity Bonds or by their attorneys-in-fact duly authorized. The Bond Owners' Trustee may require such security and indemnity as may be reasonable against the costs, expenses, and liabilities that may be incurred in the performance of its duties.

In the event that any Event of Default in the sole judgment of the Bond Owners' Trustee is cured and the Bond Owners' Trustee furnishes to the City a certificate so stating, that Event of Default shall be conclusively

deemed to be cured and the City, the Bond Owners' Trustee and the registered owners of the Parity Bonds shall be restored to the same rights and position which they would have held if no Event of Default had occurred.

The Bond Owners' Trustee appointed in the manner herein provided, and each successor thereto, is declared to be a trustee for the registered owners of all the Parity Bonds and is empowered to exercise all the rights and powers herein conferred on the Bond Owners' Trustee.

(c) Suits at Law or in Equity. Upon the occurrence of an Event of Default and during the continuance thereof, the Bond Owners' Trustee may, and upon the written request of the registered owners of not less than 25 percent in principal amount of the Parity Bonds outstanding shall, take such steps and institute such suits, actions, or other proceedings, all as it may deem appropriate for the protection and enforcement of the rights of the registered owners of the Parity Bonds, to collect any amounts due and owing to or from the City, or to obtain other appropriate relief, and may enforce the specific performance of any covenant, agreement, or condition contained in this ordinance or set forth in any of the Parity Bond Documents.

Nothing contained in this section shall, in any event or under any circumstance, be deemed to authorize the acceleration of the maturity of principal on the Parity Bonds, and the remedy of acceleration is expressly denied to the registered owners of the Parity Bonds under any circumstances including, without limitation, upon the occurrence and continuance of an Event of Default.

Any action, suit or other proceeding instituted by the Bond Owners' Trustee hereunder shall be brought in its name as the Bond Owners' Trustee and all such rights of action upon or under any of the Parity Bonds or the provisions of this ordinance may be enforced by the Bond Owners' Trustee without the possession of any of those Parity Bonds and without the production of the same at any trial or proceedings relative thereto except where otherwise required by law. Any such suit, action, or proceeding instituted by the Bond Owners' Trustee shall be brought for the ratable benefit of all of the registered owners of those Parity Bonds, subject to the provisions of this ordinance. The respective registered owners of the Parity Bonds, by taking and holding the same, shall be conclusively deemed irrevocably to appoint the Bond Owners' Trustee the true and lawful trustee

of the respective registered owners of those Parity Bonds, with authority to institute any such action, suit, or proceeding; to receive as trustee and deposit in trust any sums becoming distributable on account of those Parity Bonds; to execute any paper or documents for the receipt of money; and to do all acts with respect thereto that the registered owner himself or herself might have done in person. Nothing in this ordinance shall be deemed to authorize or empower the Bond Owners' Trustee to consent to accept or adopt, on behalf of any owner of the Parity Bonds, any plan of reorganization or adjustment affecting the Parity Bonds or any right of any registered owner thereof, or to authorize or empower the Bond Owners' Trustee to vote the claims of the registered owners thereof in any receivership, insolvency, liquidation, bankruptcy, reorganization, or other proceeding to which the City is a party.

(d) Application of Money Collected by Bond Owners' Trustee. Any money collected by the Bond Owners' Trustee at any time pursuant to this section shall be applied in the following order of priority:

(i) To the payment of the charges, expenses, advances, and compensation of the Bond Owners' Trustee and the charges, expenses, counsel fees, disbursements, and compensation of its agents and attorneys;

(ii) To the payment to the persons entitled thereto of all installments of interest then due on the Parity Bonds in the order of maturity of such installments and, if the amount available shall not be sufficient to pay in full any installment or installments maturing on the same date, then to the payment thereof ratably, according to the amounts due thereon to the persons entitled thereto, without any discrimination or preference; and

(iii) To the payment to the persons entitled thereto of the unpaid principal amounts of any Parity Bonds which shall have become due (other than Parity Bonds previously called for redemption for the payment of which money is held pursuant to the provisions of the applicable Bond Documents), whether at maturity or by proceedings for redemption or otherwise, in the order of their due dates and, if the amount available shall not be sufficient to pay in full the principal amounts due on the same date, then to the payment thereof ratably, according to the principal amounts due thereon to the persons entitled thereto, without any discrimination or

preference.

(e) **Duties and Obligations of Bond Owners' Trustee.** The Bond Owners' Trustee shall not be liable except for the performance of such duties as are specifically set forth in this ordinance. During an Event of Default, the Bond Owners' Trustee shall exercise such of the rights and powers vested in it hereby, and shall use the same degree of care and skill in its exercise, as a prudent person would exercise or use under the circumstances in the conduct of that person's own affairs. The Bond Owners' Trustee shall have no liability for any act or omission to act hereunder except for the Bond Owners' Trustee's own negligent action, its own negligent failure to act or its own willful misconduct. The duties and obligations of the Bond Owners' Trustee shall be determined solely by the express provisions of this ordinance, and no implied powers, duties or obligations of the Bond Owners' Trustee shall be read into this ordinance.

The Bond Owners' Trustee shall not be required to expend or risk its own funds or otherwise incur individual liability in the performance of any of its duties or in the exercise of any of its rights or powers as the Bond Owners' Trustee, except as may result from its own negligent action, its own negligent failure to act or its own willful misconduct.

The Bond Owners' Trustee shall not be bound to recognize any person as a registered owner of any Parity Bond until registered ownership, if disputed, has been established to its reasonable satisfaction.

The Bond Owners' Trustee may consult with counsel and the opinion of such counsel shall be full and complete authorization and protection in respect of any action taken or suffered by it hereunder in good faith and in accordance with the opinion of such counsel. The Bond Owners' Trustee shall not be answerable for any neglect or default of any person, firm or corporation employed and selected by it with reasonable care.

(f) **Suits by Individual Parity Bond Owners Restricted.** No owner of any one or more Parity Bonds shall have any right to institute any action, suit or proceeding at law or in equity for the enforcement of same unless:

(i) An Event of Default has happened and is continuing; and

(ii) A Bond Owners' Trustee has been appointed; and

(iii) Such owner previously shall have given to the Bond Owners' Trustee written notice of the Event of Default on account of which such suit, action, or proceeding is to be instituted; and

(iv) The registered owners of 25 percent in principal amount of the Parity Bonds, after the occurrence of such Event of Default, have made written request of the Bond Owners' Trustee and have afforded the Bond Owners' Trustee a reasonable opportunity to institute such suit, action or proceeding; and

(v) There have been offered to the Bond Owners' Trustee security and indemnity satisfactory to it against the costs, expenses, and liabilities to be incurred therein or thereby; and

(vi) The Bond Owners' Trustee has refused or neglected to comply with such request within a reasonable time.

No owner of any Parity Bond shall have any right in any manner whatever by action to affect or impair the obligation of the City to pay from Net Revenue the principal of and interest on such Parity Bonds to the respective registered owners thereof when due.

Section 26. **General Authorization.** In addition to the specific authorizations in this ordinance, the Mayor and the Director of Finance and each of the other appropriate officers of the City are each authorized and directed to do everything such officer may judge necessary, appropriate, or desirable in order to carry out the terms and provisions of, and complete the transactions contemplated by, this ordinance. In particular and without limiting the foregoing:

(a) The Director of Finance, in the Director's discretion and without further action by the City Council, (i) may issue requests for proposals to provide underwriting services or financing facilities (including, without limitation, Qualified Insurance, a Qualified Letter of Credit, or other credit support or liquidity facility), and may execute engagement letters and other agreements with underwriters and other financial institutions (including providers of liquidity or credit support) based on responses to such requests; (ii) may select and make decisions regarding the Bond Registrar, fiscal or paying agents, and any Securities Depository for each

Series of the Bonds; (iii) may take any and all actions necessary or convenient to provide for the conversion of interest rate modes for any Series in accordance with the applicable Bond Documents; and (iv) may take such actions on behalf of the City as are necessary or appropriate for the City to designate, qualify, or maintain the tax-exempt treatment with respect to any Series issued as Tax-Exempt Bonds, to receive from the United States Treasury the applicable Tax Credit Subsidy Payments in respect of any Series issued as Tax Credit Subsidy Bonds, and to otherwise receive any other federal tax benefits relating to any Series of the Bonds that are available to the City; and

(b) The Mayor and the Director of Finance are each separately authorized to execute and deliver (i) any and all contracts or other documents as are consistent with this ordinance and for which the City's approval is necessary or to which the City is a party (including but not limited to agreements with escrow agents, refunding trustees, liquidity or credit support providers, providers of Qualified Insurance or Reserve Securities, remarketing agents, underwriters, lenders or other financial institutions, fiscal or paying agents, Qualified Counterparties, custodians, and the Bond Registrar); and (ii) such other contracts or documents incidental to: the issuance and sale of any Series of the Bonds; the establishment of the interest rate or rates on a Bond; or the conversion, tender, purchase, remarketing, or redemption of a Bond, as may in the judgment of the Mayor or Director, as applicable, be necessary or appropriate.

Section 27. **Severability**. The provisions of this ordinance are declared to be separate and severable. The invalidity of any clause, sentence, paragraph, subdivision, section, subsection, or portion of this ordinance, or the invalidity of its application to any person or circumstance, does not affect the validity of the remainder of this ordinance or the validity of its application to other persons or circumstances.

Section 28. **Ratification of Prior Acts**. Any action consistent with the authority of this ordinance taken after its passage and prior to its effective date is ratified and confirmed.

Section 29. **Section Headings**. Section headings in this ordinance are nonsubstantive.

Section 30. **Effective Date**. This ordinance shall take effect as provided by Seattle Municipal Code

Sections 1.04.020 and 1.04.070.

Passed by the City Council the _____ day of _____, 2024, and signed by
me in open session in authentication of its passage this _____ day of _____, 2024.

President _____ of the City Council

Approved / returned unsigned / vetoed this _____ day of _____, 2024.

Bruce A. Harrell, Mayor

Filed by me this _____ day of _____, 2024.

Scheereen Dedman, City Clerk

(Seal)

Attachments:

Exhibit A - Outstanding Water Parity Bonds

Exhibit B - Form of Continuing Disclosure Agreement

EXHIBIT A

OUTSTANDING WATER PARITY BONDS

Issue Name	Dated Date	Original Par Amount	Bond Legislation		
			New Money Ord.	Refunding Ord.	Bond Sale Res.
Water System Revenue Bonds, 2010A (Taxable Build America Bonds – Direct Payment)	01/21/2010	\$ 109,080,000	Ord. 123168	--	Res. 31182
Water System Refunding Revenue Bonds, 2012	05/30/2012	\$238,770,000	--	Ord. 121939	Res. 31382
Water System Improvement and Refunding Revenue Bonds, 2015	06/10/2015	\$ 340,840,000	Ord. 124340	Ord. 124339 (amending and restating Ord. 121939)	Res. 31586
Water System Improvement and Refunding Revenue Bonds, 2017	01/25/2017	\$ 194,685,000	Ord. 125183	Ord. 124339 (amending and restating Ord. 121939) as amended by Ord. 125183	Res. 31726
Water System Improvement and Refunding Revenue Bonds, 2021 (Green Bonds)	06/17/2021	\$ 82,220,000	Ord. 125713 (as amended by Ord. 126225)	Ord. 125714	--
Water System Improvement and Refunding Revenue Bonds, 2022 (Green Bonds)	07/28/2022	\$ 93,260,000	Ord. 126483	Ord. 125714	--
Water System Improvement Revenue Bonds, 2024	06/06/2024	\$ 68,765,000	Ord. 126716 (as amended by Ord. 126942)	--	--

EXHIBIT B

FORM OF CONTINUING DISCLOSURE AGREEMENT

The City of Seattle, Washington (the “City”), makes the following written undertaking (the “Undertaking”) for the benefit of the Owners of the City’s Water System Revenue Bonds, [Year] [Series] (the “Bonds”), for the sole purpose of assisting the underwriter for the Bonds, in meeting the requirements of paragraph (b)(5) of Rule 15c2-12 (the “Rule”), as applicable to a participating underwriter for the Bonds. Capitalized terms used but not defined below shall have the meanings given in Ordinance _____ (the “Bond Ordinance”).

(a) Undertaking to Provide Annual Financial Information and Notice of Listed Events.

The City undertakes to provide or cause to be provided, either directly or through a designated agent, to the Municipal Securities Rulemaking Board (the “MSRB”), in an electronic format as prescribed by the MSRB, accompanied by identifying information as prescribed by the MSRB:

(i) Annual financial information and operating data regarding the Water System (the “Water System”) of the type included in the final official statement for the Bonds and described in subsection (b) of this section (“annual financial information”). The timely filing of unaudited financial statements shall satisfy the requirements and filing deadlines pertaining to the filing of annual financial statements under subsection (b), provided that audited financial statements are to be filed if and when they are otherwise prepared and available to the City.

(ii) Timely notice (not in excess of 10 business days after the occurrence of the event) of the occurrence of any of the following events with respect to the Bonds: (1) principal and interest payment delinquencies; (2) non-payment related defaults, if material; (3) unscheduled draws on debt service reserves reflecting financial difficulties; (4) unscheduled draws on credit enhancements reflecting financial difficulties; (5) substitution of credit or liquidity providers, or their failure to perform; (6) adverse tax opinions, the issuance by the Internal Revenue Service of proposed or final determinations of taxability, Notice of Proposed Issue (IRS Form 5701 – TEB) or other material notices

1 or determinations with respect to the tax status of the Bonds, or other material events affecting the tax
2 status of the Bonds; (7) modifications to rights of holders of the Bonds, if material; (8) Bond calls
3 (other than scheduled mandatory redemptions of Term Bonds), if material, and tender offers;
4 (9) defeasances; (10) release, substitution, or sale of property securing repayment of the Bonds, if
5 material; (11) rating changes; (12) bankruptcy, insolvency, receivership or similar event of the City, as
6 such “Bankruptcy Events” are defined in the Rule; (13) the consummation of a merger, consolidation,
7 or acquisition involving the City or the sale of all or substantially all of the assets of the City other than
8 in the ordinary course of business, the entry into a definitive agreement to undertake such an action or
9 the termination of a definitive agreement relating to any such actions, other than pursuant to its terms,
10 if material; (14) appointment of a successor or additional trustee or the change of name of a trustee, if
11 material; (15) incurrence of a financial obligation of the City, if material, or agreement to covenants,
12 events of default, remedies, priority rights, or other similar terms of a financial obligation of the City,
13 any of which affect holders of the Bonds, if material; and (16) any default, event of acceleration,
14 termination event, modification of terms, or other similar event under the terms of a financial obligation
15 of the City, any of which reflect financial difficulties.

16 For purposes of this Undertaking, the term “financial obligation” shall mean a debt
17 obligation; derivative instrument entered into in connection with, or pledged as security or a source of
18 payment for, an existing or planned debt obligation; or a guarantee of either a debt obligation or a
19 derivative instrument entered into in connection with, or pledged as security or a source of payment
20 for, an existing or planned debt obligation. The term “financial obligation” does not include municipal
21 securities as to which a final official statement has been provided to the MSRB consistent with the
22 Rule.

23 (iii) Timely notice of a failure by the City to provide required annual financial
24 information on or before the date specified in subsection (b) of this section.

1 (b) Type of Annual Financial Information Undertaken to be Provided. The annual
2 financial information and operating data that the City undertakes to provide in subsection (a) of this
3 section:

4 (i) Shall consist of (1) annual financial statements of the Water System prepared
5 in accordance with applicable generally accepted accounting principles applicable to governmental
6 units (except as otherwise noted therein), as such principles may be changed from time to time and as
7 permitted by applicable state law; (2) a statement of outstanding bonded debt secured by Net Revenue
8 of the Water System; (3) debt service coverage ratios; (4) general customer statistics, such as number
9 and type of customers and revenues by customer class; and (5) current water rates;

10 (ii) Shall be provided not later than the last day of the ninth month after the end of
11 each fiscal year of the City (currently, a fiscal year ending December 31), as such fiscal year may be
12 changed as required or permitted by state law, commencing with the City's fiscal year ending
13 December 31, 20__; and

14 (iii) May be provided in a single document or multiple documents, and may be
15 incorporated by specific reference to documents available to the public on the Internet website of the
16 MSRB or filed with the Securities and Exchange Commission.

17 (c) Amendment of Undertaking. This Undertaking is subject to amendment after the
18 primary offering of the Bonds without the consent of any Owner or holder of any Bond, or of any
19 broker, dealer, municipal securities dealer, participating underwriter, rating agency or the MSRB,
20 under the circumstances and in the manner permitted by the Rule, including:

21 (i) The amendment may only be made in connection with a change in
22 circumstances that arises from a change in legal requirements, change in law, or change in the identity,
23 nature, or status of the City, or type of business conducted by the City;

1 (ii) The Undertaking, as amended, would have complied with the requirements of
2 the Rule at the time of the primary offering, after taking into account any amendments or interpretations
3 of the Rule, as well as any change in circumstances; and

4 (iii) The amendment does not materially impair the interests of holders, as
5 determined either by parties unaffiliated with the City (e.g., bond counsel or other counsel familiar
6 with federal securities laws), or by an approving vote of bondholders pursuant to the terms of the Bond
7 Ordinance at the time of the amendment.

8 The City will give notice to the MSRB of the substance (or provide a copy) of any amendment
9 to this Undertaking and a brief statement of the reasons for the amendment. If the amendment changes
10 the type of annual financial information to be provided, the annual financial information containing
11 the amended financial information will include a narrative explanation of the effect of that change on
12 the type of information to be provided.

13 (d) Beneficiaries. This Undertaking shall inure to the benefit of the City and any Owner
14 of Bonds, and shall not inure to the benefit of or create any rights in any other person.

15 (e) Termination of Undertaking. The City's obligations under this Undertaking shall
16 terminate upon the legal defeasance, prior redemption, or payment in full of all of the Bonds. In
17 addition, the City's obligations under this Undertaking shall terminate if those provisions of the Rule
18 that require the City to comply with this Undertaking become legally inapplicable in respect of the
19 Bonds for any reason, as confirmed by an opinion of nationally recognized bond counsel or other
20 counsel familiar with federal securities laws delivered to the City, and the City provides timely notice
21 of such termination to the MSRB.

22 (f) Remedy for Failure to Comply with Undertaking. As soon as practicable after the City
23 learns of any material failure to comply with this Undertaking, the City will proceed with due diligence
24 to cause such noncompliance to be corrected. No failure by the City or other obligated person to comply
25 with this Undertaking shall constitute a default in respect of the Bonds. The sole remedy of any Owner

1 of a Bond shall be to take such actions as that Owner deems necessary, including seeking an order of
2 specific performance from an appropriate court, to compel the City or other obligated person to comply
3 with this Undertaking.

4 (g) Designation of Official Responsible to Administer Undertaking. The Director of
5 Finance of the City (or such other officer of the City who may in the future perform the duties of that
6 office) or the Director’s designee is the person designated, in accordance with the Bond Ordinance, to
7 carry out this Undertaking of the City in respect of the Bonds set forth in this section and in accordance
8 with the Rule, including, without limitation, the following actions:

9 (i) Preparing and filing the annual financial information undertaken to be
10 provided;

11 (ii) Determining whether any event specified in subsection (a)(ii) has occurred,
12 assessing its materiality, where necessary, with respect to the Bonds, and preparing and disseminating
13 any required notice of its occurrence;

14 (iii) Determining whether any person other than the City is an “obligated person”
15 within the meaning of the Rule with respect to the Bonds, and obtaining from such person an
16 undertaking to provide any annual financial information and notice of listed events for that person in
17 accordance with the Rule;

18 (iv) Selecting, engaging and compensating designated agents and consultants,
19 including but not limited to financial advisors and legal counsel, to assist and advise the City in carrying
20 out this Undertaking; and

21 (v) Effecting any necessary amendment of the Undertaking.

SUMMARY and FISCAL NOTE

Department:	Dept. Contact:	CBO Contact:
City Finance / SPU	Kristi Beattie Paul Hanna	Saroja Reddy Akshay Iyengar

1. BILL SUMMARY

Legislation Title: AN ORDINANCE relating to the municipal water system of The City of Seattle; adopting a system or plan of additions and betterments to and extensions of the existing municipal water system; authorizing the issuance and sale of water system revenue bonds in one or more series for the purposes of paying or reimbursing part of the cost of carrying out that system or plan, providing for the reserve requirement, and paying the costs of issuance of the bonds; providing parameters for the bond sale terms including conditions, covenants, and other sale terms; describing the lien of the bonds; creating certain accounts of the City relating to the bonds; and ratifying and confirming certain prior acts.

Summary and Background of the Legislation: This legislation provides legal authorization for the Water System to issue up to \$106 million of bonds to fund a portion of capital expenditures outlined in the proposed 2025-2030 Capital Improvement Plan (CIP). Although the budget, capital plan, and rates make specific assumptions about the use of debt financing for a certain share of the capital program, separate authorization for the issuance of bonds is technically required.

The bond sale is anticipated to occur in mid-2025. The bond proceeds, combined with internally generated funds, will support the water system capital program for about 12 months. The bond sizing is based on the adopted budget, Strategic Business Plan, rates, planned cash flow, and cash contribution targets. The bond proceeds will also be used to make a deposit to the bond reserve fund and to pay issuance costs. Annual debt service is expected to be approximately \$6.9 million. Major projects supported by the bond issue include transmission and distribution system upgrades, water quality and treatment and transportation-related projects. For further information about Water CIP, please see the SPU Proposed 2025-2030 capital plan.

2. CAPITAL IMPROVEMENT PROGRAM

Does this legislation create, fund, or amend a CIP Project? ☐ Yes ☒ No

3. SUMMARY OF FINANCIAL IMPLICATIONS

Does this legislation have financial impacts to the City? ☐ Yes ☒ No

4. OTHER IMPLICATIONS

- a. **Please describe how this legislation may affect any departments besides the originating department.**

This legislation affects Seattle Public Utilities (SPU) which is responsible for managing the bond proceeds and implementing the major projects supported by the bond issue.

Does this legislation affect a piece of property? If yes, please attach a map and explain any impacts on the property. Please attach any Environmental Impact Statements, Determinations of Non-Significance, or other reports generated for this property.

No.

- b. **Please describe any perceived implication for the principles of the Race and Social Justice Initiative.**

- i. **How does this legislation impact vulnerable or historically disadvantaged communities? How did you arrive at this conclusion? In your response please consider impacts within City government (employees, internal programs) as well as in the broader community.**

N/A.

- ii. **Please attach any Racial Equity Toolkits or other racial equity analyses in the development and/or assessment of the legislation.**

N/A.

- iii. **What is the Language Access Plan for any communications to the public?**

N/A.

- c. **Climate Change Implications**

- i. **Emissions: How is this legislation likely to increase or decrease carbon emissions in a material way? Please attach any studies or other materials that were used to inform this response.**

N/A.

- ii. **Resiliency: Will the action(s) proposed by this legislation increase or decrease Seattle's resiliency (or ability to adapt) to climate change in a material way? If so, explain. If it is likely to decrease resiliency in a material way, describe what will or could be done to mitigate the effects.**

N/A.

- d. **If this legislation includes a new initiative or a major programmatic expansion: What are the specific long-term and measurable goal(s) of the program? How will this legislation help achieve the program's desired goal(s)? What mechanisms will be used to measure progress towards meeting those goals?**

N/A.

5. CHECKLIST

- ☐ Is a public hearing required?
- ☐ Is publication of notice with *The Daily Journal of Commerce* and/or *The Seattle Times* required?
- ☐ If this legislation changes spending and/or revenues for a fund, have you reviewed the relevant fund policies and determined that this legislation complies?
- ☐ Does this legislation create a non-utility CIP project that involves a shared financial commitment with a non-City partner agency or organization?

6. ATTACHMENTS

Summary Attachments: None



Legislation Text

File #: CB 120902, Version: 1

CITY OF SEATTLE

ORDINANCE _____

COUNCIL BILL _____

AN ORDINANCE relating to acceptance of funding from non-City sources; authorizing the heads of various departments to accept and authorize the expenditure of specified grants, private funding, and subsidized loans and to execute, deliver, and perform corresponding agreements; amending Ordinance 126955, which adopted the 2024 Budget, including the 2024-2029 Capital Improvement Program (CIP); changing appropriations to various departments and budget control levels, and from various funds in the Budget; revising project allocations for certain projects in the 2024-2029 CIP; and ratifying and confirming certain prior acts.

BE IT ORDAINED BY THE CITY OF SEATTLE AS FOLLOWS:

Section 1. For each item in the following table, the head of the listed department is authorized to accept non-City funding from the listed sources below; and to execute, deliver, and perform, on behalf of The City of Seattle, agreements for the purposes described. The funding, when received, shall be deposited in the receiving fund identified to support, or as reimbursement for, either the appropriations set forth in Section 2 of this ordinance or existing appropriations in the receiving department.

Item	Department	Source	Purpose	Fund	Accept
1.1	Community Assisted Response and Engagement	Association of Washington Cities	The Association of Washington Cities provides funding to pay for salaries and benefit costs for Behavioral Health Professionals (Community Crisis Responders) employed by the CARE team.	General Fund (00100)	\$68,000

1.2	Department of Finance and Administrative Services	Department of Energy	This funding will upgrade a group of municipally-owned, community-serving buildings including transitioning the buildings' space and water heating from fossil fuels to carbon neutral electricity, supporting improved indoor air quality, reducing energy use and GHG emissions, and providing cooling to community members.	General Fund (00100)	\$681,520
1.3	Executive (Office of Economic Development)	Department of Commerce	This grant will support a program sponsorship of the M5 building film production programs and will provide reduced rate access to hot desks and film production offices.	General Fund (00100)	\$30,000
1.4	Executive (Office of Economic Development)	Department of Commerce	The grant will be used to lease space for nonprofit and academic institutions to incubate technology business start-ups, especially those focusing on artificial intelligence and develop and teach curricula to skill up workers to use artificial intelligence as a business resource.	General Fund (00100)	\$500,000
1.5	Executive (Office of Emergency Management)	FEMA via WA State Military Dept, Emergency Mgmt. Division	This FEMA Hazard Mitigation grant provides funding under Disaster Declaration DR-4481-WA to develop an equitable, citywide climate change mitigation strategy ("Seattle Climate Ready") in ways that prioritize vulnerable populations and places.	General Fund (00100)	\$7,500

1.6	Executive (Office of Emergency Management)	FEMA via WA State Military Dept., Emergency Mgmt. Division	This FEMA Hazard Mitigation grant provides funding under Disaster Declaration DR-4481-WA to install efficient air conditioning (A/C) in 5 branches of the Seattle Public Library system currently without A/C, in order to serve as public cooling centers and mitigate consequences of extreme heat events.	General Fund (00100)	\$291,427
1.7	Executive (Office of Housing)	U.S. Department of Housing and Urban Development	The Pathways to Removing Obstacles to Housing (PRO Housing) grant supports identification and removal of barriers to affordable housing production and preservation.	Low Income Housing Fund (16400)	\$5,000,000
1.8	Executive (Office of Housing)	Bonneville Power Administration via the Washington State Department of Commerce	This Department of Commerce grant provides funding for program administration and delivery of weatherization and repair services to improve energy efficiency, and provide health and safety benefits for Eligible Low-Income Persons/Participants in areas served by the Bonneville Power Administration in both single and multi-family buildings.	Low Income Housing Fund (16400)	\$250,000
				Office of Housing Fund (16600)	\$50,000
1.9	Executive (Office of Planning and Community Development)	Federal Emergency Management Agency	This FEMA Hazard Mitigation grant provides funding under Disaster Declaration DR-4481-WA to develop a an equitable, citywide climate change mitigation strategy ("Seattle Climate Ready") in ways that prioritize vulnerable populations and places.	General Fund (00100)	\$142,500

1.10	Executive (Office of Sustainability and Environment)	USDA Food and Nutrition Service	This project with Seattle Public Schools and community organizations will expand fresh and local food in school meals and increase education and training for students and practitioners.	General Fund (00100)	\$99,736
1.11	Human Services Department	WA State Dept of Commerce	To provide shelter and other supports for unhoused migrants in the Seattle area.	Human Services Fund (16200)	\$385,310
1.12	Human Services Department	WA State DSHS	To provide shelter and other supports for unhoused migrants in the Seattle area.	Human Services Fund (16200)	\$2,197,070
1.13	Human Services Department	King County	Grant to provide funding for the Law Enforcement Assisted Diversion program.	Human Services Fund (16200)	\$1,376,179
1.14	Human Services Department	WA State Health Care Authority	Grant to provide funding for the Law Enforcement Assisted Diversion program in Seattle.	Human Services Fund (16200)	\$1,240,000
1.15	Human Services Department	Washington State DSHS	Grant to support outreach and information sharing with older adults on the WA CARES program.	Human Services Fund (16200)	\$315,000
1.16	Human Services Department	Washington State DSHS	Grant providing nutrition programs to older adults in Seattle & King County.	Human Services Fund (16200)	\$3,762,709
1.17	Human Services Department	Washington State DSHS	Grant providing care transitions support to assist individuals exiting a hospital stay.	Human Services Fund (16200)	\$255,514
1.18	Human Services Department	University of Washington	Grant providing training to enhance the ability of service providers working with older adults.	Human Services Fund (16200)	\$203,607

1.19	Law Department	U.S. Department of Transportation National Highway Traffic Safety Administration (NHTSA)	The State Traffic Safety Resource Prosecutor (State TSRP) is a continuing project aimed at reducing impaired driving in Washington State. The State TSRP trains and educates prosecutors, law enforcement, judges, probation staff, legislators, and hearing examiners on topics crucial to impaired driving enforcement. The State TSRP provides experienced litigation assistance in the courtroom, legal memoranda, research assistance and online assistance via the State TSRP website and newsletter.	General Fund (00100)	\$230,934
1.20	Legislative Department	Washington State Historical Society	The grant will be used to develop archivist exhibits based on existing audio recordings from Seattle City Council committee meetings and public hearings to more inclusively represent community participation in the democratic process.	General Fund (00100)	\$13,564
1.21	Seattle Department of Transportation	Federal Highway Administration	To accept federal grant funding for the design phase of the N 130th St - Bitter Lake to Haller Lake Mobility Improvements project. This project will establish a new multimodal corridor to connect riders to the future N 130th St light rail station, including improvements for transit operations and reliability, safety, and nonmotorized access.	Transportation Fund (13000)	\$5,460,000

1.22	Seattle Department of Transportation	Seattle City Light	This appropriation increase represents additional scope for streetlighting work agreed to by SDOT and SCL in Amendment 2 of the interdepartmental agreement each agency has executed governing the Madison Bus Rapid Transit project.	Transportation Fund (13000)	\$2,144,220
1.23	Seattle Department of Transportation	Port of Seattle	This agreement supplements funding for the construction of the Terminal 5 quiet zone improvements and tree establishment costs.	Transportation Fund (13000)	\$2,000,000
1.24	Seattle Fire Department	WA State Department of Ecology	The Washington State Department of Ecology Grant Program provides funding for oil spill and hazardous materials response and firefighting equipment, resources and trainings that support local, regional, and statewide emergency response to oil spills and hazardous materials incidents.	General Fund (00100)	\$100,000
1.25	Seattle Fire Department	WA Homeland Security	The objective of the Federal Fiscal Year (FFY) 2024 State Homeland Security Program (SHSP) is to fund state, local, tribal, and territorial efforts to prevent, protect against, and respond to terrorist attacks, and prepare the nation for threats and hazards that pose the greatest risk to the security of the United States.	General Fund (00100)	\$294,000

1.26	Seattle Information Technology Department	Cybersecurity and Infrastructure Security Agency	This grant is provided by FEMA via Cybersecurity and Infrastructure Security Agency (CISA) to local government entities to bolster their cyber security programs. The City of Seattle will be a host city for the 2026 the FIFA World Cup. The City will be hosting individuals from around the world including dignitaries, political leaders and World Cup athletes and teams. While currently there is a strong security posture it will be imperative that the City's shields are even stronger prior to and during the events.	Information Technology Fund (50410)	\$160,000
1.27	Seattle Information Technology Department	Cybersecurity and Infrastructure Security Agency	This grant provided by FEMA via Cybersecurity and Infrastructure Security Agency (CISA) to local government entities to bolster their cyber security programs. This project enables the City to provide appropriate technical security measures to ensure our most sensitive data is protected within and outside the City's environment through implementation of a Citywide Data Loss Prevention (DLP) and Information Protection (IP) initiative. This effort will bolster the City's ability to protect our critical data assets, ensure technical mechanisms are in place to support requirements in the City's IT Security Policy, and reduce security and breach risk associated with unauthorized data access.	Information Technology Fund (50410)	\$75,000

1.28	Seattle Parks and Recreation	King County Department of Natural Resources and Parks	This Parks Capital and Open Space Program grant supports the redesign of Little Brook Park in northeast Seattle to improve safety, accessibility, visibility, and community gathering through a community garden, raised play area, and other amenities.	Park And Recreation Fund (10200)	\$720,000
1.29	Seattle Parks and Recreation	King County Department of Natural Resources and Parks	This Parks Capital and Open Space Program grant supports design construction plans for the Kubota Garden Visitor Center including a courtyard, decks, all-gender restrooms, and displays of information about the garden and upcoming events.	Park And Recreation Fund (10200)	\$500,000
1.30	Seattle Parks and Recreation	Washington State Department of Commerce	This grant supports the Garfield Super Block Project to renovate a multi-use park with new accessible connections, play and sports areas, and restrooms.	Park And Recreation Fund (10200)	\$2,950,000
1.31	Seattle Parks and Recreation	National Park Service	This Washington State Land and Water Conservation Fund grant supports the Garfield Super Block project to renovate a multi-use park with new accessible connections, play and sports areas, and restrooms.	Park And Recreation Fund (10200)	\$1,996,506
1.32	Seattle Parks and Recreation	National Park Service	This Washington State Land and Water Conservation Fund grant supports the Rainier Beach Playfield Skatepark project to develop an inclusive skate park with new ADA connections, picnic shelters, a loop pathway around the park, and other amenities.	Park And Recreation Fund (10200)	\$1,000,000

1.33	Seattle Parks and Recreation	National Park Service	This Washington State Land and Water Conservation Fund grant supports the redesign of Little Brook Park in northeast Seattle to improve safety, accessibility, visibility, and community gathering through a community garden, raised play area, and other amenities.	Park And Recreation Fund (10200)	\$800,000
1.34	Seattle Parks and Recreation	Washington State Recreation and Conservation Office	This Washington Wildlife and Recreation Program grant supports the Rainier Beach Playfield Skatepark project to develop an inclusive skate park with new ADA connections, picnic shelters, a loop pathway around the park, and other amenities.	Park And Recreation Fund (10200)	\$500,000
1.35	Seattle Parks and Recreation	Washington State Recreation and Conservation Office	This Washington Wildlife and Recreation Program grant supports the redesign of Little Brook Park in northeast Seattle to improve safety, accessibility, visibility, and community gathering through a community garden, raised play area, and other amenities.	Park And Recreation Fund (10200)	\$500,000
1.36	Seattle Parks and Recreation	National Park Service	This Washington State Land and Water Conservation Fund grant supports park and playgroup improvements at Be'er Sheva Park.	Park And Recreation Fund (10200)	\$365,420
1.37	Seattle Parks and Recreation	King County Department of Natural Resources and Parks	This Youth and Amateur Sports Grant supports replacing synthetic turf and other accessibility upgrades at the Garfield baseball field.	Park And Recreation Fund (10200)	\$250,000
1.38	Seattle Parks and Recreation	King County Department of Natural Resources and Parks	This Youth and Amateur Sports Grant supports improvements at the Rainier Community Center playground.	Park And Recreation Fund (10200)	\$250,000

1.39	Seattle Parks and Recreation	King County Department of Natural Resources and Parks	This Parks Capital and Open Space Program grant supports the Garfield Super Block project to renovate a multi-use park with new accessible connections, play and sports areas, and restrooms.	Park And Recreation Fund (10200)	\$800,000
1.40	Seattle Parks and Recreation	King County Department of Natural Resources and Parks	This Parks Capital and Open Space Program grant supports the Rainier Beach Playfield Skatepark project to develop an inclusive skate park with new accessible connections, picnic shelters, a loop pathway around the park, and other amenities.	Park And Recreation Fund (10200)	\$850,000
1.41	Seattle Police Department	Downtown Business Improvement Area	This item provides enhanced police services in downtown Seattle.	General Fund (00100)	\$530,000
1.42	Seattle Police Department	Washington Traffic Safety Commission	This item provides funding for impaired driving training.	General Fund (00100)	\$65,000
1.43	Seattle Police Department	Washington State Department of Commerce	This item provides funding to purchase vehicle pursuit management technology.	General Fund (00100)	\$250,000
1.44	Seattle Public Library	Washington State Department of Commerce	The Washington State Department of Commerce grant will support the purchase and installation of Electric Vehicle charging stations at the Central Library, Rainier Beach Library, Green Lake Library, Beacon Hill Library, and the Library's Maintenance and Operations Center.	Library Fund (10410)	\$367,000

1.45	Seattle Public Library	Federal Emergency Management Agency (FEMA)	This FEMA- and state-funded grant provides funds under Disaster Declaration DR-4481-WA to install efficient air conditioning (A/C) in 5 branches of the Seattle Public Library system currently without A/C, in order to serve as public cooling centers and mitigate consequences of extreme heat events.	Library Fund (10410)	\$5,537,121
1.46	Seattle Public Utilities	Washington Department of Commerce	This item provides funding for the acquisition of the former Silver Bay property in South Park for a new water quality treatment facility and other community benefits. There is no expiration for this grant. The Grantor will automatically request re-appropriation of unused funds in next state budget cycle. The item will be entirely funded by the Washington Department of Commerce. There is no match requirement for this grant.	Drainage and Wastewater Fund (44010)	\$1,212,500
1.47	Seattle Public Utilities	Washington Department of Ecology	This item increases grant-backed appropriation authority in order to accept a grant from the Washington Department of Commerce. This item provides funding to reimburse SPU, an NPDES Permittee, for funds used to implement and manage its municipal stormwater programs that reduce pollutants discharged into local waterbodies.	Drainage and Wastewater Fund (44010)	\$130,000

1.48	Seattle Public Utilities	Washington Department of Commerce	This item increases grant-backed appropriation authority in order to accept a grant from the Washington Department of Commerce. This will provide support for SPU to study the potential for street sweeping to reduce amounts of 6PPD-q, a tire antioxidant lethal to Coho salmon, on roadways. The grant will expire 12/31/2028. The item will be entirely funded by the Washington Department of Commerce. There is no match requirement for this grant.	Drainage and Wastewater Fund (44010)	\$877,004
1.49	Seattle Public Utilities	Washington Department of Commerce	This item provides increases grant-backed appropriation authority in order to accept a grant from the Washington Department of Commerce. This item provides funding for the advancement of SPU's goal of carbon neutral operations by 2030. SPU will explore renewable energy generation opportunities at its facilities, such as landfill and rooftop solar installations, in-line hydropower, and battery storage installations. Through this study, SPU will define and identify the best facilities for renewable energy generation and craft a road map to address implementation challenges, including grid capacity and interconnection concerns.	Drainage and Wastewater Fund (44010)	\$500,000

1.50	Seattle Public Utilities	Environmental Protection Agency	This item would allow Seattle Public Utilities to accept a grant from the Environmental Protection Agency for the South Park Phase 2 Conveyance. The South Park Phase 2 Conveyance will create a formal drainage system to address significant drainage and flooding issues in South Park.	Drainage and Wastewater Fund (44010)	\$3,000,000
1.51	Seattle Public Utilities	Washington Department of Ecology	This item would allow Seattle Public Utilities to accept a grant from the Washington Department of Ecology for the North Thornton Natural Drainage System Project. The North Thornton Natural Drainage System Project will improve water quality in the Thornton Creek watershed by removing pollutants from urban stormwater runoff before discharging into Thornton Creek and its tributaries while also delivering co-benefits to the community.	Drainage and Wastewater Fund (44010)	\$4,564,580
1.52	Seattle Public Utilities	Washington Department of Health	This item is one of two items that provide funding for the Bitter Lake Reservoir project, which will replace the existing reservoir with a new 21 million gallon circular, partial-buried reservoir that includes community benefits.	Water Fund (43000)	\$12,000,000
1.53	Seattle Public Utilities	Washington Department of Health	This item is the second of two items funding the Bitter Lake Reservoir project, which will replace the existing reservoir with a new 21 million gallon circular, partial-buried reservoir that includes community benefits.	Water Fund (43000)	\$3,000,000

1.54	Seattle Public Utilities	Washington Department of Ecology	This is the second of two projects for the Natural Drainage System (NDS) Partnering Program and will identify, design, and build 15-18 blocks of bioretention systems in the right-of-way in the separated Thornton Creek watershed.	Drainage and Wastewater Fund (44010)	\$11,891,739
1.55	Seattle Public Utilities	Washington Department of Ecology	This grant is for the development of a Remedial Investigation and Feasibility Study (RI/FS) for the contaminated sediments offshore of Gas Works Park and Harbor Patrol. Funding is being provided by the Washington State Department of Ecology using federal funding. There is no match requirement for this grant/loan. Funding is also being awarded to Seattle Parks and Recreation (SPR) for this project. Seattle Public Utilities and SPR are authorized to accept these funds under a 2012 Seattle ordinance authorizing these entities and Puget Sound Energy (PSE) to enter into a settlement, release, and cost allocation agreement for remediation of the combined gas Works Parks Upland sand North Lake Union sediments.	Drainage and Wastewater Fund (44010)	\$438,000
1.56	Executive (Office of Sustainability and Environment)	U.S. Department of Energy	This grant supports enforcement of Seattle's Building Emissions Performance Standards (BEPS) over 9 years (2025-2033), aiming to help achieve 90% compliance and provide funding for workforce development.	General Fund (00100)	\$17,222,016
TOTAL					\$100,400,676

Section 2. Contingent upon the execution of grant or other funding agreements and receipt of the funds authorized in Section 1 of this ordinance, the appropriations in the 2024 Budget for the following items are increased from the funds shown, as follows:

Item	Department	Fund	Budget Summary Level/BCL Code	CIP Project/ID	Change to 2024 Appropriations
2.1	Community Assisted Response and Engagement	General Fund (00100)	Community Assisted Response and Engagement (00100-BO-CS-40000)		\$68,000
2.2	Department of Finance and Administrative Services	General Fund (00100)	FAS Oversight-External Projects (00100-BC-FA-EXTPROJ)	Energy Efficiency for Municipal Buildings (MC-FA-ENEFFMBLD)	\$681,520
2.3	Executive (Office of Economic Development)	General Fund (00100)	Business Services (00100-BO-ED-X1D00)		\$30,000
2.4	Executive (Office of Economic Development)	General Fund (00100)	Business Services (00100-BO-ED-X1D00)		\$500,000
2.5	Executive (Office of Emergency Management)	General Fund (00100)	Office of Emergency Management (00100-BO-EP-10000)		\$7,500
2.6	Executive (Office of Emergency Management)	General Fund (00100)	Office of Emergency Management (00100-BO-EP-10000)		\$291,427
2.7	Executive (Office of Housing)	Low Income Housing Fund (16400)	Homeownership & Sustainability (16400-BO-HU-2000)		\$5,000,000
2.8	Executive (Office of Housing)	Low Income Housing Fund (16400)	Homeownership & Sustainability (16400-BO-HU-2000)		\$250,000
2.9	Executive (Office of Housing)	Office of Housing Fund (16600)	Homeownership & Sustainability (16600-BO-HU-2000)		\$50,000

2.10	Executive (Office of Planning and Community Development)	General Fund (00100)	Planning and Community Development (00100-BO-PC-X2P00)		\$142,500
2.11	Executive (Office of Sustainability and Environment)	General Fund (00100)	Office of Sustainability and Environment (00100-BO-SE-X1000)		\$99,736
2.12	Human Services Department	Human Services Fund (16200)	Addressing Homelessness (16200-BO-HS-H3000)		\$367,452
2.13	Human Services Department	Human Services Fund (16200)	Leadership and Administration (16200-BO-HS-H5000)		\$17,858
2.14	Human Services Department	Human Services Fund (16200)	Addressing Homelessness (16200-BO-HS-H3000)		\$2,110,443
2.15	Human Services Department	Human Services Fund (16200)	Leadership and Administration (16200-BO-HS-H5000)		\$86,627
2.16	Human Services Department	Human Services Fund (16200)	Supporting Safe Communities (16200-BO-HS-H4000)		\$1,376,179
2.17	Human Services Department	Human Services Fund (16200)	Leadership and Administration (16200-BO-HS-H5000)		\$7,273
2.18	Human Services Department	Human Services Fund (16200)	Supporting Safe Communities (16200-BO-HS-H4000)		\$1,232,727
2.19	Human Services Department	Human Services Fund (16200)	Leadership and Administration (16200-BO-HS-H5000)		\$22,303
2.20	Human Services Department	Human Services Fund (16200)	Promoting Healthy Aging (16200-BO-HS-H6000)		\$292,697

2.21	Human Services Department	Human Services Fund (16200)	Leadership and Administration (16200-BO-HS-H5000)		\$266,417
2.22	Human Services Department	Human Services Fund (16200)	Supporting Affordability and Livability (16200-BO-HS-H1000)		\$3,496,292
2.23	Human Services Department	Human Services Fund (16200)	Leadership and Administration (16200-BO-HS-H5000)		\$18,092
2.24	Human Services Department	Human Services Fund (16200)	Promoting Healthy Aging (16200-BO-HS-H6000)		\$237,422
2.25	Human Services Department	Human Services Fund (16200)	Leadership and Administration (16200-BO-HS-H5000)		\$15,515
2.26	Human Services Department	Human Services Fund (16200)	Promoting Healthy Aging (16200-BO-HS-H6000)		\$188,092
2.27	Law Department	General Fund (00100)	Criminal (00100-BO-LW-J1500)		\$230,934
2.28	Legislative Department	General Fund (00100)	Legislative Department (00100-BO-LG-G1000)		\$13,564
2.29	Seattle Department of Transportation	Transportation Fund (13000)	Mobility-Capital (13000-BC-TR-19003)	Madison BRT - RapidRide G Line (MC-TR-C051)	\$2,144,220
2.30	Seattle Department of Transportation	Transportation Fund (13000)	Major Maintenance/Replacement (13000-BC-TR-19001)	Urban Forestry Capital Establishment (MC-TR-C050)	\$10,522
2.31	Seattle Department of Transportation	Transportation Fund (13000)	Mobility-Capital (13000-BC-TR-19003)	Freight Spot Improvement Program (MC-TR-C047)	\$1,989,478

2.32	Seattle Fire Department	General Fund (00100)	Operations (00100-BO-FD-F3000)		\$100,000
2.33	Seattle Fire Department	General Fund (00100)	Operations (00100-BO-FD-F3000)		\$294,000
2.34	Seattle Information Technology Department	Information Technology Fund (50410)	Applications (50410-BO-IT-D0600)		\$160,000
2.35	Seattle Information Technology Department	Information Technology Fund (50410)	Applications (50410-BO-IT-D0600)		\$75,000
2.36	Seattle Parks and Recreation	Park And Recreation Fund (10200)	Fix It First (10200-BC-PR-40000)	Major Maintenance and Asset Management (MC-PR-41001)	\$720,000
2.37	Seattle Parks and Recreation	Park And Recreation Fund (10200)	Fix It First (10200-BC-PR-40000)	Major Maintenance and Asset Management (MC-PR-41001)	\$500,000
2.38	Seattle Parks and Recreation	Park And Recreation Fund (10200)	Fix It First (10200-BC-PR-40000)	Major Maintenance and Asset Management (MC-PR-41001)	\$2,950,000
2.39	Seattle Parks and Recreation	Park And Recreation Fund (10200)	Fix It First (10200-BC-PR-40000)	Major Maintenance and Asset Management (MC-PR-41001)	\$1,996,506
2.40	Seattle Parks and Recreation	Park And Recreation Fund (10200)	Fix It First (10200-BC-PR-40000)	Major Maintenance and Asset Management (MC-PR-41001)	\$1,000,000

2.41	Seattle Parks and Recreation	Park And Recreation Fund (10200)	Fix It First (10200-BC-PR-40000)	Major Maintenance and Asset Management (MC-PR-41001)	\$800,000
2.42	Seattle Parks and Recreation	Park And Recreation Fund (10200)	Fix It First (10200-BC-PR-40000)	Major Maintenance and Asset Management (MC-PR-41001)	\$500,000
2.43	Seattle Parks and Recreation	Park And Recreation Fund (10200)	Fix It First (10200-BC-PR-40000)	Major Maintenance and Asset Management (MC-PR-41001)	\$500,000
2.44	Seattle Parks and Recreation	Park And Recreation Fund (10200)	Fix It First (10200-BC-PR-40000)	Major Maintenance and Asset Management (MC-PR-41001)	\$365,420
2.45	Seattle Parks and Recreation	Park And Recreation Fund (10200)	Fix It First (10200-BC-PR-40000)	Major Maintenance and Asset Management (MC-PR-41001)	\$250,000
2.46	Seattle Parks and Recreation	Park And Recreation Fund (10200)	Fix It First (10200-BC-PR-40000)	Major Maintenance and Asset Management (MC-PR-41001)	\$250,000
2.47	Seattle Parks and Recreation	Park And Recreation Fund (10200)	Fix It First (10200-BC-PR-40000)	Major Maintenance and Asset Management (MC-PR-41001)	\$800,000
2.48	Seattle Parks and Recreation	Park And Recreation Fund (10200)	Fix It First (10200-BC-PR-40000)	Major Maintenance and Asset Management (MC-PR-41001)	\$850,000
2.49	Seattle Police Department	General Fund (00100)	Special Operations (00100-BO-SP-P3400)		\$530,000

2.50	Seattle Police Department	General Fund (00100)	Leadership and Administration (00100-BO-SP-P1600)		\$65,000
2.51	Seattle Police Department	General Fund (00100)	Technical Services (00100-BO-SP-P8000)		\$250,000
2.52	Seattle Public Library	Library Fund (10410)	Capital Improvements (10410-BC-PL-B3000)		\$367,000
2.53	Seattle Public Library	Library Fund (10410)	Capital Improvements (10410-BC-PL-B3000)	Library Major Maintenance (MC-PL-B3011)	\$5,537,121
2.54	Seattle Public Utilities	Drainage and Wastewater Fund (44010)	Utility Service and Operations (44010-BO-SU-N200B)		\$1,212,500
2.55	Seattle Public Utilities	Drainage and Wastewater Fund (44010)	Utility Service and Operations (44010-BO-SU-N200B)		\$130,000
2.56	Seattle Public Utilities	Drainage and Wastewater Fund (44010)	Utility Service and Operations (44010-BO-SU-N200B)		\$877,004
2.57	Seattle Public Utilities	Drainage and Wastewater Fund (44010)	Utility Service and Operations (44010-BO-SU-N200B)		\$500,000
2.58	Seattle Public Utilities	Drainage and Wastewater Fund (44010)	Flooding, Sewer Backup & Landslide (44010-BC-SU-C380B)	South Park Stormwater Program (MC-SU-C3806)	\$3,000,000
2.59	Seattle Public Utilities	Drainage and Wastewater Fund (44010)	Combined Sewer Overflows (44010-BC-SU-C360B)	Future CSO Projects (MC-SU-C3612)	\$4,564,580
2.60	Seattle Public Utilities	Water Fund (43000)	Water Quality & Treatment (43000-BC-SU-C140B)	Reservoir Covering-Bitter Lake (MC-SU-C1419)	\$12,000,000
2.61	Seattle Public Utilities	Water Fund (43000)	Water Quality & Treatment (43000-BC-SU-C140B)	Reservoir Covering-Bitter Lake (MC-SU-C1419)	\$3,000,000

2.62	Seattle Public Utilities	Drainage and Wastewater Fund (44010)	Protection of Beneficial Uses (44010-BC-SU-C333B)	GSI for Protection of Beneficial Uses (MC-SU-C3316)	\$11,891,739
2.63	Seattle Public Utilities	Drainage and Wastewater Fund (44010)	Sediments (44010-BC-SU-C350B)	Sediment Remediation (MC-SU-C3503)	\$438,000
2.64	Executive (Office of Sustainability and Environment)	General Fund (00100)	Office of Sustainability and Environment (00100-BO-SE-X1000)		\$1,300,000
TOTAL					\$79,018,660

Unspent funds so appropriated shall carry forward to subsequent fiscal years until they are exhausted or abandoned by ordinance, except for items 2.12 and 2.13. Additionally, on December 31 annually, for each appropriation in this section, if the remaining funds are \$1.00 or less, that appropriation is abandoned.

Allocation modifications for the Seattle Department of Transportation and Seattle Public Utilities in this section shall operate for the purposes of increasing or decreasing the base for the limit imposed by subsection 4 (c) of Ordinance 126955.

Section 3. Any act consistent with the authority of this ordinance taken after its passage and prior to its effective date is ratified and confirmed.

Section 4. This ordinance shall take effect as provided by Seattle Municipal Code Sections 1.04.020 and 1.04.070.

Passed by the City Council the _____ day of _____, 2024, and signed by me in open session in authentication of its passage this _____ day of _____, 2024.

President _____ of the City Council

Approved / returned unsigned / vetoed this ____ day of _____, 2024.

Bruce A. Harrell, Mayor

Filed by me this _____ day of _____, 2024.

Scheereen Dedman, City Clerk

(Seal)

SUMMARY and FISCAL NOTE

Department:	Dept. Contact:	CBO Contact:
City Budget Office		Candice Foote

1. BILL SUMMARY

Legislation Title: AN ORDINANCE relating to acceptance of funding from non-City sources; authorizing the heads of various departments to accept and authorize the expenditure of specified grants, private funding, and subsidized loans and to execute, deliver, and perform corresponding agreements; amending Ordinance 126955, which adopted the 2024 Budget, including the 2024-2029 Capital Improvement Program (CIP); changing appropriations to various departments and budget control levels, and from various funds in the Budget; revising project allocations for certain projects in the 2024-2029 CIP; and ratifying and confirming certain prior acts.

Summary and Background of the Legislation: This ordinance proposes the acceptance of grants and/or private funds or donations from various agencies and organizations and authorizes the expenditure of funding backed by their respective revenue sources.

During the year, City departments receive grant awards or opportunities for other funding resources that are not anticipated in the Adopted Budget. The City Budget Office formally accepts these funds by compiling departmental grants acceptances and similar agreements in separate ordinances throughout the year.

This ordinance includes acceptance of a grant for the Seattle Department of Transportation from the Federal Highway Administration for \$5.46 million that will be included in a future ordinance for revenue and appropriation impacts. This grant is required to be formally accepted before year end. As such it is not reflected in appropriation or revenue estimates in Section 3 of the fiscal note.

The attached ordinance contains requests related to grants, donations, or other private funding agreements, modifying the Adopted Budget for the third and fourth quarters of 2024. This ordinance includes language that automatically abandons automatic carryforward items between \$0.00 and \$1.00 without returning to the Council. This provision assists departments in cleaning up small remaining appropriation authority before carryforward processes run. Remaining grant balances over \$1.00 will continue to come to the Council for abandonment.

2. CAPITAL IMPROVEMENT PROGRAM

Does this legislation create, fund, or amend a CIP Project?

☒ Yes ☐ No

See Summary Attachment A for additional details.

3. SUMMARY OF FINANCIAL IMPLICATIONS

Does this legislation have financial impacts to the City?

☒ Yes ☐ No

Expenditure Change (\$);	2024	2025 est.	2026 est.	2027 est.	2028 est.
General Fund	\$4,604,181	0	0	0	0
Expenditure Change (\$);	2024	2025 est.*	2026 est.*	2027 est.	2028 est.
Other Funds	\$74,414,479			0	0

Revenue Change (\$);	2024	2025 est.	2026 est.	2027 est.	2028 est.
General Fund	\$4,604,181	0	0	0	0
Revenue Change (\$);	2024	2025 est.	2026 est.	2027 est.	2028 est.
Other Funds	\$74,414,479			0	0
	0	0	0	0	0

3.a. Appropriations

☒ This legislation adds, changes, or deletes appropriations.

See Summary Attachment A for additional details.

3.b. Revenues/Reimbursements

☒ This legislation adds, changes, or deletes revenues or reimbursements.

See Summary Attachment A for additional details.

3.c. Positions

☐ This legislation adds, changes, or deletes positions.

3.d. Other Impacts

Does the legislation have other financial impacts to The City of Seattle, including direct or indirect, one-time or ongoing costs, that are not included in Sections 3.a through 3.c? If so, please describe these financial impacts. No.

If the legislation has costs, but they can be absorbed within existing operations, please describe how those costs can be absorbed. The description should clearly describe if the absorbed costs are achievable because the department had excess resources within their existing budget or if by absorbing these costs the department is deprioritizing other work that would have used these resources. None

Please describe any financial costs or other impacts of *not* implementing the legislation.
Without these resources, departments will be unable to carry out the work as described in Summary Attachment A without affecting other resources.

4. OTHER IMPLICATIONS

- a. Please describe how this legislation may affect any departments besides the originating department.**

This legislation is prepared by the City Budget Office on behalf of other departments and impacts a number of departments' 2024 budgets as outlined in Summary Attachment A.

- b. Does this legislation affect a piece of property? If yes, please attach a map and explain any impacts on the property. Please attach any Environmental Impact Statements, Determinations of Non-Significance, or other reports generated for this property.**
No

- c. Please describe any perceived implication for the principles of the Race and Social Justice Initiative.**

Please see Summary Attachment A for additional details regarding the types and locations of grants being accepted.

- i. How does this legislation impact vulnerable or historically disadvantaged communities? How did you arrive at this conclusion? In your response please consider impacts within City government (employees, internal programs) as well as in the broader community.**

Please see Summary Attachment A for additional details regarding the types and locations of grants being accepted.

- ii. Please attach any Racial Equity Toolkits or other racial equity analyses in the development and/or assessment of the legislation.**

Please see Summary Attachment A for additional details regarding the types and locations of grants being accepted.

- iii. What is the Language Access Plan for any communications to the public?**

Please see Summary Attachment A for additional details regarding the types and locations of grants being accepted.

- d. Climate Change Implications**

- i. Emissions: How is this legislation likely to increase or decrease carbon emissions in a material way? Please attach any studies or other materials that were used to inform this response.**

Please see Summary Attachment A for additional details on grants that may affect carbon emissions.

- ii. **Resiliency: Will the action(s) proposed by this legislation increase or decrease Seattle’s resiliency (or ability to adapt) to climate change in a material way? If so, explain. If it is likely to decrease resiliency in a material way, describe what will or could be done to mitigate the effects.**

Please see Summary Attachment A for additional details on grants that may affect Seattle’s resiliency.

- e. **If this legislation includes a new initiative or a major programmatic expansion: What are the specific long-term and measurable goal(s) of the program? How will this legislation help achieve the program’s desired goal(s)? What mechanisms will be used to measure progress towards meeting those goals?**

Grant funding goals are outlined in specific grant agreements. Please see Summary Attachment A for details on the grant purpose as it pertains to grant agreement goals.

5. CHECKLIST

- ☐ Is a public hearing required?
- ☐ Is publication of notice with *The Daily Journal of Commerce* and/or *The Seattle Times* required?
- ☒ If this legislation changes spending and/or revenues for a fund, have you reviewed the relevant fund policies and determined that this legislation complies?
- ☐ Does this legislation create a non-utility CIP project that involves a shared financial commitment with a non-City partner agency or organization?

6. ATTACHMENTS

Summary Attachments:

Summary Attachment A – 2024 Year-End Grant Acceptance Ordinance Detail Table

Item	Department	Source	Description	Fund	Budget Summary Level / BCL Code	Capital Project / ID	Accepted	Appropriated
1.1 / 2.1	Community Assisted Response and Engagement	Association of Washington Cities	This item increases appropriation authority by \$68,000 in the CS BSL (BO-CS-40000). This grant funding is from the Association of Washington Cities. This item provides funding to pay for salaries and benefit costs for Behavioral Health Professionals (Community Crisis Responders) employed by the CARE team. The CARE department accepts and manages this grant. There is no match. The period of performance for this grant is 7/1/2024-6/30/2025. This grant will be used to pay for salary and benefit costs of Behavioral Health Professionals (BHP) employed by the CARE program.	General Fund (00100)	Community Assisted Response and Engagement (00100-BO-CS-40000)		\$68,000	\$68,000
1.2 / 2.2	Department of Finance and Administrative Services	Department of Energy	This item increases grant-backed appropriation authority by \$681,520 in the Department of Finance and Administrative Services General Fund FAS Oversight-External Projects Budget Control Level (00100-BC-FA-EXTPROJ). This grant is awarded by the Department of Energy and will support the Municipal Energy and Emissions Program (MEEP), managed by the Office of Sustainability and Environment. This funding will be used to upgrade a group of municipally-owned, community-serving buildings including transitioning the buildings' space and water heating from fossil fuels to carbon neutral electricity, supporting improved indoor air quality, reducing energy use and GHG emissions, and providing cooling to community members. There is a match commitment of \$40,000 required for this award, which is supported by revenue backed general fund appropriation generated by utility rebates. Existing MEEP staff are responsible for staffing this project; there are no other staffing implications. The period of performance is 5/24/24 - 3/1/26.	General Fund (00100)	FAS Oversight-External Projects (00100-BC-FA-EXTPROJ)	Energy Efficiency for Municipal Buildings (MC-FA-ENEFFMBLD)	\$681,520	\$681,520
1.3 / 2.3	Executive (Office of Economic Development)	Department of Commerce	This item increases grant-backed appropriation authority by \$30,000 in the Office of Economic Development, in the General Fund Business Services Budget Control Level (00100-BO-ED-X1D00). This grant from the Washington State Department of Commerce will support a program sponsorship of the M5 building film production programs and will provide reduced rate access to hot desks and film production offices. This grant does not require a local match and will not result in ongoing costs after the period of performance.	General Fund (00100)	Business Services (00100-BO-ED-X1D00)		\$30,000	\$30,000
1.4 / 2.4	Executive (Office of Economic Development)	Department of Commerce	This item increases grant-back appropriation authority by \$500,000 in the Office of Economic Development, in the General Fund Business Services Budget Control Level (00100-BO-ED-X1D00). This grant from the Washington State Department of Commerce will be used to lease space for nonprofit and academic institutions to incubate technology business start-ups, especially those focusing on artificial intelligence and develop and teach curricula to skill up workers to use artificial intelligence as a business resource. The period of performance for this grant runs from July 1, 2024 through June 30, 2025. This grant does not require a local match and will not result in ongoing costs after the period of performance.	General Fund (00100)	Business Services (00100-BO-ED-X1D00)		\$500,000	\$500,000

Item	Department	Source	Description	Fund	Budget Summary Level / BCL Code	Capital Project / ID	Accepted	Appropriated
1.5 / 2.5	Executive (Office of Emergency Management)	FEMA via WA State Military Dept, Emergency Mgmt. Division	This item increases grant-backed appropriation authority by \$7,500 in the Office of Emergency Management (OEM), General Fund Budget Control Level (00100-BO-EP-10000). Funding is from the FEMA Hazard Mitigation Grant Program (HMGP), as a pass-through via WA State Military Department, Emergency Management Division. This grant provides funding under Disaster Declaration DR-4481-WA to develop an equitable, citywide climate change mitigation strategy ("Seattle Climate Ready") in ways that prioritize vulnerable populations and places. The \$7,500 grant award to OEM is 100% Federal funds for Subrecipient Management Costs (SMC), with no OEM matching requirement. In addition to this SMC award for OEM, OPCD has been awarded \$142,500 in external funds for Project Costs (\$135,000 Federal + \$7,500 State; plus a \$7,500 match requirement). OPCD portion to be entered separately.	General Fund (00100)	Office of Emergency Management (00100-BO-EP-10000)		\$7,500	\$7,500
1.6 / 2.6	Executive (Office of Emergency Management)	FEMA via WA State Military Dept., Emergency Mgmt. Division	This item increases grant-backed appropriation authority by \$291,427 in the Office of Emergency Management (OEM), General Fund Budget Control Level (00100-BO-EP-10000). Funding is from the Federal Emergency Management Agency (FEMA) Hazard Mitigation Grant Program (HMGP), as a pass-through via Washington (WA) State Military Department, Emergency Management Division. This grant provides funding under Disaster Declaration DR-4481-WA to install efficient air conditioning (A/C) in 5 branches of the Seattle Public Library system currently without A/C, in order to serve as public cooling centers and mitigate consequences of extreme heat events. In addition to this award for OEM, Seattle Public Libraries has been awarded \$5,537,121 in state and federal funds for project costs. No match is required by OEM.	General Fund (00100)	Office of Emergency Management (00100-BO-EP-10000)		\$291,427	\$291,427
1.7 / 2.7	Executive (Office of Housing)	U.S. Department of Housing and Urban Development	This item increase grant-backed appropriation authority by \$5,000,000 in Office of Housing, in the Low Income Housing Fund Homeownership & Sustainability Budget Control Level (16400-BO-HU-2000). This item is necessary to appropriate funding received from the U.S. Department of Housing and Urban Development's Pathways to Removing Obstacles to Housing (PRO Housing) grant program. This grant funding will be used to identify and remove barriers to affordable housing production and preservation. Roughly 7 in 10 households with incomes at or below 80% Area Median Income (AMI) are housing cost burdened. PRO Housing funding will enable Seattle to relieve financial pressure from nonprofit homeownership organizations and create affordable homeownership opportunities. The period of performance for this grant runs through December 31, 2030, and the Office of Housing anticipates spending \$1,000,000 annually. This grant does not require a local match and will not result in ongoing costs after the period of performance.	Low Income Housing Fund (16400)	Homeownership & Sustainability (16400-BO-HU-2000)		\$5,000,000	\$5,000,000
1.8 / 2.8	Executive (Office of Housing)	Bonneville Power Administration via the Washington Department of Commerce	This item increases grant-backed appropriation authority from a Bonneville Power Administration (BPA) grant in the Office of Housing by \$250,000 in the Low Income Housing Fund Homeownership & Sustainability Budget Control Level (16400-BO-HU-2000), and by \$50,000 in the Office Housing Fund Homeownership & Sustainability Budget Control Level (16400-BO-HU-2000). This grant supports weatherization projects for low-income households. The period of performance for the grant runs from October 1, 2024 through September 30, 2025. This grant does not require a local match and will not result in ongoing costs after the period of performance.	Low Income Housing Fund (16400)	Homeownership & Sustainability (16400-BO-HU-2000)		\$250,000	\$250,000
1.8 / 2.9	Executive (Office of Housing)			Office of Housing Fund (16600)	Homeownership & Sustainability (16600-BO-HU-2000)		\$50,000	\$50,000

Item	Department	Source	Description	Fund	Budget Summary Level / BCL Code	Capital Project / ID	Accepted	Appropriated
1.9 / 2.10	Executive (Office of Planning and Community Development)	Federal Emergency Management Agency	This item increases grant-backed appropriation authority by \$142,500 in the Office of Planning and Community Development's General Fund Planning and Community Development Budget Control Level (00100-BO-PC-X2P00). Funding is from the Federal Emergency Management Agency (FEMA) Hazard Mitigation Grant Program (HMGP) as a pass-through via the Washington State Military Department, Emergency Management Division. This grant provides funding to develop an equitable, citywide climate change mitigation strategy that prioritizes vulnerable populations and places. The Office of Emergency Management is receiving an additional award for sub recipient management costs and the state is providing half of the local match requirement. The City's local match requirement for OPCD's grant is \$7,500, which will be met through work performed by existing staff in OPCD. There are no ongoing costs due to this grant acceptance. The period of performance is through May 2, 2026.	General Fund (00100)	Planning and Community Development (00100-BO-PC-X2P00)		\$142,500	\$142,500
1.10 / 2.11	Executive (Office of Sustainability and Environment)	USDA Food and Nutrition Service	This item increases grant-backed appropriation authority by \$99,736 in the Office of Sustainability & Environment (OSE), in the General Fund Sustainability and Environment Budget Control Level (00100-BO-SE-X1000). This grant is awarded by the USDA Food and Nutrition Services, and will be used to expand fresh and local food in school meals at Seattle Public Schools and increase education and training for students and practitioners. There is a match commitment of \$243,232 required for this award, which is included in OSE's base budget using Sweetened Beverage Tax funds. The OSE Food Policy Advisor is responsible for staffing this project; there are no other staffing impacts. The period of performance is 7/22/24 - 6/30/26.	General Fund (00100)	Office of Sustainability and Environment (00100-BO-SE-X1000)		\$99,736	\$99,736
1.11 / 2.12	Human Services Department	WA State Dept of Commerce	This item increases appropriation authority by \$367,452 in the Human Services Fund Addressing Homelessness Budget Summary Level (16200-PO-HS-H3000) and \$17,858 in the Human Services Fund Leadership & Administration Budget Summary Level (16200-PO-HS-H5000). This grant funding is from the Washington State Department of Commerce and provides funding to support unhoused migrants in the Seattle area. The period of performance is 5/24-6/30/25. There is not a match requirement. There are no ongoing cost impacts by accepting this grant.	Human Services Fund (16200)	Addressing Homelessness (16200-BO-HS-H3000)		\$385,310	\$367,452
1.11 / 2.13					Leadership and Administration (16200-BO-HS-H5000)			\$17,858
1.12 / 2.14	Human Services Department	WA State DSHS	This item increases appropriation authority by \$2,110,243 in the Human Services Fund Addressing Homelessness Budget Summary Level (16200-PO-HS-H3000) and \$86,627 in the Human Services Fund Leadership & Administration Budget Summary Level (16200-PO-HS-H5000). This grant funding is from the Washington State Department of Community & Human Services and provides funding to support unhoused migrants in the Seattle area. The period of performance is 7/1/24-6/30/25. There is not a match requirement. There are no ongoing cost impacts by accepting this grant.	Human Services Fund (16200)	Addressing Homelessness (16200-BO-HS-H3000)		\$2,197,070	\$2,110,443
1.12 / 2.15					Leadership and Administration (16200-BO-HS-H5000)			\$86,627
1.13 / 2.16	Human Services Department	King County	This item increases appropriation authority by \$1,376,179 in the Human Services Fund Supporting Safe Communities Budget Summary Level (16200-PO-HS-H4000). This grant funding is from the King County and provides funding to support the Law Enforcement Assisted Diversion program. The period of performance is 1/1/24-12/31/24. There is not a match requirement. There are no ongoing cost impacts by accepting this grant.	Human Services Fund (16200)	Supporting Safe Communities (16200-BO-HS-H4000)		\$1,376,179	\$1,376,179

Item	Department	Source	Description	Fund	Budget Summary Level / BCL Code	Capital Project / ID	Accepted	Appropriated
1.14 / 2.17	Human Services Department	WA State Health Care Authority	This item increases appropriation authority by \$1,232,727 in the Human Services Fund Supporting Safe Communities Budget Summary Level (16200-PO-HS-H4000) and \$7,273 in the Human Services Fund Supporting Leadership & Administration Budget Summary Level (16200-PO-HS-H5000). This grant funding is from the WA State Health Care Authority and provides funding to support the Law Enforcement Assisted Diversion program. The period of performance is 7/1/24-6/30/25. There is not a match requirement. There are no ongoing cost impacts by accepting this grant.	Human Services Fund (16200)	Leadership and Administration (16200-BO-HS-H5000)		\$1,240,000	\$7,273
1.14 / 2.18					Supporting Safe Communities (16200-BO-HS-H4000)			\$1,232,727
1.15 / 2.19	Human Services Department	Washington State DSHS	This item increases grant-backed appropriation authority in Human Services Department in the Human Services Fund by \$292,697 in the Promoting Healthy Aging Budget Control Level (16200-PO-HS-H6000) and \$22,303 in the Leadership & Administration Budget Control Level (16200-PO-HS-H5000). This grant from Washington State DSHS provides state funding for WA Cares Fund outreach. The period of performance is 7/1/24-6/30/25. There is not a match requirement. There are no ongoing cost impacts by accepting this grant.	Human Services Fund (16200)	Leadership and Administration (16200-BO-HS-H5000)		\$315,000	\$22,303
1.15 / 2.20					Promoting Healthy Aging (16200-BO-HS-H6000)			\$292,697
1.16 / 2.21	Human Services Department	Washington State DSHS	This item increases grant-backed appropriation authority in Human Services Department in the Human Services Fund by \$3,496,292 in the Supporting Affordability & Livability Budget Control Level (16200-PO-HS-H1000) and \$266,417 in the Leadership & Administration Budget Control Level (16200-PO-HS-H5000). This grant from Washington State DSHS provides state funding for senior nutrition services. The period of performance is 7/1/24-6/30/25. There is not a match requirement. There are no ongoing cost impacts by accepting this grant.	Human Services Fund (16200)	Leadership and Administration (16200-BO-HS-H5000)		\$3,762,709	\$266,417
1.16 / 2.22					Supporting Affordability and Livability (16200-BO-HS-H1000)			\$3,496,292
1.17 / 2.23	Human Services Department	Washington State DSHS	This item increases grant-backed appropriation authority in Human Services Department in the Human Services Fund by \$237,422 in the Promoting Healthy Aging Budget Control Level (16200-PO-HS-H6000) and \$18,092 in the Leadership & Administration Budget Control Level (16200-PO-HS-H5000). This grant from Washington State DSHS provides state funding for care transitions services. The period of performance is 7/1/24-6/30/25. There is not a match requirement. There are no ongoing cost impacts by accepting this grant.	Human Services Fund (16200)	Leadership and Administration (16200-BO-HS-H5000)		\$255,514	\$18,092
1.17 / 2.24					Promoting Healthy Aging (16200-BO-HS-H6000)			\$237,422
1.18 / 2.25	Human Services Department	University of Washington	This item increases grant-backed appropriation authority by \$203,607 in Human Services Department, in the Human Services Fund Promoting Healthy Aging Control Level (16200-BO-HS-H6000) and \$188,092 in the Human Services Fund Leadership & Administration Control Level (16200-BO-HS-H5000) and \$15,514 in the Human Services Fund HSD - BO-HS-H1000 Supporting Affordability and Livability (16200-BO-HS-H1000). This appropriation is for providing training to enhance the ability of service providers working with older adults.	Human Services Fund (16200)	Leadership and Administration (16200-BO-HS-H5000)		\$203,607	\$15,515
1.18 / 2.26					Promoting Healthy Aging (16200-BO-HS-H6000)			\$188,092
1.19 / 2.27	Law Department	U.S. Department of Transportation National Highway Traffic Safety Administration (NHTSA)	This item increases appropriation authority by \$230,934 in the Criminal Budget Control Level (00100-BO-LW-J1500). This grant from the U.S. Department of Transportation National Highway Traffic Safety Administration (NHTSA) continues to support a Traffic Safety Resource prosecutor in the department first established in 2017. This grant covers the period of October 1, 2024 to September 30, 2025 and does not have a matching requirement.	General Fund (00100)	Criminal (00100-BO-LW-J1500)		\$230,934	\$230,934

Item	Department	Source	Description	Fund	Budget Summary Level / BCL Code	Capital Project / ID	Accepted	Appropriated
1.20 / 2.28	Legislative Department	Washington State Historical Society	This item increases grant-backed appropriation authority by \$13,564 in the Legislative Department, in the General Fund Legislative Department Budget Control Level (00100-LG-G1000). This grant funding is from the Washington State Historical Society for 2024-2025. This funding from the Diversity in Local History grant program will be used to develop archivist exhibits based on existing audio recordings from Seattle City Council committee meetings and public hearings to more inclusively represent community participation in the democratic process. There is no match required and no ongoing cost impacts as a result of accepting this grant.	General Fund (00100)	Legislative Department (00100-BO-LG-G1000)		\$13,564	\$13,564
1.22 / 2.29	Seattle Department of Transportation	Seattle City Light	This item increases appropriation authority by \$2,144,220 in the Seattle Department of Transportation (SDOT), in the Transportation Fund Mobility-Capital Budget Control Level (13000-BC-TR-19003). This item will add appropriation to pay for the existing streetlighting costs during construction of the Madison Bus Rapid Transit project. Seattle City Light will reimburse SDOT for these costs.	Transportation Fund (13000)	Mobility-Capital (13000-BC-TR-19003)	Madison BRT - RapidRide G Line (MC-TR-C051)	\$2,144,220	\$2,144,220
1.23 / 2.30	Seattle Department of Transportation	Port of Seattle	This item increases appropriation authority by \$1,989,478 in the Seattle Department of Transportation, in the Transportation Fund Mobility-Capital Budget Control Level (13000-BC-TR-19003) and by \$10,522 in the Transportation Fund Major Maintenance Budget Control Level (13000-BC-TR-19001). This item adds appropriation authority to the Freight Spot Improvement Program (MC-TR-C047) and Urban Forestry Capital Establishment Program (MC-TR-C050) to complete design, construction, and implementation of infrastructure to establish a Federal Railroad Administration-designated quiet zone at Terminal 5. This item is needed to reflect the updated contractor estimate on construction cost escalation and schedule delays caused by West Seattle Bridge repairs.	Transportation Fund (13000)	Major Maintenance/Replacement (13000-BC-TR-19001)	Urban Forestry Capital Establishment (MC-TR-C050)	\$2,000,000	\$10,522
1.23 / 2.31					Mobility-Capital (13000-BC-TR-19003)	Freight Spot Improvement Program (MC-TR-C047)		\$1,989,478
1.24 / 2.32	Seattle Fire Department	WA State Department of Ecology	This item increases grant-backed appropriation authority by \$100,000 in the Seattle Fire Department, in the General Fund Budget Control Level (00100-BO-FD-F3000). This grant funding is from the Washington State Department of Ecology for fiscal year 2024. This item provided funding to SFD to purchase firefighting foam, hose, nozzles and associated equipment to support hazardous materials response. The period of performance is until 6/30/2025. There are no new positions associated with this project and no match required. There are no ongoing cost impacts by accepting this grant.	General Fund (00100)	Operations (00100-BO-FD-F3000)		\$100,000	\$100,000
1.25 / 2.33	Seattle Fire Department	WA Homeland Security	This item increases grant-backed appropriation authority by \$294000 in the Seattle Fire Department (SFD) General Fund, Operations Budget Control Level (00100-BO-FD-F3000). The grant funding is from the Federal Emergency Management Agency (FEMA) of the Department of Homeland Security through the King County Office of Emergency Management, will fund additional Joint Hazard Assessment Team Training, Structural Collapse training, Nerve Agent Antidote Kits, and Infrared Spectrometer Detectors. The Seattle Fire Department provides training for other jurisdictions in the region. There are no positions or match required for this grant. There are no ongoing cost impacts by accepting this grant.	General Fund (00100)	Operations (00100-BO-FD-F3000)		\$294,000	\$294,000
1.26 / 2.34	Seattle Information Technology Department	Cybersecurity and Infrastructure Security Agency	This item increases grant-backed appropriation authority by \$160,000 in the ITD, in the Digital Security & Risk BSL. The funding is provided by FEMA via Cybersecurity and Infrastructure Security Agency (CISA) to local government entities to bolster their cyber security programs. The City of Seattle will be a host city for the 2026 the FIFA World Cup.	Information Technology Fund (50410)	Applications (50410-BO-IT-D0600)		\$160,000	\$160,000

Item	Department	Source	Description	Fund	Budget Summary Level / BCL Code	Capital Project / ID	Accepted	Appropriated
1.27 / 2.35	Seattle Information Technology Department	Cybersecurity and Infrastructure Security Agency	This item increases grant-backed appropriation authority by \$75,000 in the ITD, in the Digital Security & Risk BSL. The funding provided by FEMA via Cybersecurity and Infrastructure Security Agency (CISA) to local government entities to bolster their cyber security programs.	Information Technology Fund (50410)	Applications (50410-BO-IT-D0600)		\$75,000	\$75,000
1.28 / 2.36	Seattle Parks and Recreation	King County Department of Natural Resources and Parks	This item increases revenue-backed appropriation authority by \$720,000 in the Seattle Parks and Recreation Department in the Park and Recreation Fund Fix It First Budget Control Level (10200-BC-PR-40000). This Parks Capital and Open Space Program grant from King County supports the Major Maintenance and Asset Management Master project (MC-PR-41001), and will be used to support the Little Brook Improvement project to redesign Little Brook Park in northeast Seattle to improve safety, accessibility, visibility, and community gathering through a community garden, raised play area, and other amenities. This is a reimbursable grant, that does not require a match. The grant expiration date is 11-30-26. There are no ongoing cost impacts by accepting this grant.	Park And Recreation Fund (10200)	Fix It First (10200-BC-PR-40000)	Major Maintenance and Asset Management (MC-PR-41001)	\$720,000	\$720,000
1.29 / 2.37	Seattle Parks and Recreation	King County Department of Natural Resources and Parks	This item increases revenue-backed appropriation authority by \$500,000 in the Seattle Parks and Recreation Department in the Park and Recreation Fund Fix It First Budget Control Level (10200-BC-PR-40000). This Parks Capital and Open Space Program grant from King County supports the Major Maintenance and Asset Management Master project (MC-PR-41001), and will be used to design construction plans for the Kubota Garden Visitor Center including a courtyard, decks, all-gender restrooms, and displays of information about the garden and upcoming events. This is a reimbursable grant that does not require a match. The grant expiration date is 11-30-26. There are no ongoing cost impacts by accepting this grant.	Park And Recreation Fund (10200)	Fix It First (10200-BC-PR-40000)	Major Maintenance and Asset Management (MC-PR-41001)	\$500,000	\$500,000
1.30 / 2.38	Seattle Parks and Recreation	Washington State Department of Commerce	This item increases revenue-backed appropriation authority by \$2,950,000 in the Seattle Parks and Recreation Department in the Park and Recreation Fund Fix It First Budget Control Level (10200-BC-PR-40000). This Washington State Department of Commerce grant supports the Major Maintenance and Asset Management Master project (MC-PR-41001), and will be used to support the Garfield Super Block project to renovate a multi-use park with new accessible connections, play and sports areas, and restrooms. This is a reimbursable grant that does not require a match. The grant expiration date will be established when a contract is signed. There are no ongoing cost impacts by accepting this grant.	Park And Recreation Fund (10200)	Fix It First (10200-BC-PR-40000)	Major Maintenance and Asset Management (MC-PR-41001)	\$2,950,000	\$2,950,000
1.31 / 2.39	Seattle Parks and Recreation	National Park Service	This item increases revenue-backed appropriation authority by \$1,996,506 in the Seattle Parks and Recreation Department in the Park and Recreation Fund Fix It First Budget Control Level (10200-BC-PR-40000). This Washington State Land and Water Conservation Fund grant supports the Major Maintenance and Asset Management Master project (MC-PR-41001), and will be used to support the Garfield Super Block project to renovate a multi-use park with new accessible connections, play and sports areas, and restrooms. This is a reimbursable grant, requiring a \$1,996,506 match that will be funded by a combination of Real Estate Excise Tax and Seattle Park District funds, which the project budget satisfies. The grant expiration date will be established when a contract is signed. There are no ongoing cost impacts by accepting this grant.	Park And Recreation Fund (10200)	Fix It First (10200-BC-PR-40000)	Major Maintenance and Asset Management (MC-PR-41001)	\$1,996,506	\$1,996,506

Item	Department	Source	Description	Fund	Budget Summary Level / BCL Code	Capital Project / ID	Accepted	Appropriated
1.32 / 2.40	Seattle Parks and Recreation	National Park Service	This item increases revenue-backed appropriation authority by \$1,000,000 in the Seattle Parks and Recreation Department in the Park and Recreation Fund Fix It First Budget Control Level (10200-BC-PR-40000). This Washington State Land and Water Conservation Fund grant supports the Major Maintenance and Asset Management Master project (MC-PR-41001) and will be used to support the Rainier Beach Playfield Skatepark project to develop an inclusive skate park with new ADA connections, picnic shelters, a loop pathway around the park, and other amenities. This is a reimbursable grant, requiring a \$1,000,000 match requirement that will be funded by Seattle Park District funds, which the project budget satisfies. The grant expiration date will be established when a contract is signed. There are no ongoing cost impacts by accepting this grant.	Park And Recreation Fund (10200)	Fix It First (10200-BC-PR-40000)	Major Maintenance and Asset Management (MC-PR-41001)	\$1,000,000	\$1,000,000
1.33 / 2.41	Seattle Parks and Recreation	National Park Service	This item increases revenue-backed appropriation authority by \$800,000 in the Seattle Parks and Recreation Department in the Park and Recreation Fund Fix It First Budget Control Level (10200-BC-PR-40000). This Washington State Land and Water Conservation Fund grant supports the Major Maintenance and Asset Management Master project (MC-PR-41001), and will be used to support the Little Brook Improvement project to redesign Little Brook Park in northeast Seattle to improve safety, accessibility, visibility, and community gathering through a community garden, raised play area, and other amenities. This is a reimbursable grant, requiring a \$1,000,000 match that will be funded by Seattle Park District funds, which the project budget satisfies. The grant expiration date will be established when a contract is signed. There are no ongoing cost impacts by accepting this grant.	Park And Recreation Fund (10200)	Fix It First (10200-BC-PR-40000)	Major Maintenance and Asset Management (MC-PR-41001)	\$800,000	\$800,000
1.34 / 2.42	Seattle Parks and Recreation	Washington State Recreation and Conservation Office	This item increases revenue-backed appropriation authority by \$500,000 in the Seattle Parks and Recreation Department in the Park and Recreation Fund Fix It First Budget Control Level (10200-BC-PR-40000). This Washington State Recreation and Conservation Office’s Washington Wildlife and Recreation Program grant supports the Major Maintenance and Asset Management Master project (MC-PR-41001) and will be used to support the Rainier Beach Playfield Skatepark project to develop an inclusive skate park with new ADA connections, picnic shelters, a loop pathway around the park, and other amenities. This is a reimbursable grant, requiring a \$1,000,000 match that will be funded with Seattle Park District funds which the project budget satisfies. The grant expiration date will be established when a contract is signed. There are no ongoing cost impacts by accepting this grant.	Park And Recreation Fund (10200)	Fix It First (10200-BC-PR-40000)	Major Maintenance and Asset Management (MC-PR-41001)	\$500,000	\$500,000
1.35 / 2.43	Seattle Parks and Recreation	Washington State Recreation and Conservation Office	This item increases revenue-backed appropriation authority by \$500,000 in the Seattle Parks and Recreation Department in the Park and Recreation Fund Fix It First Budget Control Level (10200-BC-PR-40000). This Washington State Recreation and Conservation Office’s Washington Wildlife and Recreation Program grant supports the Major Maintenance and Asset Management Master project (MC-PR-41001), and will be used to support the Little Brook Improvement project to redesign Little Brook Park in northeast Seattle to improve safety, accessibility, visibility, and community gathering through a community garden, raised play area, and other amenities. This is a reimbursable grant, requiring a \$500,000 match that will be funded by Seattle Park District funds which the project budget satisfies. The grant expiration date will be established when a contract is signed. There are no ongoing cost impacts by accepting this grant.	Park And Recreation Fund (10200)	Fix It First (10200-BC-PR-40000)	Major Maintenance and Asset Management (MC-PR-41001)	\$500,000	\$500,000

Item	Department	Source	Description	Fund	Budget Summary Level / BCL Code	Capital Project / ID	Accepted	Appropriated
1.36 / 2.44	Seattle Parks and Recreation	National Park Service	This item increases revenue-backed appropriation authority by \$365,420 in the Seattle Parks and Recreation Department in the Park and Recreation Fund Fix It First Control Level (10200-BC-PR-40000). This Washington State Land and Water Conservation Fund grant supports the Major Maintenance and Asset Management Master project (MC-PR-41001), and will be used towards park and playground improvements at Be'er Sheva Park. This is a reimbursable grant, requiring a \$350,962 match that will be funded by a combination of Real Estate Excise Tax and Seattle Park District funds which the project budget satisfies. The grant expiration date will be established when a contract is signed. There are no ongoing cost impacts by accepting this grant.	Park And Recreation Fund (10200)	Fix It First (10200-BC-PR-40000)	Major Maintenance and Asset Management (MC-PR-41001)	\$365,420	\$365,420
1.37 / 2.45	Seattle Parks and Recreation	King County Department of Natural Resources and Parks	This item increases revenue-backed appropriation authority by \$250,000 in the Seattle Parks and Recreation Department in the Park and Recreation Fund Fix It First Budget Control Level (10200-BC-PR-40000). This Youth and Amateur Sports Grants from King County supports the Major Maintenance and Asset Management Master project (MC-PR-41001) and will be used to support replacing synthetic turf at the baseball field and other accessibility upgrades at Garfield Super Block. This is a reimbursable grant, that does not require a match. The grant expiration date will be established when a contract is signed. There are no ongoing cost impacts by accepting this grant.	Park And Recreation Fund (10200)	Fix It First (10200-BC-PR-40000)	Major Maintenance and Asset Management (MC-PR-41001)	\$250,000	\$250,000
1.38 / 2.46	Seattle Parks and Recreation	King County Department of Natural Resources and Parks	This item increases revenue-backed appropriation authority by \$250,000 in the Seattle Parks and Recreation Department in the Park and Recreation Fund Fix It First Budget Control Level (10200-BC-PR-40000). This Youth and Amateur Sports Grants from King County supports the Major Maintenance and Asset Management Master project (MC-PR-41001) and will be used to support improvements at the Rainier Community Center playground. This is a reimbursable grant, that does not require a match. The grant expiration date will be established when a contract is signed. There are no ongoing cost impacts by accepting this grant.	Park And Recreation Fund (10200)	Fix It First (10200-BC-PR-40000)	Major Maintenance and Asset Management (MC-PR-41001)	\$250,000	\$250,000
1.39 / 2.47	Seattle Parks and Recreation	King County Department of Natural Resources and Parks	This item increases revenue-backed appropriation authority by \$800,000 in the Seattle Parks and Recreation Department in the Park and Recreation Fund Fix It First Budget Control Level (10200-BC-PR-40000). This Parks Capital and Open Space Program grant from King County supports the Major Maintenance and Asset Management Master project (MC-PR-41001), and will be used to support the Garfield Super Block project to renovate a multi-use park with new accessible connections, play and sports areas, and restrooms. This is a reimbursable grant, that does not require a match. The grant expiration date is 11-30-2025. There are no ongoing cost impacts by accepting this grant.	Park And Recreation Fund (10200)	Fix It First (10200-BC-PR-40000)	Major Maintenance and Asset Management (MC-PR-41001)	\$800,000	\$800,000
1.40 / 2.48	Seattle Parks and Recreation	King County Department of Natural Resources and Parks	This item increases revenue-backed appropriation authority by \$850,000 in the Seattle Parks and Recreation Department in the Park and Recreation Fund Fix It First Budget Control Level (10200-BC-PR-40000). This Parks Capital and Open Space Program grant from King County supports the Major Maintenance and Asset Management Master project (MC-PR-41001) and will be used to support the Rainier Beach Playfield Skatepark project to develop an inclusive skate park with new accessible connections, picnic shelters, a loop pathway around the park, and other amenities. This is a reimbursable grant that does not require a match. The grant expiration date is 11-30-25. There are no ongoing cost impacts by accepting this grant.	Park And Recreation Fund (10200)	Fix It First (10200-BC-PR-40000)	Major Maintenance and Asset Management (MC-PR-41001)	\$850,000	\$850,000

Item	Department	Source	Description	Fund	Budget Summary Level / BCL Code	Capital Project / ID	Accepted	Appropriated
1.41 / 2.49	Seattle Police Department	Downtown Business Improvement Area	This item increases appropriation authority by \$530,000 in the Seattle Police Department in the Special Operations BSL (BO-SP-P3400) from the Downtown Business Improvement Area (DBIA). This item provides funding to enhance police presence and to help further provide for safety and protection of the public, businesses, and property owners within the DBIA boundaries. The term of this contract runs from July 1, 2024 to June 30, 2025. There are no matching or capital improvement projects associated with this item.	General Fund (00100)	Special Operations (00100-BO-SP-P3400)		\$530,000	\$530,000
1.42 / 2.50	Seattle Police Department	Washington Traffic Safety Commission	This item increases appropriation authority by \$65,000 in the Seattle Police Department in the Leadership and Administration BSL (BO-SP-P1600) from the Washington Traffic Safety Commission under the Impaired Driving Training Grant program. This item provides funding to facilitate impaired driving training for the Seattle Police Department and surrounding agencies. The term of this grant runs from October 1, 2024 to September 30, 2025. There are no matching requirements or capital improvement projects associated with this item.	General Fund (00100)	Leadership and Administration (00100-BO-SP-P1600)		\$65,000	\$65,000
1.43 / 2.51	Seattle Police Department	Washington State Department of Commerce	This item increases appropriation authority by \$250,000 in Seattle Police Department in the Technical Services BSL (BO-SP-P8000) from the Washington State Department of Commerce under the Law Enforcement Vehicle Pursuit Technology Grant Program. This item provides funding to purchase the following modern vehicle pursuit management technology: 30 StarChase vehicle mounted GPS launchers and 30 StarChase subscriptions. The technology will assist patrol activities including, but not limited to, vehicle pursuit mitigation. The term of this grant runs from July 1, 2024 to June 30, 2025. There are no matching requirements or capital improvement projects associated with this item.	General Fund (00100)	Technical Services (00100-BO-SP-P8000)		\$250,000	\$250,000
1.44 / 2.52	Seattle Public Library	Washington State Department of Commerce	This item increases revenue-backed appropriation authority by \$367,000 in the Library Capital Improvements BSL (10410-BC-PL-B3000). The Washington State Department of Commerce grant will support the purchase and installation of Electric Vehicle charging stations at the Central Library, Rainier Beach Library, Green Lake Library, Beacon Hill Library, and the Library’s Maintenance and Operations Center. There is a 25% matching requirement for this grant, which will be funded through use of existing Library resources.	Library Fund (10410)	Capital Improvements (10410-BC-PL-B3000)		\$367,000	\$367,000
1.45 / 2.53	Seattle Public Library	Federal Emergency Management Agency (FEMA)	This item increases grant-backed appropriation authority by \$5,537,121 in the Library Capital Improvements BSL (10410-BC-PL-B3000). Funding is from the FEMA Hazard Mitigation Grant Program (HMGP), as a pass-through via WA State Military Department, Emergency Management Division. This grant provides funding under Disaster Declaration DR-4481-WA to install efficient air conditioning (A/C) in 5 branches of the Seattle Public Library system currently without A/C, in order to serve as public cooling centers and mitigate consequences of extreme heat events. This SPL \$5,537,121 award for Project Costs is comprised of: \$5,245,694 Federal Funds + \$291,427 State Funds. An additional required \$291,427 match will be met by SPL from 2019 voter-approved Levy funds, for a total Project Cost of \$5,828,549. OEM is receiving a related grant for subrecipient management costs (\$291,427) that is not part of the total grant project cost but is associated with the overall effort.	Library Fund (10410)	Capital Improvements (10410-BC-PL-B3000)	Library Major Maintenance (MC-PL-B3011)	\$5,537,121	\$5,537,121

Item	Department	Source	Description	Fund	Budget Summary Level / BCL Code	Capital Project / ID	Accepted	Appropriated
1.46 / 2.54	Seattle Public Utilities	Washington Department of Commerce	This item increases grant-backed appropriation authority by \$1,212,500 in Seattle Public Utilities, in the Drainage and Wastewater Services and Operations Budget Control Level (44010-BO-SU-N200B), in order to accept a grant from the Washington Department of Commerce. This item provides funding for the acquisition of the former Silver Bay property in South Park for a new water quality treatment facility and other community benefits. There is no expiration for this grant. The Grantor will automatically request re-appropriation of unused funds in next state budget cycle. The item will be entirely funded by the Washington Department of Commerce. There is no match requirement for this grant.	Drainage and Wastewater Fund (44010)	Utility Service and Operations (44010-BO-SU-N200B)		\$1,212,500	\$1,212,500
1.47 / 2.55	Seattle Public Utilities	Washington Department of Ecology	This item increases grant-backed appropriation authority by \$130,000 in Seattle Public Utilities, in the Drainage and Wastewater Utility Services and Operations Budget Control Level (44010-BO-SU-N200B), in order to accept a grant from the Washington Department of Commerce. This item provides funding to reimburse SPU, an NPDES Permittee, for funds used to implement and manage its municipal stormwater programs that reduce pollutants discharged into local waterbodies.	Drainage and Wastewater Fund (44010)	Utility Service and Operations (44010-BO-SU-N200B)		\$130,000	\$130,000
1.48 / 2.56	Seattle Public Utilities	Washington Department of Commerce	This item increases grant-backed appropriation authority by \$877,004 in Seattle Public Utilities, in the Drainage and Wastewater Services and Operations Budget Control Level (44010-BO-SU-N200B), in order to accept a grant from the Washington Department of Commerce. This item will provide support for SPU to study the potential for street sweeping to reduce the amount of 6PPD-q, a tire antioxidant lethal to coho salmon, on roadways. The grant will expire 12/31/2028. The item will be entirely funded by the Washington Department of Commerce. There is no match requirement for this grant.	Drainage and Wastewater Fund (44010)	Utility Service and Operations (44010-BO-SU-N200B)		\$877,004	\$877,004
1.49 / 2.57	Seattle Public Utilities	Washington Department of Commerce	This item provides increases grant-backed appropriation authority by \$500,000 in Seattle Public Utilities, in the Drainage and Wastewater Utility Services and Operations Budget Control Level (44010-BO-SU-N200B), in order to accept a grant from the Washington Department of Commerce. This item provides funding for the advancement of SPU’s goal of carbon neutral operations by 2030. SPU will explore renewable energy generation opportunities at its facilities, such as landfill and rooftop solar installations, in-line hydropower, and battery storage installations. Through this study, SPU will define and identify the best facilities for renewable energy generation and craft a road map to address implementation challenges, including grid capacity and interconnection concerns.	Drainage and Wastewater Fund (44010)	Utility Service and Operations (44010-BO-SU-N200B)		\$500,000	\$500,000
1.50 / 2.58	Seattle Public Utilities	Environmental Protection Agency	This item increases grant-backed appropriation authority by \$3,000,000 in Seattle Public Utilities, in the Drainage & Wastewater Fund Flooding, Sewer Backup & Landslide Budget Control Level (44010-BC-SU-C380B). This item would allow Seattle Public Utilities to accept a grant from the Environmental Protection Agency (EPA) for the South Park Phase 2 Conveyance. The South Park Phase 2 Conveyance will create a formal drainage system to address significant drainage and flooding issues in South Park. There is no expiration for this Grant. The conveyance will be entirely funded by the EPA via the federal government. There is no match requirement for this grant.	Drainage and Wastewater Fund (44010)	Flooding, Sewer Backup & Landslide (44010-BC-SU-C380B)	South Park Stormwater Program (MC-SU-C3806)	\$3,000,000	\$3,000,000

Item	Department	Source	Description	Fund	Budget Summary Level / BCL Code	Capital Project / ID	Accepted	Appropriated
1.51 / 2.59	Seattle Public Utilities	Washington Department of Ecology	This item increases grant-backed appropriation authority by \$4,564,580 in Seattle Public Utilities, in the Drainage & Wastewater Fund Flooding, Combined Sewer Overflows Budget Control Level (44010-BC-SU-C360B). The North Thornton Natural Drainage System Project will improve water quality in the Thornton Creek watershed by removing pollutants from urban stormwater runoff before discharging into Thornton Creek and its tributaries while also delivering co-benefits to the community. The item is structured as a loan with a duration of 30 years, an interest rate of 1.6%, and forgivable principle of \$3,698,000. The project will be entirely funded by the Washington Department of Ecology. There is no match requirement.	Drainage and Wastewater Fund (44010)	Combined Sewer Overflows (44010-BC-SU-C360B)	Future CSO Projects (MC-SU-C3612)	\$4,564,580	\$4,564,580
1.52 / 2.60	Seattle Public Utilities	Washington Department of Health	This item increases grant-backed appropriation authority by \$12,000,000 in Seattle Public Utilities, in the Drainage & Wastewater Fund Flooding, Water Quality & Treatment Budget Control Level (44010-BC-SU-C140B). The Bitter Lake Reservoir project replaces the existing reservoir with a new 21 million gallon circular, partial-buried reservoir that includes community benefits. This grant is structured as a loan, with a duration of 24 years at an interest rate of 1.75%. There is no match requirement. The project will be entirely funded by the Washington Department of Ecology. The project will be entirely funded by the Washington Department of Ecology.	Water Fund (43000)	Water Quality & Treatment (43000-BC-SU-C140B)	Reservoir Covering-Bitter Lake (MC-SU-C1419)	\$12,000,000	\$12,000,000
1.53 / 2.61	Seattle Public Utilities	Washington Department of Health	This item increases grant-backed appropriation authority by \$3,000,000 in Seattle Public Utilities, in the Drainage & Wastewater Fund Flooding, Water Quality & Treatment Budget Control Level (44010-BC-SU-C140B). The Bitter Lake Reservoir project replaces the existing reservoir with a new 21 million gallon circular, partial-buried reservoir that includes community benefits. This grant is structured as a loan, with a duration of 20 years at an interest rate of 2.25%. The project will be entirely funded by the Washington Department of Ecology.	Water Fund (43000)	Water Quality & Treatment (43000-BC-SU-C140B)	Reservoir Covering-Bitter Lake (MC-SU-C1419)	\$3,000,000	\$3,000,000
1.54 / 2.62	Seattle Public Utilities	Washington Department of Ecology	This item increases grant-backed appropriation authority by \$11,891,739 in Seattle Public Utilities, in the Drainage & Wastewater Fund Flooding, Protection of Beneficial Uses Budget Control Level (44010-BC-SU-C333B). Authorization to accept this funding comes from City of Seattle Ordinance 126894 (2023), which authorized acceptance of funding from the federal Inflation Reduction Act via the Washington Department of Ecology for loans related to the South Thornton Creek Natural Drainage Systems project. Per the agreement, Seattle Public Utilities is authorized to execute, for and on behalf of The City of Seattle, FY2024 Stormwater Financial Assistance Program Agreement No. WQC-2024-SeaPUD-00059 with the Washington State Department of Ecology. This is the second project of the NDS Partnering Program and will identify, design, and build 15-18 blocks of bioretention systems in the right-of-way in the separated Thornton Creek watershed. There is no expiration for this grant. The project will be entirely funded by the Washington State Department of Ecology via the federal government. There is no match requirement for this grant.	Drainage and Wastewater Fund (44010)	Protection of Beneficial Uses (44010-BC-SU-C333B)	GSI for Protection of Beneficial Uses (MC-SU-C3316)	\$11,891,739	\$11,891,739

Item	Department	Source	Description	Fund	Budget Summary Level / BCL Code	Capital Project / ID	Accepted	Appropriated
1.55 / 2.63	Seattle Public Utilities	Washington Department of Ecology	<p>This item increases grant-backed appropriation authority by \$438,000 in Seattle Public Utilities, in the Drainage & Wastewater Fund Flooding, Sediments Budget Control Level (44010-BC-SU-C350B). This grant is for the development of a Remedial Investigation and Feasibility Study (RI/FS) for the contaminated sediments offshore of Gas Works Park and Harbor Patrol. There is no expiration for this grant/loan, nor any match requirement. Funding is provided by the Washington State Department of Ecology using federal funding. Funding is also being awarded to Seattle Parks and Recreation (SPR) for this project.</p> <p>Authority to accept this grant comes from a 2012 Seattle ordinance authorizes Seattle Public Utilities and Seattle Parks and Recreation to enter into a settlement, release and cost allocation agreement with Puget Sound Energy, Inc.(PSE) for remediation of the combined Gas Works Park uplands and North Lake Union sediments; to enter into and agreed order of consent decree with the Washington State Department of Ecology or U.S. Environmental Protection Agency and PSE to undertake additional work at the site consistent with the agreement; and to seed and accept state remedial action grants for cleanup work related to the site.</p>	Drainage and Wastewater Fund (44010)	Sediments (44010-BC-SU-C350B)	Sediment Remediation (MC-SU-C3503)	\$438,000	\$438,000
1.56 / 2.64	Office of Sustainability and Environment	United Stated Department of Energy	This item increases grant-backed appropriation authority by \$1,300,000 in the Office of Sustainability & Environment in the General Fund Office of Sustainability and Environment Budget Control Level (00100-BO-SE-X1000). The total award is \$17,222,016 over nine years (2025-2033). This grant will aid with the implementation and enforcement of Seattle’s Building Emissions Performance Standards (BEPS) and will back community supports to achieve high rates of compliance, at least 90% for 2027-2030, as well as workforce development to foster strong, equitable compliance with the Seattle BEPS policy with no significant differences in compliance rates for disadvantaged buildings.	General Fund (00100)	Sustainability and Environment (00100-BO-SE-X1000)		\$17,222,016	\$1,300,000
SUB-TOTAL							\$94,940,676	\$79,018,660
ACCEPTANCE ONLY, NO REVENUE OR APPROPRIATION CHANGES								
1.21	Seattle Department of Transportation	Federal Highway Administration	To accept federal grant funding for the design phase of the N 130th St - Bitter Lake to Haller Lake Mobility Improvements project. This project will establish a new multimodal corridor to connect riders to the future N 130th St light rail station, including improvements for transit operations and reliability, safety, and nonmotorized access.				\$5,460,000	
GRAND TOTAL							\$100,400,676	\$79,018,660



Legislation Text

File #: CB 120903, Version: 1

CITY OF SEATTLE

ORDINANCE _____

COUNCIL BILL _____

AN ORDINANCE amending Ordinance 126955, which adopted the 2024 Budget, including the 2024-2029 Capital Improvement Program (CIP); changing appropriations to various departments and budget control levels, and from various funds in the Budget; revising project allocations for certain projects in the 2024-2029 CIP; creating positions; adding provisos; and ratifying and confirming certain prior acts; all by a 3/4 vote of the City Council.

BE IT ORDAINED BY THE CITY OF SEATTLE AS FOLLOWS:

Section 1. The appropriations for the following items in the 2024 Adopted Budget are reduced from the funds shown below:

Item	Department	Fund	Budget Summary Level/BCL Code	Amount
1.1	Department of Education and Early Learning	General Fund (00100)	K-12 Programs (00100-BO-EE-IL200)	(\$145,879)
1.2	Department of Finance and Administrative Services	Finance and Administrative Services Fund (50300)	Leadership & Administration (50300-BO-FA-0006)	(\$2,442,169)
		Payroll Expense Tax (14500)	Citywide Admin Services (14500-BO-FA-0002)	(\$792,395)
1.3	Finance General	General Fund (00100)	General Purpose (00100-BO-FG-2QD00)	(\$400,000)
1.4	Finance General	General Fund (00100)	General Purpose (00100-BO-FG-2QD00)	(\$1,800,000)
1.5	Finance General	General Fund (00100)	General Purpose (00100-BO-FG-2QD00)	(\$885,000)
1.6	Finance General	General Fund (00100)	General Purpose (00100-BO-FG-2QD00)	(\$462,677)

1.7	Human Services Department	Human Services Fund (16200)	Addressing Homelessness (16200-BO-HS-H3000)	(\$262,705)
			Preparing Youth for Success (16200-BO-HS-H2000)	(\$74,120)
			Leadership and Administration (16200-BO-HS-H5000)	(\$37,063)
1.8	Human Services Department	Human Services Fund (16200)	Addressing Homelessness (16200-BO-HS-H3000)	(\$2,065)
			Supporting Affordability and Livability (16200-BO-HS-H1000)	(\$718)
1.9	Executive (Office of Housing)	Office of Housing Fund (16600)	Leadership and Administration (16600-BO-HU-1000)	(\$6,262)
1.10	Executive (Office of Planning and Community Development)	General Fund (00100)	Equitable Development Initiative (00100-BO-PC-X2P40)	(\$860,000)
1.11	Executive (Office of Sustainability and Environment)	Payroll Expense Tax (14500)	Office of Sustainability and Environment (14500-BO-SE-X1000)	(\$400,000)
1.12	Executive (Office of Sustainability and Environment)	General Fund (00100)	Office of Sustainability and Environment (00100-BO-SE-X1000)	(\$1,495,000)
1.13	Executive (Office of Sustainability and Environment)	General Fund (00100)	Office of Sustainability and Environment (00100-BO-SE-X1000)	(\$536,250)
1.14	Executive (Office of Sustainability and Environment)	General Fund (00100)	Office of Sustainability and Environment (00100-BO-SE-X1000)	(\$4,413,424)
1.15	Seattle Department of Transportation	Transportation Fund (13000)	General Expense (13000-BO-TR-18002)	(\$210,954)
1.16	Seattle Department of Transportation	Transportation Fund (13000)	Mobility Operations (13000-BO-TR-17003)	(\$300,000)
			ROW Management (13000-BO-TR-17004)	(\$120,000)
		Transportation Benefit District Fund (19900)	Mobility Operations (19900-BO-TR-17003)	(\$180,000)

1.17	Executive (Office of Economic Development)	General Fund (00100)	Business Services (00100-BO-ED-X1D00)	(\$681,178)
1.18	Executive (Office of Housing)	Payroll Expense Tax (14500)	Multifamily Housing (14500-BO-HU-3000)	(\$2,000,000)
1.19	Finance General	Finance and Administrative Services Fund (50300)	General Purpose (00100-BO-FG-2QD00)	(\$490,000)
Total				(18,997,859)

Section 2. In order to pay for necessary costs and expenses incurred or to be incurred in 2024, but for which insufficient appropriations were made due to causes that could not reasonably have been foreseen at the time of making the 2024 Budget, appropriations for the following items in the 2024 Budget are increased from the funds shown, as follows:

Item	Department	Fund	Budget Summary Level/BCL Code	Amount
2.1	Department of Education and Early Learning	Families Education Preschool Promise Levy (17871)	Post-Secondary Programs (17871-BO-EE-IL300)	\$331,080
2.2	Department of Education and Early Learning	Families Education Preschool Promise Levy (17871)	K-12 Programs (17871-BO-EE-IL200)	\$700,000
2.3	Department of Finance and Administrative Services	General Fund (00100)	Public Services (00100-BO-FA-0005)	\$80,000
2.4	Department of Finance and Administrative Services	Judgment/Claims Fund (00126)	Judgment & Claims Litigation (00126-BO-FA-JR000)	\$7,000,000
			Judgment & Claims Police Action (00126-BO-FA-JR020)	\$2,000,000
			Judgment & Claims Claims (00126-BO-FA-CJ000)	\$10,000,000
2.5	Department of Finance and Administrative Services	Finance and Administrative Services Fund (50300)	Office of City Finance (50300-BO-FA-0003)	\$393,017

			Public Services (50300-BO-FA-0005)	\$251,768
2.6	Finance General	General Fund (00100)	Appropriation to Special Funds (00100-BO-FG-2QA00)	\$1,200,000
2.7	Finance General	General Fund (00100)	General Purpose (00100-BO-FG-2QD00)	\$428,000
2.8	Finance General	Transportation Fund (13000)	General Purpose (13000-BO-FG-2QD00)	\$212,000
2.9	Finance General	Coronavirus Local Fiscal Recovery Fund (14000)	Appropriation to Special Funds (14000-BO-FG-2QA00)	\$758,558
2.10	Finance General	General Fund (00100)	Appropriation to Special Funds (00100-BO-FG-2QA00)	\$3,000,000
2.11	Finance General	General Fund (00100)	Appropriation to Special Funds (00100-BO-FG-2QA00)	\$500,000
2.12	Finance General	General Fund (00100)	Appropriation to Special Funds (00100-BO-FG-2QA00)	\$5,622,157
2.13	Human Services Department	General Fund (00100)	Addressing Homelessness (00100-BO-HS-H3000)	\$9,246,028
2.14	Human Services Department	Human Services Fund (16200)	Supporting Affordability and Livability (16200-BO-HS-H1000)	\$4,691,844
2.15	Executive (Office of Housing)	Payroll Expense Tax (14500)	Homeownership & Sustainability (14500-BO-HU-2000)	\$400,000
2.16	Executive (Office of Housing)	Office of Housing Fund (16600)	Leadership and Administration (16600-BO-HU-1000)	\$51,000
2.17	Executive (Office of Immigrant and Refugee Affairs)	General Fund (00100)	Office of Immigrant and Refugee Affairs (00100-BO-IA-X1N00)	\$150,000
2.18	Executive (Office of Planning and Community Development)	Payroll Expense Tax (14500)	Planning and Community Development (14500-BO-PC-X2P00)	\$50,000
2.19	Executive (Office of Sustainability and Environment)	Payroll Expense Tax (14500)	Office of Sustainability and Environment (14500-BO-SE-X1000)	\$3,687,438
2.20	Executive (Office of Sustainability and Environment)	General Fund (00100)	Office of Sustainability and Environment (00100-BO-SE-X1000)	\$254,458
2.21	Seattle City Light	Light Fund (41000)	Taxes (41000-BO-CL-TAXES)	\$15,000,000
2.22	Seattle City Light	Light Fund (41000)	Power Supply O&M (41000-BO-CL-PWRSUPPLY)	\$75,000,000

2.23	Seattle Fire Department	General Fund (00100)	Operations (00100-BO-FD-F3000)	\$555,391
			Fire Prevention (00100-BO-FD-F5000)	\$100,000
2.24	Seattle Fire Department	General Fund (00100)	Operations (00100-BO-FD-F3000)	\$1,664,420
2.25	Seattle Information Technology Department	Information Technology Fund (50410)	Technology Infrastructure (50410-BO-IT-D0300)	\$683,256
2.26	Seattle Information Technology Department	Information Technology Fund (50410)	Digital Security & Risk (50410-BO-IT-D0500)	\$200,000
2.27	Seattle Information Technology Department	Information Technology Fund (50410)	Applications (50410-BO-IT-D0600)	\$600,000
2.28	Seattle Information Technology Department	Information Technology Fund (50410)	Applications (50410-BO-IT-D0600)	\$285,528
2.29	Seattle Police Department	General Fund (00100)	Criminal Investigations (00100-BO-SP-P7000)	\$500,000
			Special Operations (00100-BO-SP-P3400)	\$4,800,000
			South Precinct (00100-BO-SP-P6500)	\$2,000,000
			West Precinct (00100-BO-SP-P6100)	\$2,000,000
			North Precinct (00100-BO-SP-P6200)	\$1,000,000
			East Precinct (00100-BO-SP-P6600)	\$500,000
			Southwest Precinct (00100-BO-SP-P6700)	\$2,000,000
2.30	Seattle Public Library	Library Fund (10410)	The Seattle Public Library (10410-BO-SPL)	\$37,000
2.31	Executive (Office of Economic Development)	General Fund (00100)	Business Services (00100-BO-ED-X1D00)	\$556,416
2.32	Seattle Department of Human Resources	Industrial Insurance Fund (10110)	Industrial Insurance Services (10110-BO-HR-INDINS)	\$6,701,000

2.33	Seattle Department of Human Resources	Unemployment Insurance Fund (10111)	Unemployment Services (10111-BO-HR-UNEMP)	\$900,000
2.34	Seattle Department of Human Resources	Group Term Life Fund (10113)	GTL/LTD/AD&D Insurance Service (10113-BO-HR-GTL)	\$190,000
2.35	Executive (City Budget Office)	General Fund (00100)	City Budget Office (00100-BO-CB-CZ000)	\$767,938
2.36	Seattle Public Utilities	Solid Waste Fund (45010)	General Expense (45010-BO-SU-N000B)	\$3,000,000
2.37	Ethics and Elections Commission	General Fund (00100)	Ethics and Elections (00100-BO-ET-V1T00)	\$70,000
2.38	Firefighter's Pension	Fireman's Pension Fund (61040)	Firefighters Pension (61040-BO-FP-R2F01)	\$5,236,000
2.39	Office of Economic and Revenue Forecasts	General Fund (00100)	Economic and Revenue Forecasts (00100-BO-ER-10000)	\$43,200
2.40	Seattle Department of Transportation	General Fund (00100)	Maintenance Operations (00100-BO-TR-17005)	\$52,000
2.41	Department of Finance and Administrative Services	Finance and Administrative Services Fund (50300)	Citywide Operational Services (BO-FA-0001)	\$490,000
Total				\$175,939,498

Unspent funds so appropriated in items 2.5, 2.7, 2.11, 2.14, 2.31, 2.35, and 2.41 shall carry forward to subsequent fiscal years until they are exhausted or abandoned by ordinance.

Section 3. In order to pay for necessary costs and expenses incurred or to be incurred in 2024, but for which insufficient appropriations were made due to causes that could not reasonably have been foreseen at the time of making the 2024 Budget, appropriations for the following items in the 2024 Budget, which are backed by revenues, are increased from the funds shown, as follows:

Item	Department	Fund	Budget Summary Level/BCL Code	Amount
3.1	Department of Education and Early Learning	General Fund (00100)	K-12 Programs (00100-BO-EE-IL200)	\$533,746
3.2	Department of Education and Early Learning	General Fund (00100)	Early Learning (00100-BO-EE-IL100)	\$143,267

3.3	Department of Finance and Administrative Services	Finance and Administrative Services Fund (50300)	Citywide Operational Services (50300-BO-FA-0001)	\$1,180,000
3.4	Department of Finance and Administrative Services	Finance and Administrative Services Fund (50300)	Citywide Operational Services (50300-BO-FA-0001)	\$1,070,000
3.5	Department of Finance and Administrative Services	Finance and Administrative Services Fund (50300)	Citywide Operational Services (50300-BO-FA-0001)	\$586,000
3.6	Department of Finance and Administrative Services	Finance and Administrative Services Fund (50300)	Citywide Operational Services (50300-BO-FA-0001)	\$3,000,000
3.7	Department of Finance and Administrative Services	Finance and Administrative Services Fund (50300)	Citywide Operational Services (50300-BO-FA-0001)	\$2,200,000
3.8	Department of Neighborhoods	General Fund (00100)	Community Building (00100-BO-DN-I3300)	\$79,040
3.9	Human Services Department	Human Services Fund (16200)	Supporting Affordability and Livability (16200-BO-HS-H1000)	\$15,000
3.10	Human Services Department	Human Services Fund (16200)	Promoting Healthy Aging (16200-BO-HS-H6000)	\$9,623,755
			Supporting Affordability and Livability (16200-BO-HS-H1000)	\$12,336
			Leadership and Administration (16200-BO-HS-H5000)	\$819,575
3.11	Human Services Department	Human Services Fund (16200)	Addressing Homelessness (16200-BO-HS-H3000)	\$114,861
3.12	Human Services Department	Opioid Settlement Proceed Fund (14510)	Promoting Public Health (14510-BO-HS-H7000)	\$269,250
3.13	Human Services Department	Human Services Fund (16200)	Supporting Affordability and Livability (16200-BO-HS-H1000)	\$227,257
3.14	Executive (Office of Housing)	Low Income Housing Fund (16400)	Homeownership & Sustainability (16400-BO-HU-2000)	\$1,495,000

3.15	Executive (Office of Immigrant and Refugee Affairs)	General Fund (00100)	Office of Immigrant and Refugee Affairs (00100-BO-IA-X1N00)	\$6,397
3.16	Seattle Center	Seattle Center Fund (11410)	Campus (11410-BO-SC-60000)	\$763,953
3.17	Seattle Department of Transportation	Transportation Fund (13000)	Bridges & Structures (13000-BO-TR-17001)	\$134,225
3.18	Seattle Fire Department	General Fund (00100)	Operations (00100-BO-FD-F3000)	\$25,000
3.19	Seattle Fire Department	General Fund (00100)	Operations (00100-BO-FD-F3000)	\$300,000
3.20	Seattle Fire Department	General Fund (00100)	Operations (00100-BO-FD-F3000)	\$1,960,003
3.21	Seattle Fire Department	General Fund (00100)	Operations (00100-BO-FD-F3000)	\$52,000
3.22	Seattle Fire Department	General Fund (00100)	Operations (00100-BO-FD-F3000)	\$22,192
3.23	Seattle Fire Department	General Fund (00100)	Operations (00100-BO-FD-F3000)	\$67,500
3.24	Seattle Information Technology Department	Information Technology Fund (50410)	Technology Infrastructure (50410-BO-IT-D0300)	\$550,000
3.25	Seattle Information Technology Department	Information Technology Fund (50410)	Technology Infrastructure (50410-BO-IT-D0300)	\$400,000
3.26	Seattle Information Technology Department	Information Technology Fund (50410)	Frontline Services and Workplace (50410-BO-IT-D0400)	\$2,151,939
3.27	Seattle Information Technology Department	Information Technology Fund (50410)	Technology Infrastructure (50410-BO-IT-D0300)	\$650,000
3.28	Seattle Information Technology Department	Information Technology Fund (50410)	Applications (50410-BO-IT-D0600)	\$100,500
3.29	Seattle Information Technology Department	Information Technology Fund (50410)	Frontline Services and Workplace (50410-BO-IT-D0400)	\$1,891,637
3.30	Seattle Information Technology Department	Information Technology Fund (50410)	Applications (50410-BO-IT-D0600)	\$150,000

3.31	Seattle Parks and Recreation	Park And Recreation Fund (10200)	Golf Programs (10200-BO-PR-60000)	\$1,200,000
3.32	Seattle Police Department	General Fund (00100)	Criminal Investigations (00100-BO-SP-P7000)	\$9,085
3.33	Seattle Police Department	General Fund (00100)	Criminal Investigations (00100-BO-SP-P7000)	\$181,477
3.34	Seattle Police Department	General Fund (00100)	Criminal Investigations (00100-BO-SP-P7000)	\$13,730
3.35	Seattle Police Department	General Fund (00100)	Criminal Investigations (00100-BO-SP-P7000)	\$164,313
3.36	Seattle Police Department	General Fund (00100)	Criminal Investigations (00100-BO-SP-P7000)	\$19,727
3.37	Seattle Police Department	General Fund (00100)	Criminal Investigations (00100-BO-SP-P7000)	\$6,497
3.38	Seattle Police Department	General Fund (00100)	Criminal Investigations (00100-BO-SP-P7000)	\$59,118
3.39	Seattle Police Department	General Fund (00100)	Criminal Investigations (00100-BO-SP-P7000)	\$23,501
3.40	Seattle Police Department	General Fund (00100)	Criminal Investigations (00100-BO-SP-P7000)	\$96,156
3.41	Seattle Police Department	General Fund (00100)	Special Operations (00100-BO-SP-P3400)	\$40,000
3.42	Seattle Police Department	General Fund (00100)	Criminal Investigations (00100-BO-SP-P7000)	\$20,000
3.43	Seattle Police Department	General Fund (00100)	Patrol Operations (00100-BO-SP-P1800)	\$26,458
3.44	Executive (Office of the Mayor)	General Fund (00100)	Office of the Mayor (00100-BO-MA-X1A00)	\$55,000
Total				\$32,509,495

Unspent funds so appropriated in items 3.1, 3.2, 3.9, 3.10, 3.11, 3.13, 3.14, 3.15, 3.18, 3.19, 3.20, 3.21, 3.33, 3.41, 3.42, and 3.44 shall carry forward to subsequent fiscal years until they are exhausted or abandoned by ordinance.

Section 4. The appropriations for the following items in the 2024 Adopted Budget are modified, as follows:

Item	Department	Fund	Budget Summary Level/BCL Code	Amount
4.1	Human Services Department	General Fund (00100)	Supporting Safe Communities (00100-BO-HS-H4000)	(\$411,000)
	Seattle Police Department	General Fund (00100)	Collaborative Policing (00100-BO-SP-P4000)	\$411,000
4.2	Finance General	General Fund (00100)	General Purpose (00100-BO-FG-2QD00)	(\$816,000)
	Human Services Department	General Fund (00100)	Addressing Homelessness (00100-BO-HS-H3000)	\$816,000
4.3	Department of Finance and Administrative Services	Finance and Administrative Services Fund (50300)	Citywide Operational Services (50300-BO-FA-0001)	\$41,253
			Citywide Admin Services (50300-BO-FA-0002)	(\$41,253)
4.4	Finance General	General Fund (00100)	General Purpose (00100-BO-FG-2QD00)	(\$40,000)
	Seattle Municipal Court	General Fund (00100)	Administration (00100-BO-MC-3000)	\$40,000
4.5	Finance General	General Fund (00100)	General Purpose (00100-BO-FG-2QD00)	(\$61,679)
	Seattle Municipal Court	General Fund (00100)	Administration (00100-BO-MC-3000)	\$61,679
4.6	Seattle Parks and Recreation	Park And Recreation Fund (10200)	Golf Programs (10200-BO-PR-60000)	\$700,000
			Leadership and Administration (10200-BO-PR-20000)	\$1,150,000
		Seattle Park District Fund (19710)	Leadership and Administration (19710-BO-PR-20000)	(\$1,850,000)
4.7	Department of Finance and Administrative Services	Finance and Administrative Services Fund (50300)	Leadership and Administration (50300-BO-FA-BUDCENTR)	(\$302,392)
			Citywide Admin Services (50300-BO-FA-0002)	\$302,392
4.8	Department of Finance and Administrative Services	Finance and Administrative Services Fund (50300)	Citywide Operational Services (50300-BO-FA-0001)	\$4,183,200

			Leadership & Administration (50300-BO-FA-0006)	(\$4,183,200)
4.9	Finance General	General Fund (00100)	General Purpose (00100-BO-FG-2QD00)	(\$128,792)
	Seattle Center	General Fund (00100)	Campus (00100-BO-SC-60000)	\$128,792
4.10	Department of Finance and Administrative Services	Coronavirus Local Fiscal Recovery Fund (14000)	Office of City Finance (14000-BO-FA-0003)	(\$393,017)
			Public Services (14000-BO-FA-0005)	(\$251,768)
	Finance General	Coronavirus Local Fiscal Recovery Fund (14000)	Appropriation to Special Funds (14000-BO-FG-2QA00)	\$644,785
4.11	Finance General	General Fund (00100)	General Purpose (00100-BO-FG-2QD00)	(\$28,264)
	Office of the Employee Ombud	General Fund (00100)	Office of Employee Ombud (00100-BO-EM-V10MB)	\$28,264
4.12	Finance General	Coronavirus Local Fiscal Recovery Fund (14000)	Appropriation to Special Funds (14000-BO-FG-2QA00)	\$661,868
	Seattle Information Technology Department	Coronavirus Local Fiscal Recovery Fund (14000)	Applications (14000-BO-IT-D0600)	(\$661,868)
4.13	Finance General	Coronavirus Local Fiscal Recovery Fund (14000)	Appropriation to Special Funds (14000-BO-FG-2QA00)	\$38,337
	Executive (Office of Housing)	Coronavirus Local Fiscal Recovery Fund (14000)	Multifamily Housing (14000-BO-HU-3000)	(\$38,337)
4.14	Finance General	Coronavirus Local Fiscal Recovery Fund (14000)	Appropriation to Special Funds (14000-BO-FG-2QA00)	\$572,451
	Executive (Office of Economic Development)	Coronavirus Local Fiscal Recovery Fund (14000)	Business Services (14000-BO-ED-X1D00)	(\$572,451)
4.15	Finance General	Coronavirus Local Fiscal Recovery Fund (14000)	Appropriation to Special Funds (14000-BO-FG-2QA00)	\$6,436
	Executive (Office of Arts and Culture)	Coronavirus Local Fiscal Recovery Fund (14000)	Public Art (14000-BO-AR-2VMA0)	(\$6,436)

4.16	Finance General	Coronavirus Local Fiscal Recovery Fund (14000)	Appropriation to Special Funds (14000-BO-FG-2QA00)	\$166,509
	Executive (Office of Arts and Culture)	Coronavirus Local Fiscal Recovery Fund (14000)	Arts and Cultural Programs (14000-BO-AR-VA160)	(\$166,509)
4.17	Finance General	Coronavirus Local Fiscal Recovery Fund (14000)	Appropriation to Special Funds (14000-BO-FG-2QA00)	\$254,458
	Executive (Office of Sustainability and Environment)	Coronavirus Local Fiscal Recovery Fund (14000)	Office of Sustainability and Environment (14000-BO-SE-X1000)	(\$254,458)
4.18	Finance General	Coronavirus Local Fiscal Recovery Fund (14000)	Appropriation to Special Funds (14000-BO-FG-2QA00)	\$767,938
	Executive (City Budget Office)	Coronavirus Local Fiscal Recovery Fund (14000)	City Budget Office (14000-BO-CB-CZ000)	(\$767,938)
4.19	Finance General	Coronavirus Local Fiscal Recovery Fund (14000)	Appropriation to Special Funds (14000-BO-FG-2QA00)	\$13,937,872
	Human Services Department	Coronavirus Local Fiscal Recovery Fund (14000)	Addressing Homelessness (14000-BO-HS-H3000)	(\$9,246,028)
			Supporting Affordability and Livability (14000-BO-HS-H1000)	(\$4,691,844)
Total				\$0

Section 5. Appropriations in the 2024 Adopted Budget and project allocations in the 2024-2029 Adopted

Capital Improvement Program are reduced as follows:

Item	Department	Fund	Budget Summary Level/BCL Code	CIP Project Name/ID	CIP Project Appropriation Change
5.1	Department of Finance and Administrative Services	2024 Multipurpose LTGO Bond Fund (37200)	Information Technology (37200-BC-FA-A1IT)	Human Capital Management System (MC-FA-HCMSYS)	(\$4,019,000)

			Public Safety Facilities Fire (37200-BC-FA-PSFACFIRE)	Fire Station 31 Replacement (MC-FA-FS31)	(\$6,500,205)
5.2	Department of Finance and Administrative Services	REET I Capital Fund (30010)	Neighborhood Fire Stations (30010-BC-FA-NBHFIRES)	Fire Station Improvement Debt Service (MC-FA-FSDEBTSV)	(\$1,765,752)
5.3	Department of Finance and Administrative Services	REET I Capital Fund (30010)	General Government Facilities - General (30010-BC-FA-GOVTFAC)	City Hall and Seattle Municipal Tower Tenant Improvements (MC-FA-CTYHLTIMP)	(\$4,357,646)
5.4	Seattle Department of Transportation	Move Seattle Levy Fund (10398)	Mobility-Capital (10398-BC-TR-19003)	Bike Master Plan - Protected Bike Lanes (MC-TR-C062)	(\$2,057,500)
			Major Maintenance/Replacement (10398-BC-TR-19001)	Arterial Asphalt & Concrete Program Phase II (MC-TR-C033)	(\$2,442,500)
		Transportation Fund (13000)	Mobility-Capital (13000-BC-TR-19003)	Bike Master Plan - Protected Bike Lanes (MC-TR-C062)	(\$560,251)
				Vision Zero (MC-TR-C064)	(\$309,634)
5.5	Seattle Department of Transportation	Coronavirus Local Fiscal Recovery Fund (14000)	Mobility-Capital (14000-BC-TR-19003)	Bike Master Plan - Greenways (MC-TR-C063)	(\$264,529)
5.6	Seattle Information Technology Department	Information Technology Fund (50410)	Capital Improvement Projects (50410-BC-IT-C0700)	Public Safety Tech Equipment (MC-IT-C9301)	(\$19,589)
5.7	Seattle Information Technology Department	Information Technology Fund (50410)	Capital Improvement Projects (50410-BC-IT-C0700)	Data and Telephone Infrastructure (MC-IT-C3500)	(\$3,460,000)

5.8	Seattle Information Technology Department	Information Technology Fund (50410)	Capital Improvement Projects (50410-BC-IT-C0700)	Permit System Integration (MC-IT-C6305)	(\$1,027,866)
5.9	Seattle Parks and Recreation	Park And Recreation Fund (10200)	Fix It First (10200-BC-PR-40000)	Major Maintenance and Asset Management (MC-PR-41001)	(\$70,704)
Total					(\$26,855,176)

Allocation modifications for the Seattle Department of Transportation in this section shall operate for the purposes of decreasing the base for the limit imposed by subsection 4(c) of Ordinance 126955.

Section 6. To pay for necessary capital costs and expenses incurred or to be incurred, but for which insufficient appropriations were made due to causes that could not reasonably have been foreseen at the time the 2024 Budget was adopted, appropriations in the 2024 Adopted Budget and project allocations in the 2024-2029 Adopted Capital Improvement Program are increased as follows:

Item	Department	Fund	Budget Summary Level/BCL Code	CIP Project Name/ID	CIP Project Appropriation Change
6.1	Department of Finance and Administrative Services	General Fund (00100)	FAS Oversight-External Projects (00100-BC-FA-EXTPROJ)	Energy Efficiency for Municipal Buildings (MC-FA-ENEFFMBLD)	\$285,000
6.2	Seattle Department of Transportation	Transportation Fund (13000)	Mobility-Capital (13000-BC-TR-19003)	Urban Design Capital Projects (MC-TR-C120)	\$420,000
		Transportation Benefit District Fund (19900)	Mobility-Capital (19900-BC-TR-19003)	Urban Design Capital Projects (MC-TR-C120)	\$180,000
6.3	Seattle Department of Transportation	General Fund (00100)	Mobility-Capital (00100-BC-TR-19003)	Bike Master Plan - Greenways (MC-TR-C063)	\$264,529

6.4	Seattle Parks and Recreation	2008 Parks Levy Fund (33860)	2008 Parks Levy (33860-BC-PR-10000)	Neighborhood Parks & Playgrounds- 2008 Parks Levy (MC-PR-16001)	\$475,000
6.5	Seattle Parks and Recreation	King County Parks Levy Fund (36000)	Fix It First (36000-BC-PR-40000)	Major Maintenance and Asset Management (MC-PR-41001)	\$625,000
6.6	Seattle Parks and Recreation	Seattle Park District Fund (19710)	Fix It First (19710-BC-PR-40000)	Major Maintenance and Asset Management (MC-PR-41001)	\$639,795
6.7	Seattle City Light	Light Fund (41000)	Customer Focused - CIP (41000-BC-CL-Z)	Sound Transit 3 - City Light (MC-CL-ZT8467)	\$500,000
Total					\$3,389,324

Allocation modifications for the Seattle Department of Transportation and Seattle City Light in this section shall operate for the purposes of increasing the base for the limit imposed by subsection 4(c) of Ordinance 126955.

Section 7. Appropriations in the 2024 Adopted Budget and project allocations in the 2024-2029 Adopted Capital Improvement Program, which are backed by revenues, are modified as follows:

Item	Department	Fund	Budget Summary Level/BCL Code	CIP Project Name/ID	CIP Project Appropriation Change
7.1	Department of Finance and Administrative Services	Finance and Administrative Services Fund (50300)	FAS Project Delivery Services (50300-BC-FA-FASPDS)	Request for Client Facilities Services (RPS) (MC-FA-CTYPDS)	\$2,359,800
				Facility Operations Initiated Tenant Improvements (FOISR) (MC-FA-FASPDS)	\$13,725,320

7.2	Seattle Center	Seattle Center Fund (11410)	Building and Campus Improvements (11410-BC-SC-S03P01)	Parking Repairs and Improvements (MC-SC-S0301)	\$115,500
7.3	Seattle Center	Seattle Center Fund (11410)	Building and Campus Improvements (11410-BC-SC-S03P01)	Seattle Center Long Range Investment Plan (MC-SC-S0703)	\$27,804
				Memorial Stadium Redevelopment (MC-SC-S9505)	\$46,776
7.4	Seattle Department of Transportation	Transportation Fund (13000)	Mobility-Capital (13000-BC-TR-19003)	Route 40 Transit-Plus Multimodal Corridor (MC-TR-C079)	\$540,897
7.5	Seattle Department of Transportation	Transportation Fund (13000)	Mobility-Capital (13000-BC-TR-19003)	Seattle Transportation Benefit District - Transit Improvements (MC-TR-C108)	\$13,415
7.6	Seattle Department of Transportation	Transportation Fund (13000)	Mobility-Capital (13000-BC-TR-19003)	Seattle Transportation Benefit District - Transit Improvements (MC-TR-C108)	\$635,220
7.7	Seattle Department of Transportation	Transportation Fund (13000)	Mobility-Capital (13000-BC-TR-19003)	Bike Master Plan - Protected Bike Lanes (MC-TR-C062)	\$2,889,000
7.8	Seattle Department of Transportation	Transportation Fund (13000)	Mobility-Capital (13000-BC-TR-19003)	Madison BRT - RapidRide G Line (MC-TR-C051)	\$336,911
7.9	Seattle Department of Transportation	Transportation Fund (13000)	Mobility-Capital (13000-BC-TR-19003)	Next Generation Intelligent Transportation Systems (ITS) (MC-TR-C021)	\$516,986

7.10	Seattle Department of Transportation	Transportation Fund (13000)	Mobility-Capital (13000-BC-TR-19003)	Route 40 Transit-Plus Multimodal Corridor (MC-TR-C079)	\$1,306,328
7.11	Seattle Department of Transportation	Transportation Fund (13000)	Mobility-Capital (13000-BC-TR-19003)	Transit Corridor Improvements (MC-TR-C029)	\$40,000
7.12	Seattle Parks and Recreation	Park And Recreation Fund (10200)	Fix It First (10200-BC-PR-40000)	Urban Forestry - Tree Replacement (MC-PR-41011)	\$10,000
7.13	Seattle Parks and Recreation	Park And Recreation Fund (10200)	Fix It First (10200-BC-PR-40000)	Urban Forestry - Forest Restoration Program (MC-PR-41022)	\$4,413,424
7.14	Seattle Parks and Recreation	Park And Recreation Fund (10200)	Debt and Special Funding (10200-BC-PR-30000)	Gas Works Park - Remediation (MC-PR-31007)	\$150,000
7.15	Seattle City Light	Light Fund (41000)	Customer Focused - CIP (41000-BC-CL-Z)	Medium Overhead and Underground Services (MC-CL-ZS8366)	\$7,200,000
7.16	Seattle City Light	Light Fund (41000)	Conservation & Environmental - CIP (41000-BC-CL-W)	Energy Efficiency (MC-CL-WC2250)	\$536,250
Total					\$34,863,631

Allocation modifications for the Seattle Department of Transportation and City Light in this section shall operate for the purposes of increasing the base for the limit imposed by subsection 4(c) of Ordinance 126955.

Section 8. Appropriations in the 2024 Adopted Budget and project allocations in the 2024-2029 Adopted

Capital Improvement Program are modified as follows:

Item	Department	Fund	Budget Summary Level/BCL Code	CIP Project Name/ID	CIP Project Appropriation Change
8.1	Seattle Department of Transportation	Move Seattle Levy Fund (10398)	Mobility-Capital (10398-BC-TR-19003)	Bike Master Plan - Protected Bike Lanes (MC-TR-C062)	(\$3,296,366)

				Georgetown to South Park Trail (MC-TR-C096)	\$3,296,366
		Transportation Fund (13000)	Mobility-Capital (13000-BC-TR-19003)	Bike Master Plan - Protected Bike Lanes (MC-TR-C062)	(\$703,634)
				Georgetown to South Park Trail (MC-TR-C096)	\$703,634
8.2	Seattle Department of Transportation	Move Seattle Levy Fund (10398)	Mobility-Capital (10398-BC-TR-19003)	Bike Master Plan - Protected Bike Lanes (MC-TR-C062)	(\$12,963)
				Heavy Haul Network Program - East Marginal Way (MC-TR-C090)	(\$363,711)
			Major Maintenance/Replacement (10398-BC-TR-19001)	Bridge Seismic - Phase III (MC-TR-C008)	(\$112,553)
				Urban Forestry Capital Establishment (MC-TR-C050)	\$489,227
		Transportation Benefit District Fund (19900)	Mobility-Capital (19900-BC-TR-19003)	Seattle Transportation Benefit District - Transit Improvements (MC-TR-C108)	(\$3,753)
			Major Maintenance/Replacement (19900-BC-TR-19001)	Urban Forestry Capital Establishment (MC-TR-C050)	\$3,753
8.3	Seattle Department of Transportation	Move Seattle Levy Fund (10398)	Mobility-Capital (10398-BC-TR-19003)	Madison BRT - RapidRide G Line (MC-TR-C051)	\$5,499,537

				Bike Master Plan - Protected Bike Lanes (MC-TR-C062)	(\$1,799,537)
			Major Maintenance/Replacement (10398-BC-TR-19001)	Bridge Rehabilitation and Replacement Phase II (MC-TR-C039)	(\$1,500,000)
				SPU Drainage Partnership - South Park (MC-TR-C054)	(\$1,000,000)
				Bridge Rehabilitation and Replacement (MC-TR-C045)	(\$1,200,000)
		Transportation Benefit District Fund (19900)	Mobility-Capital (19900-BC-TR-19003)	Madison BRT - RapidRide G Line (MC-TR-C051)	\$3,638,552
				Bike Master Plan - Protected Bike Lanes (MC-TR-C062)	(\$843,000)
				Seattle Transportation Benefit District - Transit Improvements (MC-TR-C108)	(\$2,004,000)
				23rd Avenue Corridor Improvements (MC-TR-C037)	(\$93,600)
				Seattle Transportation Benefit District - Capital Improvements (MC-TR-C097)	(\$240,000)

			Major Maintenance/Replacement (19900-BC-TR-19001)	West Seattle Bridge Immediate Response (MC-TR-C110)	(\$457,952)
8.4	Seattle Department of Transportation	Transportation Fund (13000)	Mobility-Capital (13000-BC-TR-19003)	Urban Design Capital Projects (MC-TR-C120)	\$72,000
				Transit Corridor Improvements (MC-TR-C029)	(\$72,000)
8.5	Seattle Public Utilities	Water Fund (43000)	Shared Cost Projects (43000-BC-SU-C410B)	Operational Facility - Construction - WF (MC-SU-C4106-WF)	\$2,000,000
				Other Major Transportation Projects - WF (MC-SU-C4123-WF)	(\$2,000,000)
8.6	Seattle Public Utilities	Water Fund (43000)	Shared Cost Projects (43000-BC-SU-C410B)	Regional Facility - Other (MC-SU-C4107)	\$5,000,000
				Other Major Transportation Projects - WF (MC-SU-C4123-WF)	(\$5,000,000)
8.7	Seattle Public Utilities	Water Fund (43000)	Distribution (43000-BC-SU-C110B)	Water Infrastructure -Hydrant Replace/Relocate (MC-SU-C1110)	\$1,500,000
			Shared Cost Projects (43000-BC-SU-C410B)	Move Seattle (MC-SU-C4119)	(\$1,500,000)
8.8	Seattle Public Utilities	Water Fund (43000)	Water Resources (43000-BC-SU-C150B)	Water Supply Flexibility Program (MC-SU-C1507)	\$3,500,000
			Shared Cost Projects (43000-BC-SU-C410B)	Other Major Transportation Projects - WF (MC-SU-C4123-WF)	(\$3,500,000)

8.9	Seattle Public Utilities	Water Fund (43000)	Shared Cost Projects (43000-BC-SU-C410B)	Other Major Transportation Projects - WF (MC-SU-C4123-WF)	(\$4,000,000)
				Heavy Equipment Purchases - WF (MC-SU-C4116-WF)	\$4,000,000
8.10	Seattle Public Utilities	Drainage and Wastewater Fund (44010)	Combined Sewer Overflows (44010-BC-SU-C360B)	Ship Canal Water Quality Project (MC-SU-C3614)	(\$4,000,000)
			Shared Cost Projects (44010-BC-SU-C410B)	Operational Facility - Construction - DWF (MC-SU-C4106-DWF)	\$4,000,000
8.11	Seattle Public Utilities	Drainage and Wastewater Fund (44010)	Combined Sewer Overflows (44010-BC-SU-C360B)	Ship Canal Water Quality Project (MC-SU-C3614)	(\$1,500,000)
			Shared Cost Projects (44010-BC-SU-C410B)	Heavy Equipment Purchases - DWF (MC-SU-C4116-DWF)	\$1,500,000
8.12	Seattle Public Utilities	Drainage and Wastewater Fund (44010)	Combined Sewer Overflows (44010-BC-SU-C360B)	Ship Canal Water Quality Project (MC-SU-C3614)	(\$200,000)
				CSO Facility Retrofit (MC-SU-C3611)	\$200,000
8.13	Seattle Public Utilities	Drainage and Wastewater Fund (44010)	Combined Sewer Overflows (44010-BC-SU-C360B)	Ship Canal Water Quality Project (MC-SU-C3614)	(\$2,000,000)
			Rehabilitation (44010-BC-SU-C370B)	Pipe Renewal Program (MC-SU-C3710)	\$2,000,000
8.14	Seattle Public Utilities	Drainage and Wastewater Fund (44010)	Protection of Beneficial Uses (44010-BC-SU-C333B)	Creek Culvert Replacement Program (MC-SU-C3314)	\$6,700,000

				GSI for Protection of Beneficial Uses (MC-SU-C3316)	(\$6,700,000)
8.15	Seattle City Light	Light Fund (41000)	Power Supply - CIP (41000-BC-CL-X)	Facilities Improvements (MC-CL-XF9103)	\$2,500,000
			Transmission and Distribution - CIP (41000-BC-CL-Y)	Transmission Tower Refurbishment (MC-CL-YT7130)	(\$2,500,000)
8.16	Seattle City Light	Light Fund (41000)	Power Supply - CIP (41000-BC-CL-X)	Facilities Improvements (MC-CL-XF9103)	\$1,492,000
			Transmission and Distribution - CIP (41000-BC-CL-Y)	Security Improvements (MC-CL-YD9202)	(\$1,492,000)
8.17	Seattle City Light	Light Fund (41000)	Power Supply - CIP (41000-BC-CL-X)	Facilities Improvements (MC-CL-XF9103)	\$100,000
			Transmission and Distribution - CIP (41000-BC-CL-Y)	Substation Plant Improvements (MC-CL-YS7750)	(\$100,000)
8.18	Seattle City Light	Light Fund (41000)	Conservation & Environmental - CIP (41000-BC-CL-W)	Skagit License 1995 (MC-CL-WC3125)	\$1,500,000
			Transmission and Distribution - CIP (41000-BC-CL-Y)	Transmission Tower Refurbishment (MC-CL-YT7130)	(\$1,500,000)
8.19	Seattle City Light	Light Fund (41000)	Power Supply - CIP (41000-BC-CL-X)	Solar Microgrid for Resilience (MC-CL-XF9238)	\$240,000
			Transmission and Distribution - CIP (41000-BC-CL-Y)	Utility Next (MC-CL-YD9520)	(\$240,000)
8.20	Seattle City Light	Light Fund (41000)	Customer Focused - CIP (41000-BC-CL-Z)	Streetlights: Arterial, Residential and Floodlights (MC-CL-ZL8378)	(\$1,000,000)

				Overhead Outage Replacements (MC-CL-ZS8350)	(\$500,000)
			Conservation & Environmental - CIP (41000-BC-CL-W)	Energy Efficiency (MC-CL-WC2250)	(\$5,450,000)
				Environmental Claims (MC-CL-WC3133)	(\$6,000,000)
			Power Supply - CIP (41000-BC-CL-X)	Skagit - Relicensing (MC-CL-XS6986)	\$15,450,000
			Transmission and Distribution - CIP (41000-BC-CL-Y)	Overhead System Capacity Additions (MC-CL-YR8356)	(\$1,000,000)
				Overhead 26kV Conversion (MC-CL-YR8358)	(\$1,500,000)
8.21	Seattle City Light	Light Fund (41000)	Customer Focused - CIP (41000-BC-CL-Z)	IT Infrastructure (MC-CL-ZF9915)	(\$97,000)
				IT Security Upgrades (MC-CL-ZF9960)	(\$581,000)
				Document Management System (MC-CL-ZF9962)	(\$755,870)
			Conservation & Environmental - CIP (41000-BC-CL-W)	New Technology (MC-CL-ZF9980)	(\$1,781,000)
			Transmission and Distribution - CIP (41000-BC-CL-Y)	RCOS Power Plant Controller Replacement (MC-CL-YD9948)	(\$66,933)
				Enterprise Geographic Information System (MC-CL-YD9957)	(\$3,338,000)

				Enterprise Software Solution Replacement Strategy (MC-CL-YD9969)	\$6,619,803
8.22	Seattle City Light	Light Fund (41000)	Transmission and Distribution - CIP (41000-BC-CL-Y)	Union Street Substation Networks (MC-CL-YN8201)	\$1,500,000
				Denny Substation - Network (MC-CL-YN8404)	(\$1,500,000)
8.23	Seattle City Light	Light Fund (41000)	Transmission and Distribution - CIP (41000-BC-CL-Y)	Denny Substation - Network (MC-CL-YN8404)	(\$2,000,000)
				Broad Street Substation - Network (MC-CL-YN8203)	\$2,000,000
8.24	Seattle City Light	Light Fund (41000)	Transmission and Distribution - CIP (41000-BC-CL-Y)	Denny Substation - Network (MC-CL-YN8404)	(\$2,000,000)
				University Substation - Network (MC-CL-YN8464)	\$2,000,000
8.25	Seattle City Light	Light Fund (41000)	Transmission and Distribution - CIP (41000-BC-CL-Y)	Distribution Systems Replacement (MC-CL-YR8333)	\$6,500,000
				Overhead Equipment Replacements (MC-CL-YR8351)	(\$6,500,000)
8.26	Seattle City Light	Light Fund (41000)	Customer Focused - CIP (41000-BC-CL-Z)	Medium Overhead and Underground Services (MC-CL-ZS8366)	\$10,800,000

			Transmission and Distribution - CIP (41000-BC-CL-Y)	Overhead Equipment Replacements (MC-CL-YR8351)	(\$8,300,000)
				Dallas Ave. 26 kV Crossing (MC-CL-YR8322)	(\$2,000,000)
				Underground 26kV Conversion (MC-CL-YR8362)	(\$500,000)
8.27	Seattle City Light	Light Fund (41000)	Transmission and Distribution - CIP (41000-BC-CL-Y)	Overhead Equipment Replacements (MC-CL-YR8351)	(\$2,875,000)
				Underground Equipment Replacements (MC-CL-YR8353)	(\$2,125,000)
				Overhead Customer Driven Capacity Additions (MC-CL-YR8355)	\$2,500,000
				Underground Customer Driven Capacity Additions (MC-CL-YR8360)	\$2,500,000
8.28	Seattle City Light	Light Fund (41000)	Customer Focused - CIP (41000-BC-CL-Z)	Small Overhead and Underground Services (MC-CL-ZS8367)	\$1,000,000
			Transmission and Distribution - CIP (41000-BC-CL-Y)	Underground Equipment Replacements (MC-CL-YR8353)	(\$1,000,000)
8.29	Seattle City Light	Light Fund (41000)	Customer Focused - CIP (41000-BC-CL-Z)	Network Services (MC-CL-ZS8370)	\$1,000,000

			Transmission and Distribution - CIP (41000-BC-CL-Y)	Underground Equipment Replacements (MC-CL-YR8353)	(\$1,000,000)
8.30	Seattle City Light	Light Fund (41000)	Transmission and Distribution - CIP (41000-BC-CL-Y)	Underground Equipment Replacements (MC-CL-YR8353)	(\$2,000,000)
				Substation Equipment Improvements (MC-CL-YS7752)	\$2,000,000
8.31	Seattle City Light	Light Fund (41000)	Transmission and Distribution - CIP (41000-BC-CL-Y)	Underground Equipment Replacements (MC-CL-YR8353)	(\$3,000,000)
				Substation Transformer Replacements (MC-CL-YS7776)	\$3,000,000
8.32	Seattle City Light	Light Fund (41000)	Transmission and Distribution - CIP (41000-BC-CL-Y)	Overhead Equipment Replacements (MC-CL-YR8351)	(\$875,000)
				Underground System Capacity Additions (MC-CL-YR8361)	\$3,500,000
				Pole Attachments (MC-CL-YR8452)	(\$2,625,000)
8.33	Seattle City Light	Light Fund (41000)	Customer Focused - CIP (41000-BC-CL-Z)	Underground Outage Replacements (MC-CL-ZS8352)	\$5,500,000
			Transmission and Distribution - CIP (41000-BC-CL-Y)	Pole Attachments (MC-CL-YR8452)	(\$5,500,000)

8.34	Seattle City Light	Light Fund (41000)	Customer Focused - CIP (41000-BC-CL-Z)	Network Additions and Services: Broad Street Substation (MC-CL-ZS8363)	\$1,500,000
			Transmission and Distribution - CIP (41000-BC-CL-Y)	Pole Attachments (MC-CL-YR8452)	(\$1,500,000)
8.35	Seattle City Light	Light Fund (41000)	Customer Focused - CIP (41000-BC-CL-Z)	Normal Emergency (MC-CL-ZS8379)	\$1,000,000
				Major Emergency (MC-CL-ZS8380)	\$4,000,000
			Transmission and Distribution - CIP (41000-BC-CL-Y)	Overhead Equipment Replacements (MC-CL-YR8351)	(\$1,125,000)
				Underground Equipment Replacements (MC-CL-YR8353)	(\$2,875,000)
				Pole Attachments (MC-CL-YR8452)	(\$1,000,000)
8.36	Seattle City Light	Light Fund (41000)	Transmission and Distribution - CIP (41000-BC-CL-Y)	Pole Attachments (MC-CL-YR8452)	(\$500,000)
				Network Systems (MC-CL-YN8630)	\$500,000
8.37	Seattle City Light	Light Fund (41000)	Customer Focused - CIP (41000-BC-CL-Z)	Meter Additions (MC-CL-ZS8054)	\$3,000,000
				Network Additions and Services - Denny (MC-CL-ZS8405)	(\$3,000,000)
8.38	Seattle City Light	Light Fund (41000)	Customer Focused - CIP (41000-BC-CL-Z)	Maritime Transportation Electrification (MC-CL-ZS8520)	\$3,295,000

			Transmission and Distribution - CIP (41000-BC-CL-Y)	Massachusetts Street Substation - Networks (MC-CL-YN8202)	(\$695,000)
				First Hill - Network (MC-CL-YN8301)	(\$2,600,000)
8.39	Seattle City Light	Light Fund (41000)	Power Supply - CIP (41000-BC-CL-X)	Boundary Powerhouse - Unit 51 Generator Rebuild (MC-CL-XB6351)	\$1,150,000
				Boundary Powerhouse - Unit 52 Generator Rebuild (MC-CL-XB6353)	(\$1,150,000)
8.40	Seattle City Light	Light Fund (41000)	Power Supply - CIP (41000-BC-CL-X)	Boundary Powerhouse - Unit 54 Generator Rebuild (MC-CL-XB6353)	\$436,000
				Ross Dam - AC/DC Distribution System Upgrade (MC-CL-XS6373)	(\$436,000)
8.41	Seattle City Light	Light Fund (41000)	Power Supply - CIP (41000-BC-CL-X)	Boundary Facility - Minor Improvements Program (MC-CL-XB6401)	\$363,000
				Skagit - Boat Facility Improvements (MC-CL-XS6540)	(\$363,000)
8.42	Seattle City Light	Light Fund (41000)	Power Supply - CIP (41000-BC-CL-X)	Boundary Powerhouse Generator Step-up Transformer Replacement (MC-CL-XR6493)	\$403,000

				Boundary - DC Battery System & Charge Modernization (MC-CL-XB6566)	(\$403,000)
8.43	Seattle City Light	Light Fund (41000)	Power Supply - CIP (41000-BC-CL-X)	Boundary Powerhouse - Unit 52 Generator Rebuild (MC-CL-XB6535)	(\$2,522,000)
				Landis and Gyr RTU Modernization Boundary, Cedar Falls and Skagit (MC-CL-XB6565)	\$2,522,000
8.44	Seattle City Light	Light Fund (41000)	Power Supply - CIP (41000-BC-CL-X)	Boundary Powerhouse - Unit 52 Generator Rebuild (MC-CL-XB6535)	(\$1,550,000)
				Cedar Falls Powerhouse - Unit 5/6 Generator Protective Relay (MC-CL-XC6450)	\$1,550,000
8.45	Seattle City Light	Light Fund (41000)	Power Supply - CIP (41000-BC-CL-X)	Boundary Powerhouse - Unit 52 Generator Rebuild (MC-CL-XB6535)	(\$3,179,000)
				Cedar Falls Substation & Bank 6 Replacement (MC-CL-XC6573)	\$3,179,000
8.46	Seattle City Light	Light Fund (41000)	Power Supply - CIP (41000-BC-CL-X)	Boundary Powerhouse - Unit 52 Generator Rebuild (MC-CL-XB6535)	(\$252,000)

				Ross Dam - AC/DC Distribution System Upgrade (MC-CL-XS6373)	(\$121,000)
				Boundary - DC Battery System & Charge Modernization (MC-CL-XB6566)	(\$162,000)
				Boundary Station Service Transformer Replacement (MC-CL-XB6627)	(\$1,199,000)
				Boundary Service Area Paving (MC-CL-XB6632)	(\$168,000)
				Cedar Falls/South Fork Tolt - Minor Improvements Program (MC-CL-XC6406)	(\$641,000)
				Skagit Facility - Minor Improvements Program (MC-CL-XS6405)	\$3,387,000
				Gorge Crane Rehabilitation (MC-CL-XS6639)	(\$844,000)
8.47	Seattle City Light	Light Fund (41000)	Power Supply - CIP (41000-BC-CL-X)	Gorge Crane Rehabilitation (MC-CL-XS6639)	(\$2,091,000)
				Skagit Facilities Plan (MC-CL-XS6570)	\$2,091,000

8.48	Seattle City Light	Light Fund (41000)	Customer Focused - CIP (41000-BC-CL-Z)	Network Additions and Services: First Hill, Massachusetts, Union & University (MC-CL-ZS8364)	\$1,000,000
			Transmission and Distribution - CIP (41000-BC-CL-Y)	Overhead Equipment Replacements (MC-CL-YR8351)	(\$1,000,000)
8.49	Seattle City Light	Light Fund (41000)	Power Supply - CIP (41000-BC-CL-X)	Boundary Powerhouse - Unit 52 Generator Rebuild (MC-CL-XB6535)	(\$1,041,000)
				Hydro Project Spill Containment (MC-CL-XP6530)	\$1,041,000
Total					\$0

Allocation modifications for the Seattle Department of Transportation, Seattle Public Utilities, and Seattle City Light in this section shall operate for the purposes of increasing or decreasing the base for the limit imposed by subsection 4(c) of Ordinance 126955.

Section 9. The following positions are created in the following departments:

Item	Department	Position Title	Position Status	Number
9.1	Human Services Department	Grants&Contracts Spec,Sr (@ 99050 - 034)	Full-time	1.0
		Counslnr (@ 98856 - 034)	Full-time	3.0
9.2	Department of Education and Early Learning	StratAdvsr1,General Govt (@ 09385 - 140)	Full-time	1.0
9.3	Office of Sustainability and Environment	Admin Staff Asst (@ 10013 - 030)	Full-time	1.0
9.4	Seattle Fire Department	Actg Tech II-BU (@ 97547 - 035)	Part-time	0.5
9.5	Seattle Fire Department	Actg Tech II-BU (@ 97547 - 035)	Part-time	0.125

9.6	Legislative Department	City Records Mgmt Anlyst (@ 20552 - 030)	Full-Time	1.0
9.7	Executive (Office of Sustainability and Environment)	StratAdvsr1,General Govt (@ 09385 - 140)	Full-Time	1.0
		Plng&Dev Spec,Sr-BU (@ 96683 - 034)	Full-Time	1.0
		Fin Anlyst,Sr (@ 96323 - 030)	Full-Time	1.0
		Enrgy Conserv Rep,Sr (@ 96301 - 004)	Full-Time	1.0
Total				11.625

The Directors of the relevant departments are authorized to fill these positions subject to Seattle Municipal Code Title 4, the City’s Personnel Rules, and applicable employment laws.

Section 10. This ordinance imposes a proviso as follows:

“Of the appropriations in the Department of Finance and Administrative Services’ 2024 budget for the Citywide Operational Services Budget Control Level (50300-BO-FA-0001), \$490,000 is appropriated solely for City Hall safety and security improvements directly benefitting the Legislative Department and may be spent for no other purpose.”

Section 11. Any act consistent with the authority of this ordinance taken after its passage and prior to its effective date is ratified and confirmed.

Section 12. This ordinance shall take effect as provided by Seattle Municipal Code Sections 1.04.020 and 1.04.070.

Passed by a 3/4 vote of all the members of the City Council the _____ day of _____, 2024, and signed by me in open session in authentication of its passage this _____ day of _____, 2024.

President _____ of the City Council

Approved / returned unsigned / vetoed this ____ day of _____, 2024.

Bruce A. Harrell, Mayor

Filed by me this _____ day of _____, 2024.

Scheereen Dedman, City Clerk

(Seal)

SUMMARY and FISCAL NOTE

Department:	Dept. Contact:	CBO Contact:
City Budget Office	Caleb Wagenaar	Caleb Wagenaar

1. BILL SUMMARY

Legislation Title: AN ORDINANCE which adopted the 2024 Budget, including the 2024-2029 Capital Improvement Program (CIP); changing appropriations to various departments and budget control levels, and from various funds in the Budget; revising project allocations for certain projects in the 2024-2029 CIP; creating positions; adding provisos; and ratifying and confirming certain prior acts; all by a 3/4 vote of the City Council.

Summary and Background of the Legislation: This ordinance proposes several adjustments to the 2024 Adopted Budget.

The City Budget Office compiles departmental requests for spending adjustments to the Adopted Budget into a Supplemental Ordinance for review and approval by the City Council. This bill accomplishes the following:

- Adjusts appropriation authority to Budget Control Levels approved in the Adopted Budget or subsequent legislation;
- Appropriates funding backed by new revenue sources;
- Adjusts the Adopted Capital Improvement Program;
- Makes changes to departments position authority; and
- Adds a proviso.

2. CAPITAL IMPROVEMENT PROGRAM

Does this legislation create, fund, or amend a CIP Project? ☒ Yes ☐ No

Please see Attachment A to this document for details.

3. SUMMARY OF FINANCIAL IMPLICATIONS

Does this legislation have financial impacts to the City? ☒ Yes ☐ No

Expenditure Change (\$); General Fund	2024	2025 est.	2026 est.	2027 est.	2028 est.
	\$29,864,334	(\$420,960)	(\$420,960)	(\$420,960)	(\$420,960)
Expenditure Change (\$); Other Funds	2024	2025 est.	2026 est.	2027 est.	2028 est.
	\$170,984,577	\$0	\$0	\$0	\$0

Revenue Change (\$); General Fund	2024	2025 est.	2026 est.	2027 est.	2028 est.
	\$13,555,228	\$79,040	\$79,040	\$79,040	\$79,040

Revenue Change (\$); Other Funds	2024	2025 est.	2026 est.	2027 est.	2028 est.
	\$66,527,186	\$0	\$0	\$0	\$0

2025-2028 ongoing costs are current estimates and will be incorporated into the 2025-2026 Proposed Budget.

3.a. Appropriations

☒ This legislation adds, changes, or deletes appropriations.

Appropriations Notes: See Summary Attachment A for details on 2024 Year-End Supplemental appropriations.

3.d. Other Impacts

Does the legislation have other financial impacts to The City of Seattle, including direct or indirect, one-time or ongoing costs, that are not included in Sections 3.a through 3.c? If so, please describe these financial impacts.

No. Please see Summary Attachment A for details on 2024 Year-End Supplemental appropriations.

If the legislation has costs, but they can be absorbed within existing operations, please describe how those costs can be absorbed. The description should clearly describe if the absorbed costs are achievable because the department had excess resources within their existing budget or if by absorbing these costs the department is deprioritizing other work that would have used these resources.

Please see Summary Attachment A for details on 2024 Year-End Supplemental appropriations.

Please describe any financial costs or other impacts of *not* implementing the legislation.
The objectives supported by these resources could not be achieved without this legislation.

4. OTHER IMPLICATIONS

a. Please describe how this legislation may affect any departments besides the originating department.

Yes, this legislation impacts most departments' 2024 budgets.

b. Does this legislation affect a piece of property? If yes, please attach a map and explain any impacts on the property. Please attach any Environmental Impact Statements, Determinations of Non-Significance, or other reports generated for this property.
No

- c. Please describe any perceived implication for the principles of the Race and Social Justice Initiative.**
- i. How does this legislation impact vulnerable or historically disadvantaged communities? How did you arrive at this conclusion? In your response please consider impacts within City government (employees, internal programs) as well as in the broader community.**
 - ii. Please attach any Racial Equity Toolkits or other racial equity analyses in the development and/or assessment of the legislation.**
 - iii. What is the Language Access Plan for any communications to the public?**
See Summary Attachment A for any associated implications for question c.
- d. Climate Change Implications**
- i. Emissions: How is this legislation likely to increase or decrease carbon emissions in a material way? Please attach any studies or other materials that were used to inform this response.**
 - ii. Resiliency: Will the action(s) proposed by this legislation increase or decrease Seattle's resiliency (or ability to adapt) to climate change in a material way? If so, explain. If it is likely to decrease resiliency in a material way, describe what will or could be done to mitigate the effects.**
See Summary Attachment A for any associated implications for question d.
- e. If this legislation includes a new initiative or a major programmatic expansion: What are the specific long-term and measurable goal(s) of the program? How will this legislation help achieve the program's desired goal(s)? What mechanisms will be used to measure progress towards meeting those goals?**
See Summary Attachment A for any associated implications.

5. CHECKLIST

- ☐ Is a public hearing required?
- ☐ Is publication of notice with *The Daily Journal of Commerce* and/or *The Seattle Times* required?
- ☒ If this legislation changes spending and/or revenues for a fund, have you reviewed the relevant fund policies and determined that this legislation complies?
- ☐ Does this legislation create a non-utility CIP project that involves a shared financial commitment with a non-City partner agency or organization?

6. ATTACHMENTS

Summary Attachments:

Summary Attachment A – 2024 Year-End Supplemental Ordinance Summary Detail Table

2024 Year-End Supplemental Ordinance Summary Detail Table

Item #	Title	Description	Amount/FTE
Section 1 – Appropriation Decreases – Operating Budgets			
1.1	Upward Bound Grant Abandonment (Department of Education and Early Learning)	This item decreases appropriation authority by \$145,000 in the Department of Education and Early Learning General Fund K-12 Programs Budget Control Level (00100-BO-EE-IL200) to correct year-end actions that resulted in an overstatement of DEEL's Upward Bound grant appropriation authority.	(\$145,879)
1.2	Adjust Debt Service Budget to Match Bond Issuance (Department of Finance and Administrative Services)	This item decreases appropriation authority by \$2,442,169 in Finance and Administrative Services, in the Finance and Administrative Services Leadership & Administration Budget Control Level (50300 - BO-FA-0006) and decreases appropriation authority by \$792,395 in Finance and Administrative Services, in the Payroll Expense Tax Citywide Admin Services Budget Control Level (14500 - BO-FA-0002). This item is necessary to update appropriation authority for debt service payments as the initial budget was based on estimated debt service payments.	(\$3,234,564)

Item #	Title	Description	Amount/FTE
1.3	Reduce Finance General High Barrier Reserve (Finance General)	This item decreases appropriation authority by \$400,000 in Finance General, in the General Fund General Purpose Budget Control Level (00100-BO-FG-2QD00). In 2019, a previous convened the High Barrier Individuals Working Group in response to heightened community conversations around public safety and individuals repeatedly caught in a cycle of criminal justice, social services and community incidents. The group developed four new pilot programs to address these issues including the ‘West Wing’ proposal. The proposal appropriated \$2 million capital (REET unrestricted) and \$400K in on-going operating costs in 2020 in Finance General for a comprehensive place-based treatment center at the King County Jail. The project has been repeatedly delayed due to COVID and the current use of the West Wing space as a shelter run by DESC. The shelter was to move to SODO, but that large scale project was rejected by the CID. The King County Budget Office does not have any assumptions in the 2024 proposed budget related to this project. The City General Fund reserve is being reduced to redirect resources to other priorities in 2024. The \$2 million REET reserve was lapsed at the end of 2023 and returned to fund balance. This item has also been reduced on an ongoing basis in the 2025-26 Proposed Biennial Budget.	(\$400,000)

Item #	Title	Description	Amount/FTE
1.4	Reduce Reserve for Fleet Vendor Maintenance Costs (Finance General)	This item decreases appropriation authority by \$1,800,000 in Finance General, in the General Fund General Purpose Budget Summary Level (00100-BO-FG-2QD00). This reserve was included in the 2024 Adopted Budget for expected increases in billed maintenance costs for General Fund rate departments. FAS has determined that the full amount will not be needed in 2024 and is being reprioritized for other Finance General needs. This reserve has been reduced on an ongoing basis as part of the 2025-26 Proposed Biennial Budget.	(\$1,800,000)
1.5	Reduce Appropriation for General Fund Arena Reserve (Finance General)	This item decreases appropriation authority by \$885,000 in Finance General, in the General Fund General Purpose Budget Control Level (00100-BO-FG-2QD00). This action aligns appropriations with expected payments for the Seattle Arena Company, LLC Agreement based on the August Revenue Forecast. In 2024, the General Fund is expected to pay less than originally anticipated. This funding will be redirected to other items within Finance General in 2024. These items are listed in the appropriation increase section of the Ordinance for transparency purposes.	(\$885,000)
1.6	Reduce Appropriation for Transit Reserve (Finance General)	This item decreases appropriation authority by \$462,677 in Finance General, in the General Fund General Purpose Budget Control Level (00100-BO-FG-2QD00). This adjustment aligns 2024 appropriation for Transit metro passes paid for by the General Fund with the expected total costs. This funding will be redirected to other items within Finance General in 2024. These items are listed in the appropriation increase section of the Ordinance for transparency purposes.	(\$462,677)

Item #	Title	Description	Amount/FTE
1.7	CDBG Budget Reconciliation Decrease (Human Services Department)	This item adjusts the budget in the Human Services Department to align to planned allocation of the CDBG grant balances from prior years. It also corrects budget amounts to match the actual grant balance in the HUD IDIS system. HSD completed a reconciliation of all CDBG grants by comparing PS 9.2 records to actual funds drawn down in the HUD IDIS system. This led to additional amounts drawn down in the HUD system, which subsequently required adjustments to grant budgets in PS 9.2.	(\$373,888)
1.8	2024 HUD CDBG Grant Award Changes (Human Services Department)	This item decreases appropriation authority by \$2,065 in the Human Services Fund Addressing Homelessness Budget Summary Level (16200-BO-HS-H3000) and decreases by \$718 in the Human Services Fund Supporting Affordability & Livability Budget Summary Level (16200-BO-HS-H1000). This appropriation change adjusts grant budget amounts to reflect the 2024 Annual Action Plan and actual award amounts from HUD for CDBG grants. The grants were originally accepted in ordinance 126934.	(\$2,783)
1.9	Abandon Prior Year CDBG Balances (Office of Housing)	This item decreases appropriation authority by \$6,262 in the Office of Housing, in the Office of Housing Fund Leadership and Administration Budget Control Level (16600-BO-HU-1000). This item is necessary to abandon prior-year CDBG grant balances and align budget authority with the CDBG Annual Action Plan for 2024.	(\$6,262)

Item #	Title	Description	Amount/FTE
1.10	Abandon CDBG Grant Funding in OPCD (Office of Planning and Community Development)	This item decreases revenue-backed appropriation authority by \$860,000 in the Office of Planning and Community Development's General Fund Equitable Development Initiative BCL (00100-BO-PC-X2P40). This Community Development Block Grant (CDBG) funding of \$430,000 in 2023 and \$430,000 in 2024 was allocated to OPCD to support Equitable Development Initiative (EDI) projects as a part of the larger EDI budget; however, the CDBG dollars have strict eligibility requirements and OPCD does not have any projects that are eligible for this funding in its current portfolio or in its pipeline.	(\$860,000)
1.11	Transfer funding to support decarbonization projects in Office of Housing (Office of Sustainability and Environment)	This item transfers appropriation authority in the amount of \$400,000 from the Payroll Expense Tax Fund Office of Sustainability and Environment Budget Control Level (14500-BO-SE-X1000) to the Office of Housing Payroll Expense Tax Fund Homeownership & Sustainability Budget Control Level (14500-BO-HU-2000) to support multifamily affordable housing decarbonization retrofits or engineering plans. These funds are needed to bridge a funding gap for a federally funded project to decarbonize 3 multifamily affordable housing facilities within the city. Payroll Expense Tax funding was allocated to OSE to support low-income housing providers comply with Seattle Building Emissions Performance Standard targets and reduce greenhouse gas emissions.	(\$400,000)

Item #	Title	Description	Amount/FTE
1.12	Transfer grant funded appropriation to Office of Housing Clean Heat program (Office of Sustainability and Environment)	This item transfers appropriation authority in the amount of \$1,495,000 from Funding Source GCOMCH24 in the General Fund Office of Sustainability and Environment Budget Control Level (00100-BO-SE-X1000) to the Office of Housing Homeownership & Sustainability Budget Control Level (16400-BO-HU-2000) to support the Clean Heat No-Cost Conversion program. These funds are from the Department of Commerce HEAR grant to expand the existing clean heat program.	(\$1,495,000)
1.13	Transfer grant funded appropriation to Seattle City Light HVAC+ program (Office of Sustainability and Environment)	This item transfers appropriation authority in the amount of \$536,250 from Funding Source GCOMCH24 in the General Fund Office of Sustainability and Environment Budget Control Level (00100-BO-SE-X1000) to the Seattle City Light Fund Conservation & Environmental Budget Control Level (41000-BC-CL-W) to support the HVAC+ program. These funds are from the Department of Commerce HEAR grant to expand the existing program.	(\$536,250)

Item #	Title	Description	Amount/FTE
1.14	Transfer grant funded appropriation to Parks and Recreation (Office of Sustainability and Environment)	This item transfers appropriation authority in the amount of \$4,413,424 from Funding Source GIRAUF23 in the General Fund Office of Sustainability and Environment Budget Control Level (00100-BO-SE-X1000) to Seattle Parks and Recreation Department in the Park and Recreation Fund Fix It First Control Level (10200-BC-PR-40000); \$1,765,369 will be transferred to support grant funded restoration work in the Green Seattle Partnership program and \$2,648,055 will be transferred to support additional grant funded work in the Youth Green Corps Program within the Urban Forestry Restoration Project (MC-PR-41022). These funds are from the US Forest Service IRA grant to plan and implement community driven tree planting and stewardship. Please see item 7.13.	(\$4,413,424)
1.15	SDOT Debt Service True Up (Seattle Department of Transportation)	This item decreases appropriation authority by \$210,954 in Seattle Department of Transportation in the Transportation Fund General Expense Budget Control Level (13000-BO-TR-18002). This request is necessary to align the budget with the debt service schedule and interest payments as bond issuances are now complete and actual interest payments due in 2024 are known.	(\$210,954)

Item #	Title	Description	Amount/FTE
1.16	Transfers to Urban Design CIP to Fund Wayfinding Expansion Project (Seattle Department of Transportation)	This item transfers appropriation authority in the amount of \$120,000 in the Seattle Department of Transportation, from the Transportation Fund ROW Management Budget Control Level (13000-BO-TR-17004) to the Transportation Fund Mobility-Capital Budget Control Level (13000-BC-TR-19003), \$300,000 from the Transportation Fund Mobility Operations Budget Control Level (13000-BO-TR-17003) to the Transportation Fund Mobility-Capital Budget Control Level (13000-BC-TR-19003), and \$180,000 from the Transportation Benefit District Fund Mobility Operations Budget Control Level (19900-BO-TR-17003) to the Transportation Benefit District Fund Mobility-Capital Budget Control Level (19900-BC-TR-19003). This budget transfer is needed to fund the Wayfinding Expansion project which supports the City's Downtown Activation Plan. The project has reached 100% design and the project will be advertised in Q3 2024. Please see item 8.4 for the corresponding capital budget portion of this transfer.	(\$600,000)
1.17	CDBG Abandonment Cleanup (Office of Economic Development)	This item decreases appropriation authority by \$681,178 in the Office of Economic Development, in the General Fund Business Services Budget Control Level (00100-BO-ED-X1D00). This item is necessary to abandon prior-year CDBG grant balances and align budget authority with the CDBG Annual Action Plan for 2024.	(\$681,178)

Item #	Title	Description	Amount/FTE
1.18	Reduce Appropriation for Enterprise Community Partners contract (Office of Housing)	This item decreases appropriation authority by \$2,000,000 in the Office of Housing in the Payroll Expense Tax Multifamily Housing Budget Control Level (14500-BO-HU-3000). This funding was appropriated for Enterprise Community partners to implement the Community Self Determination capacity and technical assistance grants program. The Mayor froze OH's ability to execute this contract so this appropriation is not needed in 2024.	(\$2,000,000)
1.19	Transfer appropriation to FAS for City Hall safety and security measures (Finance General)	This item decreases appropriation authority by \$490,000 in Finance General in the Finance and Administrative Services Fund General Purpose Budget Control Level (50300-BO-FG-2QD00). Item 2.41 adds this funding to Finance and Administrative Services for City Hall safety and security measures.	(\$490,000)
Section 2 – Appropriation Increases – Operating Budgets			
2.1	Post-Secondary FEPP Carryforward (Department of Education and Early Learning)	This item increases appropriation authority by \$331,000 in the FEPP Levy DEEL Budget Control Level (17871-BO-EE-IL300) to adjust budget amounts supporting Seattle Promise equity enhancements through DEEL's contract with Seattle Colleges.	\$331,080
2.2	K12 FEPP Budget Alignment (Department of Education and Early Learning)	This item increases appropriation authority by \$700,000 to Budget Control Level (17871-BO-EE-IL200) to align the K-12 2023-24 School Year budget with FEPP Implementation and Evaluation Plan guidance and historical spending trends.	\$700,000

Item #	Title	Description	Amount/FTE
2.3	Increase Funding for RV Remediation (Department of Finance and Administrative Services)	This item increases appropriation authority by \$80,000 in the Finance and Administrative Services (FAS) Public Services Budget Control Level (00100-BO-FA-0005). This request is necessary to pay for towing costs associated with impounding and disposal of RVs from City streets. Due to higher than anticipated costs in 2024, this appropriation is needed to maintain the current level of service.	\$80,000
2.4	Appropriating Judgment & Claims fund balance (Department of Finance and Administrative Services)	This item increases appropriation authority by \$10,000,000 in the Department of Finance and Administrative Services, in the Judgment and Claims Fund Claims Budget Control Level (BO-FA-CJ000), by \$7,000,000 in the Judgment and Claims Fund Litigation Budget Control Level (BO-FA-JR000), and by \$2,000,000 in the Judgment and Claims Fund Police Action Budget Control Level (BO-FA-JR020), totaling \$19,000,000, to cover settlement/judgment expenses exceeding previous forecasts for 2024. There is also an expectation that any unused appropriation will be carried forward to help cover the high costs that will continue into 2025. The appropriation is entirely backed by fund balance.	\$19,000,000

Item #	Title	Description	Amount/FTE
2.5	Appropriation Increase for Formerly CLFR-backed Projects – Accounting Services, Priority Hire, and Position Sunset Date Extension (Department of Finance and Administrative Services)	This item increases appropriation authority in the amount of \$644,785 in the Department of Finance and Administrative Services (FAS), \$393,017 in the FAS Fund Office of Finance Budget Control Level (50300-BO-FA-0003) and \$251,768 in the FAS Fund Public Services Budget Control Level (50300-BO-FA-0005). This one-time funding, supported by revenue from the General Fund, will be used to continue accounting and priority hire work previously funded by the Coronavirus Local Fiscal Recovery (CLFR) Fund. This funding should carryforward until spent or abandoned. This item also extends the sunset date for two full-time positions in FAS.	\$644,785
2.6	Additional Appropriation for Insurance Costs (Finance General)	This item increases appropriation authority by \$1,200,000 in Finance General, in the General Fund Appropriation to Special Fund Budget Control Level (00100-BO-FG-2QA00). The 2024 Adopted Budget reserve for Citywide insurance costs paid by Risk Management from the Finance General is not sufficient for increased premiums. The City Budget Office was notified 15 percent year over year increased premiums after the completion of the adopted budget process and has been holding a planning reserve in anticipation of current year bills. An ongoing increase to the insurance reserve in 2025 and 2026 has been included in the 2025-26 Proposed Biennial Budget.	\$1,200,000

Item #	Title	Description	Amount/FTE
2.7	Appropriate TNC Revenue Overcollection (Finance General)	This item increases appropriation authority by \$428,000 in Finance General, in the General Fund General Purpose Budget Control Level (00100-BO-FG-2QD00). This funding is related to Transportation Network Company (TNC) revenue collections in excess of appropriated expenses in the General Fund. This revenue is restricted and may only be used for purposes describe by Ordinance 126926. This funding will be held in Finance General until such time it is needed for expenses in the Department of Finance and Administrative Services (FAS). It should carry forward administratively until transferred to FAS.	\$428,000
2.8	Adjust Arena Payment for August Forecast (Finance General)	This item increases appropriation authority by \$212,000 in Finance General, in the Transportation Fund General Purpose Budget Control Level (13000-BO-FG-2QD00). The 2024 Adopted Budget reserve for the Transportation Fund contribution to the Seattle Arena Company, LLC payment is not sufficient for payments made to date. This reserve is being increased to account for higher-than-expected payments in early 2024 and August Revenue Forecast updates.	\$212,000
2.9	Appropriation Increase for General Fund Revenue Replacement (Finance General)	This item increases appropriation authority by \$758,558 in Finance General, in the CLFR Fund Appropriation to Special Funds Budget Control Level (14000-BO-FG-2QA00). This increase is a result of a CIP abandonment for the Seattle Department of Transportation (SDOT) and the appropriation of fund balance in the CLFR Fund. See associated SDOT item 5.5. Funding in Finance General will be used to make a cash contribution to the General Fund for revenue replacement in 2024.	\$758,558

Item #	Title	Description	Amount/FTE
2.10	General Fund Contribution to Workers' Compensation Fund (Finance General)	This item increases appropriation authority by \$3,000,000 in Finance General, in the General Fund Appropriation to Special Funds Budget Control Level (00100-BO-FG-2QA00). This appropriation will be used for the General Fund cash contribution to the Industrial Insurance Fund for increased costs in 2024 that are above department budgeted amounts. See related item for the Seattle Department of Human Resources for additional information, Item 2.33.	\$3,000,000
2.11	Public Safety Streetlights (Finance General)	This item increases appropriation authority by \$500,000 in Finance General, in the General Fund Appropriation to Special Funds Budget Control Level (00100-BO-FG-2QA00). This reserve will pay Seattle City Light for increased streetlighting investments related to public safety needs. An ongoing reserve of \$1,000,000 has been added in the 2025-26 Proposed Biennial Budget. The 2024 reserve amount should carry forward administratively until spent.	\$500,000
2.12	General Fund Appropriation for Cash Transfers to Departments (Finance General)	This item increases appropriation authority by \$5,622,157 in Finance General, in the General Fund Appropriation to Special Funds Budget Control Level (00100-BO-FG-2QA00). This will be used for cash transfers to the Human Services Department, Department of Finance and Administrative Services, and Seattle Information Technology to continue projects previously funded by CLFR Fund. See related appropriation increase items for these departments that are backed by this transfer, 2.5, 2.14, and 2.29.	\$5,622,157

Item #	Title	Description	Amount/FTE
2.13	Appropriation Increase for Formerly CLFR-backed Projects - Homelessness Programs (Human Services Department)	<p>This item increases appropriation authority in Human Services Department in the General Fund Addressing Homelessness Budget Control Level (00100-BO-HS-H3000) by \$9,246,028. This budget provides funding for programs administered by the King County Regional Homelessness Authority:</p> <ul style="list-style-type: none"> - \$400,000 Tiny House Village - \$513,038 Diversion - \$1,276,673 Rapid Rehousing - \$7,056,317 Shelter <p>These programs provide temporary shelter to unhoused individuals and services that help to prevent homelessness. These projects were previously funded by the CLFR Fund.</p>	\$9,246,028
2.14	Appropriation Increase for Formerly CLFR-backed Projects - Childcare Facilities (Human Services Department)	<p>This item increases appropriation authority in Human Services Department in the Human Services Fund Supporting Affordability & Livability Budget Control Level (16200-BO-HS-H1000) by \$4,691,844. This budget provides one-time funding for childcare facility projects through 2026 that were previously supported by the CLFR Fund. This appropriation is backed by a one-time General Fund cash transfer to the Human Services Fund. See related item for Finance General 2.12. This budget requires automatic carryforward until abandoned or spent.</p>	\$4,691,844

Item #	Title	Description	Amount/FTE
2.15	Transfer OSE Payroll Tax Funds for Low-Income Housing Retrofits (Office of Housing)	This item transfers appropriation authority in the amount of \$400,000 from the Payroll Expense Tax Fund Office of Sustainability and Environment Budget Control Level (14500-BO-SE-X1000) to the Office of Housing Payroll Expense Tax Fund Homeownership & Sustainability Budget Control Level (14500-BO-HU-2000) to support multifamily affordable housing decarbonization retrofits or engineering plans. These funds are needed to bridge a funding gap for a federally funded project to decarbonize 3 multifamily affordable housing facilities within the city. Payroll Expense Tax funding was allocated to OSE to support low-income housing providers to comply with Seattle Building Emissions Performance Standard targets and reduce greenhouse gas emissions.	\$400,000
2.16	Authority for Increased Fort Lawton Security and Maintenance Costs (Office of Housing)	This item increases appropriation authority by \$51,000 in the Office of Housing, in the Office of Housing Fund Leadership & Administration Budget Control Level (16600-BO-HU-1000). This item is necessary to pay for increased security and maintenance expenses at the Fort Lawton property. FAS incurs the costs, which are then shared between the Office of Housing and Parks. This request is support by the pre-development program of the 2023 Housing Levy.	\$51,000

Item #	Title	Description	Amount/FTE
2.17	OIRA Victim Compensation Fund Adjustment (Office of Immigrant and Refugee Affairs)	<p>This item increases appropriation authority by \$150,000 in the Office of Immigrant and Refugee Affairs (OIRA) General Fund Budget Control Level (00100-BO-IA-X1N00) due to a technical error that resulted in OIRA's spending authority for this funding lapsing in 2024.</p> <p>This \$150,000 is intended to support the Victim Compensation Fund (VCF), established in response to the increase in hate crimes and targeted violence in immigrant communities, including those directly impacting Asian American and Pacific Islander (AAPI) communities.</p>	\$150,000
2.18	Comprehensive Plan Outreach (Office of Planning and Community Development)	<p>This item increases appropriation authority by \$50,000 in the Office of Planning and Community Development's Payroll Expense Tax Fund Planning and Community Development Budget Control Level (14500-BO-PC-X2P00). This item supports enhanced engagement for zoning implementation, including seven in-person events that target the newly proposed Neighborhood Centers in all council districts. Engagement activities will be responsive to growing public interest in the proposed zoning changes and will allow OPCD to ensure that engagement materials effectively communicate the proposed zoning changes to the public. This item is funded from the Payroll Expense Tax - Economic Revitalization category.</p>	\$50,000

Item #	Title	Description	Amount/FTE
2.19	Transfer funding for Indigenous Led Climate Initiatives (Office of Sustainability and Environment)	This item increases appropriation by \$3,687,438 in the Office of Sustainability and Environment (OSE) Payroll Expense Tax Sustainability and Environment Budget Control Level (14500-BO-SE-X1000). In addition to \$2.5 million in OSE per the 2024 Adopted Budget, these funds will support Indigenous Climate Sustainability projects with Tribal Nations, fulfilling commitments made by the City of Seattle under the 2023-24 Adopted Budget.	\$3,687,438
2.20	Appropriation Increase for Formerly CLFR-backed Projects – Food Pilot Project (Office of Sustainability and Environment)	This item increases appropriation authority by \$254,458 in the Office of Sustainability and Environment, in the General Fund Sustainability and Environment Budget Control Level (00100-BO-SE-X1000). This is one-time General Fund appropriation to continue projects previously funded by CLFR Fund. This funding is for a prescription food pilot with the Seattle Indian Health Board.	\$254,458
2.21	Taxes Due on Higher Retail Sales (Seattle City Light)	This request increases appropriation authority by \$15M in the Seattle City Light (41000-Light Fund) BO-CL-TAXES BSL. This increase is needed due to higher-than-expected taxes due at the City and State levels. This is a result of higher than forecast retail revenues and the RSA surcharge being on for the full year rather than six months.	\$15,000,000

Item #	Title	Description	Amount/FTE
2.22	Short-Term Purchased Power, Additional Purchase Authority (Seattle City Light)	This item increases appropriation authority by \$75M in the BO-CL-PWRSUPPLY BSL. Due to a variety of factors including dry conditions, larger than expected load particularly during extreme weather conditions and high market prices for energy, City Light will spend more on short-term power purchases than originally anticipated. The final expenditure is not known and will depend on hydro conditions, energy prices and retail demand for the remainder of the year. This increase is significant (\$75M increase to a base of \$45M) but is meant to be a conservative estimate that provides adequate appropriation authority for a worst-case scenario.	\$75,000,000
2.23	Worker's Compensation (Seattle Fire Department)	This item increases appropriation authority by \$555,391 in the General Fund Budget Control Level (00100-BO-FD-F3000) and \$100,000 in the General Fund Budget Control Level (00100-BO-FD-F5000) for a grand total of \$655,391 to pay for higher increases in workers' compensation claims than were projected in the 2024 Adopted Budget. Greater than anticipated increases in workers' compensation claims were primarily due to larger per patient claims. The Department is working with the City's worker's compensation unit to improve its assessment capabilities associated with the WC Claims.	\$655,391

Item #	Title	Description	Amount/FTE
2.24	Termination Pay (Seattle Fire Department)	This item increases appropriation authority by \$1,664,420 in the General Fund Budget Control Level (00100-BO-FD-F3000) to pay for increases in termination pay cashouts that were higher than projected in the 2024 Adopted Budget. Greater than anticipated termination pay cashouts were primarily due to more retirements than forecasted and higher cashout amounts per retiree. The leave cashout liability increased as retroactive pay adjustment increased the hourly rate of all uniformed members x hours accrued therefore increasing the current cashout amount per retiree.	\$1,664,420
2.25	PSERN Operator Service (Seattle Information Technology Department)	This item increases appropriation authority by \$683,256 in the IT Operating Fund in the Technology and Infrastructure BSL (50410-BO-IT-D0300). The budget is necessary for ITD to pay the PSERN Operator. Payments have been delayed due to a delayed go-live date for the network. The revenues to support this work have already been collected via 1/12th allocation.	\$683,256
2.26	Cyber Security Insurance (Seattle Information Technology Department)	This item increases appropriation authority by \$200,000 in the IT Operating Fund in the Digital Security & Risk BSL (50410-BO-IT-D0500). This request of \$200,000 will cover anticipated cost escalation from the city's Cybersecurity Liability policy. Actuals in 2023 was close to \$1.0M, and anticipated expenditures in 2024 are expected to be over \$1M. This item adds appropriation authority only. Funding is from 2023 underspend.	\$200,000

Item #	Title	Description	Amount/FTE
2.27	Windows 11 (Seattle Information Technology Department)	This item increases appropriation authority by \$600,000 in the IT Operating Fund in the Applications BSL (50410-BO-IT-D0600). This request is necessary to provide the Applications BSL with expenditure authority for labor resources, equipment, and extended support licenses for the Windows 11 upgrade efforts. This item adds appropriation authority only. Funding is from 2023 underspend.	\$600,000
2.28	Appropriation Increase for Formerly CLFR-backed Projects – Affordable Seattle and PC Replacement (Seattle Information Technology Department)	This item adds appropriation authority in the amount of \$285,528 to the Seattle Information Technology Department, in the Applications BSL (50410-BO-IT-D0600). This appropriation will be used to continue work related to Affordable Seattle and PC replacement projects previously funded by the CLFR Fund. Revenues will come from the General Fund. See associated Finance General Item 2.12.	\$285,528
2.29	Overtime Appropriation (Seattle Police Department)	This item increases appropriation authority by \$12.8M in the Seattle Police Department in various Budget Control Levels. This request is necessary to fund overtime and associated benefit costs for special events and augmentation for minimum staffing above adopted budget levels. Sworn salary savings are insufficient to support this overage, and if additional appropriation is not approved, the department will overspend its budget at year-end.	\$12,800,000
2.30	2024 Paid Parental Leave Backfill (Seattle Public Library)	This item increases appropriation authority by \$37,000 in The Seattle Public Library BCL (10410-BO-SPL). This request is necessary as there are backfill costs incurred by the Library related to the Paid Parental Leave and Paid Family Care Leave legislation. These resources will go to support labor backfill costs incurred for necessary and operationally critical support. This item is supported by revenue from the General Fund.	\$37,000

Item #	Title	Description	Amount/FTE
2.31	Appropriation Increase for Formerly CLFR-backed Projects – Maritime Academy (Office of Economic Development)	This item increases appropriation authority by \$556,416 in the Office of Economic Development, in the General Fund Business Services Budget Control Level (00100-BO-ED-X1D00). This item provides one-time General Fund appropriation to continue implementation of the Seattle Maritime Academy project after July 31, 2024, previously funded with CLFR appropriations. This General Fund appropriation should carryforward until spent or abandoned.	\$556,416
2.32	Appropriation Increase for the Industrial Insurance Fund (Seattle Department of Human Resources)	This item provides appropriation increase of \$6.7 million in the Industrial Insurance Services BSL (BO-HR-INDINS) of the Industrial Insurance Fund (10110) for the Seattle Department of Human Resources to pay unanticipated costs due principally to high volumes of pension payouts from the fund, as well as for overages for standard medical and time-loss claims. Both settlement payments and retro payments to claimants related to AWI increases are expected to be larger than anticipated. This item also adds appropriations to address inadvertent underbudgeting in 2024 due to incomplete accounting actions related to year-end accruals. Per normal practice, departments will reimburse the fund for some portion of these excess claims. To cover the remainder, this item transfers \$3 million in GF reserves, established for this eventuality, to the Industrial Insurance Fund.	\$6,701,000

Item #	Title	Description	Amount/FTE
2.33	Increase Claims Appropriations (Seattle Department of Human Resources)	This item increases appropriation authority \$900,000 in the Unemployment Services BSL (BO-HR-UNEMP) of the Unemployment Insurance Fund (Fund 10111) to allow SDHR Finance to make the appropriate entries to clear a previously booked liability dating back to the 2018 transition from the SUMMIT accounting system to PeopleSoft 9.2. This action will have the effect of reducing fund balance in the fund.	\$900,000
2.34	Year-end Adjustment for Increased Premium Expenses (Seattle Department of Human Resources)	This item increases appropriation authority \$190,000 in the GTL/LTD/ADD Insurance Services BSL (BO-HR-GTL) in the Group Term Life Fund (10113) for group term life insurance premium costs that are now projected to increase more than was captured in the 2024 Adopted Budget. This increase will be covered by existing fund balance.	\$190,000
2.35	Appropriation Increase for Formerly CLFR-backed Projects – Administration and Evaluation (City Budget Office)	This item increases appropriation authority by \$767,938 in the City Budget Office, in the General Fund City Budget Office Budget Control Level (00100-BO-CB-CZ000). This item provides one-time General Fund appropriation to continue implementation of the close out of the administration and evaluation projects after July 31, 2024, previously funded with CLFR appropriations. This General Fund appropriation should carryforward until spent or abandoned.	\$767,938

Item #	Title	Description	Amount/FTE
2.36	Solid Waste Taxes (Seattle Public Utilities)	This item increases one-time appropriation authority by \$3,000,000 in the Solid Waste Fund for the General Expense Budget Control Level (45010-BO-SU-N000B). The increase of \$3,000,000 in the Solid Waste Utilities Taxes Program is necessary to comply with tax law regarding the taxation of revenues. As a provider of solid waste services, SPU is required to pay tax on revenues to both the State of Washington and City of Seattle. The increase is due to increased projected solid waste revenue resulting from an increase in residential demand and transfer station usage.	\$3,000,000
2.37	Labor Budget Alignment (Ethics and Elections Commission)	This item increases appropriation authority by \$70,000 in the Seattle Ethics and Elections Commission, in the General Fund Ethics and Elections Budget Control Level (BO-ET-V1T00). Due to several reclassifications and pay rate adjustments in recent years, combined with budget target reductions in 2021, the department overspent their budget in 2022 and 2023 and is currently projected to overspend their 2024 labor budget. This increase provides appropriation authority to fully fund salary and benefit costs and aligns the labor budget with actual costs.	\$70,000

Item #	Title	Description	Amount/FTE
2.38	Year-end Adjustments for AWI, Retro and Medical (Firefighter's Pension)	This item increases appropriations \$5.236 million in the Firefighters' Pension BSL (BO-FP-R2F01) in the Fireman's Pension Fund (61040) to provide for pension and medical cost increases. These increases are covered by existing fund balances. Adjustments to both medical and pension costs 1) right-size appropriations in these accounts; and 2) capture unanticipated and anticipated, but undetermined increased costs due to rising medical and long-term care costs for the aging population of covered firefighters and the one-time retro and ongoing pension benefit effects of the firefighter's and fire chief's bargaining agreements.	\$5,236,000
2.39	Data Form System Change (Office of Economic and Revenue Forecasts)	This item increases appropriation authority \$43,200 in the Office of Economic and Revenue Forecasts Budget Summary Level (BO-ER-10000) to pay for costs of a systems modification to automate data capture for forecasting the Payroll Expense Tax -- a process that is currently occurring manually.	\$43,200
2.40	Alley Flushing Additional Support (Seattle Department of Transportation)	This item increases appropriation authority by \$52,000 in the Seattle Department of Transportation, in the General Fund Maintenance Operations Budget Control Level (00100-BO-TR-17005). This request is necessary to support inspection and cleaning costs to expand one-time alley flushing services in the downtown core.	\$52,000
2.41	Transfer from FG for City Hall safety and security measures (Department of Finance and Administrative Services)	This item increases appropriation authority by \$490,000 in the Department of Finance and Administrative Services, Finance and Administrative Services Fund Citywide Operational Services Budget Control Level (50300-BO-FA-0001). This funding will be used for City Hall safety and security measures, and the associated transfer from FG is shown in item 1.19.	\$490,000

Item #	Title	Description	Amount/FTE
Section 3 – Appropriation Increases – Operating Budgets – Backed by Revenues			
3.1	Washington Student Achievement Council Grant 2024 (Department of Education and Early Learning)	This item increases appropriation authority by \$533,746 to Budget Control Level 00100-BO-EE-IL200 to reflect an amendment to DEEL's grant from the Washington Student Achievement Council. The goal of the City of Seattle Postsecondary Success Network project is to expand adult capacity to provide culturally relevant college and career readiness guidance and mentorship to high school juniors and seniors that propels students into postsecondary opportunities and ignites career exploration, and to extend those mentoring relationships through the first two years of students' postsecondary education. Ordinance # 126875 (Q2 2023) authorized a budget of \$1,250,000 for this grant. When combined with the 2024 Q3 supplemental, the new total will be \$1,783,746.	\$533,746
3.2	Early Childhood Education and Assistance Program (ECEAP) Grant Award Increase (Department of Education and Early Learning)	This item increases grant-backed appropriation authority in the Early Learning BCL (00100-BO-EE-IL100) by \$143,267 to reflect the change in grant award for the 2024-25 School Year. This is a revenue-backed change. Ordinance #126934 authorized a budget of \$2,981,425 for the 2024-25 SY. When combined with the Q3 supplemental, the new total for the 2024-25 School Year will be \$3,124,692.	\$143,267

Item #	Title	Description	Amount/FTE
3.3	External Tenant Improvements (Department of Finance and Administrative Services)	This item increases revenue-backed appropriation authority by \$1,180,000 in the Department of Finance & Administrative Services, in the Finance and Administrative Services Fund Citywide Operational Services Budget Control Level (50300-BO-FA-0001). This item is necessary to pay for tenant improvements at FAS' property leased to the Washington State Patrol (WSP). FAS reached a renewed lease agreement with WSP late in 2023 and tenant improvements to the building were a part of the lease terms. The increased rent rate will cover the entire cost of the tenant improvements.	\$1,180,000
3.4	Airport Way Flooding Repair (Department of Finance and Administrative Services)	This item increases appropriation authority by \$1,070,000 in the Department of Finance & Administrative Services, in the Finance and Administrative Services Fund Citywide Operational Services Budget Control Level (50300-BO-FA-0001). This item is necessary to pay for flooding damages at FAS' Airport Way property. An emergency flooding incident late in 2023 resulted in extensive damage to the building, which FAS is currently in the process of repairing. The total project cost is estimated at \$1,070,000 with insurance expected to pay out \$625,000. The remaining \$445,000 will be absorbed by the FAS operating fund.	\$1,070,000

Item #	Title	Description	Amount/FTE
3.5	Fort Lawton Security & Maintenance (Department of Finance and Administrative Services)	This item increases appropriation authority by \$586,000 in the Department of Finance & Administrative Services, in the Finance and Administrative Services Fund Citywide Operational Services Budget Control Level (50300-BO-FA-0001). This item is necessary to pay for increased security and maintenance expenses at the Fort Lawton property. Security and maintenance needs have increased drastically. Regular break-ins necessitate two 24-hour security guards, which run upwards of \$600,000 per year. Additionally, maintenance of the property has exceeded initial estimates. FAS anticipates \$1,014,000 of expenditures in 2024, all of which is revenue-backed.	\$586,000
3.6	External Vendor Vehicle Maintenance (Department of Finance and Administrative Services)	This item increases appropriation authority by \$3,000,000 in the Department of Finance & Administrative Services, in the Finance and Administrative Services Fund Citywide Operational Services Budget Control Level (50300-BO-FA-0001). This item is necessary to pay for increased maintenance of City vehicles at external vendors. The use of vendors has been higher for several years while FAS has struggled to fill open vacancies. This item is revenue backed with customer departments paying the increased costs.	\$3,000,000

Item #	Title	Description	Amount/FTE
3.7	Vehicle Parts (Department of Finance and Administrative Services)	This item increases appropriation authority by \$2,200,000 in the Department of Finance & Administrative Services, in the Finance and Administrative Services Fund Citywide Operational Services Budget Control Level (50300-BO-FA-0001). This item is necessary to pay for auto parts, which have become substantially more expensive due to inflation. Despite efforts to procure less expensive parts to reduce costs, inflation continues to push costs above the available budget. This item is revenue-backed with customer departments paying the increased cost for parts.	\$2,200,000
3.8	DON/SPR Equity & Engagement IDA (Department of Neighborhoods)	This item increases revenue-backed appropriation authority by \$79,040 in the Department of Neighborhoods in the General Fund Community Building BCL (00100-DN-I3300). This item is necessary to adjust appropriation authority and is backed by a signed Interdepartmental Agreement between the Department of Neighborhoods (DON) and Seattle Parks and Recreation (SPR). The Interdepartmental Agreement represents a strategic partnership between the two departments to enhance SPR's community engagement effectiveness by engaging the services of DON's Equity and Engagement Advisors, and SPR agrees to compensate DON's services.	\$79,040

Item #	Title	Description	Amount/FTE
3.9	WSDA Grant Increase (Human Services Department)	This item increases grant-backed appropriation authority in Human Services Department in the Human Services Fund by \$15,000 in the Supporting Affordability & Livability Budget Control Level (16200-BO-HS-H1000). This appropriation is for increased funding for a grant from Washington State OSPI for nutrition food for preschool programs. The grant was originally accepted in ordinance 126875. This item shall carryforward until abandoned or spent.	\$15,000
3.10	Older Adult Grant Revenue Increase (Human Services Department)	This item increases grant-backed appropriation authority by \$9,623,755 in Human Services Department, in the Human Services Fund Promoting Healthy Aging Control Level (16200-BO-HS-H6000) and \$819,574 in the Human Services Fund Leadership & Administration Control Level (16200-BO-HS-H5000) and \$12,336 in the Human Services Fund Supporting Affordability and Livability Control Level (16200-BO-HS-H1000). This appropriation is for increased grant awards for case management, nutrition, and supportive services for older adults. The grants were originally accepted in ordinance 126934. This item shall carryforward until abandoned or spent.	\$10,455,666
3.11	2024 HUD Grant Award Changes - ESG and HOPWA (Human Services Department)	This item increases appropriation authority by \$114,860 in the Human Services Fund Addressing Homelessness Budget Summary Level (16200-PO-HS-H3000). This appropriation change adjusts grant budget amounts to reflect the 2024 Annual Action Plan and actual award amounts from HUD for ESG and HOPWA grants. The grants were originally accepted in Ordinance 126934. This item shall carryforward until abandoned or spent.	\$114,861

Item #	Title	Description	Amount/FTE
3.12	Opioid Fund Appropriation Increase (Human Services Department)	This item increases appropriation authority by \$269,250 in Human Services Department, in the Opioid Settlement Promoting Public Health Budget Control Level (14510-BO-HS-H7000). This item provides spending authority for revenue received by the City in 2024 from an opioid settlement payout from a pharmacy. The budget will fund the Valley Cities Pilot Project.	\$269,250
3.13	CDBG Budget Reconciliation_Increase (Human Services Department)	This item adjusts the budget in the Human Services Department to align to planned allocation of the CDBG grant balances from prior years. It also corrects budget amounts to match the actual grant balance in the HUD IDIS system. HSD completed a reconciliation of all CDBG grants by comparing PS 9.2 records to actual funds drawn down in the HUD IDIS system. This led to additional amounts drawn down in the HUD system, which subsequently required adjustments to grant budgets in PS 9.2.	\$227,257

Item #	Title	Description	Amount/FTE
3.14	Transfer HEAR Grant Funding from OSE (Office of Housing)	This item transfers grant-backed appropriation authority in the amount of \$1,495,000 from the Office of Sustainability and Environment in the General Fund Office of Sustainability and Environment Budget Control Level (00100-BO-SE-X1000) to the Office of Housing in the Low Income Housing Fund Homeownership & Sustainability Budget Control Level (16400-BO-HU-2000) to support the Clean Heat No-Cost Conversion program. This grant funding, previously accepted in the mid-year supplemental, is from the Washington State Department of Commerce Home Electrification and Appliance Rebates (HEAR) Program, which provides funding to establish or expand incentive programs for the installation of high efficiency electric equipment such as heat pumps. This funding will expand incentive programs at the city. The period of performance is through June 2025. There are no matching requirements.	\$1,495,000

Item #	Title	Description	Amount/FTE
3.15	OIRA New Citizen Program Grant Award Adjustments (Office of Immigrant and Refugee Affairs)	<p>This item increases revenue-backed appropriation authority by \$6,397 for the Office of Immigrant and Refugee Affairs (OIRA) to reflect the General Fund OIRA Budget Control Level (00100-BO-IA-X1N00) due to an increase in the amounts awarded by the Washington Department of Social and Health Services (DSHS) and Seattle Housing Authority (SHA) for the New Citizen Program.</p> <p>Ordinance 126931 accepted and appropriated the initial amount. The SHA grant (GSHA24) was accepted and appropriated at \$51,652, and will be increased by \$1,997 for a total of \$53,649. The DSHA grant (GDSHS2425) was accepted and appropriated at \$865,600, and will be increased by \$4,400, for a total of \$870,000.</p> <p>The New Citizen Program (NCP) partners with 10 community-based organizations located through Seattle and King County to help low-income immigrants and refugees become US citizens. Grant funding from DSHS supports the participation of state benefits recipients in the NCP. Grant funding from SHA supports the participation of SHA residents in the NCP.</p>	\$6,397
3.16	Admissions Tax Revenue & Expense (Seattle Center)	<p>This item increases appropriation authority by \$763,952 in Seattle Center, in the Campus Fund Campus Budget Control Level (11410-B0-SC-6000) due to receipt of Admissions Tax revenue from the Office of Arts and Culture. This item was included in the Office of Arts and Culture 2024 Adopted Budget, but due to a technical oversight no expenditure authority was added to Seattle Center.</p>	\$763,953

Item #	Title	Description	Amount/FTE
3.17	Engineering Services Utility Reimbursable (Seattle Department of Transportation)	This item increases appropriation authority by \$134,225 in the Seattle Department of Transportation, in the Transportation Fund Bridges & Structures Budget Control Level (13000-BO-TR-17001). This item adds Seattle City Light-reimbursable appropriation authority in the amount of \$134,225 to the Reimbursable Capital Design/Review (MO-TR-R060) master project. This item is needed in 2024 to fund the design review work for the Ross Intake Dam projects.	\$134,225
3.18	Reimbursement Urban Search and Rescue Deployment (Seattle Fire Department)	This item increases appropriation authority by \$25,000 in the Seattle Fire Department, in the General Fund Budget Control Level (00100-BO-FD-F3000). The funding from the Federal Emergency Management Agency (FEMA) of the Department of Homeland Security through the Pierce County Office of Emergency Management will reimburse for OT/BF and travel costs incurred by the SFD deployment of qualified members who serve on the regional Urban Search and Rescue Team who were deployed to emergency and disaster sites as needed in 2024. The period of performance for these deployments is from August through December 2024. No positions will be created, and no match is required.	\$25,000

Item #	Title	Description	Amount/FTE
3.19	Reimbursement Wildland Fires (Seattle Fire Department)	This item increases appropriation authority by \$300,000 in the Seattle Fire Department, in the General Fund Budget Control Level (00100-BO-FD-F3000). The funding from the State of Washington Department of Natural Resources, State Fire Marshall's Office and the Emergency Management Division with the State Military Department will reimburse overtime/backfill and travel costs incurred by the Fire Department for deployment of qualified firefighters to approximately 15-30 separate wildfires in the State of Washington, Oregon, and California between July and December, 2024. There will be no positions created or match required.	\$300,000
3.20	BIOWATCH 2022-2025 Continuation Grant (Seattle Fire Department)	This item increases grant-backed appropriation authority by \$1,960,003 in the Seattle Fire Department, in the General Fund Budget Control Level (00100-BO-FD-F3000). This is the current year's allocation of a 10-year grant from the Department of Homeland Security's BioWatch Program. This includes air-quality testing and monitoring for 19 collector sites. This project is strengthening the area's response network with respect to biological terrorism. This extended the reporting period of performance through 5/31/25. This funding will increase an FTE by 0.125 for grant management. There is no match required. There are no ongoing cost impacts by accepting this grant. The original award was accepted under Ordinance 124899.	\$1,960,003

Item #	Title	Description	Amount/FTE
3.21	Reimbursement Urban Search and Rescue Emergency Task Force Training (Seattle Fire Department)	This item increases funding-backed appropriation authority by \$52,000 in the Seattle Fire Department, in the General Fund Budget Control Level (00100-BO-FD-F3000). This funding, provided by the Federal Emergency Management Agency (FEMA) through Pierce County Office of Emergency Management provide funding for SFD members on the regional Urban Search and Rescue (USAR) Team to attend approximately 25 reimbursable mandatory emergency response trainings. There are no positions or local match requirement associated with these reimbursements. There are no ongoing cost impacts by accepting this reimbursement funding.	\$52,000
3.22	Crisis Intervention Team Training Reimbursement (Seattle Fire Department)	This item increases funding appropriation authority by \$22,192 in the Seattle Fire Department, in the General Fund Budget Control Level (00100-BO-FD-F3000). This funding from the Washington State Criminal Justice Training Commission will support the training of Fire/EMS in FY 2024 to minimum safety requirements. There are no new positions associated with this project and no match required. There are no ongoing cost impacts by accepting this funding.	\$22,192
3.23	Reimbursement Basic Firefighter Training FY2024 (Seattle Fire Department)	This item increases funding-backed appropriation authority by \$67,500 in the Seattle Fire Department, in the General Fund Budget Control Level (00100-BO-FD-F3000). This grant from the Washington State Patrol-Office of the Fire Marshall will support the training of firefighters in Recruit Class #120 & 121 in FY 2024 to minimum safety requirements. There are no new positions associated with this project and no match required. There are no ongoing cost impacts by accepting this funding.	\$67,500

Item #	Title	Description	Amount/FTE
3.24	Cloud - Direct Bill (Seattle Information Technology Department)	This item increases appropriation authority by \$550,000 in Seattle IT in the Technology Infrastructure BCL (50410-BO-IT-D0300). This request is necessary to cover direct billing through the end of 2024 for monthly cloud services consumed by SPD.	\$550,000
3.25	Citywide Radio Ops-Direct Bill (Seattle Information Technology Department)	This item increases appropriation authority by \$400,000 in the IT Operating Fund in the Technology and Infrastructure BCL (50410-BO-IT-D0300). This request is to allow expenditure authority for ITD to purchase radios required by Community Assisted Response and Engagement (CARE) for \$300K to equip their alternate responder teams and \$100K for staff support to SDOT and SPU.	\$400,000
3.26	Net New PC Replacement (Seattle Information Technology Department)	This item increases appropriation authority by \$2,151,939 in the IT Operating Fund in the Frontline Services & Workplace BCL (50410-BO-IT-D0400). This request is necessary to provide the Frontline Services & Workplace BSL with expenditure authority for new computers purchased in 2024 on behalf of City Departments outside of Seattle IT's five-year device replacement cycle. This item adds appropriation authority only. Revenue is collected from the individual departments as costs are incurred throughout the year.	\$2,151,939
3.27	SMT Network Cabling Projects (Seattle Information Technology Department)	This item increases appropriation authority by \$650,000 in Seattle IT in the Technology Infrastructure BCL (50410-BO-IT-D0300). This request is necessary to fund ITD staff and materials needed to support cabling projects on SMT floors 30, 34, 35 and 33 as a result of floor layout changes. Revenues for these costs are billed to City Departments.	\$650,000

Item #	Title	Description	Amount/FTE
3.28	SPD Non-Emergency Portal and SFD Fire & Safety Training (Seattle Information Technology Department)	This item increases appropriation authority by \$100,500 in Seattle IT in the Application BSL (50410-BO-IT-D0600). Of the total requested, \$80,500 is needed to cover Accenture and IT support to resolve integration issue between Web Incident Reporting and Mark43 for Non-Emergency Portal. The remaining \$20,000 is for additional time needed for testing the CheckIT software for Fire & Safety Training.	\$100,500
3.29	Telecom Direct Bill (Seattle Information Technology Department)	This item increases appropriation authority by \$1,891,637 in the IT Operating Fund in the Frontline Services & Workplace BSL (50410-BO-IT-D0400) to cover cellular costs in 2024. This item adds appropriation authority only. The costs associated with this request are billed out to City departments. Revenue is collected from individual departments as costs are incurred throughout the year.	\$1,891,637
3.30	Online Business Directory (Seattle Information Technology Department)	This item increases appropriation by \$150,000 in Seattle IT in the Application BSL (50410-BO-IT-D0600). This additional funding is needed to cover the new functionality - eprocurement into the new system solution for Online Business Directory. This change requested has been approved by FAS.	\$150,000
3.31	Add Golf Operating Appropriation (Seattle Parks and Recreation)	This item increases appropriation authority by \$1,200,000 to Seattle Parks and Recreation in the Park and Recreation Fund to the Golf Programs Budget Control Level (10200-BO-PR-60000). This request is necessary to support the Citywide Golf Programs Project (MO-PR-61001). The appropriation is supported by golf revenues, which were higher than projected in 2024.	\$1,200,000

Item #	Title	Description	Amount/FTE
3.32	ATF Puget Sound Regional Gun Task Force (Seattle Police Department)	This item increases appropriation authority by \$9,085 in the Seattle Police Department in the Criminal Investigations BSL (BO-SP-P7000) from the U.S. Department of Justice. This funding reimburses SPD for costs of detective overtime spent in connection with the Puget Sound Regional Gun Task Force. The Regional Gun Task Force is focused on increasing the ability of law enforcement to trace shell casings and firearms used in crimes and thus identify shooters and take them off the streets. There are no matching requirements or capital improvement projects associated with this item.	\$9,085
3.33	Registered Sex Offender and Kidnapping Offender Address Verification Program (Seattle Police Department)	This item increases appropriation authority by \$181,477 in the Seattle Police Department in the Criminal Investigations BSL (BO-SP-P7000) from the King County Sheriff's Office under the Registered Sex Offender and Kidnapping Offender Address Verification Program. This funding will be used to verify the address and residency of all registered sex and kidnapping offenders under RCW 9A.44.130; investigate failure to register cases and score unrated offenders; improve public safety by establishing a greater presence and emphasis in Seattle neighborhoods; and increase immediate and direct contact with registered sex and kidnapping offenders in their jurisdiction. The contract term runs from July 1, 2024 to June 30, 2025.	\$181,477

Item #	Title	Description	Amount/FTE
3.34	Drug Enforcement Administration Task Force (Seattle Police Department)	This item increases appropriation authority by \$13,730 in the Seattle Police Department in the Criminal Investigations BSL (BO-SP-P7000) from the U.S. Department of Justice. This funding reimburses SPD for costs of detective overtime associated with the investigation of drug cases. The purpose of this work is to disrupt and interdict the flow of illegal drugs into the City. There are no matching requirements or capital improvement projects associated with this item.	\$13,730
3.35	Organized Crime Drug Enforcement Task Forces (Seattle Police Department)	This item increases appropriation authority by \$164,313 in the Seattle Police Department in the Criminal Investigations BSL (BO-SP-P7000) from the Drug Enforcement Agency. This funding reimburses SPD for costs spent in connection with Organized Crime Drug Enforcement Task Force. This task force works to mount a comprehensive attack and reduce the supply of illegal drugs in the United States and diminish the violence and other criminal activity associated with the drug trade. There are no matching requirements or capital improvement projects associated with this item.	\$164,313
3.36	Pacific Northwest Fugitive Apprehension Task Force (Seattle Police Department)	This item increases appropriation authority by \$19,727 in the Seattle Police Department in the Criminal Investigations BSL (BO-SP-P7000) from the U.S. Department of Justice. This funding reimburses SPD for costs of overtime associated with apprehending violent fugitives. There are no matching requirements or capital improvement projects associated with this item.	\$19,727

Item #	Title	Description	Amount/FTE
3.37	Puget Sound Joint Terrorism Task Force (Seattle Police Department)	This item increases appropriation authority by \$6,497 in the Seattle Police Department in the Criminal Investigations BSL (BO-SP-P7000) from the Federal Bureau of Investigation (FBI). This funding reimburses SPD for overtime associated with working with the FBI on international and domestic terrorism investigations. There are no matching requirements or capital improvement projects associated with this item.	\$6,497
3.38	Safe Streets Task Force (Seattle Police Department)	This item increases appropriation authority by \$59,118 in the Seattle Police Department in the Criminal Investigations BSL (BO-SP-P7000) from the Federal Bureau of Investigation (FBI). This funding reimburses SPD for overtime spent while working with the FBI to identify, disrupt, and dismantle existing and emerging violent criminal enterprises and gangs in King County, as well as other individuals and groups whose criminal activity negatively impacts the Puget Sound area. There are no matching requirements or capital improvement projects associated with this item.	\$59,118
3.39	Seattle Sound Regional Violent Crime Task Force (Seattle Police Department)	This item increases appropriation authority by \$23,501 in the Seattle Police Department in the Criminal Investigations BSL (BO-SP-P7000) from the Federal Bureau of Investigation (FBI). This funding reimburses SPD for costs spent in connection with the Seattle Sound Regional Violent Crimes Task Force. There are no matching requirements or capital improvement projects associated with this item.	\$23,501

Item #	Title	Description	Amount/FTE
3.40	Homeland Security Investigations Task Force (Seattle Police Department)	This item increases appropriation authority by \$96,156 in the Seattle Police Department in the Criminal Investigations BSL (BO-SP-P7000) from the Federal Bureau of Investigation (FBI). This funding reimburses SPD for costs spent in connection with the Homeland Security Investigations Task Force. There are no matching requirements or capital improvement projects associated with this item.	\$96,156
3.41	FY23 Target Zero Grant Increase (Seattle Police Department)	This item increases appropriation authority by \$40,000 in the Seattle Police Department in the Special Operations BSL (BO-SP-P3400) to amend a previous appropriation for the FY23 Target Zero Grant from the Washington Traffic Safety Commission. This grant provides funding for overtime related to supplemental traffic enforcement with special emphasis on impaired and distracted driving, seat belt, and motorcycle safety. Grant funds were originally accepted and appropriated in the 2024 Annual Grant Acceptance Ordinance (Ordinance 126934, item #1.69) in the amount of \$30,000 based on the anticipated award. An appropriation increase of \$10,000 was requested in the 2024 Mid-Year Supplemental (CB 1201812, item #3.16) based on the actual award amount of \$40,000. As the department has subsequently received additional funds from the grantor increasing the total award to \$80,000, this item increases the grant appropriation by \$40,000. The term of this grant runs from October 1, 2023 to September 30, 2024. There are no matching requirements or capital improvement projects associated with this item.	\$40,000

Item #	Title	Description	Amount/FTE
3.42	FY23 High Intensity Drug Trafficking Area (NW HIDTA) Grant Increase (Seattle Police Department)	This item increases appropriation authority by \$20,000 in the Seattle Police Department in the Criminal Investigations BSL (BO-SP-P7000) to amend a previous appropriation for the FY23 High Intensity Drug Trafficking Area Grant from the Office of National Drug Control Policy. This grant provides funding to 1) Disrupt the market for illegal drugs by dismantling and disrupting drug trafficking and/or money laundering organizations; and 2) Improve the efficiency and effectiveness of HIDTA initiatives in the Seattle Region. Grant funds were originally accepted and appropriated in the 2024 Annual Grant Acceptance Ordinance (Ordinance 126934, item #1.60) in the amount of \$30,600. As the department received additional funds from the grantor, this item increases the grant appropriation by \$20,000. The term of this grant runs from January 1, 2023 to December 31, 2024. There are no matching requirements or capital improvement projects associated with this item.	\$20,000
3.43	Vehicle Accident Revenue (Seattle Police Department)	This item increases appropriation authority by \$26,458 in the Seattle Police Department in the Patrol Operations BSL (BO-SP-P1800) from reimbursements issued by insurance companies. In 2024, SPD received reimbursements for a vehicle accident claim resulting in total loss.	\$26,458

Item #	Title	Description	Amount/FTE
3.44	Increase Casey Family Grant Authority (Office of the Mayor)	This item increases grant-backed appropriation authority in the Office of the Mayor, in the General Fund Office of the Mayor Budget Control Level (00100-BO-MA-X1A00). This item is necessary to appropriate an supplemental award of funding associated with the Casey Family Foundation grant accepted as part of the 2024 Grants Acceptance Ordinance (Ord. 126934). This grant supports 3.0 temporary FTE for research, planning, and implementation of programming related to public safety. This grant does not require a local match and will not result in ongoing costs after the period of performance.	\$55,000
Section 4 – Appropriation Transfers – Operating Budgets			
4.1	Transfer Crisis Response Team Budget (Human Services Department)	This item transfers \$411,000 from the General Fund Supporting Safe Communities Budget Control Level (00100-PO-HS-H4000) to the Seattle Police Department. This budget for the Crisis Response Team program is moved to SPD for their implementation. This change is continued in the 2025 proposed budget.	\$0
4.2	Rosie's Village Relocation Transfer (Finance General)	This item transfers \$816,000 from Finance General, General Fund General Purpose Budget Control Level (00100-BO-FG-2QD00) to the Human Services Department, General Fund Addressing Homelessness Budget Control Level (00100-BO-HS-H3000). This budget was placed in Finance General in the 2024 adopted budget as a reserve to provide funding to relocate the Rosie's Village site. LIHI has secured a new site for this village and budget is required in 2024 to support the move.	\$0

Item #	Title	Description	Amount/FTE
4.3	Budget Transfer Correction (Department of Finance and Administrative Services)	This item transfers appropriation authority in the amount of \$41,253 from Finance and Administrative Services, in the Finance and Administrative Services Fund Citywide Admin Services Budget Control Level (50300-BO-FA-0002) to Finance and Administrative Services Fund Citywide Operational Services Budget Control Level (50300-BO-FA-0001). This item is necessary to correctly align adjustments to retirement appropriation by BSL.	\$0
4.4	Trial Court Improvement Account (TCIA) Transfer - Removal of Covid-era Barriers and Shields (Finance General)	This item transfers appropriation authority in the amount of \$40,000 from Finance General, General Fund General Purpose Budget Control Level (00100-BO-FG-2QD00) to the Seattle Municipal Court, General Fund Administration Budget Control Level (00100-BO-MC-3000). This item funds the project to remove Covid-era barriers and shields throughout the courtrooms. The TCIA revenues received from the Washington State Administrative Office of the Courts are in response to the City meeting guidelines on judicial salaries.	\$0
4.5	Trial Court Improvement Account (TCIA)Transfer - Multi- Factor Authentication Implementation (Finance General)	This item transfers appropriation authority in the amount of \$61,679 from Finance General, General Fund General Purpose Budget Control Level (00100-BO-FG-2QD00) to the Seattle Municipal Court (SMC), General Fund Administration Budget Control Level (00100-BO-MC-3000). SMC will use this funding for added security to protect Criminal Justice Information Services (CJIS) information. The TCIA revenues received from the Washington State Administrative Office of the Courts are in response to the City meeting guidelines on judicial salaries.	\$0

Item #	Title	Description	Amount/FTE
4.6	2023-2024 Retroactive Payments Budget Correction (Seattle Parks and Recreation)	This item transfers appropriation authority in the amount of \$1,850,000 from the Seattle Parks and Recreation Seattle Park District Leadership and Administration Budget Control Level (19710-BO-PR-20000) to the Park and Recreation Fund Leadership and Administration Budget Control Level (10200-BO-PR-20000) (\$1,150,000) and to the Park and Recreation Fund Golf Programs Budget Control Level (10200-BO-PR-60000) (\$700,000). This item fixes incorrect fund distribution between these two funds in the Mid-Year Supplemental Labor Ordinance 127067 passed by City Council which was necessary to pay retroactive automatic wage increases and market adjustments associated with Collective Bargaining Agreements.	\$0
4.7	Correction of Retirement Adjustment (Department of Finance and Administrative Services)	This item transfers appropriation authority in the amount of \$302,392 from Finance and Administrative Services, in the Finance and Administrative Services Fund Departmental Indirect Costs Budget Control Level (50300-BO-FA-BUDCENTR) to the Finance and Administration Services Fund Citywide Support Services Budget Control Level (50300-BO-FA-0002). This item is necessary to align budget with FAS' new project structure.	\$0

Item #	Title	Description	Amount/FTE
4.8	Technical Budget Transfer to Correct for Project Structure Change (Department of Finance and Administrative Services)	This item transfers appropriation authority in the amount of \$4,183,000 from Finance and Administrative Services, in the Finance and Administrative Services Fund Leadership & Administration Budget Control Level (50300-BO-FA-0006) to the Finance and Administration Services Citywide Operational Services Budget Control Level (50300-BO-FA-0001). This item is necessary to correctly align the Facilities maintenance budget in FAS' new project structure. During the transition to the new project structure a portion of budget for Facilities maintenance was coded to the incorrect project, which sits in a separate BSL from where the actual expenditures are recorded. This correction will also be applied to the 2025-26 proposed budget.	\$0
4.9	Paid Parental Leave and Paid Family Care Leave Backfill (Finance General)	This item transfers appropriation authority in the amount of \$128,792 from Finance General, General Fund General Purpose Budget Control Level (00100-BO-FG-2QD00) to Seattle Center, in the General Fund Campus Budget Control Level (00100-BO-SC-60000). This request is necessary to pay for employee backfill due to Paid Parental Leave and Paid Family Care Leave.	\$0

Item #	Title	Description	Amount/FTE
4.10	Transfer CLFR to FG (Department of Finance and Administrative Services)	This item transfers appropriation authority in the amount of \$644,785 from the Department of Finance and Administrative Services (FAS), \$393,017 in the CLFR Fund Office of Finance Budget Control Level (14000-BO-FA-0003) and \$251,768 from the CLFR Fund Public Services Budget Control Level (14000-BO-FA-0005) to the Finance General CLFR Fund Appropriation to Special Fund Budget Control Level (14000-BO-FG-2QA00). This is the remaining balance of funding for CLFR projects in this department as of July 31, 2024. This funding will be used for General Fund revenue replacement via a Finance General cash transfer to the General Fund. Project continuation post July 31 in this department will be funded by one-time Finance and Administrative Services Fund appropriations. Please see item 2.5.	\$0
4.11	Paid Parental Leave and Paid Family Care Leave Backfill (Finance General)	This item transfers appropriation authority in the amount of \$28,264 from Finance General, General Fund General Purpose Budget Control Level (00100-BO-FG-2QD00) to the Office of the Employee Ombud Budget Control Level (00100-BO-EM-V10MB). This request supports backfill labor costs associated with Paid Parental Leave use in 2024.	\$0

Item #	Title	Description	Amount/FTE
4.12	Transfer CLFR to FG (Finance General)	This item transfers appropriation authority in the amount of \$661,868 from the Seattle Information Technology Department CLFR Fund Applications BSL (14000-BO-IT-D0600) to the Finance General CLFR Fund Appropriation to Special Funds Budget Control Level (14000-BO-FG-2QA00). This is the remaining balance of funding for CLFR projects in this department as of July 31, 2024. This funding will be used for General Fund revenue replacement via a Finance General cash transfer to the General Fund. Project continuation post July 31 in this department will be funded by one-time Information Technology Fund appropriations. Please see item 2.28.	\$0
4.13	Transfer CLFR to FG (Finance General)	This item transfers appropriation authority in the amount of \$38,337 from the Office of Housing CLFR Fund Multifamily Housing Budget Control Level (14000-BO-HU-3000) to the Finance General CLFR Fund Appropriation to Special Funds Budget Control Level (14000-BO-FG-2QA00). This is the remaining balance of funding for CLFR projects in this department as of July 31, 2024. This project for capacity building has been closed out and this funding will instead be used for General Fund revenue replacement via a Finance General cash transfer to the General Fund.	\$0

Item #	Title	Description	Amount/FTE
4.14	Transfer CLFR to FG (Finance General)	This item transfers appropriation authority in the amount of \$572,451 from the Office of Economic Development, in the CLFR Fund Business Services Budget Control Level (14000-BO-ED-X1D00) to CLFR Fund Appropriation to Special Funds Budget Control Level (14000-BO-FG-2QA00). This is the remaining balance of funding for CLFR projects in this department as of July 31, 2024. This funding will be used for General Fund revenue replacement via a Finance General cash transfer to the General Fund. Project continuation post July 31 in this department will be funded by additional General Fund appropriation. Please see item 2.31.	\$0
4.15	Transfer CLFR to FG (Finance General)	This item transfers appropriation authority in the amount of \$6,436 from the Office of Arts and Culture CLFR Fund Public Art Budget Control Level (14000-BO-AR-2VMA0) to the Finance General CLFR Fund Appropriation to Special Funds Budget Control Level (14000-BO-FG-2QA00). This is the remaining balance of funding for CLFR projects in this department as of July 31, 2024. This project, Created Commons, has been closed out and this funding will instead be used for General Fund revenue replacement via a Finance General cash transfer to the General Fund.	\$0

Item #	Title	Description	Amount/FTE
4.16	Transfer CLFR to FG (Finance General)	This item transfers appropriation authority in the amount of \$166,509 from the Office of Arts and Culture CLFR Fund Arts and Cultural Programs Budget Control Level (14000-BO-AR-VA160) to the Finance General CLFR Fund Appropriation to Special Fund Budget Control Level (14000-BO-FG-2QA00). This is the remaining balance of funding for CLFR projects in this department as of July 31, 2024. These projects, Cultural Org Rehiring projects and Hope Corps projects, have been closed out and this funding will instead be used for General Fund revenue replacement via a Finance General cash transfer to the General Fund.	\$0
4.17	Transfer CLFR to FG (Finance General)	This item transfers appropriation authority in the amount of \$254,458 from the Office of Sustainability and Environment CLFR Fund Office of Sustainability and Environment Budget Control Level (14000-BO-SE-X1000) to the Finance General CLFR Fund Appropriation to Special Funds Budget Control Level (14000-BO-FG-2QA00). This is the remaining balance of funding for CLFR projects in this department as of July 31, 2024. This funding will be used for General Fund revenue replacement via a Finance General cash transfer to the General Fund. Project continuation post July 31 in this department will be funded by one-time General Fund appropriation. Please see item 2.20.	\$0

Item #	Title	Description	Amount/FTE
4.18	Transfer CLFR to FG (Finance General)	This item transfers appropriation authority in the amount of \$767,938 from the City Budget Office (CBO) in the CLFR Fund City Budget Office Budget Control Level (14000-BO-CB-CZ000) to the Finance General CLFR Fund Appropriation to Special Funds Budget Control Level (14000-BO-FG-2QA00). This is the remaining balance of funding for CLFR projects in this department as of July 31, 2024. This funding will be used for General Fund revenue replacement via a Finance General cash transfer to the General Fund. Project continuation post July 31 in this department will be funded by one-time General Fund appropriations. Please see item 2.36.	\$0
4.19	Transfer CLFR to FG (Finance General)	This item transfers appropriation authority in the amount of \$13,937,872 from the Human Services Department, \$4,691,844 from the CLFR Fund Supporting Affordability and Livability Budget Control Level (14000-BO-HS-H1000) and \$9,246,028 from the CLFR Fund Addressing Homelessness Budget Control Level (14000-BO-HS-H3000) to Finance General, CLFR Fund Appropriation to Special Funds Budget Control Level (14000-BO-FG-2QA00). This is the remaining balance of funding for CLFR projects in this department as of July 31, 2024. This funding will be used for General Fund revenue replacement via a Finance General cash transfer to the General Fund. Project continuation post July 31 in this department will be funded by additional General Fund and Human Service Fund appropriations. Please see items 2.12 and 2.13.	\$0

Item #	Title	Description	Amount/FTE
Section 5– Appropriation Decrease – Capital Budgets			
5.1	Bond Appropriation Alignment (Department of Finance and Administrative Services)	<p>This item amends the Fire Station 31 Replacement (MC-FA-FS31) and Human Capital Management System (MC-FA-HCMSYS) CIP Projects in the Finance and Administrative Services Department. This item decreases appropriation authority by \$6,500,205 within the Department of Finance and Administration Services, from 2024 in the Public Safety Facilities Fire Budget Summary Level (37200-BC-FA-PSFACFIRE) to 2025 in the Public Safety Facilities Fire Budget Summary Level (37300-BC-FA-PSFACFIRE). This item also decreases appropriation authority by \$4,019,000 within the Department of Finance and Administration Services, from 2024 in the Information Technology Budget Summary Level (37200-BC-FA-A1IT) to 2025 in the Information Technology Budget Summary Level (37300-BC-FA-A1IT). These adjustments are necessary to align the budget with the spend plans and the actual issuance of the bonds. The 2025 Proposed Budget and 2025-2030 Proposed CIP will appropriate the unissued bonds in future years.</p>	(\$10,519,205)

Item #	Title	Description	Amount/FTE
5.2	Adjust Debt Service Budget to Align With Bond Issuance (Department of Finance and Administrative Services)	<p>This item amends the Fire Station Improvement Debt Service (MC-FA-FSDEBTSV) Project in the Finance and Administrative Services Department. This item decreases appropriation authority by \$1,765,752 within the Department of Finance and Administration Services in the Neighborhood Fire Stations Budget Summary Level (30010-BC-FA-NBHFIRES).</p> <p>This adjustment is necessary to align the budget with the spend plans and the actual issuance of the bonds. The 2025 Proposed Budget and 2025-2030 Proposed CIP will adjust the debt service in future years.</p>	(\$1,765,752)
5.3	REET Abandonment and Realignment (Department of Finance and Administrative Services)	This item decreases appropriation by \$4,357,646 in the Department of Finance and Administration (FAS) General Government Facilities - General Budget Control Level (30010-BC-FA-GOVTFAC). This budget will be re-appropriated for other FAS capital projects.	(\$4,357,646)
5.4	2024 Year-end Capital Budget Abandonments (Seattle Department of Transportation)	This item decreases appropriation authority by a total of \$5,369,884 in the Seattle Department of Transportation across multiple Budget Control Levels comprising reductions of \$2,442,500 in the Move Seattle Levy Fund Major Maintenance/Replacement Budget Control Level (10398-BC-TR-19001), \$2,057,500 in the Move Seattle Levy Fund Mobility-Capital Budget Control Level (10398-BC-TR-19003), and \$869,884 in the Transportation Fund Mobility-Capital Budget Control Level (13000-BC-TR-19003). This item releases unneeded budget authority including for grants and reimbursable revenue streams.	(\$5,369,884)

Item #	Title	Description	Amount/FTE
5.5	Abandon CLFR Fund Appropriations (Seattle Department of Transportation)	This item decreases appropriation authority by \$264,529 in the Seattle Department of Transportation (SDOT), in the CLFR Fund Mobility Capital Budget Control Level (14000-BC-TR-19003). This item is required to close-out the City's CLFR Fund and will be reappropriated in Finance General to support General Fund revenue replacement in 2024 (See item 2.9). SDOT will receive a one-time General Fund appropriation to continue implementation of the Greenways project after July 31, 2024, previously funded with CLFR appropriations. See item 6.3.	(\$264,529)
5.6	Public Safety Tech Equipment Abandonment (Seattle Information Technology Department)	This item decreases appropriation authority by \$19,589 in the Seattle IT Capital Improvement Projects BCL (50410-BC-IT-C0700). The SPD MDT and In-Car Video projects are complete, and this appropriation is no longer needed.	(\$19,589)
5.7	Data & Telephones Abandonment (Seattle Information Technology Department)	This item decreases appropriation authority by \$3,460,000 in the Seattle IT Capital Improvement Projects BCL (50410-BC-IT-C0700). The 2024 bond issuance for the Telecom Redesign capital project has been reduced for this year and shifted to 2025, and this abandonment aligns the legal budget in the project with the new bond issuance amount.	(\$3,460,000)
5.8	Permit System Integration Abandonment (Seattle Information Technology Department)	This item decreases appropriation authority by \$1,027,866 in the Seattle IT Capital Improvement Projects BCL (50410-BC-IT-C0700). The FAS - Permit System Integration (FAS PSI) project is complete and this is the remaining appropriation. Revenues will be rebated to the General Fund.	(\$1,027,866)

Item #	Title	Description	Amount/FTE
5.9	Stan Sayres RCO Grant Abandonment (Seattle Parks and Recreation)	This item abandons appropriation authority by \$70,704 in the Seattle Parks and Recreation Department in the Park and Recreation Fund Fix It First Budget Control Level (10200-BC-PR-40000) for the Major Maintenance and Asset Management Master project (MC-PR-41001), which was for the Stan Sayres Boat Ramp Renovation project. This abandonment of Washington State Recreation and Conservation Office (RCO) funding is necessary due to the expiration of a portion of the original grant and approved extensions. The abandonment will not materially impact the project budget. In 2023 in Ordinance 126931, City Council accepted a replacement RCO grant for the Stan Sayres project for \$820,000.	(\$70,704)
Section 6 – Appropriation Increase – Capital Budgets			
6.1	Municipal Energy Efficiency Program (MEEP) Rebate Revenue (Department of Finance and Administrative Services)	This item adds revenue backed appropriation authority in the amount of \$285,000 in General Fund in the Finance & Administrative Services in the Energy Efficiency for Municipal Buildings FAS Oversight-External projects Budget Control Level (00100-BC-FA-EXTPROJ) to support energy efficiency projects in municipal buildings, including match for external grants.	\$285,000

Item #	Title	Description	Amount/FTE
6.2	Transfers to Urban Design CIP for Wayfinding (Seattle Department of Transportation)	This item transfers appropriation authority in the amount of \$120,000 in the Seattle Department of Transportation, from the Transportation Fund ROW Management Budget Control Level (13000-BO-TR-17004) to the Transportation Fund Mobility-Capital Budget Control Level (13000-BC-TR-19003), \$300,000 from the Transportation Fund Mobility Operations Budget Control Level (13000-BO-TR-17003) to the Transportation Fund Mobility-Capital Budget Control Level (13000-BC-TR-19003), and \$180,000 from the Transportation Benefit District Fund Mobility Operations Budget Control Level (19900-BO-TR-17003) to the Transportation Benefit District Fund Mobility-Capital Budget Control Level (19900-BC-TR-19003). In total, \$600,000 will be transferred to the Urban Design Capital Projects CIP (MC-TR-C120). This budget transfer is needed to fund the Wayfinding Expansion project which supports the City's Downtown Activation Plan. The project has reached 100% design and the project will be advertised in Q3 2024.	\$600,000
6.3	Appropriation Increase for Formerly CLFR-backed Projects – Greenways(Seattle Department of Transportation)	This item increases appropriation authority by \$264,529 in the Seattle Department of Transportation, in the General Fund Mobility-Capital Budget Control Level (00100-BC-TR-19003). This item provides a one-time General Fund appropriation to finish the planned work previously supported by the CLFR Fund. See item 5.5.	\$264,529

Item #	Title	Description	Amount/FTE
6.4	Add Neighborhood Parks & Playgrounds 2008 Parks Levy Appropriation (Seattle Parks and Recreation)	This item increases appropriation authority by \$475,000 in the Seattle Parks and Recreation Department in the 2008 Levy Fund 2008 Parks Levy Budget Control Level (33860-BC-PR-10000). This funding will go into the Neighborhood Parks & Playgrounds 2008 Parks Levy project (MC-PR-16001) and will be used to support the remaining projects within the 2008 Levy. This appropriation is supported by 2008 Parks Levy Fund balance.	\$475,000
6.5	Add Play Area Renovations King County Appropriation (Seattle Parks and Recreation)	This item increases appropriation authority by \$625,000 in the Seattle Parks and Recreation Department in the King County Parks Levy Fund Fix It First Budget Control Level (36000-BC-PR-40000). This funding will go into the Major Maintenance and Asset Management Master Project (MC-PR-41001) and will be used to support play area projects. This appropriation is supported by King County Parks Levy Fund balance.	\$625,000
6.6	2024 Year End Capital True Up (Seattle Parks and Recreation)	This item increases appropriation authority by \$639,795 in Seattle Parks and Recreation Department in the Seattle Park District Fix It First Budget Control Level (19710-PR-40000). This funding will go into the Major Maintenance and Asset Management Master Project (MC-PR-41001) and will be used to support major maintenance projects. This appropriation is supported by Seattle Park District fund balance.	\$639,795

Item #	Title	Description	Amount/FTE
6.7	Sound Transit 3 (Seattle City Light)	This item adds \$500,000 in appropriation authority to the Seattle City Light (41000-Light Fund) Customer Focused CIP BSL (BC-CL-Z). This is a 100% revenue-back appropriation increase as costs are 100% reimbursable from Sound Transit. The funding is needed due to an increase in the project scope. These include costs related to the increased complexity of transmission relocations for West Seattle Link, and design issues with possible transmission impacts caused by the construction of elevated Bus Rapid Transit facilities in the area of City Light's transmission crossing along the proposed route.	\$500,000
Section 7 – Appropriation Increase – Capital Budgets – Revenue Backed			
7.1	Increase Appropriation for Reimbursable Authority in FAS Project Delivery Services Projects (Department of Finance and Administrative Services)	This item increases reimbursable appropriation authority of \$16,085,120 within the Department of Finance and Administration Services, FAS Project Delivery Services Budget Control Level (50300-BC-FA-FASPDs). This item will provide reimbursable authority appropriation that aligns with the current spend plans in MC-FA-FASPDs Facility Operations Initiated Tenant Improvements (FOISR) and MC-FA-CTYPDS Request for Client Facilities Services (RPS). This item is revenue-backed with customer departments paying the costs	\$16,085,120
7.2	Electric Vehicle Charging Program - Revised Award (Seattle Center)	This item increases grant-backed appropriation authority by \$115,500 in the Seattle Center Fund, Building & Campus Improvements Budget Control Level (11410-BC-SC-S03P01). The original grant acceptance and appropriation was approved in Ordinance 127069. The grant is from the State of Washington Department of Commerce and provides funding to install Electric Vehicle Charging Stations in three locations within Seattle Center.	\$115,500

Item #	Title	Description	Amount/FTE
7.3	Memorial Stadium Capital Project Appropriation Increase Due to Reimbursements (Seattle Center)	This item increases revenue-backed appropriation authority by \$74,580 in Seattle Center in the Seattle Center Building & Campus Improvements Budget Control Level (11410-BC-SC-S03P01). This request is necessary to increase the available spending due to reimbursement by Seattle Public Schools for 50% of certain expenses.	\$74,580
7.4	Increase Route 40 SPU Reimbursable Appropriation (Seattle Department of Transportation)	This item increases appropriation authority by \$540,897 in Seattle Department of Transportation, in the Transportation Fund Mobility-Capital Budget Control Level (13000-BC-TR-19003). This request is necessary for SDOT to be reimbursed for capital work being performed as part of the Route 40 Transit-Plus Multimodal Corridor capital project on behalf of Seattle Public Utilities. This work will be underway before the end of 2024.	\$540,897
7.5	Increase SPU Reimbursable Appropriation for Rainier Transit Lanes (Seattle Department of Transportation)	This item increases appropriation authority by \$13,415 in Seattle Department of Transportation, in the Transportation Fund Mobility-Capital Budget Control Level (13000-BC-TR-19003). This request is necessary for SDOT to bill relevant costs to Seattle Public Utilities for upcoming work on the Rainier Transit Lanes capital project.	\$13,415
7.6	SCL Funding for Rainier Transit Lanes (Seattle Department of Transportation)	This item increases appropriation authority by \$635,220 in the Seattle Department of Transportation, in the Transportation Fund Mobility-Capital Budget Control Level (13000-BC-TR-19003). This request is necessary for SDOT to be reimbursed for utility work on behalf of Seattle City Light as part of the Rainier Ave Transit lanes capital project.	\$635,220

Item #	Title	Description	Amount/FTE
7.7	Beacon Avenue S Safety Additional Grant Funding (Seattle Department of Transportation)	This item increases appropriation authority by \$2,889,000 in the Seattle Department of Transportation, in the Transportation Fund Mobility-Capital Budget Control Level (13000-BC-TR-19003), and is backed by funding that was awarded by the Puget Sound Regional Council (PSRC) from the Federal Highways Administration (FHWA) Surface Transportation Block Grant (STBG) program. This \$2,889,000 comprises new, additional funding awarded by PSRC in June 2024 for an existing grant that was previously accepted and appropriated in 2023. This grant provides additional funding for the Beacon Ave S and 15th Ave S Safety Project to construct a protected bike lane along Beacon Ave S, 15th Ave S, and on Golf Dr. The local match requirement is 13.5% and has been budgeted.	\$2,889,000
7.8	Madison Bus Corridor Rapid Transit Additional Grant Funding (Seattle Department of Transportation)	This item increases appropriation authority by \$336,911 in the Seattle Department of Transportation, in the Transportation Fund Mobility-Capital Budget Control Level (13000-BC-TR-19003), and is backed by funding that was awarded by the Puget Sound Regional Council (PSRC) from the Federal Transit Administration (FTA) 5307 Equity Formula Funds program. This \$336,911 comprises additional funding awarded by PSRC in July 2024 and will be added to an existing grant agreement for a grant that was previously accepted and appropriated in 2019. This grant provides additional funding for the Madison Bus Rapid Transit Project to construct a high-capacity transit project from the Downtown and First Hill-Capitol Hill regional urban centers to Madison Valley. The local match requirement is 20% and has been budgeted.	\$336,911

Item #	Title	Description	Amount/FTE
7.9	Rainier Valley Safe: SMART Grant Subaward - Additional Grant Funding (Seattle Department of Transportation)	This item increases appropriation authority by \$516,986 in the Seattle Department of Transportation, in the Transportation Fund Mobility-Capital Budget Control Level (13000-BC-TR-19003), and is backed by grant funding was awarded to the Central Puget Sound Regional Transit Authority (Sound Transit) by the U.S. Department of Transportation through the Strengthening Mobility and Revolutionizing Transportation (SMART) grant program for the federal fiscal year 2023. Sound Transit is awarding the funds to the Seattle Department of Transportation through a subaward agreement to fund work on the Next Gen ITS project. This \$516,986 comprises additional funding awarded by Sound Transit to the existing subgrant that was previously accepted and appropriated in 2023. This grant provides additional funding for the SMART Rainier Valley Safe Project to enhance safety along the Martin Luther King Jr. shared corridor. There is no local match requirement.	\$516,986
7.10	SCL funding for Route 40 (Seattle Department of Transportation)	This item increases appropriation authority by \$1,306,328 in the Seattle Department of Transportation, in the Transportation Fund Mobility-Capital Budget Control Level (13000-BC-TR-19003). This request is necessary for Seattle Department of Transportation to be able to bill Seattle City Light for design and construction expenses related to utility work on the Route 40 Transit Plus Multimodal Corridor Project.	\$1,306,328

Item #	Title	Description	Amount/FTE
7.11	KCM Funding for Improvements near the Convention Center (Seattle Department of Transportation)	This item increases appropriation authority by \$40,000 in the Seattle Department of Transportation, in the Transportation Fund Mobility-Capital Budget Control Level (13000-BC-TR-19003). This request is necessary for Seattle Department of Transportation to be able to bill King County Metro for construction costs related to channelization and signal modifications at the Washington State Convention Center.	\$40,000
7.12	Payment-in-Lieu Tree Appropriation (Seattle Parks and Recreation)	This item increases revenue-backed appropriation authority by \$10,000 in the Seattle Parks and Recreation Department in the Park and Recreation Fund Fix It First Budget Control Level (10200-BC-PR-40000). This request is necessary to support the Urban Forestry Tree Replacement Master Project (MC-PR-41011) by adding the necessary appropriation in order to receive in-lieu fee payments from developers and private property owners in accordance with Seattle Municipal Code Section 25.11.110.	\$10,000

Item #	Title	Description	Amount/FTE
7.13	Transfer of Urban Forestry Federal Forest Service Grant Funds From OSE (Seattle Parks and Recreation)	<p>This item increases revenue-backed appropriation authority in the amount of \$4,413,424 to the Seattle Parks and Recreation Department in the Park and Recreation Fund Fix It First Control Level (10200-BC-PR-40000), which is a transfer from the General Fund Office of Sustainability and Environment (OSE) Budget Control Level (00100-BO-SE-X1000). (Please see item 1.15.) This grant has already been accepted by OSE. Of the total transferred, \$1,765,369 will be used to support grant-funded restoration work in the Green Seattle Partnership program and \$2,648,055 will be used to support additional grant funded work in the Youth Green Corps Program, both within the Urban Forestry Restoration Project (MC-PR-41022).</p> <p>These funds are from the US Forest Service Inflation Reduction Act grant to plan and implement community driven tree planting and stewardship. The grant was jointly applied for by SPR and OSE and was accepted and appropriated in 2023 in OSE's budget. This supplemental request transfers a portion of the budget appropriation to SPR to initiate the SPR-managed aspects of the grant. This is a reimbursable grant that does not require a match. The grant expiration date is 6-2-2029.</p>	\$4,413,424

Item #	Title	Description	Amount/FTE
7.14	Model Toxins Control Act Appropriation for Gas Works Park Cleanup (Seattle Parks and Recreation)	This item increases revenue-backed appropriation authority by \$150,000 in the Seattle Parks and Recreation Department in the Park and Recreation Fund Debt and Special Funding Budget Control Level (10200-BC-PR-30000) for the Gas Works Park Remediation master project (MC-PR-31007). This item recognizes additional anticipated revenues in 2024-2025 from the Washington State Department of Ecology's Model Toxins Control Act grant, and supports the overall multi-agency clean-up efforts at Gas Works Park. The grant is managed and has already been accepted by Seattle Public Utilities (SPU), while SPU and SPR share costs incurred for the remediation of Gas Works Parks by Puget Sound Energy.	\$150,000
7.15	Medium Overhead and Underground Services - Revenue Offset (Seattle City Light)	This item adds \$7.2M in budget the Seattle City Light (41000-Light Fund) Customer Focused CIP BSL (BC-CL-Z). This item is a revenue-backed appropriate increase for \$7.2M for anticipated customer reimbursements. This funding is needed to cover the costs of medium sized customer requested services which continue to increase as electrification efforts continue to rise.	\$7,200,000
7.16	City Light Funding of Dept of Commerce HEAR Grant (Seattle City Light)	This item adds appropriation authority in the amount of \$536,250 to the Seattle City Light Fund Conservation & Environmental Budget Control Level (41000-BC-CL-W) to support the HVAC+ program. This funding is being removed from Funding Source GCOMCH24 in the Office of Sustainability and Environment Budget Control Level (00100-BO-SE-X1000) and being transferred to the Seattle City Light Fund Conservation & Environmental Budget Control Level. These funds are from the Department of Commerce HEAR grant to expand the existing program.	\$536,250

Item #	Title	Description	Amount/FTE
Section 8 – Appropriation Transfers – Capital Budgets			
8.1	Transfer to the Georgetown to South Park Trail CIP (Seattle Department of Transportation)	This item transfers appropriation authority in the amount of \$3,296,366 in the Seattle Department of Transportation, in the Move Seattle Levy Fund Mobility-Capital Budget Control Level (10398-BC-TR-19003) and by \$703,634 in the Transportation Fund Mobility-Capital Budget Control Level (13000-BC-TR-19003). In total, this item transfers \$4,000,000 budget from the Bike Master Plan - Protected Bike Lanes Program (MC-TR-C062) to the Georgetown to South Park Trail Project (MC-TR-C096). The transfer is needed to cover construction phase costs for the Georgetown to South Park Trail project. Construction on the Georgetown to South Park Trail project is expected to start late September 2024.	\$0

Item #	Title	Description	Amount/FTE
8.2	Urban Forestry Capital Establishment Transfers (Seattle Department of Transportation)	<p>This item transfers appropriation authority in the Seattle Department of Transportation to collect appropriations from multiple projects to the Urban Forestry Capital Establishment Program. This is a standard budgetary adjustment for projects as they enter the closeout phase so that the Department can close our projects in a reasonable timeframe while still ensuring sufficient budget to pay for tree establishment costs for five years.</p> <p>This item transfers \$376,674 in appropriation from the Move Seattle Levy Fund Mobility-Capital Budget Control Level (10398-BC-TR-19003) to the Move Seattle Levy Fund Major Maintenance/Replacement Budget Control Level (10398-BC-TR-19001), and also transfers \$3,753 in appropriation from the Transportation Benefit District Fund Mobility-Capital Budget Control Level (10398-BC-TR-19003) to the Transportation Benefit District Fund Major Maintenance/Replacement Budget Control Level (19900-BC-TR-19001).</p>	\$0

Item #	Title	Description	Amount/FTE
8.3	Transfer Funds to Madison BRT (Seattle Department of Transportation)	<p>This item transfers appropriation authority in the Seattle Department of Transportation from multiple projects to the Madison Bus Rapid Transit (Madison BRT) to pay for unanticipated costs that arose from delays due to supply chain issues and due to unforeseeable subterranean conditions, that required mitigation.</p> <p>This item transfers \$3,700,000 from the Move Seattle Levy Fund Major Maintenance/Replacement Budget Control Level (10398-BC-TR-19001) to the Move Seattle Levy Fund Mobility-Capital Budget Control Level (10398-BC-TR-19003), and transfers \$457,952 from the Transportation Benefit District Fund Major Maintenance/Replacement Budget Control Level (19900-BC-TR-19001) to the Transportation Benefit District Fund Mobility-Capital Budget Control Level (10398-BC-TR-19003), transfers \$1,799,537 within the Move Seattle Levy Fund Mobility-Capital Budget Control Level (10398-BC-TR-19003), and transfers \$3,180,600 within the Transportation Benefit District Fund Mobility-Capital Budget Control Level (10398-BC-TR-19003).</p>	\$0
8.4	Transfer to Wayfinding Expansion Project (Urban Design MC-TR-C120) (Seattle Department of Transportation)	<p>This item transfers appropriation authority in the amount of \$72,000 from the Department of Transportation, within the Transportation Fund Mobility-Capital Budget Control Level (13000-BC-TR-19003). This budget transfer is needed to fund the Wayfinding Expansion project which supports the City's Downtown Activation Plan. The project has reached 100% design and the project will be advertised in Q3 2024. Please see item 1.17 for the corresponding operating budget portion of this transfer.</p>	\$0

Item #	Title	Description	Amount/FTE
8.5	Internal Budget Transfer for Facility Construction (Seattle Public Utilities)	This item transfers appropriation authority in the amount of \$2,000,000 from Seattle Public Utilities, within the Water Fund Shared Costs Projects Budget Control Level (43000-BC-SU-C410B). Appropriation is being transferred from MC-SU-C4123 - Other Major Tran Projects to MC-SU-C4106 - Operational Facility - Construction. This item moves projected underspend from the Shoreline Hidden Lake Water Management Project to an Operational Facility Construction project in order to avoid a potential 4C budget exception.	\$0
8.6	Cedar Falls Power Service upgrade appropriation transfer request (Seattle Public Utilities)	This item transfers appropriation authority in the amount of \$5,000,000 from Seattle Public Utilities, within the Water Fund Shared Costs Projects Budget Control Level (43000-BC-SU-C410B). Appropriation is being transferred from MC-SU-C4123 - Other Major Tran Projects to MC-SU-C4107 - Regional Facility - Other. The increase of \$5,000,000 is necessary as the Utility is expecting the Cedar Falls Power Service upgrade project to complete by Q424. The project was originally expected to complete in 2023, however, project delays and the revised MOA with Seattle City Light have delayed completion of the project & added unplanned costs. The underspend sourcing the transfer request is a coming from over planning in the Shoreline Hidden Lake WM project.	\$0

Item #	Title	Description	Amount/FTE
8.7	Intrafund Water Fund Transfer for Hydrant Relocation and Replacement Program (Seattle Public Utilities)	This item transfers appropriation authority in the amount of \$1,500,000 from Seattle Public Utilities Water Fund Shared Cost Projects Budget Control Level (43000-BC-SU-C410B) to the Water Fund Distribution Budget Control Level (43000-BC-SU-C110B). Appropriation is being transferred from MC-SU-C4119 - Bridging the Gap Program to MC-SU-C1110 - Water Infrastructure-Hydrant Replace/Relocate. Funding is needed in the Hydrant Replacement/Relocation program due to higher than expected demand for these services. Excess appropriation authority is available in the Bridging the Gap Program partly driven by delays in related Seattle Department of Transportation projects.	\$0
8.8	Intrafund Water Fund Transfer for Water Supply Flexibility Program (Seattle Public Utilities)	This item transfers appropriation authority in the amount of \$3,500,000 from Seattle Public Utilities Water Fund Shared Cost Projects Budget Control Level (43000-BC-SU-C410B) to the Water Fund Water Resources Budget Control Level (43000-BC-SU-C150B). Appropriation is being transferred from MC-SU-C4123 - Other Major Tran Projects to MC-SU-C1507 - Water Supply Flexibility Program. Funding is needed in Water Supply Flexibility Program due to delayed spending from prior years taking place in 2024. Excess appropriation authority is available in the Other Major Tran Projects primarily due to a scope change in the Shoreline Hidden Lake WM project.	\$0

Item #	Title	Description	Amount/FTE
8.9	Water Fund Heavy Equipment purchase appropriation transfer request (Seattle Public Utilities)	This item transfers appropriation authority in the amount of \$4,000,000 from Seattle Public Utilities, within the Water Fund Shared Costs Projects Budget Control Level (43000-BC-SU-C410B). Appropriation is being transferred from MC-SU-C4123 - Other Major Tran Projects to MC-SU-C4116 -Heavy Equipment Purchases. The increase of \$4,000,000 is necessary and is due to the timing of Water equipment order backlogs that our vendors are finally able to deliver on. The underspend sourcing the transfer request is a coming from over planning in the Shoreline Hidden Lake WM project.	\$0
8.10	DWW Funded Operational Facilities Transfer (Seattle Public Utilities)	This item transfers appropriation authority in the amount of \$4,000,000 from Seattle Public Utilities from the Drainage and Wastewater Fund Combined Sewer Overflows Budget Control Level (44010-BC-SU-C360B) to the Shared Costs Projects Budget Control Level (44010-BC-SU-C410B). The will move funding from the Ship Canal Water Quality Project to Operational Facilities to enable the potential land purchases associated with the North Operations Center modernization project. The funding source for this transfer request is coming from material underspend in the Ship Canal Water Quality project.	\$0

Item #	Title	Description	Amount/FTE
8.11	Drainage & Wastewater Fund Heavy Equipment purchase appropriation transfer request (Seattle Public Utilities)	This item transfers appropriation authority in the amount of \$1,500,000 from Seattle Public Utilities, from the Drainage and Wastewater Fund Combined Sewer Overflows Budget Control Level (44010-BC-SU-C360B) to the Drainage and Wastewater Fund Shared Costs Projects Budget Control Level (44010-BC-SU-C410B). The increase of \$1,500,000 is necessary and is due to the timing of Drainage and Wastewater equipment order backlogs that our vendors are finally able to deliver on. The funding source for this transfer request is coming from material underspend in the Ship Canal Water Quality project.	\$0
8.12	Intrafund Drainage and Wastewater Fund Transfer for CSO Facility Retrofit Program (Seattle Public Utilities)	This item transfers appropriation authority in the amount of \$200,000 from Seattle Public Utilities, within the Drainage and Wastewater Fund Combined Sewer Overflow Budget Control Level (44010-BC-SU-C360B). Appropriation is being transferred from MC-SU-C3614 - Ship Canal Water Quality Proj. to MC-SU-C3611 – CSO Facility Retrofit. The increase of \$200,000 is necessary and is due to higher-than-expected demand for these services.	\$0
8.13	Intrafund Drainage and Wastewater Fund Transfer for Pipe Renewal Program (Seattle Public Utilities)	This item transfers appropriation authority in the amount of \$2,000,000 from Seattle Public Utilities, from the Drainage and Wastewater Fund Combined Sewer Overflows Budget Control Level (44010-BC-SU-C360B) to the Drainage and Wastewater Fund Rehabilitation Budget Control Level (44010-BC-SU-C370B). Appropriation is being transferred the Ship Canal Water Quality Project to the Pipe Renewal Program. The increase of \$2,000,000 is necessary and is due to increased demand for pipe renewals & replacements.	\$0

Item #	Title	Description	Amount/FTE
8.14	Intrafund Drainage and Wastewater Fund Transfer for Piper's Creek Property Acquisition (Seattle Public Utilities)	This item transfers appropriation authority in the amount of \$6,700,000 from Seattle Public Utilities, within the Drainage and Wastewater Fund Protection of Beneficial Uses Budget Control Level (44010-BC-SU-C333B). Appropriation is being transferred from MC-SU-C3316 GSI for Protection of Beneficial Uses to MC-SU-C3314 Creek Culvert Replacement Program. The increase of \$6,700,000 is necessary to acquire two properties in the Crown Hill & Greenwood neighborhoods that are bisected by an SPU owned culverted portion of Piper's Creek.	\$0
8.15	Electric Vehicle Charging Infrastructure - Facilities (Seattle City Light)	This item transfers \$2.5M in budget from the Seattle City Light (41000-Light Fund) Transmission & Distribution CIP BSL (BC-CL-Y) into the Seattle City Light (41000-Light Fund) Power Supply CIP BSL (BC-CL-X) to fund a project which will install Electric Vehicle Charging Infrastructure throughout the utility that will be used for City Light vehicles only. This is a new project that was not included in the adopted budget. This project was added to meet charging needs of the Fleets Replacement Program as battery electric vehicles are on order, slated to arrive 2024-2026. Funding from the Transmission Tower Refurbishment project is available because this work is no longer required by the FERC license	\$0

Item #	Title	Description	Amount/FTE
8.16	Seattle Municipal Tower Improvements - Facilities (Seattle City Light)	This item transfers \$1.5M in budget from the Seattle City Light (41000-Light Fund) Transmission & Distribution CIP BSL (BC-CL-Y) to the Seattle City Light (41000-Light Fund) Power Supply CIP BSL (BC-CL-X). This funding is needed for added scope for the third and final phase of SMT Tenant Improvements with SMT28. The original scope was only 6 floors, and this will add 7 floors. Funds are available in the Security Improvements project because security improvements at Broad Street Sub are temporarily deferred until next year.	\$0
8.17	Seismic Hazard Mitigation - Facilities (Seattle City Light)	This item transfers \$100,000 in budget from the Seattle City Light (41000-Light Fund) Power Supply CIP BSL (BC-CL-X) to the Seattle City Light (41000-Light Fund) Transmission & Distribution CIP BSL (BC-CL-Y). This funding is needed for new work related to a seismic hazard that was identified at the North substation which requires action to evaluate and mitigate the hazard. This transfer will cover project initiation and initial risk evaluation. Funding is available from the Substation Plant Improvements because work is deferred to prioritize the seismic hazard.	\$0

Item #	Title	Description	Amount/FTE
8.18	Environmental Learning Center - Skagit Relicensing (Seattle City Light)	This item transfers \$1.5M in budget from the Seattle City Light (41000-Light Fund) Transmission & Distribution CIP BSL (BC-CL-Y) to the Seattle City Light (41000-Light Fund) Conservation & Environmental CIP BSL (BC-CL-W). This funding is needed to complete emergency repairs at the Environmental Learning Center (ELC) facility including construction and HVAC emergency work. The ELC supports education and interpretation programs that are required as mitigation by the Skagit License and this work is required to continue safe operation of the facility. The funds are available from the Transmission Tower Refurbishment project because this work is no longer required by the FERC license.	\$0
8.19	Trash Enclosure at Miller Community Center (Seattle City Light)	This item transfers \$240,000 in budget from the Seattle City Light (41000-Light Fund) Transmission & Distribution CIP BSL (BC-CL-Y) to the Seattle City Light (41000-Light Fund) Power Supply CIP BSL (BC-CL-X). Funding is needed to complete a new trash enclosure at the Miller Community Center as part of the Solar Microgrid project at the site. Funding for this work was not included in the project budget. Funding is available from Utility Next as the project is in the early stage of project initiation and the costs are only hitting O&M at this time making CIP funds available.	\$0

Item #	Title	Description	Amount/FTE
8.20	Skagit Relicensing (Seattle City Light)	This item transfers \$11.5M in budget from the Seattle City Light (41000-Light Fund) Conservation & Environmental CIP BSL (BC-CL-W), \$1.5M from the Seattle City Light (41000-Light Fund) Customer Focused CIP BSL (BC-CL-Z), and \$2.5M from the Seattle City Light (41000-Light Fund) Transmission & Distribution CIP BSL (BC-CL-Y) to the Seattle City Light (41000-Light Fund) Power Supply CIP BSL (BC-CL-X). This funding is needed to support Skagit Relicensing activities. These include \$1.7M in ongoing legal engagements, \$5.3M for costs of consultant support with negotiations related to the settlement of the Skagit License terms, and \$7.5M in costs for early action implementation projects in support of the settlement. Funding is available from several areas of the CIP with a significant portion coming from savings in Energy Efficiency and Environmental Claims programs.	\$0

Item #	Title	Description	Amount/FTE
8.21	Technology Projects Realignment (Seattle City Light)	This item reallocates \$3.4M of budget within the Seattle City Light (41000-Light Fund) Transmission & Distribution CIP BSL (BC-CL-Y) transfers \$1.4M in budget from the Seattle City Light (41000-Light Fund) Customer Focused CIP BSL (BC-CL-Z) to the Seattle City Light (41000-Light Fund) Transmission & Distribution CIP BSL (BC-CL-Y), and transfers \$1.8M in budget from the Seattle City Light (41000-Light Fund) Conservation & Environmental CIP BSL (BC-CL-W) to the Seattle City Light (41000-Light Fund) Transmission & Distribution CIP BSL (BC-CL-Y). City Light's Utility Technology Roadmap is consolidating smaller projects (including WACS upgrade, NSC & SSC Firewall upgrade, OMS/NMS upgrade, ArcFM LRDS, Physical Access Control System, and the Finance module of UI Planner), under its two primary programs: New Technology and Enterprise Software Solution Replacement Strategy. This item simply moves funding for the smaller technology projects into the Enterprise Software Solution Replacement Strategy program.	\$0
8.22	Union Street Substation Network (Seattle City Light)	This item reallocates \$1.5M in budget within the Seattle City Light (41000-Light Fund) Transmission & Distribution CIP BSL (BC-CL-Y). Funding is needed to address network deficiencies in switching equipment in the Union Street network. Funds are available from the Denny Network project as the work at Union Street sub is a higher priority. Denny Sub Network is lower priority as customers in that area have delayed switching over to the new substation.	\$0

Item #	Title	Description	Amount/FTE
8.23	Broad Street Substation Network (Seattle City Light)	This item reallocates \$2M in budget within the Seattle City Light (41000-Light Fund) Transmission & Distribution CIP BSL (BC-CL-Y). Funding is needed to address network deficiencies in switching equipment in the Broad Street network. Funds are available from the Denny Network project as the work at Broad is a higher priority. Denny Sub Network is lower priority as customers in that area have delayed switching over to the new substation.	\$0
8.24	University Substation Network (Seattle City Light)	This item reallocates \$2M in budget within the Seattle City Light (41000-Light Fund) Transmission & Distribution CIP BSL (BC-CL-Y). Funding is needed to cover higher than anticipated costs in the University Substation Network. Due to rezoning regulations, there was increased growth in the area and higher than expected customer requests. Funding is available from the Denny Substation Network project because staff has been moved to work on higher priority work in the network.	\$0
8.25	Distribution Systems Replacements (Seattle City Light)	This item reallocates \$6.5M of budget within the Seattle City Light (41000-Light Fund) Transmission & Distribution CIP BCL (BC-CL-Y). In the last budget cycle, several Radial projects were consolidated under MC-CL-YR8333. City Light continues to close out the old projects and transitioning new work to this new master project and this funding is needed to cover the work that is expected to transition to this master project this year. Funding is available in the Overhead Equipment Replacements Program (Pole Replacements) because a portion of this work is driven by contractors and there is a delay in the work due to contract negotiations.	\$0

Item #	Title	Description	Amount/FTE
8.26	Medium Overhead and Underground Services (Seattle City Light)	This item transfers \$10.8M in budget from Seattle City Light (41000-Light Fund) Transmission & Distribution CIP BSL (BC-CL-Y) to the Seattle City Light (41000-Light Fund) Customer Focused CIP BSL (BC-CL-Z). This funding is needed to cover the costs of medium sized customer requested services which continue to increase as electrification efforts continue to rise. Funds are coming primarily from Overhead Equipment Replacements as work has slowed due to contracting issues. Other funding is coming from Dallas Ave 26kV Crossing as this project is delayed and will start in 2026.	\$0
8.27	Overhead & Underground Customer Capacity Additions (Seattle City Light)	This item reallocates \$5M in budget within the Seattle City Light (41000-Light Fund) Transmission & Distribution CIP BSL (BC-CL-Y). Funding is needed to cover the costs of increased overhead & underground customer capacity additions related to customers meeting building electrification standards. Funds are available from overhead and underground equipment replacements because work has slowed in both programs due to vacancies in engineering and construction contracting issues with Pole Replacements.	\$0
8.28	Small Overhead and Underground Services (Seattle City Light)	This item transfers \$1M in budget from the Seattle City Light (41000-Light Fund) Transmission & Distribution CIP BSL (BC-CL-Y) to the Seattle City Light (41000-Light Fund) Customer Focused CIP BSL (BC-CL-Z). This funding is needed to cover costs associated with increased customer requested small services. Funding is available from underground equipment replacements due slow spending related to staffing shortages needed to execute the work.	\$0

Item #	Title	Description	Amount/FTE
8.29	Network Services (Seattle City Light)	This items transfers \$1M in budget from the Seattle City Light (41000-Light Fund) Transmission & Distribution CIP BSL(BC-CL-Y) to the Seattle City Light (41000-Light Fund) Customer Focused CIP BSL (BC-CL-Z). Funding is needed in the new Network Services program as the customer driven service connections program is spending more than anticipated due to labor cost and material costs. Funding is available from underground equipment replacements due slow spending related to staffing shortages needed to execute the work.	\$0
8.30	Substation Equipment Replacements (Seattle City Light)	This item reallocates \$2M in budget within the Seattle City Light (41000-Light Fund) Transmission & Distribution CIP BSL (BC-CL-Y). Funding is needed for substation equipment replacements due to higher than expected equipment failures this year. Funding is available from underground equipment replacements due slow spending related to staffing shortages needed to execute the work.	\$0
8.31	Substation Transformer Replacement (Seattle City Light)	This item reallocates \$3M in budget within the Seattle City Light (41000-Light Fund) Transmission & Distribution CIP BSL (BC-CL-Y). This funding is needed to order a new transformer for Canal Substation this year due to a lead time of more than four years for delivery. Order needs to be placed this year to do planned replacement at Canal Substation. Funding is available from underground equipment replacements due slow spending related to staffing shortages needed to execute the work.	\$0

Item #	Title	Description	Amount/FTE
8.32	Underground System Capacity Additions (Seattle City Light)	This item reallocates \$3.5M in budget within the Seattle City Light (41000-Light Fund) Transmission & Distribution CIP BSL (BC-CL-Y). Funds are needed to add capacity to meet the increasing needs of customers as transportation and building electrification continues to grow. Funds are available from the Pole Attachments program due to delays in that work. Funding is also available from underground equipment replacements due slow spending related to staffing shortages needed to execute the work.	\$0
8.33	Underground Outage Replacement (Seattle City Light)	This item transfers \$5.5M in budget from the Seattle City Light (41000-Light Fund) Transmission & Distribution CIP BSL (BC-CL-Y) to the Seattle City Light (41000-Light Fund) Customer Focused CIP BSL (BC-CL-Z). This funding is needed to cover costs of underground outages as the aging underground system is requiring more repairs with higher costs due to inflation and labor rate increases. Funds are available from the Pole Attachments program due to delays in that work.	\$0
8.34	Network Additions & Services at Broad St. Substation (Seattle City Light)	This item transfers \$1.5M in budget from the Seattle City Light (41000-Light Fund) Transmission & Distribution CIP BSL (BC-CL-Y) to the Seattle City Light (41000-Light Fund) Customer Focused CIP BSL (BC-CL-Z). This funding is needed to cover the costs of higher than anticipated customer requested services. Funds are available from the Pole Attachments program due to delays in that work.	\$0

Item #	Title	Description	Amount/FTE
8.35	Emergency Work - Storm Response (Seattle City Light)	This item transfers \$5M in budget from the Seattle City Light (41000-Light Fund) Transmission & Distribution CIP BSL (BC-CL-Y) to the Seattle City Light (41000-Light Fund) Customer Focused CIP BSL (BC-CL-Z). This funding is needed to cover the costs in Minor & Major Emergency programs for emergency response to two major storms in 2024, one in early January and another in June as well as several minor storms at the end of January, February and April. These two storms alone exhausted the allocated budgets, and we anticipate additional storms in Q3 & Q4. Funds are available from the Pole Attachments program due to delays in that work. Funds are also available in Underground & Overhead Equipment Replacements due to slow spending related to staffing shortages needed to execute the work.	\$0
8.36	Network Systems (Seattle City Light)	This item reallocates \$500,000 in budget within the Seattle City Light (41000-Light Fund) Transmission & Distribution CIP BSL (BC-CL-Y). This finding is needed for the new Network Systems Program that was created in the last budget cycle to consolidate other network projects into one program. This will fund the work that is transitioning to this new program from other projects that are in the process of closing. Funds are available from the Pole Attachments program due to delays in that work.	\$0

Item #	Title	Description	Amount/FTE
8.37	Meter Additions (Seattle City Light)	This item reallocates \$3M in budget within the Seattle City Light (41000-Light Fund) Customer Focused CIP BSL (BC-CL-Z). This funding is needed to cover costs in the Meter Additions AMI 2.0 program. This program was not funded appropriately in the previous budget cycle. In addition, due to the number of vacant positions, overtime usage is higher in order to keep up with the AMI 2.0 project schedule. Funding is available in the Denny Network Additions & Services project due to staffing shortages which limits the amount of work that can be accomplished.	\$0
8.38	Maritime Transportation Electrification (Seattle City Light)	This item transfers \$3.3M in budget from the Seattle City Light (41000-Light Fund) Transmission & Distribution CIP BSL (BC-CL-Y) to the Seattle City Light (41000-Light Fund) Customer Focused CIP BSL (BC-CL-Z). This funding is needed as City Light executed an MOA with the Port of Seattle to construct a new duct bank for future Maritime Transportation Electrification needs. This provides future capacity for battery powered maritime services, in addition to current Washington State Ferry electrification work. Funds are available from First Hill & Massachusetts network projects as higher priority work is moving forward with the limited staffing resources available.	\$0

Item #	Title	Description	Amount/FTE
8.39	Boundary Unit 51 Generator Rebuild (Seattle City Light)	This item reallocates \$1.2M within the Seattle City Light (41000-Light Fund) Power Supply CIP BSL (BC-CL-X). This funding is needed for work on Unit 51 at Boundary. The work includes upgrading the bearing material and adding a high-pressure lift system to address additional deficiencies discovered in the generator thrust bearing. Funds are available from the Unit 52 project because the rebuild is delayed until 2025 due to the Units 51 and 54 thrust bearing repairs.	\$0
8.40	Boundary Unit 54 Generator Rebuild (Seattle City Light)	This item reallocates \$436,000 in budget within the Seattle City Light (41000-Light Fund) Power Supply CIP BSL (BC-CL-X). This funding is needed to cover costs for Unit 54 to upgrade the bearing material and add a high-pressure lift system to address additional deficiencies discovered in the generator thrust bearing. Funding is available from The Ross Dam AC-DC project due to delays to work on higher priority work such as Unit 54.	\$0
8.41	Rockfall Mitigation near the Forebay and Spring Water (Seattle City Light)	This item reallocates \$363,000 of budget within the Seattle City Light (41000-Light Fund) Power Supply CIP BSL (BC-CL-X). This funding will cover unexpected repair costs related to a safety issue with the rockfall mitigation near Forebay and Spring Water at Boundary. The funds are available for the Skagit Boating Improvements as the fuel dock project is postponed until early 2025.	\$0
8.42	Boundary PH Generator Step-up Transformer Replacement (Seattle City Light)	This item reallocates \$403,000 in budget within the Seattle City Light (41000-Light Fund) Power Supply CIP BSL (BC-CL-X). Funding is needed to cover the increased labor and material costs for the Boundary step-up transformer replacement. Funds are available from the Boundary DC Battery Change Modification project because this project was put on hold in Q1 2024.	\$0

Item #	Title	Description	Amount/FTE
8.43	Landis and Gyr RTU Modernization (Seattle City Light)	This item reallocates \$2.5M in budget within the Seattle City Light (41000-Light Fund) Power Supply CIP BSL (BC-CL-X). This funding is needed for the Landis & Gyr RTU Modernization project because NERC is requiring this equipment be upgraded due to Cyber Security Requirements and the equipment is no longer supported and is beginning to fail. This equipment is critical to being able to operate generators in the Energy Market. Funds are available from Unit 52 because the rebuild was delayed to late 2025 due to U51 and U54 thrust bearing issues.	\$0
8.44	Cedar Falls PH Unit 5/6 Generator Protective Relays (Seattle City Light)	This item reallocates \$1.6M in budget within the Seattle City Light (41000-Light Fund) Power Supply CIP BSL (BC-CL-X). This funded is needed to cover the costs of Cedar Falls PH Unit 5/6 Generator Protective Relays project. The project scope was revised and additional construction is needed which adjusts the completion date to the end of 2024 and adds additional costs. Funds are available from Unit 52 because the rebuild was delayed to late 2025 due to U51 and U54 thrust bearing issues.	\$0
8.45	Cedar Falls Bank 6 Replacement (Seattle City Light)	This item reallocates \$3.18M in budget within the Seattle City Light (41000-Light Fund) Power Supply CIP BSL (BC-CL-X). This funds several items including compensation to City of Seattle project contractors due to the City of Seattle executive order for mandatory contractors and consultant vaccinations; overages with a Geotech project based on bedrock conditions that were different than expected; and soil contamination that led to higher than expected project costs. Funds are available from Unit 52 because the rebuild was delayed to late 2025 due to U51 and U54 thrust bearing issues.	\$0

Item #	Title	Description	Amount/FTE
8.46	Diablo Trash Rack Emergency Repairs (Seattle City Light)	This item reallocates \$3.39M within the Seattle City Light (41000-Light Fund) Power Supply CIP BSL (BC-CL-X). Funds are needed to cover higher than expected costs for the Diablo trash rack emergency project which was awarded with <30% design. Now that costs have become clearer as design was completed, additional funding is needed. Funding is available from several projects in the Generation portfolio as staff and funding are shifted to higher priority projects.	\$0
8.47	Diablo Roof Repairs (Seattle City Light)	This item reallocates \$2.1M in budget within the Seattle City Light (41000-Light Fund) Power Supply CIP BSL (BC-CL-X). This funding is needed to cover the costs of the Diablo roof & HVAC repairs. The HVAC repairs were not anticipated, and the project added scope as more issues were identified during the roof repairs. Costs for the roof repair were also higher than anticipated. Funds are available from the Gorge Crane Rehab project which is delayed due until 2025 to lack of engineering labor.	\$0
8.48	Network Adds for First Hill, Massachusetts, Union & University (Seattle City Light)	This item transfers \$1M in budget from the Seattle City Light (41000-Light Fund) Transmission & Distribution CIP BSL (BC-CL-Y) to the Seattle City Light (41000-Light Fund) Customer Focused CIP BSL (BC-CL-Z). This funding is needed to cover the costs of additional customer requested service work that is higher than budgeted. Funds are available from Overhead Equipment Replacements as work has slowed due to contracting issues.	\$0

Item #	Title	Description	Amount/FTE
8.49	Hydro Spill Containment (Seattle City Light)	This item reallocates \$1M in budget within the Seattle City Light (41000-Light Fund) Power Supply CIP BSL (BC-CL-X). Funds are needed for the Hydro Spill Containment project as the final design changed to incorporate the Substation design and this increased labor and material costs. Funds are available from Unit 52 because the rebuild was delayed to late 2025 due to U51 and U54 thrust bearing issues.	\$0
Section 9 – Position Adds			
9.1	Aging & Disability Services Positions (Human Services Department)	This item creates 4 full-time grant funded positions in the Human Services Department: 1 Sr. Grants and Contracts Specialist and 3 Counselor positions. These positions are funded by increased ongoing revenue from the TXIX grant. The Sr. Grants & Contracts Specialist position will manage contracts for Medicaid Long Term Services & Supports funded by Washington State DSHS. The Counselors will provide direct client services in the Medicaid case management program. These Counselor positions are required for programmatic compliance with state standards for caseload to client ratios.	4.0
9.2	K-12 Mental Health Position (Department of Education and Early Learning)	This item creates a 1.0 SA1 position funded by existing appropriation in Budget Control Level (14500-BO-EE-IL200). This position will support the new and ongoing Mental Health work in DEEL's K-12 division including but not limited to telehealth and additional school-based health center counselors.	1.0

Item #	Title	Description	Amount/FTE
9.3	Add unfunded sunset pocket backed by grant revenue (Office of Sustainability and Environment)	This change request increases the Office of Sustainability & Environment's (OSE) FTE count by 1.0 Administrative Staff Assistant position. This position will support the administrative workload of the office; this capacity is critical as OSE expands programming and staff with millions of dollars in federal and state grant funding, increasing the need for administrative support. OSE will fund this position with existing budget authority, using the revenue from the indirect rate applied to all federal awards. This position would sunset 12/31/2030, which aligns with end of the major sources of revenue already accepted by OSE.	1.0
9.4	Urban Area Security Initiative (UASI FY 2023) (Seattle Fire Department)	This item adds 0.5 FTE position and is grant-backed by appropriation authority in the Seattle Fire Department, in the General Fund Budget Control Level (SFD-BO-FD-F3000). Expenditures for UASI23 grant will commence in late 2024. UASI23 period of performance ends 8/31/2025. The original grant budget includes a line item for managerial and administrative expenses and the budget line items change been revised to better reflect the budget. There is no match required. There are no ongoing cost impacts by accepting this grant.	0.5

Item #	Title	Description	Amount/FTE
9.5	BIOWATCH 2022-2025 Continuation Grant (Seattle Fire Department)	This item adds FTE by 0.125 for grant management and is grant-backed by appropriation authority in Seattle Fire Department, in the General Fund Budget Control Level (SFD-BO-FD-F3000). The Department of Homeland Security's BioWatch Program includes air-quality testing and monitoring for 19 collector sites. This project is strengthening the area's response network with respect to biological terrorism. This work will be focused on grant management and reviewing BioWatch related invoices. This extended the reporting period of performance through 5/31/25. There is no match required. There are no ongoing cost impacts by accepting this grant. The original award was accepted under Ordinance 124899.	0.125
9.6	City Records Management Analyst Position Add (Legislative Department)	This item adds 1.0 City Records Management Analyst FTE in the Legislative Department, General Fund Budget Control Level (00100-BO-LG-G1000). This position will support the recent Recordpoint software upgrade for enhanced digital record keeping retention policy management for all City departments. This support was first staffed by a temporary position, but will be filled by a regular position in 2025.	1.0
9.7	Department of Energy Grant for Building Decarbonization Positions (Office of Sustainability and Environment)	This item creates 4.0 full-time position grant funded positions in the Office of Sustainability and Environment; 1.0 FTE StratAdvsr1, General Govt, 1.0 FTE Plng&Dev Spec, Sr-BU, 1.0 FTE Fin Anlyst, Sr, and 1.0 FTE Enrgy Conserv Rep, Sr. In line with the grant funding, all positions will sunset on December 31, 2033, unless new funding is secured. No other ongoing impacts are expected. See the 2024 Year-end Grant Acceptance Ordinance for additional details on grant acceptance and funding appropriation.	4.0



Legislation Text

File #: CB 120904, **Version:** 1

CITY OF SEATTLE

ORDINANCE _____

COUNCIL BILL _____

AN ORDINANCE relating to funding from non-City sources; authorizing department directors to accept grants, enter into revenue-backed service contracts, and carry forward related appropriations. WHEREAS, many grants to City departments are accepted via annual grant acceptance ordinances, but several other recurring or multi-year grants are known and assumed in the annual budget; and WHEREAS, unspent grant appropriations typically carry forward to subsequent years, backed by the revenue previously received; NOW, THEREFORE,

BE IT ORDAINED BY THE CITY OF SEATTLE AS FOLLOWS:

Section 1. Attachment A to this ordinance lists approximate appropriation amounts in the 2025 Budget (introduced as Council Bill 120905) that are backed, or are anticipated to be backed, by grants and service contracts. The directors of City departments and offices listed in Attachment A are authorized to accept new grants or revenue-backed service contracts consistent with the amounts listed. All unspent funds so appropriated and listed in Attachment A shall carry forward to subsequent fiscal years until they are exhausted or abandoned by ordinance. Additionally, on December 31 annually, for each appropriation, if the remaining funds are \$1.00 or less, that appropriation is abandoned.

Section 2. This ordinance shall take effect as provided by Seattle Municipal Code Sections 1.04.020 and 1.04.070.

Passed by the City Council the _____ day of _____, 2024, and signed by

me in open session in authentication of its passage this _____ day of _____, 2024.

President _____ of the City Council

Approved by me this _____ day of _____, 2024.

Bruce A. Harrell, Mayor

Filed by me this _____ day of _____, 2024.

Scheereen Dedman, City Clerk

(Seal)

Attachments:

Attachment A - 2025 Proposed Budget Grant Acceptance Detail Table

Item No.	Department/Office	Title	Funder	Purpose Statement	Fund	Acceptance Amount	Appropriated in 2025 Budget
New Grant Awards, Community Development Block Grant						9,054,023	9,054,023
1.1	Human Services Department	Community Development Block Grant 2025	United States Department of Housing and Urban Development (HUD)	HUD grant that funds local community development activities with the stated goal of providing affordable housing, anti-poverty programs, and infrastructure development.	16200 - Human Services Fund	6,885,051	6,885,051
1.2	Office of Economic Development	Community Development Block Grant 2025	HUD	HUD grant that funds local community development activities with the stated goal of providing affordable housing, anti-poverty programs, and infrastructure development.	00100 - General Fund	500,000	500,000
1.3	Office of Housing	Community Development Block Grant 2025	HUD	HUD grant that funds local community development activities with the stated goal of providing affordable housing, anti-poverty programs, and infrastructure development.	16600 - Office of Housing Fund	160,972	160,972
1.4	Office of Immigrant and Refugee Affairs	Community Development Block Grant 2025	HUD	HUD grant that funds local community development activities with the stated goal of providing affordable housing, anti-poverty programs, and infrastructure development.	00100 - General Fund	700,000	700,000
1.5	Seattle Parks and Recreation	Community Development Block Grant 2025	HUD	HUD grant that funds local community development activities with the stated goal of providing affordable housing, anti-poverty programs, and infrastructure development.	10200 - Park And Recreation Fund	808,000	808,000
New Grant Awards, Other						98,826,181	98,826,181
1.6	Department of Education and Early Learning	ECEAP Grant 2024-2025 School Year	Washington Department of Children, Youth and Families (DCYF)	The Early Childhood Education and Assistance Program (ECEAP) provides high quality preschool services for low-income families.	00100 - General Fund	3,336,025	3,336,025
1.7	Department of Education and Early Learning	ECEAP Grant 2025-2026 School Year	Washington DCYF	The Early Childhood Education and Assistance Program (ECEAP) provides high quality preschool services for low-income families.	00100 - General Fund	3,117,821	3,117,821
1.8	Department of Education and Early Learning	Upward Bound Grant 2024-2025 School Year	United States Department of Education (DOE)	Upward Bound focuses on low-income and/or first-generation students who cannot go to college without additional academic assistance and pre-college counseling.	00100 - General Fund	280,166	280,166
1.9	Department of Education and Early Learning	Upward Bound Grant 2025-2026 School Year	United States DOE	Upward Bound focuses on low-income and/or first-generation students who cannot go to college without additional academic assistance and pre-college counseling.	00100 - General Fund	259,414	259,414
1.10	Human Services Department	Title XIX Admin Claiming	Washington Department of Social and Health Services (DSHS)	Federal indirect grant for administration support for the Medicaid case management program	16200 - Human Services Fund	976,135	976,135
1.11	Human Services Department	Child Care Nutrition Grant	Washington State Office of the Superintendent of Public Instruction (OSPI)	Federal indirect grant providing nutrition food in childcare settings	16200 - Human Services Fund	929,718	929,718

1.12	Human Services Department	Caregiver Training Federal DDD	Washington DSHS	Federal Indirect grant for training of homecare workers for people with disabilities	16200 - Human Services Fund	172,110	172,110
1.13	Human Services Department	Caregiver Training State DDD	Washington DSHS	State grant for training of homecare workers for people with disabilities	16200 - Human Services Fund	172,110	172,110
1.14	Human Services Department	Caregiver Training State	Washington DSHS	State grant for homecare worker training	16200 - Human Services Fund	70,000	70,000
1.15	Human Services Department	Caregiver Training TXIX	Washington DSHS	Federal indirect grant for homecare worker training	16200 - Human Services Fund	2,404,687	2,404,687
1.16	Human Services Department	Care Transitions Funding	Washington DSHS	This state grant provides Care Transitions funding for Area Agency on Aging care coordinators to help transition clients ready for hospital discharge into home and community-based settings.	16200 - Human Services Fund	215,554	215,554
1.17	Human Services Department	OAA Elder Abuse	Washington DSHS	Federal indirect grant for elder abuse prevention	16200 - Human Services Fund	17,806	17,806
1.18	Human Services Department	Emergency Solutions Grant	HUD	Federal grant to assist individuals and families regain stability in permanent housing	16200 - Human Services Fund	851,313	851,313
1.19	Human Services Department	Senior Expanded Nutrition	Washington DSHS	State grant providing expanded older adult nutrition programs	16200 - Human Services Fund	175,398	175,398
1.20	Human Services Department	Health Home Full Life Care	Full Life Care	Federal indirect grant providing care coordination services for older adults	16200 - Human Services Fund	507,961	507,961
1.21	Human Services Department	Housing Opportunities for Person With AIDS Grant	HUD	Federal grant that supports housing needs for individuals with HIV/AIDS	16200 - Human Services Fund	3,748,161	3,748,161
1.22	Human Services Department	Kinship Caregiver	Washington DSHS	State grant providing supportive services to kinship caregivers	16200 - Human Services Fund	247,776	247,776
1.23	Human Services Department	Kinship Navigator	Washington DSHS	State grant providing resource coordination for kinship caregivers	16200 - Human Services Fund	260,000	260,000
1.24	Human Services Department	Medicaid Transform Demo Program	Washington DSHS	Federal indirect grant for improvements in the healthcare system	16200 - Human Services Fund	2,952,105	2,952,105
1.25	Human Services Department	Nutrition Services Incentive Program	Washington DSHS	Federal indirect grant for nutrition programs for older adults	16200 - Human Services Fund	640,495	640,495

1.26	Human Services Department	Northwest Geriatric Workforce Enhancement Grant	University of Washington	Federal indirect grant for older adult workforce enhancement	16200 - Human Services Fund	40,000	40,000
1.27	Human Services Department	Respite - AWHI	Washington DSHS	State grant for health insurance for respite care workers	16200 - Human Services Fund	200,000	200,000
1.28	Human Services Department	Senior Citizens Services Act	Washington DSHS	State grant providing a variety of supportive services for older adults	16200 - Human Services Fund	2,252,732	2,252,732
1.29	Human Services Department	State Family Caregiver	Washington DSHS	State grant for caregiver support programs	16200 - Human Services Fund	3,227,555	3,227,555
1.30	Human Services Department	Summer Food Program	Washington OSPI	Federal indirect grant providing nutritious food for children in the summer	16200 - Human Services Fund	586,967	586,967
1.31	Human Services Department	Seattle Housing Authority - Aging and Disability Services	Seattle Housing Authority	Grant from the Seattle Housing Authority to provide case management and other supportive services to aide residents in maintaining housing.	16200 - Human Services Fund	667,750	667,750
1.32	Human Services Department	Sr Drug Education	Washington DSHS	State grant for drug education to older adults	16200 - Human Services Fund	17,668	17,668
1.33	Human Services Department	Senior Farmers Market Federal	Washington DSHS	Federal indirect grant for nutrition food for older adults	16200 - Human Services Fund	6,628	6,628
1.34	Human Services Department	Senior Farmers Market State	Washington DSHS	State grant for nutritious food for older adults	16200 - Human Services Fund	66,314	66,314
1.35	Human Services Department	Senior Nutrition Programs State	Washington DSHS	Grant for senior nutrition programs including congregate nutrition, home delivered meals, nutrition education, and senior farmers market nutrition program.	16200 - Human Services Fund	477,617	477,617
1.36	Human Services Department	OAA Title III-B	Washington DSHS	Federal indirect grant for supportive services for older adults	16200 - Human Services Fund	2,959,781	2,959,781
1.37	Human Services Department	OAA Title III-C1	Washington DSHS	Federal indirect grant for congregate nutrition services for older adults	16200 - Human Services Fund	2,229,139	2,229,139
1.38	Human Services Department	OAA Title III-C2	Washington DSHS	Federal indirect grant for home delivered nutrition services for older adults	16200 - Human Services Fund	1,488,445	1,488,445
1.39	Human Services Department	OAA Title III-D	Washington DSHS	Federal indirect grant for health promotion programs for older adults	16200 - Human Services Fund	151,781	151,781

1.40	Human Services Department	OAA Title III-E	Washington DSHS	Federal indirect grant for caregiver support programs for older adults	16200 - Human Services Fund	1,048,681	1,048,681
1.41	Human Services Department	Title XIX State & Title XIX Federal	Washington DSHS	State grant for Long Term Services & Supports, Federal grant for Medicaid Long Term Services & Supports	16200 - Human Services Fund	51,938,059	51,938,059
1.42	Human Services Department	Vets Directed Care	Washington DSHS	Federal indirect grant for home and community-based services for veterans	16200 - Human Services Fund	30,000	30,000
1.43	Human Services Department	Supportive Services for Victims of Elder Abuse	University of Washington	Federal Victims of Crime Act funds to provide assistance and supportive services to victims of elder abuse.	16200 - Human Services Fund	176,873	176,873
1.44	Human Services Department	King County Veteran, Seniors, & Human Services Levy	King County	Local grant to help veterans and older adults live healthy, productive, and meaningful lives	16200 - Human Services Fund	1,349,000	1,349,000
1.45	Human Services Department	WA CARES Outreach	Washington DSHS	State grant to support outreach and information sharing with older adults on the WA CARES program.	16200 - Human Services Fund	157,331	157,331
1.46	Office of Immigrant and Refugee Affairs	New Citizenship Program Grant 25	Seattle Housing Authority	Supports the participation of Seattle Housing Authority residents in OIRA’s New Citizen Program, which aids income-qualified individuals to apply for naturalization using a case management model.	00100 - General Fund	53,649	53,649
1.47	Office of Immigrant and Refugee Affairs	New Citizenship Program Grant 25	Washington DSHS	Supports the participation of State benefits recipients in OIRA’s New Citizen Program, which aids income-qualified individuals to apply for naturalization using a case management model.	00100 - General Fund	870,000	870,000
1.48	Office of the Mayor	Casey Family Programs Grant	Casey Family Foundation	Private grant to support 3.0 temporary FTE for research, planning, and implementation of programming related to public safety.	00100 - General Fund	500,000	500,000
1.49	Seattle Center	FY 2025 Section 5337 State of Good Repair HIFG and FY 2025 Section 5307 Formula Funding - Monorail System Preservation	Federal Transit Administration (FTA)	FTA (Federal Transition Administration) funded preventative maintenance grants for Monorail in fiscal years 2025.	11410 - Seattle Center Fund	1,178,541	1,178,541
1.50	Seattle Department of Transportation	Maintenance for the First Hill Streetcar Line (2025-2026)	FTA	Fund vehicle and facility preventive maintenance, corrective maintenance, expected vehicle overhauls and other defects for the First Hill Streetcar line. Funded maintenance work supports the multiple population groups meeting several equity criteria at rates higher than the regional average, including people of color, people with low incomes, people aged 65+, people with disabilities, and people with low English proficiency.	10800 - Seattle Streetcar Operations	432,624	432,624
1.51	Seattle Fire Department	FY23 UASI - Seattle Region	United States Department of Homeland Security	This grant assists high-threat, high density Urban Areas in efforts to build, sustain, and deliver the capabilities necessary to prevent, protect against, mitigate, respond to, and recover from acts of terrorism.	00100 - General Fund	792,679	792,679

1.52	Seattle Municipal Court	Therapeutic Court Grant	Washington Administrative Office of the Court	The grant is to supplement client support for those who appear before the court with substance use disorders or other behavioral health needs and to engage those individuals with community-based therapeutic interventions.	00100 - General Fund	165,000	165,000
1.53	Seattle Parks and Recreation	Community Services Block Grant Federal	Washington Department of Commerce	This funding supports the Seattle Conservation Corps, a jobs training program for homeless adults.	10200 - Park And Recreation Fund	181,812	181,812
1.54	Seattle Parks and Recreation	Community Services Block Grant State	Washington Department of Commerce	This funding supports the Seattle Conservation Corps, a jobs training program for homeless adults.	10200 - Park And Recreation Fund	72,340	72,340
1.55	Seattle Parks and Recreation	Community Services Block Grant State	Washington Department of Commerce	This funding supports the Seattle Conservation Corps, a jobs training program for homeless adults.	10200 - Park And Recreation Fund	22,770	22,770
1.56	Seattle Police Department	DHS Securing the Cities Grant	United States Department of Homeland Security	SPD is the Lead Agency for the regional Securing the Cities grant program. This annual allocation primarily focuses on the continuation of the Program and purchase and distribution of approved equipment and supplies.	00100 - General Fund	562,500	562,500
1.57	Seattle Police Department	State Homeland Security Grant	United States Department of Homeland Security	This grant assists state, local, tribal, and territorial efforts to build, sustain, and deliver the capabilities necessary to prevent, prepare for, protect against, and respond to acts of terrorism.	00100 - General Fund	230,000	230,000
1.58	Seattle Police Department	Internet Crimes Against Children Grant 2024-2026	United States Department of Justice	This annual grant provides funding to maintain the Northwest Regional Internet Crimes Against Children (ICAC) Task Force to address technology-facilitated child exploitation. This grant supports 1.0 FTE Program Manager.	00100 - General Fund	770,892	770,892
1.59	Seattle Police Department	Justice Assistances Grant 2024	United States Bureau of Justice Assistance	JAG provides SPD with funds for three Crime Prevention Coordinators at approximately 80% of a year and has done so since 2009.	00100 - General Fund	918,880	918,880
1.60	Seattle Police Department	FY24 UASI - Seattle Region	United States Department of Homeland Security	This grant assists high-threat, high density Urban Areas in efforts to build, sustain, and deliver the capabilities necessary to prevent, protect against, mitigate, respond to, and recover from acts of terrorism.	00100 - General Fund	1,667,418	1,667,418
Previously Accepted Grant Awards, Other						5,806,599	51,446,494
1.61	Seattle Department of Transportation	GCA 5962 Project Services Agreement for the SR 520 Bridge Replacement and HOV Project	Washington Department of Transportation (WSDOT)	This agreement funds staff within SDOT to support effective coordination of project planning, design, and construction for the SR 520 Bridge Replacement and HOV Project. This agreement was originally accepted in Ordinance 125754.	13000 - Transportation Fund		1,515,985
1.62	Seattle Department of Transportation	GA 0068-18 Task Order 4 to Project Administration Agreement between the City of Seattle and Sound Transit for the West Seattle and Ballard Link Extensions Project	Sound Transit	GA 0068-18 - This agreement provides funding for review and permitting of the West Seattle and Ballard Link Extensions. The base agreement for this project was accepted in Ordinance 125563. GA 0085-23 - This agreement provides funding for SDOT's delivery of nonmotorized station access improvements at the NE 130th St infill station. The base agreement for this project was accepted in Ordinance 126701.	13000 - Transportation Fund		5,934,999

		GA 0085-23 Station Access Allowance Project Agreement for NE 130th St Infill Station Nonmotorized Access Improvements					
1.63	Seattle Department of Transportation	Jose Rizal Bridge (North Segment)	WSDOT	This grant will fund repainting the existing Dr. Jose P. Rizal Bridge. The project will also conduct lead abatement to remove the existing lead-based paint that is on the bridge before repainting the bridge with an environmentally-friendly paint system. This item was originally accepted in Ordinance 126705 and 126791.	13000 - Transportation Fund		3,226,599
1.64	Seattle Department of Transportation	Seattle Safe Streets	FHWA	This grant will implement signalized intersection treatments, unsignalized intersection treatments, protected bike lanes, new sidewalks, and arterial traffic calming treatments in the southeast and SODO neighborhoods of Seattle. This was originally accepted in Ordinance 126875.	13000 - Transportation Fund		8,000,000
1.65	Seattle Department of Transportation	FY 2023 5309 Capital Investment Grant - RapidRide J Line BRT	FTA	The RapidRide Roosevelt project will provide electric bus rapid transit (BRT) service between downtown Seattle and the Roosevelt neighborhood in northeast Seattle, while serving the Belltown, South Lake Union, Eastlake, and University District neighborhoods. This grant funding is from the Federal Transit Administration (FTA) through the Section 5309 Fixed Guideway Capital Investment Grants Allocations Small Starts program for federal fiscal year 2023. This was originally accepted in Ordinance 126875.	13000 - Transportation Fund		22,974,000
1.66	Seattle Department of Transportation	FY2024 CMAQ Transferred to Section 5307 130th Link Station Transit & Multimodal Access - East Corridor	FTA	This grant will support a new multimodal corridor to connect light rail riders to the future NE 130th St light rail station. This was originally accepted in Ordinance 126875.	13000 - Transportation Fund		2,580,000
1.67	Seattle Department of Transportation	City of Seattle - N 130th St/Roosevelt Way NE/NE 125th St Multimodal Cor	WSDOT	This grant funding is from the Washington State Department of Transportation (WSDOT) Regional Mobility Grant (RMG) program for the 2023-2025 and 2025-2027 biennia. This grant provides funding to the City of Seattle to improve transit access and implement multimodal corridor improvements on NE 130th St along Roosevelt Way NE and 125th St to connect light rail riders to the future NE 130th St light rail station. This was originally accepted in Ordinance 126931.	13000 - Transportation Fund		1,300,000
1.68	Seattle Department of Transportation	S Holgate St At-Grade Crossing Elimination Study	Federal Railroad Administration	This grant funding includes \$2,000,000 from the Federal Railroad Administration (FRA) through the Railroad Crossing Elimination (RCE) Program. This item provides funding to continue the City of Seattle's commitment to safety improvements by supporting a feasibility study to evaluate the effect of closing railroad crossings and determine appropriate safety improvements at nearby crossings. This grant will support a feasibility study to evaluate the effect of closing the two S. Holgate Street crossings and determine appropriate safety improvements at nearby crossings. This was originally accepted in Ordinance 126931.	13000 - Transportation Fund		692,000
1.69	Seattle Department of Transportation	S Holgate St At-Grade Crossing Elimination Study	WSDOT	This item provides funding to continue the City of Seattle's commitment to safety improvements by supporting a feasibility study to evaluate the effect of closing railroad crossings and determine appropriate safety improvements at nearby crossings. This was originally accepted in Ordinance 126931.	13000 - Transportation Fund		98,000
1.70	Seattle Department of Transportation	University of Washington Major Institution Master Plan (UW MIMP)	University of Washington	The purpose of this agreement is transportation mitigation for the University of Washington Seattle Campus Master Plan and the RapidRide J-Line project. This item was originally accepted in Ordinance 127068.	13000 - Transportation Fund		606,974

1.71	Seattle Department of Transportation	Aurora Avenue N Safety and Transit Access Improvements Grant	FTA	These funds advance the conceptual designs for the Aurora Avenue N Safety and Transit Access Improvements project. This was originally accepted in Ordinance 127069.	13000 - Transportation Fund		817,937
1.72	Seattle Department of Transportation	E Marginal Way S Grant	Federal Highway Administration	This grant funds mill and overlay the asphalt pavement on Roosevelt Way between NE 92nd St and 15th Ave NE. This was originally accepted in Ordinance 127069.	13000 - Transportation Fund		1,720,000
1.73	Seattle Department of Transportation	Roosevelt Way Grant	Federal Highway Administration	This grant funds mill and overlay the asphalt pavement on E Marginal Way S, between 1st Ave S and 16th Ave S. This was originally accepted in Ordinance 127069.	13000 - Transportation Fund		1,980,000
Grand Total						107,880,204	159,326,698

SUMMARY and FISCAL NOTE

Department:	Dept. Contact:	CBO Contact:
City Budget Office		Candice Foote

1. BILL SUMMARY

Legislation Title: AN ORDINANCE relating to funding from non-City sources; authorizing department directors to accept grants, enter into revenue-backed service contracts, and carry forward related appropriations.

Summary and Background of the Legislation: This ordinance enables department directors to accept of grants, contract revenue, and/or private funds from various agencies and organizations and authorizes the expenditure of funding backed by their respective revenue sources in the 2025 fiscal year.

The attached ordinance contains requests related to grants or other funding agreements. It includes language that automatically abandons automatic carryforward items between \$0.00 and \$1.00 without returning to Council. This provision assists departments in cleaning up small remaining appropriation authority before carryforward processes run. Remaining grant balances over \$1.00 will continue to come to Council for abandonment.

2. CAPITAL IMPROVEMENT PROGRAM

Does this legislation create, fund, or amend a CIP Project? ☐ Yes ☒ No

3. SUMMARY OF FINANCIAL IMPLICATIONS

Does this legislation have financial impacts to the City? ☒ Yes ☐ No

Expenditure Change (\$);	2025	2026 est.*	2027 est.	2028 est.	2029 est.
General Fund	\$14,724,444	\$9,040,208	0	0	0
Expenditure Change (\$);	2025	2026 est.*	2027 est.	2028 est.	2029 est.
Other Funds	\$144,602,254	\$146,212,690	0	0	0

Revenue Change (\$);	2025	2026 est.*	2027 est.	2028 est.	2029 est.
General Fund	\$14,724,444	\$9,040,208	0	0	0
Revenue Change (\$);	2025	2026 est.*	2027 est.	2028 est.	2029 est.
Other Funds	\$144,602,254	\$146,212,690	0	0	0

*Reflects expected amounts to be included 2026 Endorsed Budget.

3.a. Appropriations

- ☐ This legislation adds, changes, or deletes appropriations.

Appropriations are included in the Budget Adoption Ordinance.

3.b. Revenues/Reimbursements

- ☐ This legislation adds, changes, or deletes revenues or reimbursements.

Revenues are included in the Adopted Budget Revenue assumptions.

3.c. Positions

- ☐ This legislation adds, changes, or deletes positions.

3.d. Other Impacts

Does the legislation have other financial impacts to The City of Seattle, including direct or indirect, one-time or ongoing costs, that are not included in Sections 3.a through 3.c? If so, please describe these financial impacts. No.

If the legislation has costs, but they can be absorbed within existing operations, please describe how those costs can be absorbed. The description should clearly describe if the absorbed costs are achievable because the department had excess resources within their existing budget or if by absorbing these costs the department is deprioritizing other work that would have used these resources. None

Please describe any financial costs or other impacts of *not* implementing the legislation. Without these resources, departments will be unable to carry out the work - as described in Attachment A to the legislation - without affecting other resources.

4. OTHER IMPLICATIONS

- a. Please describe how this legislation may affect any departments besides the originating department.**

This legislation is prepared by the City Budget Office on behalf of other departments and impacts a number of departments' 2025 budgets as outlined in Attachment A to the legislation

- b. Does this legislation affect a piece of property? If yes, please attach a map and explain any impacts on the property. Please attach any Environmental Impact Statements, Determinations of Non-Significance, or other reports generated for this property.**
No

c. Please describe any perceived implication for the principles of the Race and Social Justice Initiative.

Please see Attachment A to this legislation for additional details regarding the types and locations of grants being accepted.

i. How does this legislation impact vulnerable or historically disadvantaged communities? How did you arrive at this conclusion? In your response please consider impacts within City government (employees, internal programs) as well as in the broader community.

ii. Please attach any Racial Equity Toolkits or other racial equity analyses in the development and/or assessment of the legislation.

iii. What is the Language Access Plan for any communications to the public?

d. Climate Change Implications

Please see Attachment A to this legislation for additional details regarding the types and locations of grants being accepted.

i. Emissions: How is this legislation likely to increase or decrease carbon emissions in a material way? Please attach any studies or other materials that were used to inform this response.

ii. Resiliency: Will the action(s) proposed by this legislation increase or decrease Seattle's resiliency (or ability to adapt) to climate change in a material way? If so, explain. If it is likely to decrease resiliency in a material way, describe what will or could be done to mitigate the effects.

e. If this legislation includes a new initiative or a major programmatic expansion: What are the specific long-term and measurable goal(s) of the program? How will this legislation help achieve the program's desired goal(s)? What mechanisms will be used to measure progress towards meeting those goals?

Grant funding goals are outlined in specific grant agreements. Please see Attachment A to this legislation for details on the grant purpose.

5. CHECKLIST

- ☐ Is a public hearing required?
- ☐ Is publication of notice with *The Daily Journal of Commerce* and/or *The Seattle Times* required?
- ☒ If this legislation changes spending and/or revenues for a fund, have you reviewed the relevant fund policies and determined that this legislation complies? Yes

☐ **Does this legislation create a non-utility CIP project that involves a shared financial commitment with a non-City partner agency or organization?**

6. ATTACHMENTS

Summary Attachments: None.



Legislation Text

File #: CB 120906, **Version:** 1

CITY OF SEATTLE

ORDINANCE _____

COUNCIL BILL _____

AN ORDINANCE relating to the levy of property taxes; fixing the rates and/or amounts of taxes to be levied, and levying the same upon all taxable property, both real and personal, in The City of Seattle, to finance the departments and activities of City government and to provide for the general obligation bond interest and redemption requirements, for the year beginning on the first day of January 2025; and ratifying and confirming certain prior acts.

BE IT ORDAINED BY THE CITY OF SEATTLE AS FOLLOWS:

Section 1. General Municipal and Firefighters' Pension

A. There is levied a tax on all taxable property, both real and personal, within The City of Seattle and subject to taxation under the laws of the State of Washington in the amount of \$1,080,637,191, which is calculated as \$3.60 per \$1,000 of estimated assessed value of all taxable property in the city. This tax is levied for the purpose of raising revenue to finance the various departments and activities of the municipal government of The City of Seattle for the fiscal (calendar) year 2025. The following sentence is provided for information only. This levy has been calculated at the following dollar rates per \$1,000 of assessed value: \$3.375 for general municipal purposes as allowed by RCW 84.52.043 (which includes up to \$0.225 for the Firemen's Pension Fund as allowed by RCW 41.16.060); and \$0.225 for general municipal purposes and the Firemen's Pension Fund as allowed by RCW 41.16.060. This levy includes an amount of \$100,000 or the highest lawful amount as the King County Assessor may certify, whichever is higher, to recover amounts refunded within the preceding 12 months. This levy also includes an amount of \$187,000,000 for transportation purposes in accordance with Ordinance 127053; an amount of \$3,000,000 for election vouchers funding purposes in accordance with Resolution 31601 and Section 2 of Initiative 122; an amount of

\$91,184,581 for education purposes in accordance with Ordinance 125604; an amount of \$31,920,296 for library maintenance and services in accordance with Ordinance 125809; and an amount of \$138,608,596 for low-income housing purposes in accordance with Ordinance 126837.

B. If the total of the amounts of taxes stated in subsection 1.A or the total of the tax rate stated in subsection 1.A would be in excess of any maximum allowed by law, then such taxes shall be reduced to the maximum amount allowed. The maximum amount allowed by law includes the maximum amount of regular property taxes approved by vote of the people of The City of Seattle pursuant to RCW 84.55.050. For purposes of this subsection, the maximum amount of regular property taxes is determined by the King County Assessor as follows. First, the Assessor determines the amount of regular City property taxes that could be levied for collection in 2025 had the voters approved none of the levy lid lift measures submitted pursuant to RCW 84.55.050, Resolution 31601 and Section 2 of Initiative 122, and Ordinances 127053, 125604, 125809, and 126837. This amount is computed by the Assessor by multiplying the amount of general-purpose regular property taxes levied for collection in 2024 by a limit factor. The limit factor is the lesser of 101 percent or 100 percent plus the rate of inflation, unless, pursuant to RCW 84.55.0101, the Council finds that there is a substantial need to use and approves the use of 101 percent as the regular property tax limit factor. Second, the Assessor adds the levy for tax refunds authorized by RCW 84.68.040, RCW 84.69.180, and RCW 84.55.070; plus the allowance authorized by RCW 84.55.010 for new construction, increases in assessed value due to construction of electric generation wind turbine facilities classified as personal property, improvements to property, and any increase in the assessed value of state-assessed property. Then, to that total amount is added the five dollar amounts set forth in the last sentence of subsection 1.A authorized for 2025 collection in the approvals given by the voters of the City pursuant to RCW 84.55.050 and those enumerated ordinances.

Section 2. Voter-approved excess taxes for bonds. In addition, a further tax is levied to raise revenue to provide for the interest on and redemption of voter-approved general obligation bonds for the fiscal year 2025 in the amount of \$16,164,900. This tax is applicable to all taxable property within The City of Seattle.

Section 3. The provisions of this ordinance are declared to be separate and severable. The invalidity of any clause, sentence, paragraph, subdivision, section, subsection, or portion of this ordinance, or the invalidity of the application thereof to any person, property, or circumstance, shall not affect the validity of the remainder of this ordinance or the validity of its application to other persons, property, or circumstances.

Section 4. Any act pursuant to the authority of this ordinance taken after its passage and prior to its effective date is ratified and confirmed.

Section 5. This ordinance shall take effect as provided by Seattle Municipal Code Sections 1.04.020 and 1.04.070.

Passed by the City Council the _____ day of _____, 2024, and signed by me in open session in authentication of its passage this _____ day of _____, 2024.

President _____ of the City Council

Approved / returned unsigned / vetoed this _____ day of _____, 2024.

Bruce A. Harrell, Mayor

Filed by me this _____ day of _____, 2024.

Scheereen Dedman, City Clerk

(Seal)

SUMMARY and FISCAL NOTE

Department:	Dept. Contact:	CBO Contact:
CBO	Dave Hennes	Alexandria Zhang

1. BILL SUMMARY

Legislation Title: AN ORDINANCE relating to the levy of property taxes; fixing the rates and/or amounts of taxes to be levied, and levying the same upon all taxable property, both real and personal, in The City of Seattle, to finance the departments and activities of City government and to provide for the general obligation bond interest and redemption requirements, for the year beginning on the first day of January 2025; and ratifying and confirming certain prior acts.

Summary and Background of the Legislation: This ordinance imposes the City's property tax for 2025 to pay for City government activities and for general obligation bond interest and redemption.

RCW 84.55.010 provides that the City may, with a simple majority vote of the Council, levy a property tax increase equal to inflation but not greater than a 1% increase over the prior year's regular property tax collection. If inflation is lower than 1%, the law requires a majority plus one vote, with a finding of substantial need, to have a tax increase exceed inflation to the maximum of 1%. Inflation is measured by the implicit price deflator for the United States published in September. In most years, the inflation rate will exceed 1%. This year the rate prior to revision is 2.3%. Thus, the attached Bill does not contain, and the Council will not need to make a finding of substantial need with approval by a majority plus one vote to provide for the use of 101% as the regular property tax limit factor. The Council may not increase regular property taxes above 1% without a vote of the people.

Other than the 1% increase in the regular non-voted current expense property tax levy proposed in the attached Bill, the same 1% increase is applied to the Families, Education, Preschool and Promise levy lid lift and the Library Services levy lid lift per the terms of their respective ordinances. All other lid lifts are flat amounts year over year. The current 9-year Transportation lid lift (Ord. 124796) expires in 2024. Based on voter approval, the City's regular levy includes for 2025 collection, the new Transportation levy lid lift with a first-year levy amount of \$187,000,000. Altogether, these changes result in an overall increase from 2024 of \$88,638,930, which does not include changes in the excess levy for redemption of general obligation bonds, the "refund fund levy" or additional taxes resulting from new construction, construction of wind turbine facilities classified as personal property, improvements to property, or increases in the value of state-assessed property.

It also does not include levy amounts for the Metropolitan Parks District (MPD). Pursuant to RCW 35.61, the MPD is a legally separate taxing jurisdiction from the City of Seattle, whose property tax levy authority of \$0.75 per \$1,000 assessed value is outside of the City's statutory

rate limit of \$3.60 per \$1,000 assessed value. The MPD began collecting tax revenues in the 2016 tax collection year.

Additionally, this ordinance includes a levy of \$16,164,900 for interest on and redemption of voter-approved general obligation bonds for the fiscal year 2025, a decrease of \$2,000 from the amount levied for collection in 2024. This amount includes the payment amount against the Seawall bond.

2. CAPITAL IMPROVEMENT PROGRAM

Does this legislation create, fund, or amend a CIP Project? ☐ Yes ☒ No

3. SUMMARY OF FINANCIAL IMPLICATIONS

Does this legislation have financial impacts to the City? ☒ Yes ☐ No

Expenditure Change (\$); General Fund	2025	2026 est.	2027 est.	2028 est.	2029 est.
Expenditure Change (\$); Other Funds	2025	2026 est.	2027 est.	2028 est.	2029 est.

Revenue Change (\$); General Fund	2025	2026 est.	2027 est.	2028 est.	2029 est.
	\$0.79m	\$0.80m	\$0.81m	\$0.81m	
Revenue Change (\$); Other Funds	2025	2026 est.	2027 est.	2028 est.	2029 est.
	\$1.22m	\$1.23m	\$1.24m	\$1.26m	

Number of Positions	2025	2026 est.	2027 est.	2028 est.	2029 est.
Total FTE Change	2025	2026 est.	2027 est.	2028 est.	2029 est.

3.b. Revenues/Reimbursements

☒ This legislation adds, changes, or deletes revenues or reimbursements.

Anticipated Revenue/Reimbursement Resulting from This Legislation:

Fund Name and Number	Dept	Revenue Source	2024 Revenue	2025 Estimated Revenue
00100 General Fund	General Fund	Property Tax	\$320,784,992	\$329,088,322
10398 Move Seattle Levy Fund	Transportation	Property Tax	\$102,871,387	\$0

16418/16419 2016 Housing Levy Capital Fund/2016 Levy O&M Fund	Office of Housing	Property Tax	\$138,608,596	\$138,608,596
18200 2019 Library Levy Fund	Seattle Public Library	Property Tax	\$31,604,253	\$31,920,296
12300 Election Vouchers Fund	Ethics & Elections Commission	Property Tax	\$3,000,000	\$3,000,000
17871 Families, Education, Preschool and Promise Fund	Dept. of Education & Early Learning	Property Tax	\$90,281,763	\$91,184,581
10XXX 2025 Transportation Levy	Transportation	Property Tax	\$0	\$187,000,000
20140 UTGO Bond Interest & Redemption Fund	FAS	Property Tax	\$16,162,900	\$16,164,900
TOTAL			\$703,313,892	\$796,966,695

Revenue/Reimbursement Notes:

3.d. Other Impacts

Does the legislation have other financial impacts to The City of Seattle, including direct or indirect, one-time or ongoing costs, that are not included in Sections 3.a through 3.c? If so, please describe these financial impacts.

No.

If the legislation has costs, but they can be absorbed within existing operations, please describe how those costs can be absorbed. The description should clearly describe if the absorbed costs are achievable because the department had excess resources within their existing budget or if by absorbing these costs the department is deprioritizing other work that would have used these resources.

Please describe any financial costs or other impacts of *not* implementing the legislation.

Without this legislation, no **increase** in property tax revenue, other than that resulting from a voted levy lid lift, new construction, improvements to property, construction of wind turbine facilities classified as personal property, and any increase in the value of state-assessed property, may be authorized. The cost of not implementing this legislation is the 1% increase over the

2024 current expense levy, Families, Education, Preschool and Promise levy lid lift and Library Services levy lid lift, estimated to be \$2.01 million. If not passed, the County Assessor will levy the same amounts (general expense and levy lid lifts) as levied for the 2024 tax collection year plus any newly voter-approved levy lid lifts (of which there are none in 2025), amounts resulting from new construction, improvements to property, construction of wind turbine facilities classified as personal property, and any increase in the value of state-assessed property.

4. OTHER IMPLICATIONS

- a. Please describe how this legislation may affect any departments besides the originating department.**

See the “Anticipated Revenue” Table above for affected departments.

- b. Does this legislation affect a piece of property? If yes, please attach a map and explain any impacts on the property. Please attach any Environmental Impact Statements, Determinations of Non-Significance, or other reports generated for this property.**

No.

- c. Please describe any perceived implication for the principles of the Race and Social Justice Initiative.**

- i. How does this legislation impact vulnerable or historically disadvantaged communities? How did you arrive at this conclusion? In your response please consider impacts within City government (employees, internal programs) as well as in the broader community.**

The revenues generated through the property tax, both general expense and levy lid lifts for particular purposes, support a broad range of government services, many of which support vulnerable or historically disadvantaged communities. This legislation has no policy or program implementation ramifications affecting vulnerable or historically disadvantaged communities beyond providing the underlying funding that supports City programs. Increases in taxes may disproportionately affect low-income individuals.

- ii. Please attach any Racial Equity Toolkits or other racial equity analyses in the development and/or assessment of the legislation.**

- iii. What is the Language Access Plan for any communications to the public?**

N/A.

- d. Climate Change Implications**

- i. Emissions: How is this legislation likely to increase or decrease carbon emissions in a material way? Please attach any studies or other materials that were used to inform this response.**

Neither. This legislation only provides authorization to collect property taxes. It has no direct policy or programmatic effects on carbon emissions.

- ii. **Resiliency: Will the action(s) proposed by this legislation increase or decrease Seattle's resiliency (or ability to adapt) to climate change in a material way? If so, explain. If it is likely to decrease resiliency in a material way, describe what will or could be done to mitigate the effects.**

Neither. This legislation only provides authorization to collect property taxes. It has no direct policy or programmatic effect.

- e. **If this legislation includes a new initiative or a major programmatic expansion: What are the specific long-term and measurable goal(s) of the program? How will this legislation help achieve the program's desired goal(s)? What mechanisms will be used to measure progress towards meeting those goals?**

N/A.

5. CHECKLIST

- ☒ Is a public hearing required?
- ☐ Is publication of notice with *The Daily Journal of Commerce* and/or *The Seattle Times* required?
- ☒ If this legislation changes spending and/or revenues for a fund, have you reviewed the relevant fund policies and determined that this legislation complies?
- ☐ Does this legislation create a non-utility CIP project that involves a shared financial commitment with a non-City partner agency or organization?

6. ATTACHMENTS

Summary Attachments: None.



Legislation Text

File #: CB 120907, **Version:** 1

CITY OF SEATTLE

ORDINANCE _____

COUNCIL BILL _____

AN ORDINANCE authorizing the levy of regular property taxes by The City of Seattle for collection in 2025, representing an increase above the regular property taxes levied for collection in 2024; and ratifying and confirming certain prior acts.

WHEREAS, to increase regular property taxes, RCW 84.55.120, since the approval of “Referendum 47” on November 4, 1997, requires the City to enact a separate ordinance indicating the change in taxes from the previous year in terms of percentage and total amount; and

WHEREAS, The City of Seattle proposes to make its regular property tax levy for collection in 2025 in the amount reflected in the companion ordinance to this bill, which is commonly known as the “Long Property Tax Ordinance”; and

WHEREAS, the Long Property Tax Ordinance for 2025 authorizes an increase above the amount of regular property taxes levied for collection in 2024; and

WHEREAS, pursuant to RCW 84.55.120, after proper notice was given, the City Council held public hearings on October 16, 2024, and November 12, 2024, to consider The City of Seattle's 2025 budget and the regular property tax levy to support it; and

WHEREAS, notice of the City Council's consideration of this ordinance has been provided in the usual manner for other proposed City ordinances; NOW, THEREFORE,

BE IT ORDAINED BY THE CITY OF SEATTLE AS FOLLOWS:

Section 1. Regular property taxes for collection in 2025 are authorized in the amount reflected in the ordinance introduced as Council Bill 120906. Not including increases resulting from the addition of new

construction, construction of wind turbine facilities classified as personal property, improvements to property, and any increase in the value of state-assessed property, the regular property tax levy for 2025 collection represents an increase above regular property taxes levied for collection in 2024 (excluding the "refund fund levy" in both instances) of \$88,638,930, which is a 12.74 percent increase. These regular property tax levies for collection in 2024 and 2025 include regular property tax "levy lid lifts" previously approved by the voters of The City of Seattle.

Section 2. Any act consistent with the authority of this ordinance taken after its passage and prior to its effective date is ratified and confirmed.

Section 3. This ordinance shall take effect as provided by Seattle Municipal Code Sections 1.04.020 and 1.04.070.

Passed by the City Council the _____ day of _____, 2024, and signed by
me in open session in authentication of its passage this _____ day of _____, 2024.

President _____ of the City Council

Approved / returned unsigned / vetoed this _____ day of _____, 2024.

Bruce A. Harrell, Mayor

Filed by me this _____ day of _____, 2024.

Scheereen Dedman, City Clerk

(Seal)

SUMMARY and FISCAL NOTE

Department:	Dept. Contact:	CBO Contact:
CBO	Dave Hennes	Alexandria Zhang

1. BILL SUMMARY

Legislation Title: AN ORDINANCE authorizing the levy of regular property taxes by The City of Seattle for collection in 2025, representing an increase above the regular property taxes levied for collection in 2024; and ratifying and confirming certain prior acts.

Summary and Background of the Legislation: This legislation, commonly known as the “Short Property Tax Ordinance” reflects changes in the regular property taxes in terms of dollars and percentages. It is a companion to the ordinance authorizing Seattle’s property tax levies, commonly known as the “Long Property Tax Ordinance.”

Since the approval of Referendum 47 in November 1997, state law has required that taxing jurisdictions adopt, by a majority of their legislative body, a separate ordinance authorizing regular property tax increases, other than increases due to certain excluded assessed property values identified below. The ordinances must show the authorized increase in terms of both dollars and percentages. Due to the exclusion of increases due to new construction, construction of wind turbine facilities classified as personal property, improvements to property, the value of state-assessed property, and refund adjustments to the levy amount, the actual year-over-year change in the City’s regular levy will differ from the calculated change in this legislation. Seattle’s Long Property Tax legislation, which is the authorizing legislation for the City’s property tax levy, provides a more detailed description of Seattle’s actual property tax levy and revenues.

The City of Seattle’s 2024 levy for collection in 2025 includes a first-year levy amount of \$187,000,000 for the recently approved Transportation levy lid lift. The current 2016 “Move Seattle” Transportation lid lift expired in 2024. Additionally, due to the 1 percent increase in the regular non-voted property tax levy, the Families, Education, Pre-School and Promise lid lift and the Library Services levy lid lift proposed in the attached Bill, the City of Seattle’s 2024 levy for collection in 2025 represents an increase of \$88,638,930 (12.74%) from 2024. As noted above, this does not include the “refund fund levy,” or additional taxes resulting from new construction, construction of wind turbine facilities classified as personal property, improvements to property, or an increase in the value of state-assessed property.

2. CAPITAL IMPROVEMENT PROGRAM

Does this legislation create, fund, or amend a CIP Project?

☐ Yes ☒ No

3. SUMMARY OF FINANCIAL IMPLICATIONS

Does this legislation have financial impacts to the City?

☒ Yes ☐ No

Please see the Fiscal Note to the 2025 Long Property Tax Ordinance, which authorizes the City's actual property tax levies.

3.d. Other Impacts

Does the legislation have other financial impacts to The City of Seattle, including direct or indirect, one-time or ongoing costs, that are not included in Sections 3.a through 3.c? If so, please describe these financial impacts.

Please see the Fiscal Note to the 2025 Long Property Tax Ordinance, which authorizes the City's actual property tax levies.

If the legislation has costs, but they can be absorbed within existing operations, please describe how those costs can be absorbed. The description should clearly describe if the absorbed costs are achievable because the department had excess resources within their existing budget or if by absorbing these costs the department is deprioritizing other work that would have used these resources.

Please describe any financial costs or other impacts of *not* implementing the legislation.

Please see the Fiscal Note to the 2025 Long Property Tax Ordinance, which authorizes the City's actual property tax levies.

4. OTHER IMPLICATIONS

a. Please describe how this legislation may affect any departments besides the originating department.

See the "Anticipated Revenue" Table above for affected departments.

b. Does this legislation affect a piece of property? If yes, please attach a map and explain any impacts on the property. Please attach any Environmental Impact Statements, Determinations of Non-Significance, or other reports generated for this property.

No.

c. Please describe any perceived implication for the principles of the Race and Social Justice Initiative.

- i. How does this legislation impact vulnerable or historically disadvantaged communities? How did you arrive at this conclusion? In your response please consider impacts within City government (employees, internal programs) as well as in the broader community.**

The revenues generated through the property tax, both general expense and levy lid lifts for particular purposes, support a broad range of government services, many of which support vulnerable or historically disadvantaged communities. This legislation has no policy or program implementation ramifications affecting vulnerable or historically disadvantaged communities beyond providing the underlying funding that supports City programs. Increases in taxes may disproportionately affect low-income individuals.

- ii. Please attach any Racial Equity Toolkits or other racial equity analyses in the development and/or assessment of the legislation.**
- iii. What is the Language Access Plan for any communications to the public?**

N/A.

d. Climate Change Implications

- i. Emissions: How is this legislation likely to increase or decrease carbon emissions in a material way? Please attach any studies or other materials that were used to inform this response.**

Neither. This legislation only provides authorization to collect property taxes. It has no direct policy or programmatic effects on carbon emissions.

- ii. Resiliency: Will the action(s) proposed by this legislation increase or decrease Seattle's resiliency (or ability to adapt) to climate change in a material way? If so, explain. If it is likely to decrease resiliency in a material way, describe what will or could be done to mitigate the effects.**

Neither. This legislation only provides authorization to collect property taxes. It has no direct policy or programmatic effect.

- e. If this legislation includes a new initiative or a major programmatic expansion: What are the specific long-term and measurable goal(s) of the program? How will this legislation help achieve the program's desired goal(s)? What mechanisms will be used to measure progress towards meeting those goals?**

N/A.

5. CHECKLIST

- ☒ Is a public hearing required?
- ☐ Is publication of notice with *The Daily Journal of Commerce* and/or *The Seattle Times* required?
- ☒ If this legislation changes spending and/or revenues for a fund, have you reviewed the relevant fund policies and determined that this legislation complies?
- ☐ Does this legislation create a non-utility CIP project that involves a shared financial commitment with a non-City partner agency or organization?

6. ATTACHMENTS

Summary Attachments: None.



Legislation Text

File #: Res 32150, **Version:** 1

CITY OF SEATTLE

RESOLUTION _____

A RESOLUTION amending Resolution 31334; establishing the City Council's intent to fund the Seattle City Employees' Retirement System as informed by the January 1, 2024 Actuarial Study.

WHEREAS, the City provides and manages a defined-benefit pension for its non-uniformed employees to serve as a source of retirement income, along with Social Security; and

WHEREAS, the City Council previously declared, in Resolution 31334, its intention to fully fund the actuarially required contribution amounts into the pension system, including a plan to amortize the system's unfunded liability in 30 or fewer years; and

WHEREAS, the January 1, 2024 valuation study performed by the Seattle City Employees' Retirement System (SCERS) actuary identified the contribution rate necessary to fully fund the system; and

WHEREAS, the City will update its contribution rate to SCERS annually to a level not less than the actuarial required contribution for that year as determined by the most recent valuation; NOW, THEREFORE,

**BE IT RESOLVED BY THE CITY COUNCIL OF THE CITY OF SEATTLE, THE MAYOR
CONCURRING, THAT:**

Section 1. Resolution 31334, last amended by Resolution 32114, is amended as follows:

Section 1. The City will fully fund its actuarially required contributions to SCERS in the 2012 Adopted Budget and thereafter. The City will base its contribution rate on a five-year smoothed asset valuation as described in the most recent actuarial report, and the rate will be sufficient to amortize the system's unfunded liabilities in 30 or fewer years.

Section 2. To that end, the ((2024)) 2025 Adopted Budget will include sufficient appropriation

for the City to maintain payment of 15.17 percent of regular (non-overtime) payroll into SCERS. This is greater than the employee contribution rates into the system. The employer contribution rate must not be less than the required Actuarial Contribution Rate of 15.17 percent and a combined contribution rate of ~~((24.12))~~ 24.00 percent, as determined by the January 1, ~~((2023))~~ 2024, Actuarial Valuation.

Section 3. The City endorses the actuarial assumptions and methods adopted by the SCERS Board of Administration, utilized beginning with the January 1, 2011, valuation, and modified by the Board as a result of the actuary's investigation of the system's experience from 2018 through 2021 as well as subsequent actuarial reports. These include:

- A. The entry age normal actuarial cost method;
- B. An investment return rate of 6.75 percent;
- C. A five-year smoothed method for asset valuation;
- D. Generational mortality tables that take future life expectancy improvements into account;
- E. Expected average membership growth of 0.25 percent per year; and
- F. Other economic and demographic assumptions as described in the valuation.

Section 4. Each year, and in the event the SCERS Board of Administration should wish to change its actuarial assumptions and methods, the City requests that the Board consult with the Mayor and the City Council by the tenth day of July regarding the impacts of such changes on funding requirements, as described in Seattle Municipal Code subsection 4.36.550.A, to allow sufficient time to make budget preparations.

Section 5. The City will update its contribution rate to SCERS annually to a level not less than the actuarial required contribution for that year as determined by the most recent valuation. The City may elect to exceed the required contribution rate in any given year in the interest of funding stability or to amortize the system's unfunded liability in fewer than 30 years.

Section 6. Beginning with the January 1, 2013, Actuarial Valuation and thereafter, the amortization

period is closed and fixed. That is to say, the amortization rate should be sufficient to retire the system's unfunded liability over the period 2013-2042. Since closed amortizations can generate excessive contribution rate volatility in the second half of the period, the Council may consider re-opening the amortization period after 15 years. At any time, the SCERS Board and its actuary may recommend additional amortization layers and/or separate amortization periods for any new unfunded liabilities or surpluses generated after January 1, 2013.

Adopted by the City Council the _____ day of _____, 2024, and signed by
me in open session in authentication of its adoption this _____ day of _____, 2024.

President _____ of the City Council

The Mayor concurred the _____ day of _____, 2024.

Bruce A. Harrell, Mayor

Filed by me this _____ day of _____, 2024.

Scheereen Dedman, City Clerk

(Seal)

SUMMARY and FISCAL NOTE

Department:	Dept. Contact:	CBO Contact:
RET	Paige Alderete	Dave Hennes

1. BILL SUMMARY

Legislation Title: A RESOLUTION amending Resolution 31334; establishing the City Council's intent to fund the Seattle City Employees' Retirement System as informed by the January 1, 2024 Actuarial Study.

Summary and Background of the Legislation: Per Resolution 31334 the City has committed to appropriate annually sufficient funds to make contributions to the retirement system to a level not less than the actuarial required contribution for that year as determined by the most recent actuarial valuation of the retirement systems liabilities. This resolution provides City Council approval of the 2025 contribution rate in compliance with Resolution 31334. The combined contribution rate for 2025 will decrease from 24.12 percent to 24.00 percent. The City's portion of the combined contribution rate for 2025 will remain 15.17 percent of regular payroll into SCERS. This contribution rate is consistent with the recommendation of the SCERS Board of Administration as provided to the City Council under Seattle Municipal Code 4.36.505 A.

2. CAPITAL IMPROVEMENT PROGRAM

Does this legislation create, fund, or amend a CIP Project? ☐ Yes ☒ No

3. SUMMARY OF FINANCIAL IMPLICATIONS

Does this legislation have financial impacts to the City? ☐ Yes ☒ No
The 2025 contribution occurs through approval of the 2025 budget.

3.d. Other Impacts

Does the legislation have other financial impacts to The City of Seattle, including direct or indirect, one-time or ongoing costs, that are not included in Sections 3.a through 3.c? If so, please describe these financial impacts.

Approval of this contribution rate affirms the City's commitment in 2025 to fund the retirement system's pension liability per Resolution 31334.

If the legislation has costs, but they can be absorbed within existing operations, please describe how those costs can be absorbed. The description should clearly describe if the absorbed costs are achievable because the department had excess resources within their existing budget or if by absorbing these costs the department is deprioritizing other work that would have used these resources.

Please describe any financial costs or other impacts of *not* implementing the legislation.

Not implementing the full actuarially required contribution in 2025 would go against Council Resolution 31334, would place greater cost burden on the City and potentially members in future years to fund the pension system. Not meeting the required contribution would be reflected on the System's financial audit, valuation, and the City's ACFR.

4. OTHER IMPLICATIONS

a. Please describe how this legislation may affect any departments besides the originating department.

This legislation is the vehicle through which the SCERS Board conveys the updated actuarially required employer contribution rate to the Council as called for in Council Resolution 31334. The implementation of the rate change occurs through the adoption of the City's Budget Adoption Ordinance. The employer contribution rate approved with this Resolution, will affect all other City departmental budgets.

b. Does this legislation affect a piece of property? If yes, please attach a map and explain any impacts on the property. Please attach any Environmental Impact Statements, Determinations of Non-Significance, or other reports generated for this property.

No.

c. Please describe any perceived implication for the principles of the Race and Social Justice Initiative.

i. How does this legislation impact vulnerable or historically disadvantaged communities? How did you arrive at this conclusion? In your response please consider impacts within City government (employees, internal programs) as well as in the broader community.

No impact

ii. Please attach any Racial Equity Toolkits or other racial equity analyses in the development and/or assessment of the legislation.

N/A

iii. What is the Language Access Plan for any communications to the public?

N/A

d. Climate Change Implications

i. Emissions: How is this legislation likely to increase or decrease carbon emissions in a material way? Please attach any studies or other materials that were used to inform this response.

N/A

- ii. **Resiliency:** Will the action(s) proposed by this legislation increase or decrease Seattle's resiliency (or ability to adapt) to climate change in a material way? If so, explain. If it is likely to decrease resiliency in a material way, describe what will or could be done to mitigate the effects.

N/A

- e. **If this legislation includes a new initiative or a major programmatic expansion:** What are the specific long-term and measurable goal(s) of the program? How will this legislation help achieve the program's desired goal(s)? What mechanisms will be used to measure progress towards meeting those goals?

N/A

5. CHECKLIST

- ☐ Is a public hearing required?
- ☐ Is publication of notice with *The Daily Journal of Commerce* and/or *The Seattle Times* required?
- ☐ If this legislation changes spending and/or revenues for a fund, have you reviewed the relevant fund policies and determined that this legislation complies?
- ☐ Does this legislation create a non-utility CIP project that involves a shared financial commitment with a non-City partner agency or organization?

6. ATTACHMENTS

Summary Attachments: None.



Legislation Text

File #: Res 32151, **Version:** 1

CITY OF SEATTLE

RESOLUTION _____

A RESOLUTION approving interest rates set by the Seattle City Employees' Retirement System (SCERS) Board of Administration for 2025.

WHEREAS, the Seattle City Employees' Retirement System (SCERS) currently pays interest on employee contributions at an annual rate of 5.75 percent (compounded annually) for contributions made before December 31, 2011, and an annually changing rate based on an average yield on 30-year U.S. Treasury Bonds (also compounded annually) for employee contributions made after December 31, 2011; and

WHEREAS, Seattle Municipal Code Section 4.36.505 provides that "[n]othing in this Section 4.36.505 shall be construed to limit the right of the Board, subject to approval of the City Council, to make changes in rates of interest whenever the Board deems it necessary or advisable"; and

WHEREAS, the SCERS Board of Administration, at its July 11, 2024 meeting, voted to adjust the annual interest rate for 2025 on all contributions received after December 11, 2011 to 4.39 percent (compounded annually); and

WHEREAS, the SCERS Board intends to review and adjust this rate annually, based on market conditions;

NOW, THEREFORE,

BE IT RESOLVED BY THE CITY COUNCIL OF THE CITY OF SEATTLE, THE MAYOR

CONCURRING, THAT:

Section 1. The City Council approves the 2025 credit interest rate adopted by the SCERS Board of Administration of 4.39 percent (compounded annually) on all member contributions received after December 31, 2011. Member contributions received on or before December 31, 2011, will continue to accrue credit

interest at a rate of 5.75 percent (also compounded annually). These rates will apply at the beginning of the first full pay period of 2025.

Adopted by the City Council the _____ day of _____, 2024, and signed by me in open session in authentication of its adoption this _____ day of _____, 2024.

President _____ of the City Council

The Mayor concurred the _____ day of _____, 2024.

Bruce A. Harrell, Mayor

Filed by me this _____ day of _____, 2024.

Scheereen Dedman, City Clerk

(Seal)

SUMMARY and FISCAL NOTE

Department:	Dept. Contact:	CBO Contact:
RET	Paige Alderete	Dave Hennes

1. BILL SUMMARY

Legislation Title: A RESOLUTION approving interest rates set by the Seattle City Employees' Retirement System (SCERS) Board of Administration for 2025.

Summary and Background of the Legislation: Per Seattle Municipal Code 4.36.505.F, this resolution provides City Council approval of the 2025 interest rates on member contributions set by the SCERS Board of Administration.

Under the policy enacted by the SCERS Board, in 2025, contributions received on or before December 31, 2011 will earn 5.75% annual interest, compounded annually. Contributions received after that date will earn 4.39% interest, also compounded annually. The Board reviews and adjusts the post-2011 interest rates annually, based on a policy target of the average yield on 30-year U.S. Treasury Bonds for the immediately preceding June 1 to May 31 period.

2. CAPITAL IMPROVEMENT PROGRAM

Does this legislation create, fund, or amend a CIP Project? ☐ Yes ☒ No

3. SUMMARY OF FINANCIAL IMPLICATIONS

Does this legislation have financial impacts to the City? ☐ Yes ☒ No

3.d. Other Impacts

Does the legislation have other financial impacts to The City of Seattle, including direct or indirect, one-time or ongoing costs, that are not included in Sections 3.a through 3.c? If so, please describe these financial impacts.

This legislation has no direct financial implications for City appropriations, revenues, or positions. Interest rates for 2025 will grow member contribution balances. Resulting impacts get estimated along with other factors in the retirement system's periodic actuarial valuations.

If the legislation has costs, but they can be absorbed within existing operations, please describe how those costs can be absorbed. The description should clearly describe if the absorbed costs are achievable because the department had excess resources within their existing budget or if by absorbing these costs the department is deprioritizing other work that would have used these resources.

N/A

Please describe any financial costs or other impacts of *not* implementing the legislation.

The proposed change reflects an increase in market interest rates in the last year. Not implementing the legislation would not recognize the action taken by the SCERS Board of Administration or the practice of the last several years. Inaction would leave the rate at the 2024 level.

4. OTHER IMPLICATIONS

- a. Please describe how this legislation may affect any departments besides the originating department.**

This legislation affects all SCERS members, who are employed across the City but has no effect on departmental costs.

- b. Does this legislation affect a piece of property? If yes, please attach a map and explain any impacts on the property. Please attach any Environmental Impact Statements, Determinations of Non-Significance, or other reports generated for this property.**

No.

- c. Please describe any perceived implication for the principles of the Race and Social Justice Initiative.**

- i. How does this legislation impact vulnerable or historically disadvantaged communities? How did you arrive at this conclusion? In your response please consider impacts within City government (employees, internal programs) as well as in the broader community.**

No impact

- ii. Please attach any Racial Equity Toolkits or other racial equity analyses in the development and/or assessment of the legislation.**

N/A

- iii. What is the Language Access Plan for any communications to the public?**

N/A

- d. Climate Change Implications**

- i. Emissions: How is this legislation likely to increase or decrease carbon emissions in a material way? Please attach any studies or other materials that were used to inform this response.**

N/A

- ii. **Resiliency:** Will the action(s) proposed by this legislation increase or decrease Seattle's resiliency (or ability to adapt) to climate change in a material way? If so, explain. If it is likely to decrease resiliency in a material way, describe what will or could be done to mitigate the effects.

N/A

- e. **If this legislation includes a new initiative or a major programmatic expansion:** What are the specific long-term and measurable goal(s) of the program? How will this legislation help achieve the program's desired goal(s)? What mechanisms will be used to measure progress towards meeting those goals?

N/A

5. CHECKLIST

- ☐ Is a public hearing required?
- ☐ Is publication of notice with *The Daily Journal of Commerce* and/or *The Seattle Times* required?
- ☐ If this legislation changes spending and/or revenues for a fund, have you reviewed the relevant fund policies and determined that this legislation complies?
- ☐ Does this legislation create a non-utility CIP project that involves a shared financial commitment with a non-City partner agency or organization?

6. ATTACHMENTS

Summary Attachments: None.



Legislation Text

File #: Res 32152, **Version:** 1

CITY OF SEATTLE

RESOLUTION _____

A RESOLUTION relating to the spending plan for the proceeds of the Seattle transportation network company tax; amending Resolution 31914 to continue providing temporary flexibility on the use of tax proceeds. WHEREAS, in 2019, The City of Seattle began taxing transportation network companies (TNCs) for rides that

took place in Seattle. TNCs provide application dispatch services that allow passengers to directly request the dispatch of drivers via the internet using mobile interfaces such as smartphone application; and

WHEREAS, also in 2019, the City Council passed Resolution 31914, which outlined the uses of TNC tax proceeds, including for a TNC Driver Resource Center, low-income housing, and transportation including transit; and

WHEREAS, in 2022, the Washington state legislature adopted Engrossed Substitute House Bill 2076, which creates a state TNC tax and preempts the City from enforcing the TNC Driver Minimum Compensation and TNC Driver Deactivation Rights Ordinances starting on January 1, 2023; and

WHEREAS, the COVID-19 public health emergency adversely affected the City's revenue collections including transportation revenues such as commercial parking tax; and

WHEREAS, the City's expenditure growth has outpaced revenues and inflation, creating a structural budget gap between projected General Fund revenues and expenditures; and

WHEREAS, the Mayor and City Council wish to address the funding gap by temporarily continuing expanded uses of TNC tax proceeds to include other General Fund activities; NOW, THEREFORE,

BE IT RESOLVED BY THE CITY COUNCIL OF THE CITY OF SEATTLE, THE MAYOR

CONCURRING, THAT:

Section 1. Resolution 31914, last amended by Ordinance 126719, is amended as follows:

Section 1. **Spending Plan.** The City shall use the proceeds of the transportation network company (TNC) tax imposed by Chapter 5.39 of the Seattle Municipal Code to accelerate affordable housing production for low-wage workers and their families at locations that are within the frequent transit network, make investments in transportation, including transit, and provide for workplace protections. Eligible expenditures include:

A. Funding of the administration of the TNC tax and regulations related to TNC drivers up to \$2,000,000 in the first year and up to \$1,500,000 in the second, third, and fourth years. Beginning in year five, this amount may increase each year, subject to appropriations, to reflect the cost of administering the TNC tax and regulations.

* * *

Section 4. Notwithstanding contrary provisions in this resolution, in the ~~((2023 and))~~ 2024, 2025, and 2026 budget for The City of Seattle, TNC tax revenues may be used as follows:

A. Funding of the administration of the TNC tax and regulations related to TNCs up to five percent of the annual anticipated revenues from the TNC tax.

B. After administrative costs related to the tax and regulations related to TNCs as described in subsection 4.A of this resolution, the remainder of revenue collected shall be used to make investments in transportation, including transit, and to support other City General Fund activities.

C. Consistent with Washington Chapter 281, Laws of 2022, which creates a state level Transportation Network Company tax and preempts the City from enforcing the TNC Driver Minimum Compensation and TNC Driver Deactivation Rights Ordinances starting on January 1, 2023, no City funds shall be used for enforcing the TNC Driver Minimum Compensation and TNC Driver Deactivation Rights Ordinances.

* * *

Adopted by the City Council the _____ day of _____, 2024, and signed by
me in open session in authentication of its adoption this _____ day of _____, 2024.

President _____ of the City Council

The Mayor concurred the _____ day of _____, 2024.

Bruce A. Harrell, Mayor

Filed by me this _____ day of _____, 2024.

Scheereen Dedman, City Clerk

(Seal)

SUMMARY and FISCAL NOTE

Department:	Dept. Contact:	CBO Contact:
City Budget Office		Adam Schaefer

1. BILL SUMMARY

Legislation Title: A RESOLUTION relating to the spending plan for the proceeds of the Seattle transportation network company tax; amending Resolution 31914 to continue providing temporary flexibility on the use of tax proceeds.

Summary and Background of the Legislation: In 2019, the City of Seattle began taxing transportation network companies (TNCs) for rides that take place in Seattle. TNCs provide application dispatch services that allow passengers to directly request the dispatch of drivers via the internet using mobile interfaces such as smartphone application. Examples of these companies operating in Seattle include Uber and Lyft.

As part of the legislative package establishing this tax, the City Council passed Resolution 31914, which outlined how the proceeds of the TNC tax were to be spent, including for a Driver Resource Center that mediated disputes between drivers and the TNCs, and for low-income housing, and transportation investments including transit. Resolution 31914 also included oversight and accountability provisions for the transportation related investments.

In 2022, the Washington state legislature passed Engrossed Substitute House Bill 2076, ESHB 2076 which creates a state level Transportation Network Company tax and preempts the City from enforcing the TNC Driver Minimum Compensation and TNC Driver Deactivation Rights Ordinances starting on January 1, 2023. In 2020, the Seattle City Council passed the JumpStart Payroll Expense Tax, which allows tens of millions of dollars of new investments in low-income housing in Seattle.

Because of state preemption of City's TNC driver regulations and minimum compensation and benefits for drivers regulations, and because of a new, more vigorous funding source for low-income housing, and because of a long-term structural problem with the City's General Fund budget, which relies on revenue sources that have been stagnant or shrinking in recent years (particularly in the Seattle Department of Transportation due to declining commercial parking tax revenues), this resolution temporarily broadens the use of TNC tax revenues for transportation, including transit investments, and other General Fund purposes after accounting for the administration of the tax.

2. CAPITAL IMPROVEMENT PROGRAM

Does this legislation create, fund, or amend a CIP Project?

☐ Yes ☒ No

3. SUMMARY OF FINANCIAL IMPLICATIONS

Does this legislation have financial impacts to the City?

☐ Yes ☒ No

3.d. Other Impacts

Does the legislation have other financial impacts to The City of Seattle, including direct or indirect, one-time or ongoing costs, that are not included in Sections 3.a through 3.c? If so, please describe these financial impacts.

The legislation acknowledges a different legal and financial landscape from when the TNC tax revenue spending plan was initially adopted in 2019. This resolution temporarily allows for more uses of a more limited revenue stream than the original spend plan.

If the legislation has costs, but they can be absorbed within existing operations, please describe how those costs can be absorbed. The description should clearly describe if the absorbed costs are achievable because the department had excess resources within their existing budget or if by absorbing these costs the department is deprioritizing other work that would have used these resources.

N/A

Please describe any financial costs or other impacts of *not* implementing the legislation.

The legislation provides temporary flexibility to use a limited funding source considering a very different legal and budgetary landscape from when the original spending plan was adopted in 2019.

4. OTHER IMPLICATIONS

a. Please describe how this legislation may affect any departments besides the originating department.

The Office of City Finance administers the TNC tax and the proceeds of the tax will be available to fund transportation investments as well as other City activities that rely on General Fund dollars.

b. Does this legislation affect a piece of property? If yes, please attach a map and explain any impacts on the property. Please attach any Environmental Impact Statements, Determinations of Non-Significance, or other reports generated for this property.

No.

c. Please describe any perceived implication for the principles of the Race and Social Justice Initiative.

i. How does this legislation impact vulnerable or historically disadvantaged communities? How did you arrive at this conclusion? In your response please consider impacts within City government (employees, internal programs) as well as in the broader community.

N/A

- ii. **Please attach any Racial Equity Toolkits or other racial equity analyses in the development and/or assessment of the legislation.**

N/A

- iii. **What is the Language Access Plan for any communications to the public?**

N/A

d. Climate Change Implications

- i. **Emissions: How is this legislation likely to increase or decrease carbon emissions in a material way? Please attach any studies or other materials that were used to inform this response.**

N/A

- ii. **Resiliency: Will the action(s) proposed by this legislation increase or decrease Seattle's resiliency (or ability to adapt) to climate change in a material way? If so, explain. If it is likely to decrease resiliency in a material way, describe what will or could be done to mitigate the effects.**

N/A

- e. **If this legislation includes a new initiative or a major programmatic expansion: What are the specific long-term and measurable goal(s) of the program? How will this legislation help achieve the program's desired goal(s)? What mechanisms will be used to measure progress towards meeting those goals?**

N/A

5. CHECKLIST

- ☐ **Is a public hearing required?**
- ☐ **Is publication of notice with *The Daily Journal of Commerce* and/or *The Seattle Times* required?**
- ☐ **If this legislation changes spending and/or revenues for a fund, have you reviewed the relevant fund policies and determined that this legislation complies?**
- ☐ **Does this legislation create a non-utility CIP project that involves a shared financial commitment with a non-City partner agency or organization?**

6. ATTACHMENTS

Summary Attachments: None.



Legislation Text

File #: CF 314537, **Version:** 1

2025 - 2026 Proposed Budget.

CITY OF
Seattle, Washington

**2025-2026
Proposed Budget**



PRINTED ON RECYCLED PAPER

In response to the Americans with Disabilities Act (ADA), material from the budget is available in alternative formats and languages. To make a request, or for more information, please call the City Budget Office at (206) 615-1962.

CITY OF SEATTLE
2025-2026 Proposed Budget
Mayor Bruce Harrell

City Budget Office

Dan Eder, Interim Director
Jeanette Blankenship, Deputy Director
Leah Tivoli, Director, Innovation & Performance

Budget Leads:

Jennifer Devore	Lisa Gaccione	Dave Hennes	Janis Jordan	Daniel Kirk	Zack Kuentz	Saroja Reddy
-----------------	---------------	-------------	--------------	-------------	-------------	--------------

Stephen Barham	Andrew Dziedzic	Julia Juarez-Kostelnik	Greg Shiring
Laura Bet	Loida Erhard	Sawyer Junger	Paige St. George
Aaron Blumenthal	Nicole Evans	Elise Kalstad	Linda Taylor-Manning
Jennifer Breeze	Shino Fibbs	Ramandeep Kaur	Jaclyn Tsiang
Sarah Burtner	Candice Foote	Alan Lee	Nick Tucker
Lorine Cheung	Justin Hellier	Tim Morrison	Caleb Wagenaar
Matt Courtois	Madeliene Hernandez	Christie Parker	Kenneth Wong
Geoffrey Detweiler	Akshay Iyengar	Alex Rouse	Michael Wypyszinski
Kailani DeVille	Miguel Jimenez	Joseph Russell	Alexandria Zhang
Long Dinh	Alena Johnson	Adam Schaefer	

City of Seattle 2025-2026 Proposed Budget

Table of Contents

Introduction

Introduction and Budget Process	6
Reader's Guide.....	8
City Organizational Chart	11
Budget Process Diagram	12
2025-2026 Proposed Budget Summary	13
Race and Social Justice Initiative in the Budget	21
Expenditure Summary Charts and Tables	37
General Fund Revenue Overview	41
Multi-Department Revenue Summary	54
City Fiscal Reserve Funds	61
City Bond Issuance and Debt Service	63
Selected Financial Policies	66

Arts, Culture & Recreation

Arts and Culture, Office of	69
Parks and Recreation, Department of	82
Seattle Center	115
The Seattle Public Library	136

Education & Human Services

Education and Early Learning, Department of	151
Human Services Department	164

Livable & Inclusive Communities

Civil Rights, Seattle Office for	195
Construction and Inspections, Seattle Department of	202
Economic Development, Office of	226
Hearing Examiner, Office of	237
Housing, Office of	242
Immigrant and Refugee Affairs, Office of	259
Labor Standards, Office of	264
Neighborhoods, Department of	273
Planning and Community Development, Office of	289

Public Safety

Community Police Commission, Office of the	299
Community Assisted Response & Engagement	303
Emergency Management, Office of	309
Seattle Fire Department	315
Firefighters Pension	328
Inspector General, Office of the	334
Law Department	338
Seattle Municipal Court	346

Seattle Police Department.....	356
Police Relief and Pension.....	378

Utilities, Transportation & Environment

Seattle City Light	384
Seattle Public Utilities	403
Transportation, Seattle Department of	431
Sustainability and Environment, Office of	471

Administration

City Auditor, Office of the	481
City Budget Office	485
Civil Service Commissions	490
Economic and Revenue Forecasts, Office of.....	495
Employee Ombud, Office of the	498
Employees' Retirement System	502
Ethics and Elections Commission.....	508
Finance and Administrative Services, Department of.....	514
Finance General	582
Human Resources, Seattle Department of	599
Information Technology Department, Seattle.....	615
Intergovernmental Relations, Office of	641
Legislative Department.....	646
Mayor, Office of the.....	654

Appendix

Summary of Position and Full-Time Equivalent (FTE) Changes by Department	656
Financial Plans	659
Cost Allocation	722
Debt Service.....	723
Glossary	733

Introduction

The City of Seattle and its more than 13,000 employees build and maintain infrastructure, provide utility service, support the needs of the city's residents, and create recreational, cultural, and other enriching opportunities. In providing excellent service, these employees use and maintain dozens of city-owned properties, a fleet of vehicles ranging from fire trucks to golf carts, and equipment and facilities necessary to complete the City's mission.

Budgeting for a large organization with many functions is a crucial and complex process. In order to produce a balanced budget the City relies upon solid forecasts incorporating items which are constantly changing (such as the price of fuel), analyzing economic activity (as it impacts tax revenues, among other budgetary components), and evaluating demand for services (from electric and water utility service, to parking meters, and access to parks/library services).

City of Seattle Budget Process

In its simplest terms, the City budget is proposed by the Mayor (Executive), checked for compliance with the law (City Attorney), and amended and passed by the City Council (Legislative) before returning to the Mayor for their approval and signature.

The City of Seattle utilizes a modified biennial (two-year) budget process in which the City Council approves funding for year one while endorsing the amounts for year two. This document presents proposed budgets for 2025 and 2026.

The budget itself is composed of two main documents: the operating budget and the capital improvement program (CIP) budget. The operating budget is primarily composed of expenditures required by the City to deliver the day-to-day array of City services. The CIP budget consists of large expenditures on infrastructure and other capital projects.

Charts summarizing the City's budget process and organization can be found at the end of this section.

Budget Preparation

The City's budgeting process begins early each year as departments assess needs and budget forecasters work to estimate revenues and costs. Operating budget preparation is based on the establishment of a current services or "baseline" budget. Current service levels are analyzed to determine the cost of continuing programs and services the City provided in the previous year, in addition to previous commitments that will affect costs in the next year, as well as labor agreements and changes in health care and insurance.

During this process, the Office of Economic and Revenue Forecasts (OERF), in conjunction with the City Budget Office (CBO) updates and compares the revenue forecasts utilized in the 2025-2026 proposed budget relative to current economic conditions in order to determine if the proposed biennial budget is in balance. In addition, costs to maintain current service levels are updated based on factors such as inflation and compared to the revised revenue forecast. If revenues are not sufficient to cover the cost of current services, the City must identify changes to close the gap – either through reductions or increased revenues or a combination of both. If the revenue forecast shows that additional resources are available,

Introduction & Budget Process

then the budget process identifies new or expanded programs to meet the evolving demands for City services. Regardless, the City is required by state law to prepare a balanced budget.

Annually, CBO provides guidance to departments regarding budget submissions in early spring. In early June, CBO receives departmental operating budget and CIP submittals, including all position (employee) changes. Mayoral review and evaluation of department submittals takes place through the end of August. CBO, in conjunction with individual departments, then finalizes the operating and CIP budgets.

In late September, the Mayor submits the proposed budget and CIP to the City Council. In addition to the budget documents, CBO prepares supporting legislation and other related documents.

The City Council then conducts public hearings and holds committee meetings in open session to discuss budget requests with department representatives and CBO staff. Councilmembers then recommend specific budget actions for consideration by their colleagues.

During the budget review process, the City Council may choose to explain its budget actions further by developing statements of legislative intent and budget guidance statements for future budget action. Intent statements describe the Council's expectations in making budget decisions and generally require affected departments to report back to the City Council on results.

After completing the public hearing and deliberative processes the City Council votes to adopt the budget, incorporating its desired budget changes, in late November. The Mayor can choose to approve the Council's budget, veto it, or let it become law without mayoral signature. The Mayor must veto the entire budget or none of it, as there is no line-item veto in Seattle. Copies of budget documents are available for public inspection at the CBO offices, at the Seattle Public Library, and on the Internet at <http://www.seattle.gov/budget>.

During the year, the City may have a need to change the adopted budget to respond to evolving needs. The City makes such changes through supplemental budget appropriation ordinances. A majority of the City Council may, by ordinance, eliminate, decrease, or re-appropriate any unspent appropriations during the year. The City Council, generally with a three-fourths vote, may also increase appropriations from available money to meet necessary expenditures that were not foreseeable earlier. Additional unforeseeable appropriations related to settlement of claims, emergency conditions, or laws enacted since passage of the annual operating budget ordinance require approval by a two-thirds vote of the City Council. Absent such changes, departments are legally required to stay within their annual budget appropriation.

Reader's Guide

This reader's guide describes the structure of the budget book and outlines its content. The budget book is designed to present budget information in an accessible and transparent manner – the way decision-makers consider the various proposals. It is designed to help residents, media, and City officials more easily understand and participate in the budget deliberations.

A companion document, the 2025-2030 Proposed Capital Improvement Program (CIP), identifies expenditures and fund sources associated with the development and rehabilitation of major City facilities/infrastructure, such as streets, parks, utilities, and buildings over the next six years. The CIP also shows the City's financial contribution to projects owned and operated by other jurisdictions or institutions. The CIP fulfills the budgeting and financial requirements of the Capital Facilities Element of Seattle's Comprehensive Plan by providing detailed information on the capacity impact of new and improved capital facilities.

The 2025-2026 Proposed Budget and 2025-2030 Proposed CIP can also be found online at the City Budget Office's webpage. In addition to PDF files containing the Proposed Budget and Proposed CIP, the site contains department-customized expenditures and revenues.

The 2025-2026 Proposed Budget

This document is a description of the proposed spending plan for 2025. It contains the following elements:

- **Proposed Budget Executive Summary** – A narrative describing the current economy, highlighting key factors relevant in developing the budget document, and how the document addresses the Mayor's priorities;
- **Summary Tables** – a set of tables that inventory and summarize expected revenues and spending for 2025;
- **General Fund Revenue Overview** – a narrative describing the City's General Fund revenues, or those revenues available to support general government purposes, and the factors affecting the level of resources available to support City spending;
- **Selected Financial Policies** – a description of the policies that govern the City's approach to revenue estimation, debt management, expenditure projections, maintenance of fund balances, and other financial responsibilities;
- **Departmental Budgets** – City department-level descriptions of significant policy and program changes from the 2024 Adopted Budget, the services provided, and the spending levels proposed to attain these results;
- **Appendix** – an array of supporting documents including long-range financial plans, summary of cost allocation factors for internal City services; a summary of position changes by department contained in the 2025 Proposed Budget; and a glossary.

Reader's Guide

Departmental Budget Pages: A Closer Look

The budget presentations for individual City departments (including offices, boards, and commissions) constitute the heart of this document. They are organized alphabetically within seven functional clusters:

- Arts, Culture, & Recreation;
- Education & Human Services;
- Livable and Inclusive Communities;
- Public Safety;
- Utilities, Transportation & Environment; and
- Administration.

Each cluster comprises several departments sharing a related functional focus, as shown on the organizational chart following this reader's guide. Departments are composed of one or more budget control levels, which in turn may be composed of one or more programs. Budget control levels are the level at which the City Council makes appropriations.

As indicated, the proposed budget appropriations are presented in this document by department, budget summary level, and program. At the department level, the reader will also see references to the underlying fund sources (General Fund and Other) for the department's budgeted resources. The City accounts for all of its revenues and expenditures according to a system of funds. In general, funds are established to account for specific revenues and permitted expenditures associated with those revenues. For example, the City's share of motor fuel taxes must be spent on road-related transportation activities and projects, and are accounted for in a fund in the Transportation Fund. Other revenues without statutory restrictions, such as sales and property taxes (except voter-approved property taxes), are available for general purposes and are accounted for in the City's General Fund. For many departments, such as the Seattle Department of Transportation, several funds, including the General Fund, provide the resources and account for the expenditures of the department. For several other departments, the General Fund is the sole source of available resources.

Reader's Guide

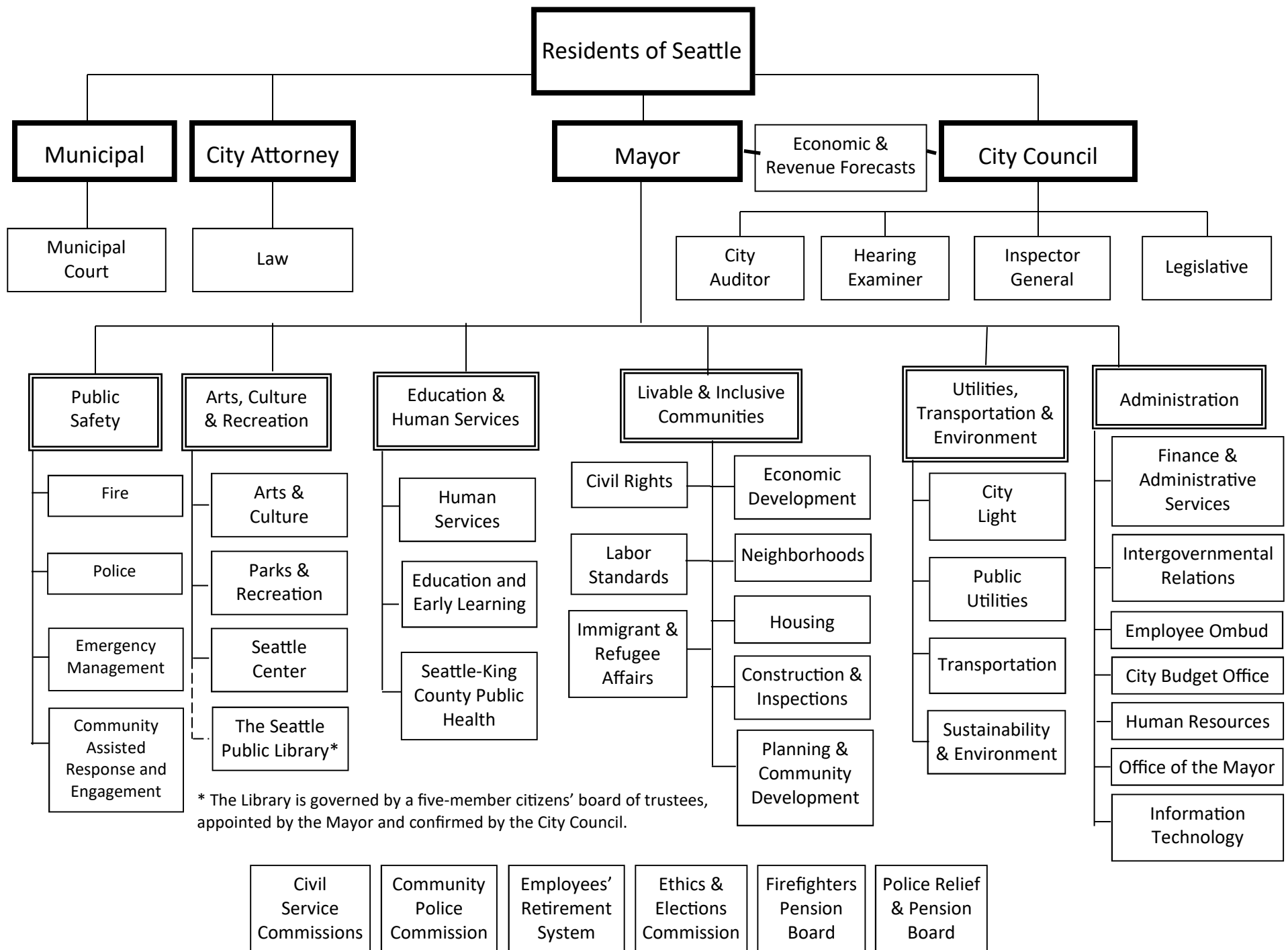
Budget Presentations

Most department-level budget presentations begin with information on how to contact the department. The department-level budget presentation then goes on to provide a general overview of the department's responsibilities and functions within City government, as well as a summary of the department's overall budget. A narrative description of the issues impacting the department's 2025-2026 Proposed Budget then follows. The next section of the department-level budget presentation provides a numerical and descriptive summary of all of the incremental budget changes included in the 2025-2026 Proposed Budget, along with a discussion of the anticipated operational and service-level changes that will result. The department-level budget presentation concludes with summary level tables that describe the department's overall expenditures and revenues by type as well as by budget control level and program. All department, budget control, and program level budget presentations include a table summarizing historical and adopted expenditures, as well as proposed appropriations for 2025-2026.

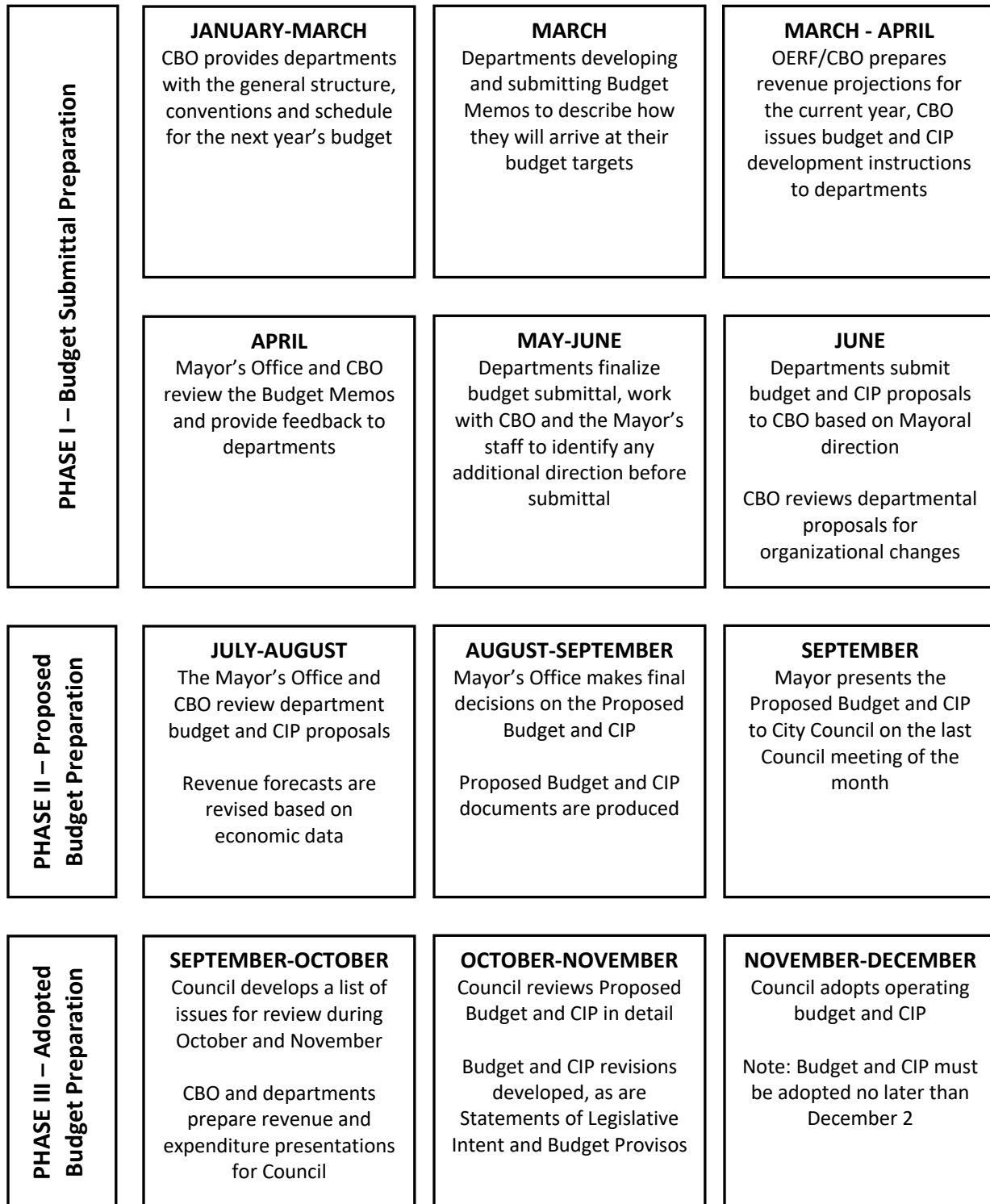
A list of all position changes proposed in the budget has been compiled in the appendix. Position modifications include eliminations, additions, reclassifications, and status changes (such as a change from part-time to full-time status), as well as adjustments to departmental head counts that result from transfers of positions between departments.

For information purposes only, an estimate of the number of staff positions to be funded under the 2025-2026 Proposed Budget appears in the departmental sections of the document at each of the three levels of detail: department, budget control, and program. These figures refer to regular, permanent staff positions (as opposed to temporary or intermittent positions) and are expressed in terms of full-time equivalent employees (FTEs). In addition to changes that occur as part of the budget document, changes may be authorized by the City Council or the Human Resources Director throughout the year, and these changes may not be reflected in the estimate of staff positions presented for 2025-2026. These changes are summarized in the appendix.

Where relevant, departmental sections include a statement of projected revenues for the years 2025 through 2026.



Budget Process Diagram



2025-2026 Proposed Budget Summary

Introduction

Mayor Bruce A. Harrell's 2025-2026 Proposed Budget is balanced and makes strategic investments in the future of Seattle within a context of continuing economic challenges stemming from high inflation and slowed growth. The proposed budget invests in actions to address our City's most urgent needs, get the basics right, and focus on our responsibilities. This budget aims to support our most vulnerable community members, and it makes investments in the Mayor's key priority areas: public safety, housing and homelessness, health, and thriving communities. These investments require greater financial flexibility and accountability as discussed below.

The City operates on a modified-biennial budget cycle, and this year the Mayor is proposing two one-year spending proposals. The proposed budget for 2025 includes approximately \$8.3 billion in appropriations overall, including \$1.9 billion in General Fund and \$520 million in JumpStart Payroll Expense Tax (payroll tax).

In the 2024 Adopted Budget, the City's General Fund – the most flexible funding source – estimated a looming projected 2025 deficit of \$251 million or about 15 percent. The projected deficit was due to a number of factors, including General Fund revenues growing slower than the rate of growth for general government costs, the end of significant one-time federal Covid relief grants, and a plan to begin using all of the Payroll Expense Tax revenues to pay for restricted purposes rather than for ongoing general government purposes.

Each year since enacting the payroll tax in 2020, the City has balanced the General Fund using a “temporary” allocation of payroll tax revenues. Each of these decisions was made for a one-year period, with the assumption that the payroll tax would no longer be used for this purpose in the following year.

The proposed budget reflects the hard choices made by the Mayor to meet the City's legal obligation to adopt a balanced budget.

- The Mayor took immediate steps to save costs, examined City services and spending holistically, favored maintaining core municipal functions over other functions, and prioritized public-facing services over internal administrative functions.
- The proposed budget makes reductions to spending, including targeted layoffs of City employees as needed to achieve a balanced budget.
- Finally, proposed structural changes to the payroll tax will allow the City to use existing revenues more flexibly. The approach is consistent with City spending commitments when it enacted the payroll tax. Actual revenues and forecasts of future payroll tax revenues are both significantly higher than earlier forecasts. The City can avoid making additional reductions to critical municipal services for those who live, work, and visit Seattle by making the “extra” payroll tax revenues available to the General Fund. The proposed budget also creates and funds a new reserve that will provide policy makers better options to respond to future changes in the inherently volatile payroll tax.

Even though it was a difficult budget year, the proposed budget was able to preserve critical public-facing programs and investments.

- We maintained public safety services the City Charter identifies as the City government’s primary obligation (police, fire, and emergency medical services).
- Overall City spending on affordable housing investments is higher than in 2024 or any other year in Seattle’s history; and overall spending on the Equitable Development Initiative also increases to the highest level ever.
- The proposed budget includes funding that avoids closing approximately 300 shelter beds at risk of closure since funding was with one-time sources such as federal Covid relief (which is no longer available).
- Similarly, there are no reductions in libraries hours, no reductions in community center hours, no reductions to community service center hours or services, no reductions to support for senior centers, and no reductions to core parks services.
- The proposed budget maintains longstanding financial policies related to General Fund reserves (Emergency Fund and Revenue Stabilization Fund) and fully funds all reserve payment obligations.

Economy and Revenue

Despite the Federal Reserve keeping interest rates high, the U.S. economy showed notable resilience and growth in the first half of 2024. Since then, the labor market has cooled, with Seattle’s employment growth, unfortunately, trailing the nation. The regional forecast projects growth of only 0.7% in 2024, down from 1.9% expected in March. At the same time, inflation has shown more satisfactory progress towards the Federal Reserve’s 2% inflation target. Paired with signs of slowing employment growth, economic forecasters now anticipate rate cuts by the Federal Reserve through the end of 2024 and beyond.

Most of the uncertainty and downside economic risks for the nation and the Puget Sound region are now tied to the path of the labor market rather than inflation. Employment growth in Seattle has been mixed with gains in some sectors largely offset by declines in the trade (tech) and information sectors. Moreover, the City continues to struggle under reduced demand for office space and elevated vacancy rates, which are affecting economic and revenue growth in the City. Current high interest rates, employees’ slow return to the office, and slowing employment growth have led to uncertainty surrounding construction and real estate activity. However, like the nation, the regional economy is still likely to avoid a recession as there is currently no expectation of overall net job loss and employment is expected to grow modestly even as hiring slows.

Despite the uncertainties, the economy and the City’s General Fund revenues are projected to grow throughout the 2025-2026 biennium, though at a slower pace than previously anticipated. The City’s August forecast projects Property, Sales and Business & Occupations tax growth for 2024 compared to 2023 actuals received at 0.7% compared to 1.1% in the April forecast. General Fund revenues without grants and internal transfers are projected to increase 1.8%, 2.3% and 4.3% year-over-year in 2024, 2025 and 2026 respectively, which is good news given falling inflation and the low likelihood of recession. More good news is that Payroll Expense tax revenues are anticipated to increase significantly year-over-year across the biennium at 28%, 6% and 5 % for 2024, 2025 and 2026 respectively. And even with the uncertain situation related to commercial building valuations due to high vacancy rates, Real Estate

Excise taxes are expected to grow from their recent low of \$47.9 million in 2023, steadily to about \$80 million in 2026.

Actions to Balance the General Fund

The Mayor took several important steps to fulfill the City's legal obligation to arrive at a balanced budget. These included early actions in 2024, a proposal to amend the payroll tax fund policies, and difficult decisions about how to reduce General Fund expenditures.

Early Actions:

Mayor Harrell took actions in early 2024 to maintain a balanced budget for the current year as well as to address the projected 2025-2026 General Fund deficit. These measures included instituting a hiring freeze on most non-public safety, civilian positions. The hiring freeze will continue through the end of 2024 and is estimated to save a total of \$75 million (\$19 million General Fund and \$56 million from other funds). The Mayor also worked cooperatively with the City's labor partners to right-size the balances in internally managed health care funds; this saved an estimated \$53.3 million (\$22.3 million General Fund and \$31.0 million other funds).

Reductions, Restructures, and Layoffs

In order to address the projected deficit, the Mayor's team examined all City spending with an eye to maintaining core services. Whenever possible, the proposed budget minimized reductions to direct services to the public. One strategy used in the proposed budget is reductions in several City grant programs that are inherently scalable while investing in areas with opportunities to leverage external grants.

Another cost saving strategy was to reduce programs and then right-sizing staffing accordingly. An example of leveraging external partnerships is seen with the Heavy-Duty Electric Truck incentives pilot in the Office of Sustainability and Environment. The pilot, launched in 2023 in the Duwamish Valley, will fund point of sale rebates for new electric trucks, buses, or vans. The goal is to incentivize deployment of electric heavy-duty vehicles while addressing cost barriers and reducing harmful diesel pollution in highly exposed communities. The pilot led to new engagement and investment from other Port of Seattle-affiliated organizations, and we expect that external partners will scale up the program with state and federal resources. Of the original \$1 million in ongoing allocation for this program, OSE will retain \$100,000 for ongoing transportation electrification policy and planning.

The proposed budget reduces (but preserves) a number of City grant programs. Those include reductions to the Neighborhood Matching Fund in the Department of Neighborhoods, the Business Outreach Education Fund and the Community Outreach Education Fund in the Office of Labor Standards, the Technology Matching Fund in the Seattle Information Technology Department, and Community Alternatives to Incarceration & Policing in the Office for Civil Rights.

The significant structural deficit in the General Fund meant that it was simply not possible to avoid reducing some programs. Those reductions resulted in proposed layoffs of some City workers. To minimize reductions that affect core services for the public, the proposed budget includes reductions to some internal services to City departments.

The proposed budget eliminates funding for 159 authorized positions. Due in part to the Mayor's 2024 hiring freeze, more than half of those positions were not filled. However, the position reductions include 76 proposed layoffs. Nearly two-thirds (48 of 76) are in internal services departments (Seattle Information Technology Department, Human Resources Department, and the Department of Finance and Administrative Services); the work of internal service departments primarily supports the City's "behind the scenes" business functions rather than providing services directly to the public. The next largest tranche (17 of 76) is in the Seattle Department of Construction and Inspections; there is less permit review work (and less permit fee revenues) due to a declining number of permits and changes in permitting requirements (e.g., eliminating design review for affordable housing).

In addition, the proposed budget for the Seattle Department Transportation (SDOT) assumes no ongoing revenues from a new transportation levy that will be decided on by voters in November 2024. Funding levels in the proposed budget for 2025 and 2026 are reflective of current law and expiration of the Levy to Move Seattle at the end of this year. With fewer financial resources available, SDOT's proposed budget focuses on capital project delivery for existing work and commitments made in the levy. Less funding is available for maintenance and preservation of assets (roads, bridges, transit, pedestrian and bike facilities), and the proposed budget defers investments in innovations and system enhancements. Passage of a new levy would require major adjustments to the proposed budget that may include the restoration of programs or projects with reduced funding in this budget. If voters approve a new transportation levy in November 2024, the Executive intends to prepare a package of changes for Council to consider as amendments that could be included in the City's adopted budget.

Payroll Tax Amendments

The proposed budget makes changes to the payroll tax that allow the City to fund its core functions and Charter responsibilities. Specifically, the proposed budget uses payroll tax to support critical General Fund obligations (like police, parks, fire, transportation, etc.), adds new payroll tax funding for youth mental health investments and youth violence interventions, and maintains consistent allocations for the original payroll tax spending categories. The proposed budget also eliminates the rigid percentages for allocating the payroll tax revenues. Finally, the changes create and fund a new reserve to blunt the impact of potential future downturns in payroll tax revenues.

When the City enacted the payroll tax, it was projected to result in \$219 million of new revenues; and it committed to spend those funds on five categories: \$136 million (62 percent) on affordable housing; \$33 million (15 percent) on economic development; \$20 million (9 percent) on the Equitable Development Initiative; \$20 million on Green New Deal investments; and \$11 million on administration of the tax.

The proposed budget spends \$520 million of payroll tax revenues in 2025. This is more than the projected forecast for 2025 of \$430 million in revenue because it also includes an additional \$90 million in one-time payroll tax revenues. Compared to the original forecast, proposed payroll tax spending is more than double the \$219 million that the City originally anticipated spending. The proposed budget increases the spending on all of the prescribed initiatives compared to this benchmark, and it uses the unanticipated ongoing and one-time payroll expense tax revenues in more flexible ways.

The proposed budget includes using the payroll tax on a broader number of priorities, including \$287 million to support General Fund spending. This leaves \$233.25 million for the original spending categories (an increase over the \$219 million from the original spending plan). The proposed budget

dedicates \$19.25 million for youth mental health and youth violence interventions (coupled with an additional \$12.5 million in the base budget of the Human Services Department for the same purposes) and then allocates the remaining \$214 million using the same percentages as the original spend plan. As described earlier, the proposed budget includes additional funding from other sources to increase overall investments in affordable housing and the Equitable Development Initiative to historically high levels.

The proposed budget also creates an important new reserve that allow the City to address inherent volatility in the payroll expense tax. Specifically, it establishes and funds an approximately \$40 million reserve that the City can tap in the event that payroll tax revenues slip below current forecasts. Tax revenues have been volatile in the few years. As noted by the Office of Economic and Revenue Forecasts, payroll tax revenues are heavily influenced by fluctuations in the stock market (since the payroll base is tied to stock performance); and volatility also naturally applies to any tax paid by a relatively small number of taxpayers.

Unanticipated or Significant Cost Pressures

Citywide Central Costs

A key component of the annual budget process is to assess the cost of providing services internally to City departments such as Information Technology, fleet and fuel, facility maintenance, financial services/payroll, and human resources. Costs to provide these services are recouped through chargebacks to other City departments. In 2025, these costs are projected to increase by \$23 million for all funds (\$21 million for the General Fund; and \$2 million, net, for other funds). These increases include Citywide costs for enterprise software licenses, cybersecurity, fleet replacement and maintenance, as well as anticipated fuel and utility costs.

Judgment and Claims

The City continues to face rising costs associated with civil claims and litigation, driven by several extraordinary, high-cost cases and a nationwide trend of increasingly expensive settlements and judgments. The increase of \$10 million General Fund in the 2025 Proposed Budget over 2024 Adopted Budget levels reflects the need to meet these higher-than-anticipated expenses.

Labor Contracts

In 2023 and 2024, the City ratified multi-year labor agreements with the Coalition of City Unions, the Seattle Police Officers Guild, and other labor partners. A large share of the City's General Fund budget is spent on labor (about 53% percent). These labor agreements therefore increased the City's cost of doing business. Nonetheless, it was critically important to get a fair labor deal for City employees. Municipal governments across the country are facing a worker shortage. It was important both to the Mayor and to Councilmembers that the City continues to provide crucial services; both the Mayor and Councilmembers also recognize that this cannot happen without work that is done by the hardworking City of Seattle employees. Our approach continues to be rooted in our values that every worker deserves a living wage and our gratitude for City employees and the service they provide to Seattle neighbors.

Mayoral Priorities

The proposed budget balanced resources in order to make new investments in four of the Mayor's priority spending areas: public safety, housing and homelessness, health, and thriving communities. The proposed budget makes significant new investments in each of these categories.

Public safety

The multi-department Unified Care Team (UCT) brings together more than a dozen City departments and partners for a coordinated, strategic, and data-driven approach to ensuring Seattle's public spaces, sidewalks, and streets remain open and accessible to all. Until this year, the UCT was funded only on weekdays. The proposed budget includes funding to expand the UCT's work to seven days a week with weekend work focused on "hot spots."

The proposed budget provides ongoing funding for programs that were started in 2024, including:

- Continued Seattle Police Department emphasis patrols where crime is concentrated to ensure that the region's center of commerce, culture, and tourism continues to be as safe and inviting as possible.
- Funding both for additional firefighter recruits and additional paramedic trainees in 2025 and 2026 to allow the Seattle Fire Department to address significant vacancies.
- The first full year of the Community Assisted Response and Engagement (CARE) Department's expanded CARE Response Teams, allowing these teams to be deployed to neighborhoods throughout the city.
- The first full year of increased pedestrian-level lighting to continue investments begun in 2024 to enhance public safety.
- Funding to pay for jail and other services related to the agreement between the City and the South Correctional Entity (SCORE). The City Council authorized that agreement by passing Ordinance [127065](#) in August 2024.

Consistent with recently enacted State laws and as provided for in negotiated labor agreements with the Seattle Police Officers Guild and the Seattle Police Management Association, the proposed budget significantly expands roles for civilians. New civilians include:

- Two existing Parking Enforcement Officers will increase the Seattle Police Department's capacity for reviewing automated traffic cameras (which will be expanded to 18 new locations around Seattle Schools). This will more than double the number of enforcement cameras in operation, bringing 37 new cameras online by the start of the 2025 school year. This expansion is intended to increase safety around Seattle schools and net revenue after expenses will be used to fund investments like sidewalks and crosswalks.
- Fourteen new investigative support staff over the biennium to assist Seattle Police Department detectives with homicide, robbery, sexual assault, and gun crime investigations by processing court filings, case files, and other urgent materials.
- Twenty-one new positions added over 2025-2026 in the Real Time Crime Center and additional CCTV cameras at specific locations that will upgrade the capabilities of the Real Time Crime

Center, triage and coordinate emergency responses, and support criminal case investigations as part of the Technology Assisted Crime Prevention Pilot Project.

Finally, the proposed budget includes funding for interventions and support for victims of human trafficking, such as providing appropriate community-based support resources and advocates for resource navigation.

Housing and Homelessness

The Office of Housing's overall proposed budget for housing of \$342 million provides the most funding for affordable housing in Seattle's history. A small reduction in support from payroll expense tax investments is more than offset by increases in other funding sources. The proposed budget increases the Office of Housing budget by \$3 million from 2024, continuing the City's investments in multifamily lending, homeownership supports, home repair and weatherization programs, asset management, and departmental administrative costs.

The proposed budget avoids all pending closures of shelter beds. Approximately 300 beds would have closed if not for new ongoing funding in the Human Services Department that backfilled one-time federal funding that stopped being available in 2024.

Health

The proposed budget includes funding for the Seattle Fire Department to expand its Mobile Integrated Health Program with the goal of increasing service delivery, expanding operational hours, and adding new lines of capacity for the team. The Seattle Fire Department will add a new Post Overdose Team (H99) to conduct patient follow up and recovery system navigation in 2025 and a new Health One unit in 2026.

Funding in the Department of Education and Early Learning (DEEL) and Seattle Parks and Recreation (SPR) continues and expands the Mayor's Youth Mental Health Investment Strategy that was implemented in 2024. This initiative includes the integration of school-based mental health counselors and culturally specific programming provided by community-based organizations. The effort is part of a broader, multi-faceted City-wide strategy aimed at addressing youth mental health needs. This strategy ensures that services are culturally responsive, community-focused, evidence-based, and guided by the needs of youth and their families.

Similarly, the proposed budget continues funding in the Human Services Department for the expansion of violence intervention programs from 2024. Collectively, and from a variety of funding sources, the City is spending significantly more than \$20 million for youth mental health and violence interventions.

The proposed budget provides ongoing funding to the Human Services Department to continue the Third Avenue / We Deliver Care pilot project to continue addressing public safety concerns along Third Avenue in the downtown core. One-time funding for the pilot project had been slated to end in 2024.

Thriving communities

The Equitable Development Initiative (EDI) continues to be an important and growing program within the Office for Planning and Community Development, serving as a key inclusive growth strategy for marginalized communities in Seattle most at risk of physical and cultural displacement. The proposed budget increases funding for EDI grants and program implementation in 2025.

The Office of Arts and Culture will continue to fund community grants for organizations and artists at the same level as in the past, complementing the County's new Doors Open funding.

The proposed budget maintains the City-imposed restriction requiring that Admissions Tax revenues be used only for arts-related investments. However, a proposed policy change would allow the Admissions Tax to support expenditures in other departments besides the Office of Arts and Culture. Accordingly, Seattle Center will shift approximately \$1 million from the General Fund to be funded with Admissions Tax revenue, specifically for the Northwest Folklife Festival, cultural administration staffing, and to fully support Festàl. Admissions Tax revenue will also fund the annual Winterfest celebration, which allows Seattle Center to redirect earned revenues to other revenue-generating purposes. SPR will shift about \$880,000 in expenses to be funded by Admissions Tax revenues to continue support for the Arts in Parks, the Teen Performing Arts , and the downtown buskers programs.

The proposed budget maintains funding for the successful Downtown Activation Plan (DAP) that began in 2023. A recent evaluation of the DAP program determined that 93 percent of the DAP activities are either complete or substantially underway. In 2025, new one-time funding is added for:

- Public space activations, public space improvements, and a centralized DAP communications strategy;
- Improvements at Westlake Park;
- Arts activations and installations;
- Supplemental services including litter removal, alley cleaning, graffiti removal, a safe walk service, and outreach to businesses; and
- Initiatives in South Downtown including adding residential capacity as well as other development in the neighborhood.

Finally, the proposed budget includes funding to stand up a new Tree Nursery program in the Seattle Public Utilities (SPU). The proposed budget adds \$680,000 (\$388,000 General Fund and \$292,000 other funds) and 1.0 FTE to SPU to establish and maintain a publicly owned tree nursery with the initial capacity of 500 trees. This effort supports Seattle's tree canopy, equity, climate resilience, and stormwater management goals.

Race and Social Justice Initiatives in the 2025-2026 Proposed Budget

Introduction

This chapter provides an overview of significant changes in the City's 2025-2026 budget that advance the [Race and Social Justice Initiative \(RSJI\)](#). The City implements additional initiatives within department base funding that are not included below in this summary of changes.

City of Seattle Race and Social Justice Initiative

There is significant evidence that the opportunities a Seattle resident can access, and the quality of life they experience, are both directly related to their race and where they live. People of color and other under-represented groups in the City of Seattle's workforce face similar issues. To address racial inequities, in 2004 Seattle became the first city in the U.S. to establish a program, the Race and Social Justice Initiative (RSJI), to explicitly eliminate institutional racism. Institutional racism exists when an organization's programs, policies, and spending work to the benefit of white people and to the detriment of people of color, usually unintentionally.

The Office for Civil Rights leads the RSJI in the City and provides support for departments and staff. As part of RSJI, the City uses a Racial Equity Toolkit to guide policy, program, and budget decision-making toward options that actively support positive racial equity outcomes. The City also uses a racial equity lens to develop a workforce that is inclusive of people of color and other marginalized or under-represented groups at all levels of City employment.

Additionally, each City department has a "Change Team" to support internal transformation. The team – consisting of a group of employees who champion RSJI activities and strengthen a department's capacity to get more employees involved – facilitates and participates in discussions on race, racism, and strategies to overcome institutional barriers to racial and social equity.

Below are examples from the City's 2025-2026 Proposed Budget illustrating how the City continues to use policies, programs, and investments to change racial equity outcomes through stronger relationships with communities; aligning policies and strategies across departments; and sharing knowledge and resources to create opportunities to integrate equity goals.

ARTS, CULTURE AND RECREATION

Office of Arts and Culture

Alleyway Activations - Visual Art Installations

\$159,969

This one-time item provides funding to activate up to six alleyways in the Chinatown, International District, and Pioneer Square neighborhoods with art installations as part of the Mayor's Downtown Activation Plan. The Downtown Activation Plan (DAP), announced in June 2023, outlines the Mayor's plan to revitalize and transform Downtown Seattle as the city continues to recover from the impacts of the COVID-19 pandemic. ARTS will partner with community groups to determine strategies and outcomes for artworks that celebrate the culture and history of each community. These funds are appropriated in 2025 for ARTS to plan, select, and contract with involved parties with an implementation date of 2026.

Community Engagement and Cultural Inclusion Grant Program

\$530,000

This one-time item provides funding to support a grant program for community organizations to commission a series of art installations and events for communities to showcase their history and cultural diversity as part of the Mayor's Downtown Activation Plan. The Downtown Activation Plan (DAP), announced in June 2023, outlines the Mayor's plan to revitalize and transform Downtown Seattle as the city continues to recover from the impacts of the COVID-19 pandemic. These funds are appropriated in 2025 for ARTS to plan, select, and contract with involved parties with an implementation date of 2026.

Hope Corps Activations and Installations

\$355,627

1.0 FTE

This one-time item provides funding to support the Hope Corps program as part of the Mayor's Downtown Activation Plan. The Downtown Activation Plan (DAP), announced in June 2023, outlines the Mayor's plan to revitalize and transform Downtown Seattle as the city continues to recover from the impacts of the COVID-19 pandemic. This item supports Hope Corps activations in communities with a particular focus on the Chinatown International District, Little Saigon, King Street Station, Union Street Plaza, and Pioneer Square. These funds are appropriated in 2025 for ARTS to plan, select, and contract with involved parties with an implementation date of 2026. This iteration of Hope Corps will be staffed by a temporary ARTS employee with an expected sunset date of 12/31/2026.

Neighborhood Arts, Culture, and Festival Activations

\$494,801

This one-time item provides funding to support community celebration sites that will take place in summer of 2026 as part of the Mayor's Downtown Activation Plan. The Downtown Activation Plan (DAP), announced in June 2023, outlines the Mayor's plan to revitalize and transform Downtown Seattle as the city continues to recover from the impacts of the COVID-19 pandemic. This item supports community activations and celebrations during the World Cup outside the downtown core through arts, culture, and festivals. These funds are appropriated in 2025 for ARTS to plan, select, and contract with involved parties with an implementation date of 2026.

Support for Challenged Arts & Culture Institutions

\$2,000,000

This item creates a one-time grant program for 2025 and 2026 only within the Office of Arts & Culture specifically designed to stabilize and support arts and cultural organizations in the city that are challenged with pandemic related deficits and have a need to stabilize their business practices. These institutions include some of the largest employers of Seattle creatives and host events, occupy city owned facilities and provide a critical, anchoring role in downtown activations. The budget includes \$2 million in each year funded with Admissions Tax.

Seattle Center**Winterfest Support**

\$240,116

The 2025-2026 Proposed Budget includes appropriations out of the Arts and Culture Fund to three City departments which have arts and culture-related spending. The proposed budget includes legislation to broaden the uses of Admissions Tax from the Arts and Culture Fund. The Office of Arts and Culture, Seattle Center and Seattle Parks and Recreation budgets use Admissions Tax to support arts and culture spending.

Winterfest is Seattle Center's annual five-week festival encompassing live shows at the Seattle Armory, the Fountain of Light, and other attractions. The budget for Winterfest was substantially decreased in 2019 for General Fund savings. Seattle Center has been funding the event since 2021 using higher than projected revenues. This item reinstates budget for the event with Admissions Tax revenue.

Seattle Parks and Recreation Department**Increase to Zoo Operating Costs**

\$800,000

This ongoing item adjusts the baseline budget for the Woodland Park Zoo's operating and maintenance payments in recognition of the contractual inflationary increases required annually as part of the Master Operating Agreement with Woodland Park Zoological Society.

Expand Unified Care Team to 7 Day Coverage

\$882,822

The Unified Care Team (UCT) coordinates outreach and referrals to shelter for people experiencing homelessness, removes trash and debris from encampments, and restores public spaces. The 2025-2026 Proposed Budget expands services provided by the UCT from 5 to 7 days per week. This item adds about \$880,000 in 2025 and \$1.1 million in 2026 ongoing which represents an increase in 6 staff to SPR, and an increase in nonlabor expenses such as disposal of materials. The added positions include two laborer teams of two, which will remove trash and hazardous items, and a Manager 1 and a Strategic Advisor 1 positions for management support and oversight.

Revitalize Westlake Plaza

\$1,391,936

This one-time item provides \$700,000 in 2025 and \$1 million in 2026 of Payroll Expense Tax proceeds to support revitalization of Westlake Plaza as part of the Mayor's Downtown Activation Plan. The Downtown Activation Plan (DAP), announced in June 2023, outlines the Mayor's plan to revitalize and transform Downtown Seattle as the city continues to recover from the impacts of the COVID-19 pandemic. Specifically, this item funds a revitalization of Westlake Plaza which could include removal of out-of-commission fountain, stage renovation, an electrical systems upgrade, and repairs to paving and trip hazards.

Increase to Community Center Pre-Electrification Efforts

\$195,000

The proposed budget allocates \$18 million in Payroll Expense Tax proceeds in 2025 to the Green New Deal. This item uses payroll tax funding to fund projects associated with the city's Municipal Energy Electrification Program. This item specifically funds SPR's Pre-Electrification Program, which supports efforts to prepare community centers for decarbonization by first shrinking energy use intensity through energy conservation interventions such as use of LEDs, advanced lighting controls, and destratification fans for air mixing.

EDUCATION AND HUMAN SERVICES

Department of Education and Early Learning**ECEAP Grant Award Increase**

\$500,945

This revenue-backed item increases DEEL's appropriation from additional funds received from the state's Early Childhood Education and Assistance Program (ECEAP). This is a recurring grant and this amount provides appropriation for DEEL in 2025 and 2026.

Youth Mental Health Funding Alignment

\$13,900,000

The Mayor's Youth Mental Health Investment Strategy, announced in June 2024, includes \$15 million of Payroll Expense Tax funding in both 2025 and 2026 between the Department of Education and Early Learning and Seattle Parks and Recreation for youth mental health prevention, early intervention, and treatment. Some of these investments may shift to be levy funded in the 2026-2027 school year. This one-time item uses Payroll Expense Tax proceeds for the following initiatives:

Reach Out - \$560,000 in 2025 and 2026

This program focuses on preventing and early identification of youth mental health challenges by bridging the gap between the mental health needs of Seattle's youth and the limited availability of professional mental health resources. It also provides resources and training for parents, caregivers, and trusted adults to support youth in distress.

Telehealth Services - \$3.86 million in 2025, \$3.62 million in 2026

These services offer evidence-based online therapy for youth aged 13 to 24, along with support and resources for parents and guardians. These services include scheduled, one-on-one therapy sessions with qualified mental health professionals and interactive tools to support skill-building and individual well-being between sessions.

In Person Mental Health Supports - \$7.6 million in 2025, \$8.3 million in 2026

To expand access to mental health services, DEEL is also increasing in-person mental health support through existing School-Based Health Centers (SBHCs). Public Health Seattle King County (PHSKC) is adding an additional mental health clinician and a mental health coordinator at all SBHC sites at 21 middle and high schools, and providing system-wide mental health clinical consultation, training, and evaluation through partnerships.

In Person Community Hub. In alignment with Mental Health Supports, services include in person care to middle and high school students who are not served by School Based Health Centers. Programming will ensure that students have access to care during out of school time and during summer months. Services will also include expanding access to youth mental health care through community providers.

Universal Screening - \$1.5 million in 2025 and 2026

This service expands mental health screening in Seattle Public Schools to include high school students. Programming includes screening, brief intervention and referral to treatment and is designed to screen students periodically to proactively check-in on mental health, substance abuse and other dimensions of well-being.

Administration and Evaluation - \$380,000 in 2025, \$420,000 in 2026

This includes staffing and support to manage implementation, reporting, and evaluation of the Comprehensive Mental Health Initiative.

K-12 Sustain Educator Diversity

\$750,000

This item uses FEPP Levy fund balance to sustain K-12 Educator Diversity programming provided in partnership with Seattle Public Schools and six community-based organizations through the end of the FEPP Levy (2025-26 School Year). This partnership focuses on increasing the number of BIPOC educators in Seattle Public Schools through recruitment, retention, and professional development activities.

K-12 Sustain Summer Learning

\$1,000,000

This item uses FEPP levy fund balance to sustain Summer Learning Programming provided by 15 community-based organizations to over 1,000 students through the end of the FEPP Levy (2025-26 School Year). These funds directly support summer programming with enhanced or expanded academic, enrichment, and college and career readiness opportunities for Seattle-based K-12 youth disproportionately impacted by inequities in education including learning loss and disengagement. Learning loss and disengagement are more pronounced due to impacts of the COVID pandemic.

K-12 Sustain Youth Leadership

\$392,914

This item uses FEPP levy fund balance to sustain K-12 Youth Leadership programming provided by six partner community-based organizations through the end of the FEPP Levy (2025-26 School Year). This partnership focuses on improving academic outcomes for historically underserved youth of color, immigrant and refugee youth disproportionately affected by systemic inequities through identity-affirming cultural education programming.

Post-Secondary Sustain Path to UW

\$386,000

This item uses FEPP levy fund balance to sustain the Path to UW program through the end of the FEPP Levy (2025-26 school year). The Path to UW program provides access to transfer supports from dedicated advisors for Seattle Promise students as they continue their academic journey from Seattle Promise to the University of Washington.

Human Services Department**Community Development Block Grant (CDBG) for Homelessness Shelters**

\$3,178,870

For the 2025-2026 Proposed Budget, the administration removed CDBG funds from departments' baselines and reviewed department proposals for use of the federal grant funds for facilities and public services projects.

This item continues \$3,150,000 of CDBG for homeless shelter services. Consistent with prior years, the funding will be included in the City's contract with the King County Regional Homelessness Authority.

Expand Unified Care Team Shelter Referrals to Weekends

\$308,074

The Unified Care Team (UCT) coordinates outreach and referrals to shelter for people experiencing homelessness, removes trash and debris from encampments, and restores public spaces. The 2025-2026 Proposed Budget expands services provided by the UCT from 5 to 7 days per week.

This item adds \$308,074 to allow for up to two shelter programs to offer extended intake hours. This would allow the UCT to be able to make referrals to shelter on weekends.

Human Trafficking Interventions

\$2,000,000

This item adds funding to provide support for victims of human trafficking, including providing appropriate community-based support resources and advocates for resource navigation.

Opioid Settlement Fund Appropriation Increase

\$209,801

This item increases the Opioid Settlement Fund appropriation in HSD by \$209,803.

It adds \$93,483 in ongoing funding for:

- Administration (\$13.5k)
- Opioid Abatement Council (\$13.5k)
- HSD staffing costs to support Health One, the Seattle Fire Department's Mobile Integrated Health response unit (\$45.5k)
- Contract inflation for Drug User Health Services (\$20.5k)

This item also adds one-time budget of \$116,318 to cover the cost of an FTE in HSD Director's Office to lead public health-related work.

The proposed budget change titled "Bargained Annual Wage and Market Wage Increases to Base Budget" central change request adds appropriation of \$47,103 in 2025 and \$62,671 of Opioid Settlement Funds. The revenue for that change is included in this item.

Ongoing Funding for the Third Avenue Project (TAP)

\$1,900,000

This item adds ongoing funding to continue the Third Avenue Project (TAP) in 2025. TAP was previously funded on a one-time basis. This program has operated since late 2022 and addresses public safety concerns in the 3rd Avenue community.

LIVABLE & INCLUSIVE COMMUNITIES

Department of Neighborhoods

Expand Interdepartmental Outreach and Engagement Agreements

\$381,427

This ongoing item increases expenditure budget and revenues to reflect an expansion of the Equity and Engagement Advisors (EEA) program. As part of the EEA program, the Department of Neighborhoods (DON) partners with City departments to provide outreach and engagement services on specific projects and programs. Departments reimburse DON on a per hour basis for the cost of the program. In 2024, DON provides EEA services to the Seattle Department of Transportation and Seattle Public Utilities. Beginning in 2025, DON will expand the EEA program by providing services to the Human Services Department, Seattle Parks and Recreation, and Seattle City Light. This item increases revenues to the General Fund from funds managed by these partner departments. The portion of increased revenues that exceed EEA program costs will support departmental overhead costs in DON that are currently supported by non-revenue backed General Fund budget.

Office of Economic Development

Ongoing Support for Business Community Ownership Fund

\$2,500,000

The General Fund revenue forecast for the City's 2025-2026 Proposed Budget is insufficient to cover all anticipated Citywide costs. A portion of Payroll Expense Tax revenues are transferred to the General Fund. Payroll tax reductions were identified to facilitate this transfer to mitigate the General Fund shortfall. The 2025-2026 Proposed Budget allocates \$31 million in Payroll Expense Tax proceeds in 2025 to support economic development. This item uses payroll tax funding to provide ongoing support for the Business Community Ownership Fund (BCOF) program. This program was previously supported by one-time funding that was removed in the baseline phase and this item makes funding for the program ongoing at a reduced level. The 2024 Adopted Budget included \$3.5 million for this program. The BCOF aims to address commercial displacement, empowering small businesses with long-term affordability and ownership of their own commercial spaces to keep them rooted in Seattle neighborhoods, or provide a pathway to return to neighborhoods. This is a partnership with the Office of Economic Development and Grow America, which matches City funds dollar-for-dollar through financing and grants.

Ongoing Support for Capital Access Program

\$2,450,000

The General Fund revenue forecast for the City's 2025-2026 Proposed Budget is insufficient to cover all anticipated Citywide costs. A portion of Payroll Expense Tax revenues are transferred to the General Fund. Payroll tax reductions were identified to facilitate this transfer to mitigate the General Fund shortfall. The 2025-2026 Proposed Budget allocates \$31 million in Payroll Expense Tax proceeds in 2025 to support economic development. This item uses payroll tax funding to provide ongoing support for the Capital Access Program (CAP). This program was previously supported by one-time funding that was removed in the baseline phase and this item makes funding for the program ongoing at a reduced level. The 2024 Adopted Budget included \$2.45 million for this program. CAP aims to empower underserved businesses by dismantling financial barriers and promoting equitable access to capital. Specifically, CAP provides subsidized financial products leveraging programs offered by Washington State and provides tailored technical support services to businesses.

Ongoing Support for Commercial Affordability Programs

\$2,431,756

The General Fund revenue forecast for the City's 2025-2026 Proposed Budget is insufficient to cover all anticipated Citywide costs. A portion of Payroll Expense Tax revenues are transferred to the General Fund. Payroll tax reductions were identified to facilitate this transfer to mitigate the General Fund shortfall. The 2025-2026 Proposed Budget allocates \$31 million in Payroll Expense Tax proceeds in 2025 to support economic development. This item uses payroll tax funding to provide ongoing support for Commercial Affordability programs. These programs were previously supported by one-time funding that was removed in the baseline phase and this item makes funding for the programs ongoing at a reduced level. Specifically, this item provides \$1.5m for the Tenant Improvement Fund and \$1 million for Seattle Restored. The 2024 Adopted Budget included \$3.8 million for these programs. The Tenant Improvement Program invests in a business' infrastructure for growth and sustainability to help

businesses stay in their neighborhoods. Seattle Restored activates vacant storefronts through creativity and commerce and is scaling up a matchmaking strategy and supporting Downtown retail strategy.

Ongoing Support for Neighborhood Capacity Programs

\$2,067,705

The General Fund revenue forecast for the City's 2025-2026 Proposed Budget is insufficient to cover all anticipated Citywide costs. A portion of Payroll Expense Tax revenues are transferred to the General Fund. Payroll tax reductions were identified to facilitate this transfer to mitigate the General Fund shortfall. The 2025-2026 Proposed Budget allocates \$31 million in Payroll Expense Tax proceeds in 2025 to support economic development. This item uses payroll tax funding to provide ongoing support for Neighborhood Capacity programs. These programs were previously supported by one-time funding that was removed in the baseline phase and this item makes funding for the programs ongoing at a reduced level. The proposed budget includes \$2.5 million for Neighborhood Capacity programming including the Only in Seattle program and Business Improvement Area supports. The 2024 Adopted Budget included approximately \$5 million for these programs. This item will support business district organizational capacity to foster comprehensive placemaking and place-keeping activities, including the exploration and creation of new business improvement areas.

Ongoing Support for Technical Assistance Programs

\$800,000

The 2025-2026 Proposed Budget allocates \$31 million in Payroll Expense Tax proceeds in 2025 to support economic development. This item uses payroll tax funding to provide ongoing support for technical assistance (TA) programs. These programs were previously supported by one-time funding that was removed in the baseline phase and this item makes funding for the programs ongoing. Business TA is a fundamental component of equitable economic development, creating pathways to growth for entrepreneurs who historically have limited access to the resources and capital needed to establish, manage crisis, stabilize operations, and expand. This item will support several technical assistance programs including business operations and development consulting, digital sales access, legal assistance, and in-language business navigation consulting.

Ongoing Support for Language Access and Outreach

\$200,000

The 2025-2026 Proposed Budget allocates \$31 million in Payroll Expense Tax proceeds in 2025 to support economic development. This item uses payroll tax funding to provide ongoing support for language access and outreach supports. These costs were previously supported by one-time funding that was removed in the baseline phase and this item makes funding for the costs ongoing. This item will support equitable communication and outreach strategies for economic development programs, services, and resources provided by the City and partners.

Office of Immigrant and Refugee Affairs

CDBG Ready To Work Continuation

\$700,000

For the 2025-2026 Proposed Budget, the administration removed Community Development Block Grant funds from departments' baselines and reviewed department proposals for use of the federal grant funds for facilities and public services projects.

In OIRA, the budget provides \$700,000, an 8% increase over 2024, to support the Ready To Work (RTW) program which was created by the City of Seattle in 2015 to empower and support immigrants and refugees in overcoming barriers on their journey to economic stability, quality jobs, and integration into life in Seattle.

Office of Planning and Community Development

Increase the Equitable Development Initiative Grant Award Budget

\$1,676,839

The proposed budget allocates \$22 million in Payroll Expense Tax (payroll tax) proceeds in 2025 to the Equitable Development Initiative. This item uses payroll tax funding to increase OPCD's Equitable Development Initiative grant award budget by \$1.68 million in 2025 and another \$2.68 million in 2026. This brings total EDI payroll tax funding in the 2025 Proposed Budget to \$22,040,000, including \$608,992 for labor costs. In 2026, total EDI payroll tax funding is \$23,069,907, including \$634,723 of labor costs.

PUBLIC SAFETY

Community Assisted Response and Engagement

CARE Team Expansion

\$1,500,000

This item increases appropriation authority by \$1,500,000 in 2025 and \$3,533,832 in 2026 to support the ongoing expansion costs of the CARE team Response Teams expansion. The CARE team Response Teams have already been assisting with 911 calls through prioritization and sending the CARE team dispatching them to the incident. This expansion will allow the CARE team to offer city-wide coverage, increased hours of service of the program, and to better focus first response resources on the situations where they are most needed.

In August 2024, funding was appropriated in Ordinance 127068 for the CARE team Response Team expansion, covering the costs of facilities, vehicles, and personnel. This item makes that funding ongoing for 21 full-time positions, (9 Community Crisis Responder 1's, 9 Community Crisis Responder 2's, and 3 Community Crisis Responder Supervisors). To do this requires an additional 9 vehicles (8 Ford Explorer PIU's, 1 ADA Van), equipment such as radios, uniforms, computers, facilities, supplies for distribution, and other on-going costs. The position pockets are part of the Ongoing Changes from Current Year Legislation change request.

Seattle Fire Department

Dangerous Building Abatement

\$500,000

This item increases appropriation by \$500,000 in SFD's Fire Prevention Division for dangerous building abatement to contract with vendors to demolish or perform other related services such as installation of fencing around the property. There are more than 40 derelict and potentially unsafe buildings in Seattle that SFD is tracking. To address this issue, Seattle Fire Code legislation has been amended in 2024 to clarify the Fire Chief's authority to demolish or otherwise remedy the unsafe building conditions and seek cost recovery from the property owner. The legislation also allows SFD to place a lien against property titles to ensure Seattle taxpayers are reimbursed for the City's building abatement costs.

Seattle Police Department

Overtime for Priority Hot Spots

\$10,000,000

This item adds one-time funding in 2025 for increased overtime patrol for priority hot spots. SPD continues to experience officer staffing shortages and relies on overtime to deliver essential public safety services. This funding will support efforts to curb violent criminal behavior through proactive policing in hot spots, which are areas where crime and/or disorder is concentrated such as a street segment, an intersection, or a small cluster of blocks. The City Auditor's office published an audit report in July citing a study of Seattle that found between four and five percent of street segments accounted for 50 percent of annual reported crime incidents over a 14-year period.

Real Time Crime Center

\$2,048,467

This change increases appropriation authority by \$2M in 2025 and \$3.7M in 2026 and adds ongoing position authority for 21.0 FTE Real Time Crime Center (RTCC) Analyst positions – 12.0 FTE in 2025 and 9.0 FTE in 2026. These positions will allow the department to establish a fully staffed Real Time Crime Center. The 2024 Adopted Budget includes funding for a Closed-Circuit Television (CCTV) Crime Prevention Technology Pilot Project to leverage technological resources to address increased gun violence, human trafficking, and felony crime at specific locations where it is concentrated. This pilot program will be most successful when strategically integrated with a RTCC, which will use the information from the Crime Prevention Pilot technologies to triage and coordinate patrol/emergency responses to crime events.

Investigative Support Positions

\$1,091,333

This item increases appropriation authority by \$1.1M in 2025 and \$2.3M in 2026 and adds ongoing position authority for 7.0 FTE investigative support positions in 2025 and another 7.0 FTE in 2026. Four emergency positions were created in August 2024 with the emergency authority for these positions expiring on December 31, 2024. These positions will assist SPD Detectives with homicide, robbery, and gun crime investigations. Hiring these positions will allow SPD to expand capacity and increase support for Detectives and Officers to complete thorough, precise, and timely documentation for criminal investigations, including pulling criminal histories, requesting 911 recordings, releasing information to a prosecutor, and more.

Implement CCTV at Additional Locations

\$425,000

This item adds funding for the implementation of closed-circuit television (CCTV) cameras at additional locations where gun violence, human trafficking, or persistent felony crime is concentrated. These technology systems will only be used in public places, such as sidewalks, streets, and parks to mitigate privacy concerns.

UTILITIES AND TRANSPORTATION

Office of Sustainability and Environment

Add Climate Data Impact Analysis and Reporting Capacity

\$100,000

The proposed budget allocates \$18 million in Payroll Expense Tax proceeds in 2025 to the Green New Deal. This item adds funding to OSE to increase departmental capacity for climate impact data analysis and reporting, including urban forestry. Funding will help OSE implement new tools to measure Seattle's progress on key climate indicators and inform citywide coordination around policies addressing climate change, energy transition, and urban forestry.

In 2025-2026, this funding will firstly address urban forestry data and reporting priorities. These projects will integrate urban forestry data and information, which is currently dispersed across multiple reports, maps, and interfaces, into a single, publicly available technology resource. This tool will better track Seattle's urban forest over time in response to changing environmental conditions and ongoing management.

Ongoing funding will also support continual climate and urban forestry data surveillance. Funding would also help maintain and enhance other Citywide climate data tools managed by OSE, such as the One Seattle Climate Portal, and will support development of new policies like the updated Seattle Climate Action Plan.

Consolidate Duwamish River Opportunity Fund and Environmental Justice Fund

\$0

The proposed budget allocates \$18 million in Payroll Expense Tax proceeds in 2025 to the Green New Deal. This item is a budget neutral change for OSE's PET-GND funding which will consolidate the Duwamish River Opportunity Fund (DROF) and the Environmental Justice (EJ) Fund. Together with a separate item adding \$250,000 to the EJ Fund budget, this will result in a streamlined \$1,050,000 grant program serving OSE's core mission around sustainability and environmental justice

The combined Environmental Justice Fund will continue to invest in community-led projects led by and for communities disproportionately impacted by environmental issues and climate change. This budget neutral efficiency measure will streamline grantmaking led by OSE and continue to allow for investment in place-based, community-led efforts in the Duwamish Valley through the EJ Fund. Consolidation will help reduce application burdens on potential awardees -- many of whom currently apply (and receive funding from) both programs -- and help OSE more efficiently maximize existing staff capacity supporting these award processes.

Although many DROF awards currently support groups active in the climate and environmental justice space, some current awardees may be made ineligible by narrowing award criteria to these areas. OSE and the City will seek to ensure these organizations are given ample time to re-focus their grant applications and direct them towards other potential City or external awards.

Seattle City Light

Reduce Volatility in Power Supply Costs

\$1,160,447

This item adds two positions and \$1.2 million to support growth in two areas: the first is to prepare for and ensure that there is transmission system capacity to deliver additional clean electricity to the service territory as electricity demands increase due to vehicle and building electrification, and the second is to analyze and prepare for new opportunities in emergent day-ahead energy markets.

Utility Technology Roadmap

\$4,407,333

This adjustment establishes an ongoing CIP budget for the Technology Roadmap program that gradually ramps up over time to keep up with technology needs across the utility. This area of utility operations continues to grow as software updates and critical IT projects that are essential to the utility's operating and business needs (like Cybersecurity, Grid Modernization, an Enterprise Document Management) are required.

Distributed Energy Resources

\$1,680,000

This adjustment does two things: it augments program management resources to oversee an expanded portfolio of energy efficiency programs to cost-effectively meet our energy efficiency targets and provide a least-cost resource to the utility; and it provides funding for a limited scale Community Solar Program.

Georgetown Steam Plant

\$0

This item funds the repair of the entire exterior envelope at the Georgetown Steam Plant as it is the best way to ensure the concrete walls do not degrade further and increase expense. The exterior wall repair will be supervised by City Light staff, third party subject matter experts, and a design engineer to verify compliance with codes and specifications. The funding for this project begins in 2026 and total project cost is estimated to be \$12 million when complete.

Sound Transit 3

\$3,175,000

This item adds two positions and additional resources necessary to meet required timelines with the Sound Transit Light Rail Extensions. This project supports the expansion of the regional transit system by reconfiguring the City Light distribution system to accommodate Sound Transit facilities and provide electrical service to the rail extensions. It is fully revenue-backed. This request addresses the need for the addition of a dedicated team of both sunset and permanent roles to support the project ramp up and the ongoing project management.

Seattle Department of Transportation**Unified Care Team Expansion**

\$1,429,588

3.00 FTE

The Unified Care Team (UCT) coordinates outreach and referrals to shelter for people experiencing homelessness, removes trash and debris from encampments, and restores access to public spaces. This item adds \$1.4 million of General Fund resources and 3.0 FTE in SDOT to expand SDOT's team to provide additional services under the UCT program. This funding will support a mix of labor costs in SDOT as well as contracted support to expand UCT-related services from 5 to 7 days a week.

Bridge Seismic Program Funding

\$4,000,000

This item adds \$4 million of Levy to Move Seattle funding to the Bridge Seismic Retrofit - Phase III program (CIP Project MC-TR-C090) in 2025 in the 2025-2030 Proposed CIP. This program contains a list of 16 seismic retrofit programs evaluated and planned through the life of the Levy to Move Seattle. Bridge seismic retrofits are typically high-cost projects that are susceptible to external cost inflation and increased costs discovered during project design. The program requires additional funding to complete the planned list of bridge seismic projects. This funding is made available by the Levy to Move Seattle Fund through levy project savings.

East Marginal Way North Segment Funding

\$4,500,000

This item adds \$4.5 million of Levy to Move Seattle funding to the East Marginal Way North Segment component of the Heavy Haul Network Program (CIP Project MC-TR-C090) in 2025 in the 2025-2030 Proposed CIP to cover a funding shortfall preventing the completion of the project. The Seattle

Department of Transportation (SDOT) is making improvements along the north segment of the corridor – between S. Atlantic St. and S. Spokane St. The improvements will reconstruct the roadway along this freight corridor to support truck loads with an expected lifetime of 50 years. The project will also construct a protected bike lane, including rebuilding the existing traffic signal at S. Hanford St. and adding a new signal at S. Horton St. to provide protected crossings for cyclists. This additional funding is necessary due to the need to relocate and modify existing rail yard track and is made available through project savings in the Levy to Move Seattle Fund.

Seattle Public Utilities

Unified Care Team Expansion

\$85,000

The Unified Care Team (UCT) coordinates outreach and referrals to shelter for people experiencing homelessness, removes trash and debris from encampments, and restores public spaces. The 2025-2026 Proposed Budget expands services provided by the UCT from five to seven days per week.

This item adds \$85,000 GF to Seattle Public Utilities for weekend vendor-provided cleanup and solid waste disposal activities. The vendor would only perform exterior cleaning of encampments on weekends.

ADMINISTRATION

Department of Finance and Administrative Services

Waterfront Operations and Tribal Interpretive Center Adjustments

\$4,454,521

This item amends CIP Project: Waterfront Operations and Tribal Interpretive Center in the Department of Finance and Administrative Services to increase appropriation by \$4.226 million, financed by Limited Tax General Obligation (LTGO) bonds. Total appropriation also supports the anticipated debt service payment.

The Bakun Building was purchased in 2023 to be the waterfront operations office and provide a cultural space for the Muckleshoot Indian Tribe. The funds remaining after purchase do not support a design that would serve both the Seattle Center, responsible for operations of the Waterfront, and the Muckleshoot Indian Tribe's respective needs. The additional funding will address substantial alterations that are necessary for building occupancy.

The project is intended to provide dedicated space to house the staff for on-going maintenance and operations for Waterfront Park. The project also fulfills the City's permitting commitments to the Muckleshoot Tribe for construction of the Elliot Bay Seawall to provide 10,000 square feet in a building along the Waterfront for a Tribal Interpretive Center rent free in perpetuity. The Tribe has indicated that this project could fulfill the conditions of the permit agreement.

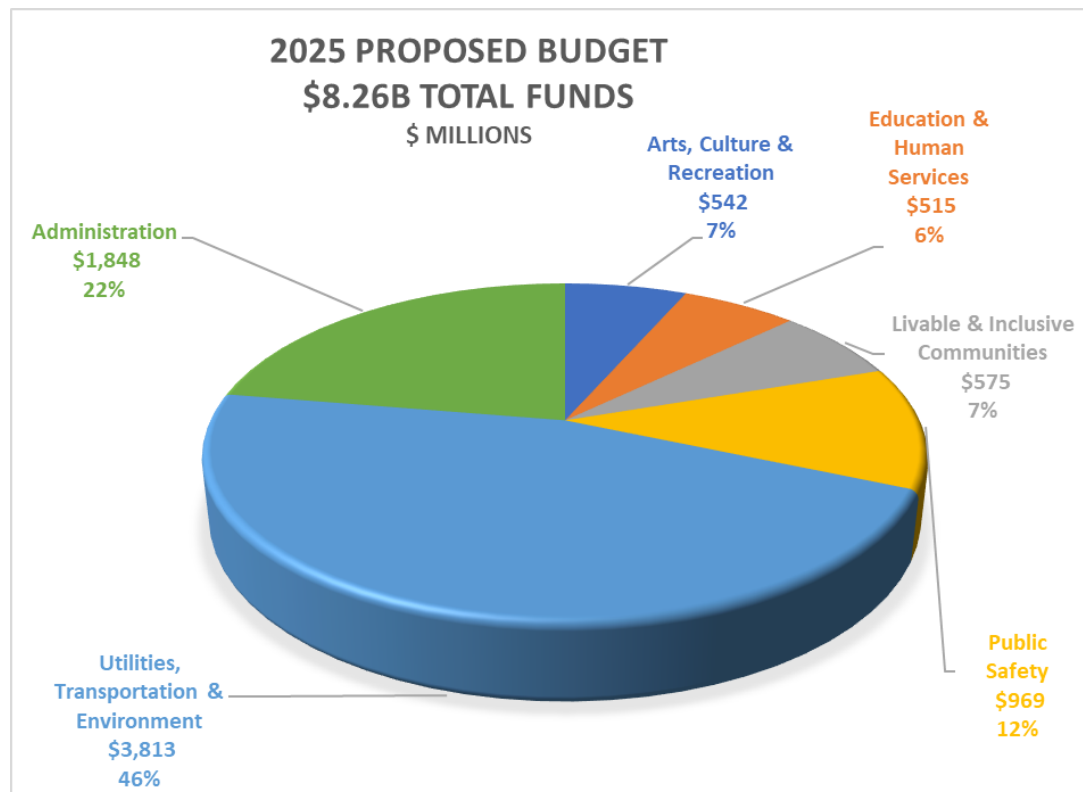
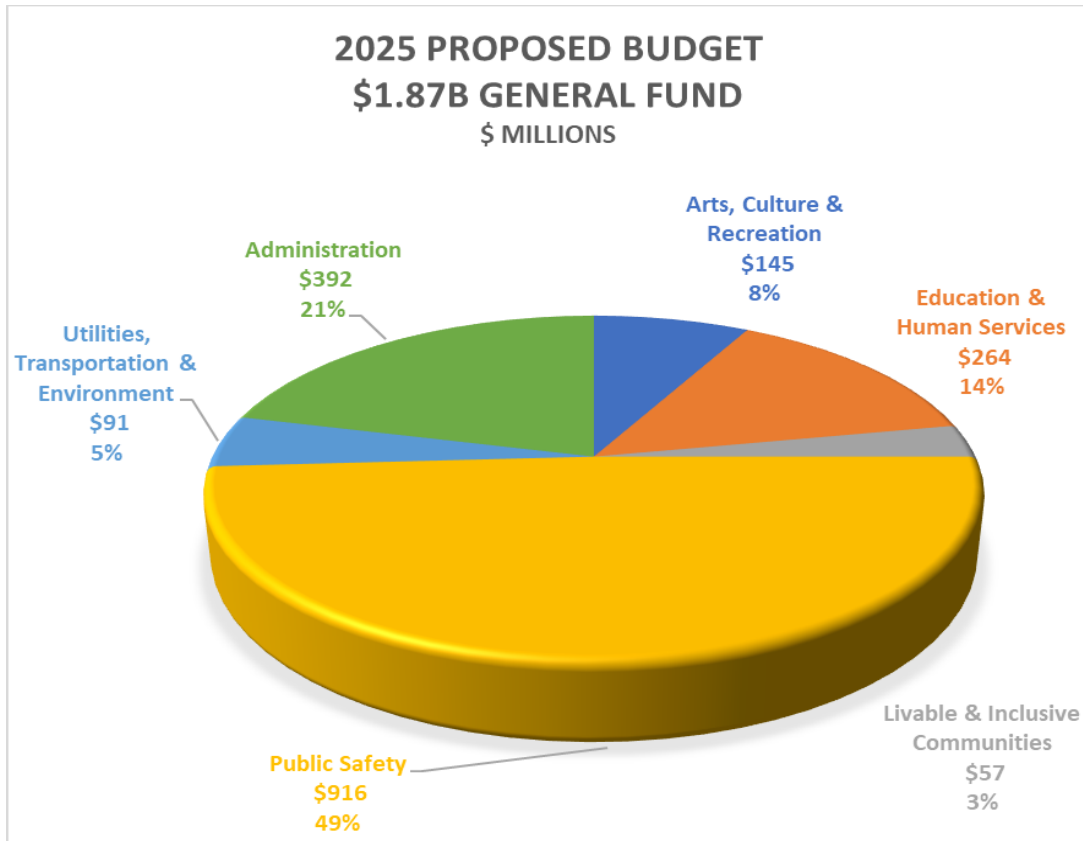
Seattle Information Technology Department

Continue the Affordable Seattle Program

\$160,000

This item increases Payroll Expense Tax funding of \$380,291 in 2025 and \$391,080 in 2026 to support the Affordable Seattle Program and CiviForm application to replace funding from CLFR funds that expire in 2024. This increase enables the Affordable Seattle Program to continue at its current staffing and program level. The Affordable Seattle Program and CiviForm application are proven to decrease the cost to live in Seattle and increase economic revitalization of the most vulnerable communities.

Summary Charts and Tables



Summary Charts and Tables

Expenditure Summary

in thousands of dollars

	2023 Actuals		2024 Adopted		2025 Proposed		2026 Proposed	
	General Fund	All Funds	General Fund	All Funds	General Fund	All Funds	General Fund	All Funds
Arts, Culture & Recreation								
Office of Arts and Culture	632	20,745	20	22,904	0	23,568	0	21,581
Seattle Center	15,721	53,465	16,335	55,526	16,605	72,183	17,568	68,001
Seattle Public Library	0	107,124	0	95,777	0	107,280	0	110,937
Seattle Parks and Recreation	114,711	328,244	119,481	320,716	128,177	339,398	135,325	506,872
<i>Subtotal</i>	<i>131,064</i>	<i>509,577</i>	<i>135,836</i>	<i>494,922</i>	<i>144,782</i>	<i>542,428</i>	<i>152,892</i>	<i>707,391</i>
Education & Human Services								
Dept of Education and Early Learning	13,893	129,589	20,420	156,798	15,861	150,583	15,920	100,816
Human Services Dept	186,092	297,587	241,351	341,028	248,274	364,656	264,240	377,163
<i>Subtotal</i>	<i>199,984</i>	<i>427,176</i>	<i>261,771</i>	<i>497,827</i>	<i>264,135</i>	<i>515,239</i>	<i>280,160</i>	<i>477,979</i>
Livable & Inclusive Communities								
Dept of Neighborhoods	17,082	19,622	15,537	18,724	15,530	18,514	16,119	18,914
Office of Hearing Examiner	1,144	1,144	1,219	1,219	1,314	1,314	1,380	1,380
Office for Civil Rights	7,661	7,661	7,986	7,986	7,864	7,864	8,186	8,186
Office of Economic Development	12,070	26,541	11,460	37,241	10,335	30,270	10,758	30,392
Office of Housing	10,997	244,613	51	339,335	0	342,425	0	342,906
Office of Immigrant and Refugee Affairs	5,312	5,487	6,241	6,404	6,225	6,367	6,571	6,722
Office of Labor Standards	0	8,806	0	9,041	0	8,425	0	8,247
Office of Planning and Community Development	16,249	27,127	7,778	35,891	7,727	38,028	8,144	38,902

Summary Charts and Tables

Seattle Dept of Construction and Inspections	10,547	106,401	11,260	117,667	8,347	121,410	8,739	126,946
<i>Subtotal</i>	<i>81,062</i>	<i>447,401</i>	<i>61,532</i>	<i>573,509</i>	<i>57,342</i>	<i>574,617</i>	<i>59,897</i>	<i>582,596</i>
Public Safety								
Community Assisted Response and Engagement	22,114	22,114	26,343	26,343	32,403	32,403	35,942	35,942
Community Police Commission	1,796	1,796	2,113	2,113	2,132	2,132	2,235	2,235
Firefighter's Pension	0	23,212	0	23,038	0	26,471	0	27,482
Law Dept	41,115	41,115	40,781	40,781	45,560	45,560	47,912	47,912
Office of Emergency Management	4,086	4,174	2,923	2,923	3,037	3,037	3,192	3,192
Office of Inspector General for Public Safety	3,836	3,836	4,700	4,700	5,210	5,210	5,454	5,454
Police Relief and Pension	0	17,229	0	26,749	0	22,465	0	22,518
Seattle Fire Dept	284,382	284,391	282,575	282,575	327,563	327,563	340,685	340,685
Seattle Municipal Court	41,585	41,585	43,280	43,280	45,891	46,227	48,086	48,482
Seattle Police Dept	385,564	392,886	393,643	395,795	454,202	457,860	457,496	462,052
<i>Subtotal</i>	<i>784,477</i>	<i>832,338</i>	<i>796,357</i>	<i>848,296</i>	<i>915,998</i>	<i>968,927</i>	<i>941,002</i>	<i>995,954</i>
Utilities, Transportation & Environment								
Office of Sustainability and Environment	7,912	17,293	7,260	30,585	8,361	26,740	8,743	27,346
Seattle City Light	0	1,447,591	0	1,531,413	0	1,705,244	0	1,814,502
Seattle Dept of Transportation	56,349	629,309	63,415	711,293	56,105	495,893	58,702	479,568
Seattle Public Utilities	22,722	1,272,646	26,705	1,580,693	26,664	1,585,352	27,690	1,680,357
<i>Subtotal</i>	<i>86,983</i>	<i>3,366,839</i>	<i>97,381</i>	<i>3,853,984</i>	<i>91,130</i>	<i>3,813,230</i>	<i>95,135</i>	<i>4,001,773</i>
Administration								
Office of the City Auditor	2,139	2,610	2,330	2,330	2,571	2,571	2,700	2,700
City Budget Office	7,922	9,200	8,783	8,959	9,882	9,882	10,240	10,240
Civil Service Commissions	809	809	882	882	2,506	2,506	2,552	2,552
Ethics and Elections Commission	1,329	5,151	1,303	4,306	1,470	11,732	1,545	4,642

Summary Charts and Tables

Office of Economic and Revenue Forecasts	668	668	836	836	749	749	911	911
Finance and Administrative Services	48,975	603,289	63,563	450,800	69,713	462,952	71,775	438,219
Finance General**	218,637	330,253	228,290	342,026	239,737	566,521	224,324	490,642
Seattle Information Technology Dept	0	283,442	0	302,496	0	283,445	0	287,351
Legislative Dept	19,559	19,559	21,023	21,023	22,764	22,764	23,939	23,939
Office of the Mayor	9,885	9,885	11,866	11,866	15,132	15,132	15,976	15,976
Office of the Employee Ombud	1,105	1,105	1,154	1,154	1,235	1,235	1,296	1,296
Office of Intergovernmental Relations	3,375	3,375	3,124	3,124	3,281	3,281	3,426	3,426
Employees' Retirement System	0	306,470	0	10,656	698	15,985	730	16,545
Seattle Dept of Human Resources	24,030	391,914	26,152	409,547	22,580	449,401	23,617	473,923
<i>Subtotal</i>	<i>338,435</i>	<i>1,967,731</i>	<i>369,304</i>	<i>1,570,004</i>	<i>392,319</i>	<i>1,848,156</i>	<i>383,031</i>	<i>1,772,363</i>
Total	1,622,004	7,551,062	1,722,180	7,838,541	1,865,705	8,262,597	1,912,118	8,538,056

*Formerly Community Safety and Communications Center

**General Fund (GF) transfers are reported in Finance General (Administration) to align with actual appropriations as well as totals in the General Fund Financial Plan (00100); this includes transfers to the Office of Labor Standards, Firefighter's Pension, Police Pension, Seattle Public Library, Seattle Information Technology Dept, and Finance & Administrative Services.

General Fund Revenue Overview

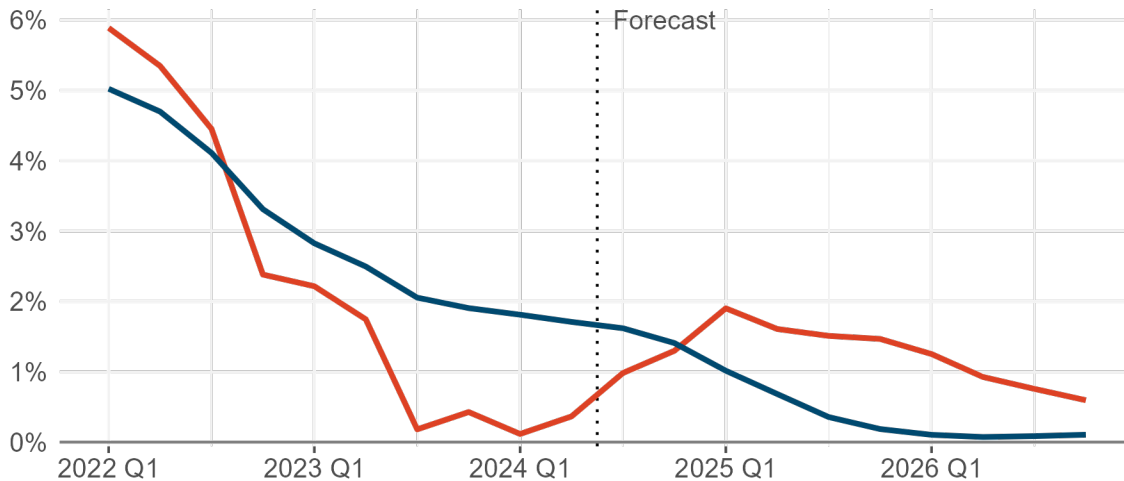
National Economic Conditions and Outlook

Disappointing inflation readings in the first half of 2024 compelled the Federal Reserve Bank to keep interest rates in the 5.25% to 5.50% range longer than anticipated in early 2024. The U.S. economy still continued to show resilience despite dramatic monetary tightening creating notable headwinds for consumer demand, investment, and job creation - real GDP grew 1.4% and 3.0% in the first two quarters of 2024. But the labor market has cooled as job openings have declined, job growth slowed, and the unemployment rate increased from 3.7% in January to 4.3% in July. Fed chair Jerome Powell acknowledged in his August press conference that the labor market is no longer overheated, but also that further weakening is not welcome. He has also signaled that the first interest rate cut can be expected in September, since inflation has continued to ease in the last few months and has shown more satisfactory progress towards the 2% inflation target.

The final August revenue forecast presented below, as well as the underlying regional economic forecast developed in July, are based on the national economic forecast from S&P Global released in the first week of July. These forecasts thus do not incorporate more recent information and data released after they were finalized, which changed the outlook for the timing of interest rate cuts and increased uncertainty regarding the likely path of the labor market. As shown in the figure below, S&P Global's July forecast expected job growth to slow further in 2025, and predicted essentially no job growth in 2026.

Employment growth, year-over-year % change

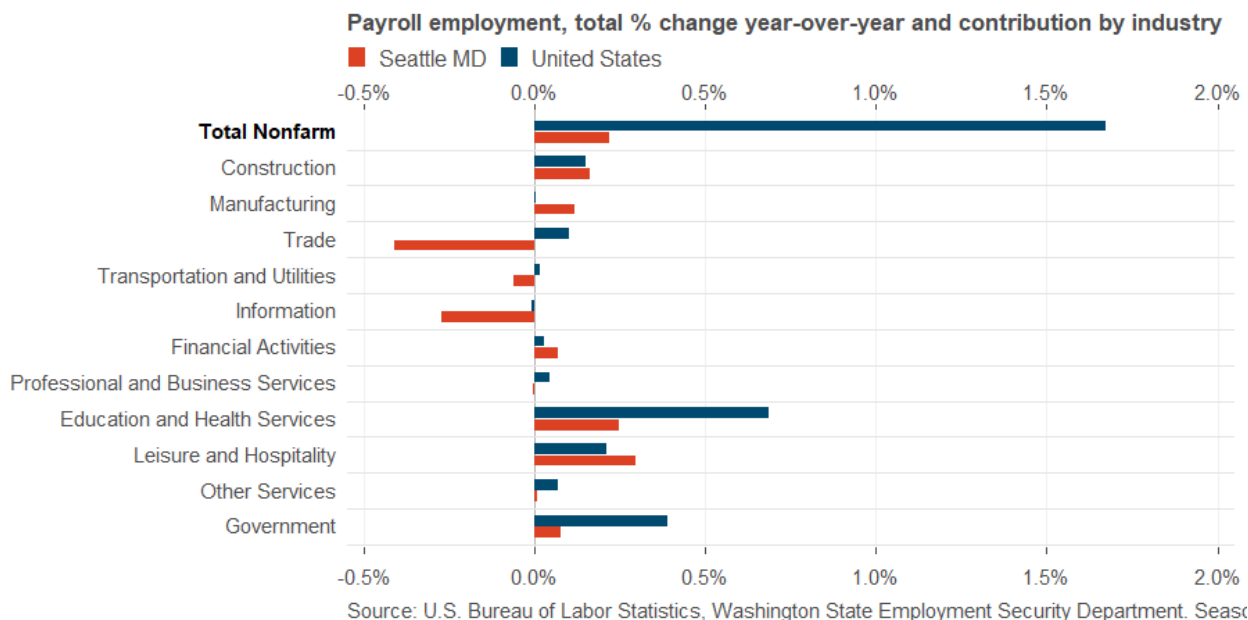
■ Seattle Metropolitan Division ■ United States



Seattle Metropolitan Area Economic Conditions and Outlook

Evident in the figure above, Seattle's regional economy has lagged the performance seen at the national level since the second half of 2022. Based on the employment estimates released by the Washington State Employment Security Department in July 2024, which revised regional employment down significantly going back to October 2023, there has been little job growth since Summer 2023. The net addition of 3,900 jobs between June 2023 and June 2024 represents an increase of a mere 0.2%, and as the figure below shows, growth has been very uneven across sectors.

There are at least two significant factors that have negatively affected the region's recent economic performance. The first is an ongoing reversal of growth in the technology sector, which has been a key driver of the region's post-pandemic recovery as its employment grew at a rapid pace. Early evidence of a correction in the tech sector's growth path can be seen in the second half of 2022, as announcements of hiring freezes and layoffs were accompanied by declining stock prices and in the following months layoffs became common even among the region's largest technology employers. While these layoffs were not unique to Seattle, the technology sector has a disproportionate impact on the Seattle region, relative to the nation as a whole. Based on the estimates released by the Washington State Employment Security Department in July 2024, regional employment in Trade, Information and Professional and Business Services (sectors where regional tech companies operate) declined by 24,500 since June 2022, approximately 1.4% of total regional employment. The extent to which the Trade and Information sector weighs down regional job growth is also visible in the chart below, which shows their contribution to the total change in employment over past 12 months at a combined -0.7%.



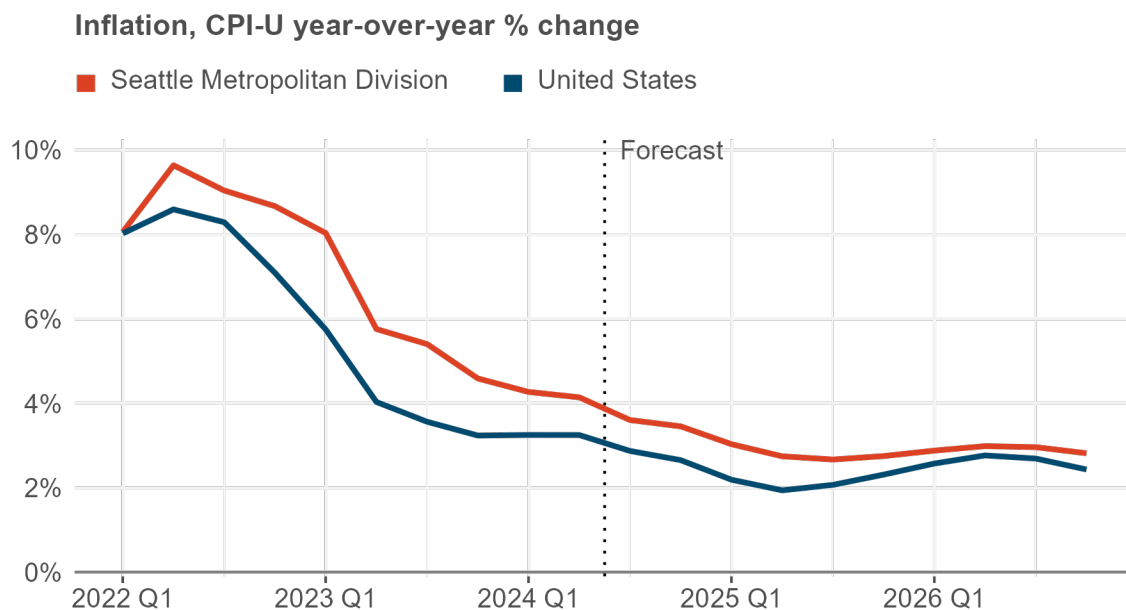
The second, and somewhat related, factor affecting the regional economy is a slow return to the office, indicating that overall economic activity in Seattle has been slow to recover as well. Jobs in the technology sector are generally remote-friendly and as a result Seattle workers have lagged the overall national trends in returning to traditional work locations. This has also led to a reduction in demand for office space and quickly rising office vacancy rates, which combined with high interest rates have resulted in a slowdown of construction activity after a decade of construction boom.

Like the nation, the regional economy is still likely to avoid a recession as there is currently no expectation of overall net job loss and employment is expected to grow modestly even as hiring slows.

However, the most recent regional economic forecast, prepared by the Office of Economic and Revenue Forecasts in July¹, projects that regional employment will grow just 0.7% in 2024, down from 1.9% expected in March. This change reflects the downward revision in year-to-date job growth in the employment estimates data released by the Washington State Employment Security Department in July, as well as their composition by industry.

Most of the uncertainty and downside economic risks are now with regard to the path of the labor market, rather than inflation. In the first half of 2024, both the national and the Seattle area inflation rates were close to the forecasts from March as inflation continued to ease, though at a slightly slower pace than in the second half of 2023. Regional inflation is still outpacing the national level. In the 12 months ending in June, the overall price level as measured by the CPI-U increased by 3.3% in the U.S. as a whole and by 4.5% in the region.

The current forecast from the Office of Economic and Revenue Forecasts anticipates that the annual regional CPI-U inflation rate for 2024 will be just 3.8%, and that in 2025 inflation will further cool to 2.8%². A softening in the regional residential rental market and slower rent growth have been key factors in recent declines, as housing represents close to 50% of the overall expenditures accounted for in CPI-U.



¹ <https://www.seattle.gov/economic-and-revenue-forecasts/forecasts>

² <https://www.seattle.gov/economic-and-revenue-forecasts/inflation>

City Revenue

The following sections present the current forecast for revenue sources supporting the City’s primary operating fund, the General Fund, its primary capital funds REET 1 and REET 2, and six select other funds – the Arts and Culture Fund, Seattle Park District Fund, Sweetened Beverage Tax Fund, the Short-Term Rental Tax Fund, the Transportation Fund, and the JumpStart Payroll Expense Tax Fund.

General Fund Revenue Forecast

Based on the weaker than expected performance of the regional economy and weaker revenue collection since the second half of 2023, overall 2024 General Fund revenues excluding Grants and Fund Balance Transfers are projected to be about \$2.9 million (0.2%) lower relative to the October forecast underlying the 2024 Adopted Budget. This is due to a lower forecast for the main economically driven revenues - Sales and Use Tax and Business and Occupation Tax were revised down by \$25.4 million (3.5%) - which was partially offset by a higher forecast for other revenues, most notably a \$16.1 million increase in the Public Utility Taxes. Further details about changes in the forecast for individual revenue streams can be found below. Including Grants and Fund Balance Transfers, the revised 2024 forecast for General Fund is \$48.4 million higher relative to the 2024 Adopted Budget forecast.

As the table below indicates, the 2025-2026 Proposed Budget anticipates \$1,934.4 million of General Fund revenues in 2025 and \$1,941.4 million in 2026. The increase from 2024 to 2025 of \$188.5 million is in large part attributable to a significant transfer from the JumpStart Payroll Expense Tax Fund to support general government programmatic and administrative needs. Excluding Grants and Fund Balance Transfers, General fund revenues are projected to grow 2.6% in 2025 and 4.3% in 2026. Revenues presented in the table below include those resulting from proposed policy changes added to the forecast since the August forecast was approved by the City’s Economic and Revenue Forecast Council on August 5, 2024. These changes total \$295.4 million and \$232.3 million for 2025 and 2026, respectively. They are primarily the result of changes to Court Fines, which were increased by \$4.9 million for both 2025 and 2026, as well as the addition of programmatic transfers from the JumpStart Payroll Expense Tax Fund, which were increased by \$287 million for 2025 and \$223 million for 2026.

General Fund Revenue, 2024 – 2026, thousands of dollars

Revenue	2023 Actuals	2024 Adopted	2024 Revised	2025 Proposed	2026 Proposed
Property Tax	314,262	318,226	315,780	324,810	325,982
Property Tax - Medic One Levy	63,540	67,258	67,135	64,712	83,286
Property Tax Total	377,802	385,484	382,915	389,522	409,267
Sales & Use Tax	312,029	325,318	311,706	319,450	328,876
Sales & Use Tax - Criminal Justice	27,857	30,068	28,217	28,860	29,641
Sales & Use Tax Total	339,886	355,386	339,923	348,310	358,518
Business & Occupation Tax	356,330	368,172	358,265	379,938	404,282
Payroll Expense Tax	3,646		-2,135		
Admission Tax	171				
Sweetened Beverage Tax	-2				
Utilities Business Tax - Private Utilities	43,238	38,444	37,647	35,253	33,937
Utility Tax - Private Total	43,238	38,444	37,647	35,253	33,937
Tonnage Tax	5,219	5,072	5,483	5,521	5,703
Utilities Business Tax - City Light	52,808	65,552	73,831	70,580	72,255
Utilities Business Tax - City SWU	29,325	25,684	26,711	27,546	28,455
Utilities Business Tax - City Water	34,912	37,608	40,640	38,740	39,547
Utilities Business Tax - Drainage/Waste Water	63,421	64,870	68,180	72,560	76,593
Utility Tax - Public Total	185,684	198,786	214,844	214,947	222,553
Firearms & Ammunition Tax	170	160	70	100	100
Gambling Tax	418	380	425		325
Leasehold Excise Tax	8,124	7,316	7,389	7,885	8,001
Pleasure Boat Tax	116	140	124	130	130
Transportation Network Company Tax	5,284	5,383	5,343	5,664	5,772
Other City Taxes Total	14,112	13,379	13,351	13,778	14,329
Meter Hood Service	4,774	4,000	4,400	4,400	4,400
Parking Meters	32,219	41,735	35,400	37,367	39,413
Parking Meters Total	36,993	45,735	39,800	41,767	43,813
Adult Probation and Parole	2				
Court Fees & Charges	441	172	144	528	478
Court Fines	23,546	19,451	19,514	24,419	24,467
Court Fines Total	23,989	19,623	19,657	24,947	24,945
Criminal Justice Assistance	5,061	4,901	5,154	5,371	5,578
E-911 Reimbursements & Cellular Tax Revenue	718	718	948	1,004	1,004
Liquor Board Profits	5,830	5,951	5,952	5,996	6,061
Liquor Excise Tax	5,395	5,393	5,460	5,341	5,480
Marijuana Excise Tax	1,919	1,931	1,982	2,108	2,267
Trial Court Improvement Account	150	150	150	150	150
Revenue from Other Public Entities Total	19,072	19,044	19,646	19,969	20,539

General Fund Revenue, 2024 – 2026, thousands of dollars, continued

Revenue	2023 Actuals	2024 Adopted	2024 Revised	2025 Proposed	2026 Proposed
Federal Direct Grants	18,391	6,209	34,127	3,992	3,992
Federal Direct Grants - FEMA	0	1,162	2,393		
Federal Indirect Grants	6,675	2,785	14,422	2,690	2,690
Other Grants	862	552	3,099	554	554
State and Local Grants	8,219	6,868	13,726	7,489	7,471
Grants Total	34,148	17,576	67,768	14,724	14,706
Transfer from - Other Fund	10,668	3,364	4,226		
Transfer from - Payroll Expense Tax Fund	69,837	91,528	91,829	296,925	233,373
Fund Balance Transfers Total	80,505	94,891	96,055	296,925	233,373
Cost Allocations & Administrative Charges	30,955	30,077	32,486	34,146	35,686
Legal Services	1,461	3,216	4,654	3,567	3,686
Other Proceeds	344	114	207	89	90
Personnel Service Charges	30,183	33,441	33,568	34,032	35,455
Public Safety Enforcement	13,113	5,719	10,629	10,034	10,436
Sales Proceeds	7				
Use Charges	215	159	190	225	225
Service Charges & Reimbursements Total	76,277	72,726	81,735	82,094	85,579
Animal Shelter Licenses & Fees	2,247	2,608	2,569	2,587	2,617
Business License Fees	23,989	18,936	20,722	20,751	21,344
Emergency Alarm Fees	1,738	1,200	1,200	514	514
Fire Permits & Fees	7,327	7,257	7,503	9,482	9,496
Interest on Investments	17,926	17,731	19,149	18,012	17,870
Miscellaneous Revenue	11,282	8,288	13,364	7,607	7,468
Other Business Licenses, Permits, & Fees	7,119	7,427	6,974	8,146	10,671
Other Interest Earnings	1,293	400	800	650	550
Private Contributions & Donations	167				
Professional & Occupational Licenses	3,573	3,579	3,582	3,763	4,316
Street Use Permits	804	865	620	760	760
Licenses, Permits, Interest Income and Other Total	77,465	68,291	76,481	72,272	75,606
Total General Fund	1,669,315	1,697,538	1,745,953	1,934,447	1,941,447

Property Tax. Property taxes paid in the current year are based on valuations as of January 1 of the previous year. The revenue forecasts and projected tax rates for 2025 are based on January 1, 2024 valuations. Over the course of the year, the King County Assessor conducts the research and appraisals needed to retroactively determine those valuations. Assessed values declined over the last few years due to the high-interest rate environment, the uncertainty of the long-term demand of office space, and a cooling residential market. But with the expectations of interest rate cuts later this year, which will boost the housing market, residential assessed values are now expected to grow, mitigating the continued challenges in the commercial real estate sector. However, the construction sector continues to grapple with high costs and rising office vacancy rates that are likely to prevail for an extended period of time. As a result, new construction is projected to decline through 2026, with growth resuming in 2027. The 2025-26 Proposed Budget forecasts modest growth in the general expense property tax in the next two years, anticipating \$324.8 million in revenue in 2025 and \$326.0 million in 2026.

Medic 1/Emergency Medical Services. This county-wide property tax is levied by King County. Conceptually, the City of Seattle receives a distribution of the proceeds equal to the county-wide tax rate multiplied by the City's assessed value (AV). The county-wide tax rate is based on the approved annual Medic 1/EMS levy amount divided by total King County AV. Thus, the tax rate will increase or decrease respectively when King County AV shrinks or grows faster than the rate of growth of the levy amount. The City's share will, in turn, grow or shrink with the tax rate and whether City AV growth is sufficient to outpace any changes resulting from King County AV changes. The 2025-2026 Proposed Budget includes a decrease of \$2.4 million for 2025 relative to the 2024 Adopted Budget, due to the effect of faster King County AV growth and the resulting decrease in the tax rate outweighing the growth in City AV in 2024 and 2025. Revenues in 2026 increase sharply by approximately \$18.5 million to \$83.3 million from \$64.7 million projected for 2025, due to assumptions about the initial levy rate from the Medic 1/EMS levy renewal vote scheduled for the fall of 2025. Although still in the process of approval, this forecast assumes a rate of \$0.265 per \$1,000 of assessed value.

Sales and Use Tax. Consistent with the weak performance of the regional economy and notable declines in revenues from construction and trade sectors that started in late 2023, the revised forecast anticipates essentially no growth in sales tax revenues between 2023 and 2024, thus reducing the 2024 sales tax revenues by \$15.5 million compared to the 2024 Adopted Budget forecast. This is expected to be followed by a modest 2.5% and 2.9% sales tax revenue growth in 2025 and 2026, as interest rates decline gradually and demand recovers.

Business and Occupation (B&O) Tax. Similar to the sales tax, Seattle's weak economic performance is expected to weigh on B&O tax revenues as well. But while sales tax and B&O tax in general tend to move together, the tax base for B&O tax is more diversified, with smaller shares taken up by the construction and trade sectors. Consequently, B&O revenues are expected to show slightly stronger performance since the decline in the construction sector has created a larger drag on sales tax growth. Compared to the forecast from last fall, the revised forecast reduces 2024 B&O revenues by \$9.9 million to \$358.3 million. B&O tax is then projected to generate \$379.9 million in 2025 and \$404.3 million in 2026.

Utility Business Tax – Private Utilities. This revenue category includes taxes on cable television, telephone service, natural gas, and the central steam heat services provided in the downtown core. The overall forecast for this revenue category remains unchanged as the underlying revenue streams had slight, offsetting revisions. Natural gas and steam have seen positive upward changes due to a recent pattern of growth but are negated by continued declines in cable and telephone tax revenues. A

decline was initially predicted as consumers switched to different modes of communication and entertainment, but recent data suggest that these tax revenues have not yet “bottomed out”.

Utility Business Tax – Public Utilities. The City levies a tax on most revenue from retail sales collected by City-owned utilities (Seattle City Light and Seattle Public Utilities). Tax rates range from a State-capped 6% on City Light up to a current 15.54% on the City Water utility. The current forecast revises 2024 revenues upward by \$16.1 million compared to the Adopted, half of which is a result of a shift in accounting of water and electric tax revenues from 2023 to 2024. The 2025-26 Proposed Budget estimates total public utility revenues at \$214.9 million for 2025 and \$222.6 million for 2026.

Transportation Network Company Tax. In November 2019, Council approved a tax on transportation network companies (TNC), such as Uber and Lyft, effective July 1, 2020. As approved, the tax of \$0.57 per trip is owed for all rides originating in Seattle by TNC’s with more than 1 million rides per calendar quarter. Council reduced the ride threshold to 200,000 rides per quarter effective October 2020, and then, per state law, the tax rate to \$0.42 per trip effective January 1, 2023. At the start of the COVID-19 pandemic, the demand for rides and the number of drivers plummeted, dramatically reducing TNC tax revenue. Since this pandemic low, the recovery of both demand and supply has been anemic. The 2025-26 Proposed Budget assumes \$5.7 million in 2025 and \$5.8 million in 2026.

Parking Meters. Revenue from on-street parking meters is forecast to be \$35.4 million in 2024 and \$37.4 million in 2025, a year-over-year increase of \$2 million or 5.6%. However, the 2025 forecast represents a drop of \$1.8 million (-4.7%) relative to the 2024 Adopted budget. The year-over-year increase is due mostly to rate changes that the Seattle Department of Transportation implements 3-4 times per year with rates determined by its Performance-Based Parking Program model which sets rates to achieve 1-2 open spaces per block face. Also contributing to rising revenues is the increased minimum and maximum allowable parking rates, approved with the 2024 Adopted Budget, which took effect March 2024. That change increased the minimum rate from \$0.50 to \$1 and the maximum from \$5 to \$8. The reduction in 2025 projected revenues relative to the 2024 Adopted Budget reflects lower than assumed increases in 2024 from rate changes compared to recent years and lowered expectations for future rate increases.

Court Fines. The City imposes and collects fines and related fees on various citations, primarily on-street parking tickets and camera-enforced red-light violations. Relative to the 2024 Adopted budget, the 2025 Proposed budget assumes a decrease of \$1.9 million in revenue in 2025 and \$2.4 million in 2026. The reduction is mostly attributable to parking and red-light camera citations being lower in 2024 than previously expected and estimates of future volumes being adjusted accordingly. Expected volumes for certain traffic violations have also been revised downward based on recent totals. However, relative to the August forecast approved by the City’s Economic and Revenue Forecast Council, the 2025 Proposed budget includes a proposal to increase parking citation fine amounts, which would add a projected \$4.9 million to these revenues in 2025. Those rates have not changed since 2011 and the proposal would bring them closer to inflation adjusted levels and to rates in similar U.S. cities. For more details, see the Seattle Municipal Court section of the budget.

Grant Revenues. Federal, State and local grant revenues can change significantly with the passage of time as departments learn of new grant opportunities and applications are successful. Importantly, grant revenues are by their nature and purpose matched dollar-for-dollar with expenditures across the life of the grant. As such, grants are not providing additional discretionary revenues for allocation

through the budget process. The 2025-26 Proposed Budget contains an expected \$14.7 million of grant revenues in both years.

Fund Balance Transfers. Fund balance transfers in the 2025-26 Proposed Budget total \$296.9 million in 2025 and \$233.4 million in 2026, the majority of which are transfers from the Payroll Expense Tax Fund to support programmatic and administrative expenses. For further explanation of the transfer and uses of the payroll expense tax, please see the Budget Overview section of this budget book.

Service Charges and Reimbursements. This category includes revenues to recover the costs for services within city government and revenues generated from legal and personnel services. The total revenues expected in the 2025-26 Proposed Budget of \$82.1 million in 2025 and \$85.6 million in 2026 reflect a continued rise in the overall cost of service provision.

Licenses and Permits. The City requires all businesses operating in Seattle to have a business license. The cost of these licenses increases with the business' revenues. The current forecast shows a notable \$4 million decline in revenues from 2023 Actuals to the 2024 Revised forecast, primarily due to a significant shift in payments from 2022 to 2023. In particular, an atypically large share of payments made at the end of 2022 was fully processed and accounted for only in early 2023, which increased 2023 totals. For 2024, business license revenues were revised up \$1.8 million compared to the 2024 Adopted Budget forecast. The current forecast anticipates 2025 and 2026 revenues to be \$20.8 million and \$21.3 million, respectively.

Interest Income. The City receives interest earnings on its cash holdings. Increases in earnings rates have led to revised 2024 increase projections of approximately \$1.4 million to \$19.1 million from \$17.7 million in the 2024 Adopted Budget. Cash balances remain elevated, but are projected to decline gradually throughout 2024-2026. Earnings rates are projected to remain relatively flat across the biennium. The resultant forecast is for modest declines in interest earnings relative to the revised 2024 forecast, but still higher than assumed in the 2024 Adopted.

Non-General Fund Revenues of Note

In addition to forecasts of General Fund revenues, the Forecast Office and the City Budget Office track and forecast various other revenues that are accounted for in separate funds and that support general government purposes.

REET 1 and REET 2 Capital Funds – Real Estate Excise Tax (REET).

REET revenues are generated by a combined 0.5% tax on all real estate transactions. The sharp increase in interest rates, induced by the Federal Reserve's monetary tightening that started in 2022, has restricted the supply of homes for sale due to the mortgage rate lock-in effect and a significantly increased overall cost of borrowing, thus negatively impacting the volume of both residential and commercial real estate transactions. In addition, the slow return to the office has created a great deal of uncertainty about the value of commercial office space. This uncertainty has further dampened the sales of large office properties, which had previously represented a notable share of REET revenues. REET revenues declined 47.6% in 2023 and the recovery is expected to take several years. Nevertheless, there were nine real estate transactions with sales price above \$50 million in the first half of 2024, which contributed about \$5 million to the REET collection. As a result, the REET forecast for 2024 has been increased from \$52.3 million to \$57.2 million. The Federal Reserve is expected to start cutting interest rates in the second half of 2024, which will lower borrowing costs, improve the demand for mortgages and at least partially alleviate the interest rate lock-in effect. For 2025 and 2026, the forecast anticipates \$63.9 million and \$80.2 million, respectively.

Arts and Culture Fund - Admission Tax.

Relative to the forecast from last October, anticipated admission tax revenues have increased by \$1.9 million for 2024 to \$26.3 million. This adjustment reflects an overall increase in the demand for entertainment activities, attributable to both residents and tourists. This increased demand also increases the total projected revenues for 2025 and 2026 to \$27 million and \$27.8 million, respectively.

Seattle Park District Fund – Property Tax Levy.

In August 2014, voters approved creation of a Metropolitan Park District (MPD). Pursuant to RCW 35.61, the MPD is a legally separate taxing jurisdiction from the City of Seattle, whose property tax levy authority of \$0.75 per \$1,000 assessed value is outside of the City's statutory rate limit of \$3.60 per \$1,000 assessed value and whose revenues will not be accounted for in the City's General Fund. The MPD is levying \$127.4 million in 2025 and \$131.2 million in 2026 in line with the adopted six-year spending plan.

Sweetened Beverage Tax Fund.

The Sweetened Beverage Tax is a tax of 1.75 cents per ounce of sweetened beverages or the equivalent for condensed syrups distributed into the City of Seattle. Consumption patterns and volumes changed during the COVID-19 restrictions reducing revenues. Although not completely returned to 2019 pre-COVID consumption and revenue levels (\$24.1 million), consumption and revenues have grown from the 2020 low of \$15.6 million to a plateau of approximately \$21 million over 2021-2023. The 2025-2026 Proposed Budget further anticipates revenues of \$21.3 and \$21.7 million in 2025 and 2026 respectively. These are essentially flat from the 2024 Adopted Budget of \$21.2 million.

Short-Term Rental Tax Fund.

Effective January 1, 2019, the State legislature authorized the public facilities district that is the Washington State Trade and Convention Center to impose a 7% tax on the sale of or charge made for the furnishing of lodging (including but not limited to any short-term rental). Beginning in 2020 these revenues and associated expenditures were moved from the General Fund to the Short-Term Rental Tax Fund in the City's accounting system. These revenues were severely affected by the reduction in travel due to COVID-19 concerns in 2020 and 2021 but have since rebounded, surpassing 2019 collections, and are currently expected to grow at a steady pace, reflecting the strength of the hospitality sector. The 2025-26 Proposed Budget anticipates \$11.8 million in 2025 and \$12.4 million in 2026.

Transportation Fund - Commercial Parking Tax.

Commercial parking tax revenues continue a robust recovery from the effects of the COVID-19 pandemic, buoyed by a rate increase of 2 percentage points from 12.5% to 14.5% that took effect July 2022. However, year-over-year growth is expected to slow given the signs of a cooling economy. The 2025-26 Proposed Budget anticipates \$54.0 million in 2025 and \$54.6 million in 2026.

JumpStart Payroll Expense Tax Fund.

For 2024, the City's Payroll Expense tax applies to those businesses with a total 2023 payroll expense in Seattle of at least \$8,511,281 and one or more employees with a 2024 annual compensation of at least \$182,385. Specific tax rates vary with the level of individual employee's compensation and a company's total Seattle payroll³. The Payroll Expense Tax was first imposed in 2021, with the first payments made in January 2022. Total 2021 tax obligations were approximately \$293 million, falling to \$253 million in 2022, then rising to \$313 million in 2023. The revised forecast for 2024 is \$404.4 million, \$78.7 million higher than the 2024 Adopted Budget forecast. The 2025-2026 Proposed Budget anticipates \$430.0 million in 2025 and \$451.5 million in 2026.

Though the City's experience with this tax is limited, it suggests that the payroll expense tax will be more volatile year to year and also more complicated to forecast than other similarly sized revenues streams (property tax, sales tax, and business and occupation tax) for several reasons. About 70% of the revenues from this tax are paid by only 10 companies and most of them are in the technology sector. The sharp drop in tax obligations in 2022 was associated with a slowdown in this sector, accompanied by layoffs and falling stock values, which negatively affect payroll tax revenues since stock grants represent a notable share of total compensation for technology workers.

As a result, the stock market outlook rather than the outlook for employment growth is a main driver of the upward revision in the revenue forecast for 2024 through 2026. The strong bounce back of stock prices in 2023 and an improved stock market outlook for 2024 are anticipated to more than offset the effect of ongoing tech sector job losses on payroll expense tax revenues. As a prime example, while Amazon continues to expand on the Eastside, it was reported that the company's headcount within Seattle city limits dropped by about 10,000 employees (17%) between the peak in 2020 and early 2024. However, based on the predictions of Wall Street analysts from late July, Amazon's stock price is expected to grow on average 52.1% in 2024 and 20.4% in 2025, after declining 24.6% in 2022 and 3.7% in 2023. The volatility due to the dependence of the tax base on stock price movements will remain an important risk going forward. In addition, given that total payroll expense tax revenues are significantly

³ Initial tax rates varied from 0.7% to 2.4%, starting from 2024 tax year they increased by approximately a factor of 1.065 and range from 0.746% to 2.557%. For more details see <https://www.seattle.gov/city-finance/business-taxes-and-licenses/seattle-taxes/payroll-expense-tax>.

affected by business decisions made by a small number of companies, rising office vacancy rates and the negative incentive effects of Initiative 137 also pose large risks in the coming years.

Seattle City Tax Rates

	2020	2021	2022	2023	2024
Property Taxes (Dollars per \$1,000 of Assessed Value)					
General Property Tax	\$1.12	\$1.16	1.14	1.06	1.11
Families & Education	0.34	0.34	0.32	0.29	0.30
Low Income Housing	0.16	0.16	0.15	0.14	0.47
Transportation	0.38	0.38	0.37	0.33	0.34
Library	0.12	0.12	0.11	0.10	0.11
Election Vouchers	0.01	0.01	0.01	0.01	0.01
City Excess GO Bond	0.09	0.09	0.06	0.05	0.05
Other Property Taxes related to the City					
Seattle Park District	0.21	0.21	0.20	0.39	0.41
Emergency Medical Services	0.26	0.26	0.25	0.21	0.23
Retail Sales and Use Tax					
	0.85%	0.85%	0.85%	0.85%	0.85%
Transportation Benefit District Sales and Use Tax					
	0.10%	0.15%	0.15%	0.15%	0.15%
Business and Occupation Tax					
Retail/Wholesale	0.222%	0.222%	0.222%	0.222%	0.222%
Manufacturing/Extracting	0.222%	0.222%	0.222%	0.222%	0.222%
Printing/Publishing	0.222%	0.222%	0.222%	0.222%	0.222%
Service, other	0.427%	0.427%	0.427%	0.427%	0.427%
International Finance					
City of Seattle Public Utility Business Taxes					
City Light	6.00%	6.00%	6.00%	6.00%	6.00%
City Water	15.54%	15.54%	15.54%	15.54%	15.54%
City Drainage	11.50%	11.50%	11.50%	11.50%	11.50%
City Wastewater	12.00%	12.00%	12.00%	12.00%	12.00%
City Solid Waste*	14.20%	14.20%	14.20%	14.20%	14.20%
City of Seattle Private Utility B&O Tax Rates					
Cable Communications (not franchise fee)	10.00%	10.00%	10.00%	10.00%	10.00%
Telephone	6.00%	6.00%	6.00%	6.00%	6.00%
Natural Gas	6.00%	6.00%	6.00%	6.00%	6.00%
Steam	6.00%	6.00%	6.00%	6.00%	6.00%
Commercial Solid Waste*	14.20%	14.20%	14.20%	14.20%	14.20%
Other Taxes					
Admissions	5.00%	5.00%	5.00%	5.00%	5.00%
Amusement Games (less prizes)	2.00%	2.00%	2.00%	2.00%	2.00%
Bingo (less prizes)	10.00%	10.00%	10.00%	10.00%	10.00%
Punchcards/Pulltabs	5.00%	5.00%	5.00%	5.00%	5.00%
Cable Franchise Fee	4.40%	4.40%	4.40%	4.40%	4.40%
Fire Arms Tax (Dollars per weapon)	\$25.00	\$25.00	\$25.00	\$25.00	\$25.00
Ammunition Tax (Dollars per round)	\$0.05	\$0.05	\$0.05	\$0.05	\$0.05
Sweetened Beverage Tax (Dollars per fluid ounce)	\$0.0175	\$0.0175	\$0.0175	\$0.0175	\$0.0175

Multi-Department Revenue Summary

Payroll Expense Tax

The 2025-2026 Proposed Budget includes \$520.3 million in appropriation backed by \$430 million in forecasted Payroll Expense Tax revenues and an additional \$90.3 million in one-time Payroll Tax fund balance resulting from a combination of underspend and revenues exceeding forecasts in prior years.

Of this amount, the proposed budget allocates \$85 million in one-time fund balance to support general government expenses in the General Fund. The proposed budget allocates an additional \$202 million of anticipated 2025 revenues for the same purpose, for a total allocation of \$287 million in Payroll Tax support for the General Fund in 2025. The proposed budget allocates \$223 million in anticipated 2026 revenues to support general government expenses in the General Fund in 2026.

The proposed budget also sets aside \$48.7 million in planning reserves in 2025, including a revenue stabilization reserve equivalent to 10% of forecasted 2025 revenues. The Executive proposes this reserve due to the continued volatility of Payroll Expense Tax revenues.

Of the remaining \$233.3 million in Payroll Tax proceeds appropriated in the proposed budget, \$15 million per year in 2025 and 2026 is allocated to the Department of Education and Early Learning and to the Department of Parks and Recreation for programming to support youth mental health. In addition, the payroll tax supports \$4.25 million in the Human Services Department in 2025 to pay for youth violence prevention programs. The proposed budget continues this investment in youth violence prevention in 2026 in the General Fund.

After General Fund transfers and investments in youth mental health and violence prevention, the proposed budget allocates \$214 million in 2025 and \$224 million in 2026 to support programming in the five spending categories of the Payroll Expense Tax spending plan outlined in Section 5.38.055 of the Seattle Municipal Code, which is amended in companion legislation transmitted by the Executive concurrently with the 2025-2026 Proposed Budget.

This includes:

Housing and Services: The proposed budget includes \$133 million in payroll tax-backed investments in 2025 for affordable housing for low-income households, representing 62 percent of Payroll Tax program spending after transfers to the General Fund and investments in youth mental health and violence prevention. This funding will support the Office of Housing's work to develop, acquire, preserve, and operate affordable housing and foster affordable homeownership opportunities, and to support the ongoing operations and maintenance needs of affordable housing providers. The proposed budget will also support approximately \$1.8 million per year in 2025 and 2026 for the Department of Construction and Inspections to provide tenant assistance for eviction prevention.

Economic Development: The proposed budget includes \$31.1 million in 2025 in payroll tax-backed investments spread across ten City departments to support a wide range of economic development and affordability programs. This amount represents 15 percent of Payroll Tax program spending after transfers to the General Fund and investments in youth mental health

and violence prevention. Of this amount, \$19.9 million is allocated to the Office of Economic Development to continue leading implementation of the Mayor's Downtown Activation Plan and OED's Future of Seattle's Economy Plan, which was supported by the City Council in Resolution 32099. Additional payroll tax-backed allocations will support investments in the Mayor's Downtown Activation Plan by Seattle Parks and Recreation and Seattle Center. The proposed budget also sets aside a reserve in Finance General for costs related to hosting the 2026 FIFA World Cup. The proposed budget includes \$1 million over the biennium for the Department and Finance and Administrative services for technology investments to support the expansion of OED's work with Business Improvement Areas. The proposed budget includes over \$1m in each year to support an affordability program in the Information Technology Department, as well as economic opportunity investments in the Office of Immigrant and Refugee Affairs and the Human Services Department. In addition, the proposed budget includes \$350,000 to conduct additional environmental review related to proposed zoning changes within existing Regional and Urban Centers to allow more height and development capacity for housing.

Green New Deal: The proposed budget includes \$18.3 million in 2025 for payroll tax-backed investments in the Seattle Green New Deal, which aims to make Seattle carbon neutral by 2050. This funding amount represents 9 percent of payroll tax program spending after transfers to the General Fund and investments in youth mental health and violence prevention and allows the city to continue the bulk of ongoing Green New Deal (GND) initiatives from the 2023 and 2024 Adopted Budgets. The proposed budget includes full funding at OSE for the Building Emissions and Performance Standards (BEPS) program and the Clean Buildings Accelerator, which provides technical assistance and funding for low-income building owners to comply with BEPS and new state energy code requirements. Continued funding at OSE and other departments such as Office of Housing and Finance and Administrative Services will also support electrification and energy retrofits for homes, municipal buildings, transportation electrification, EV charging infrastructure, and urban forestry. To reduce transportation-related emissions, GND funds will also support Seattle Transit 3 (ST3) staffing to oversee and support project delivery in Seattle. Payroll tax supported GND funding is leveraged with additional federal and state grants for climate initiatives. In 2024, over \$35 million in external funding was awarded to the City of Seattle, with more awards anticipated.

Equitable Development Initiative: The proposed budget includes \$22 million in 2025 in payroll tax-backed investment in the Equitable Development Initiative (EDI) grants, program implementation and staffing costs in the Office of Planning and Community Development. This amount represents 10 percent of payroll tax program spending after transfers to the General Fund and investments in youth mental health and violence prevention. EDI invests in neighborhoods most impacted by displacement and low access to economic opportunities and aims to expand opportunity, prevent displacement, and build on local cultural assets. The proposed budget provides a total of \$28.3 million for EDI grants and program implementation, including contributions coming from the Payroll Expense Tax and Short-Term Rental Tax.

Administration and Evaluation: The proposed budget includes \$9.6 million in 2025 to support the administration of the payroll tax and the evaluation of the programs funded by its proceeds. This amount represents 4% of payroll tax program spending after transfers to the General Fund

and investments in youth mental health and violence prevention, and is shown in the budget as a transfer from the Payroll Tax Fund to the General Fund in Finance General. This amount covers specific costs related to administering the payroll tax in the Department of Finance and Administrative Services and City Finance, as well as increased staffing levels in the Department of Human Resources, City Budget Office and the Legislative department added in prior budgets. This transfer also covers administrative costs to the General Fund that are not captured through a formal allocation formula.

Department	Program Area	2025 Allocation (\$)	2026 Allocation (\$)
Department of Education and Early Learning	Youth Mental Health	13,900,000	14,400,000
	DEEL Total:	13,900,000	14,400,000
Department of Finance and Administrative Services	Green New Deal	2,302,938	2,892,162
	Economic Development	500,000	500,000
	FAS Total:	2,802,938	3,392,162
Finance General	PET Fund Balance to Support GF	85,000,000	-
	Current Year Revenue to Support GF	202,000,000	223,000,000
	PET Administration and Evaluation	9,591,400	10,039,596
	Housing and Services	333,333	333,333
	Economic Development	2,000,000	4,000,000
	Green New Deal	1,442,889	1,558,106
	FG Total:	300,367,622	238,931,035
Human Services Department	Economic Development	3,868,425	3,930,478
	Youth Violence Prevention	4,250,000	-
	HSD Total:	8,118,425	3,930,478
Office of Economic Development	Economic Development	19,934,512	19,633,742
	OED Total:	19,934,512	19,633,742
Office of Housing	Housing and Services	130,958,652	137,175,942
	Green New Deal	1,885,145	1,885,145
	OH Total:	132,843,797	139,061,087
Office of Immigrant and Refugee Affairs	Economic Development	142,227	151,567
	OIRA Total:	142,227	151,567
Office of Planning and Community Development	Equitable Development Initiative	22,040,000	23,069,908
	Economic Development	1,089,947	412,560
	Green New Deal	186,440	198,089
	OPCD Total:	23,316,387	23,680,557
Office of Sustainability and Environment	Green New Deal	12,042,588	12,179,301
	OSE Total:	12,042,588	12,179,301
Seattle Center	Economic Development	591,308	254,366
	Green New Deal	195,000	195,000
	CENTER Total:	786,308	449,366
Seattle Department of Construction and Inspections	Housing and Services	1,758,015	1,758,015
	SDCI Total:	1,758,015	1,758,015
Seattle Department of Transportation	Economic Development	250,000	-
	SDOT Total:	250,000	-
Seattle Information Technology Department	Economic Development	1,114,246	1,124,176
	ITD Total:	1,114,246	1,124,176
Seattle Parks and Recreation	Economic Development	1,577,936	2,513,516
	Youth Mental Health	1,100,000	600,000
	Green New Deal	195,000	195,000
	SPR Total:	2,872,936	3,308,516
Citywide Total:		520,250,000	462,000,000

Sweetened Beverage Tax

Revenues declined in 2024 compared to forecast and continue to decline over the 2025-2026 biennium (about \$1 million per year). Use of SBT fund balance allows for a small increase in 2025 for labor settlements and contract inflation costs. While the 2026 budget maintains funding for Fresh Bucks and Healthy Food in Schools and for Parks programming, several departments will be implementing an 8% reductions. Reductions are made to the Department of Education and Early Learning's Developmental Bridge Contract, ParentChild+ Contract, and the Child Care Health Program. The Department of Neighborhoods' Food Equity Fund (FEF) will support 3-5 fewer awards each year for community-led projects. Human Services Department funding for produce bags for in-home family childcare providers (aka Farm to Child Care pilot) will be eliminated.

Short-Term Rental Tax

Ordinance 125872 and state law restrict the use of Short –Term Rental Tax (STRT) for equitable development and affordable housing. The proposed budget allocates \$6.2 million to the Office of Planning and Community Development (OPCD) for Equitable Development Initiative (EDI) grants to outside organizations, program implementation, and EDI staffing costs; \$3.86 million to the Human Services Department for permanent supportive housing, and \$2 million to debt service. The EDI was established in 2016 to provide investments in neighborhoods that support those most impacted by displacement and low access to opportunity. The program's objectives include advancement of economic opportunity and wealth-building strategies, preventing displacement, and building on local cultural assets.

Transportation Network Company (TNC) Tax

The 2025-2026 Proposed Budget projects \$5.7 million in 2025 and \$5.8 million in 2026 from the Transportation Network Company (TNC) tax. The TNC Tax began collecting revenue in 2021 and has seen a slower rebound of users and a reduction in revenue due to the creation of a state led Transportation Network Company tax. Washington State Engrossed Substitute House Bill 2076 creates a state level Transportation Network Company tax and preempts the City from enforcing the TNC Driver Minimum Compensation and TNC Driver Deactivation Rights Ordinances starting on January 1, 2023. ESHB 2076 also reduces the per trip fee from \$0.57/trip to \$0.42/trip effective January 1, 2023.

The previously passed Spending Resolution 31914 outlined how the proceeds of the TNC Tax were to be spent, which includes the 2023 preempted components. The Proposed Budget includes temporary modifications to the spending resolution for the 2025-2026 biennium. The Department of Finance and Administrative Services (FAS) is responsible for the accounting, collection, and enforcement of the tax and is appropriated \$350,000 in 2025. The remainder of the TNC Tax revenue will be used to make investments in transportation, including transit, and to support other City General Fund activities.

Admissions Tax

Over the 2025-2026 Biennium, the admissions tax is projected to generate \$30.8 million to support City arts and culture programs. Admissions tax revenue supports grants for arts and cultural organization, cultural facilities, grants for individual artists as well as other investments to support the arts community in the City. The Proposed Budget includes appropriations out of the Arts and Culture Fund to three City departments which have arts and culture-related spending. It also includes legislation to broaden the uses of Admissions Tax to support arts and culture investments throughout city departments. The Office of Arts and Culture, Seattle Center and Seattle Parks and Recreation budgets use Admissions Tax to support arts and culture spending.

City Fiscal Reserve Funds

The State of Washington permits the City to maintain two financial reserves to draw upon in the event of certain unanticipated expenditure or revenue pressures.

Emergency Fund

Under the authority of RCW 35.32A.060, the City maintains the Emergency Fund (EMF) of the General Fund. The EMF is the principal reserve for the City to draw upon when certain unanticipated expenses occur during the fiscal year. Eligible expenses include costs related to storms or other natural disasters. State law limits the amount of money the City can set aside in this reserve to 37.5 cents per \$1,000 of assessed value of property within the city.

Prior to 2017, the City's practice was to fully fund the emergency reserve to this maximum limit. In 2017, the City modified the existing financial policies for the EMF to establish a minimum balance of \$60 million, and to adjust that target balance each year with the rate of inflation. This policy struck a balance between ensuring that resources will be available to address unanticipated expenditures and making resources available to address current needs. In 2022, the City updated its financial policies to define a process for rebuilding the EMF reserve following a significant drawdown of funds, requiring that the EMF be replenished to its target balance within a period of five years.

During the COVID-19 pandemic and related economic downturn, the City withdrew \$31.3 million from the EMF over two years, reducing the reserve balance to \$33.7 million at the end of 2021. The 2022 Adopted Budget initiated the five-year rebuilding cycle by contributing \$10 million to the EMF. In 2023 a total of \$15 million was transferred to the fund and the 2024 Adopted Budget funded a contribution of \$14.2 million. The 2025-2026 Proposed Budget assumes contributions of \$12.7 million in 2025 and \$2.4 million in 2026 to complete replenishing the reserve target balance¹ of \$88 million within the prescribed five-year timespan.

Revenue Stabilization Fund

Under the authority of RCW 35.21.070, the City maintains a second financial reserve called the Revenue Stabilization Fund (RSF), also known as the "Rainy Day" Fund. The RSF provides resources for the City to draw upon to maintain City services in the event of a sudden, unanticipated shortfall in revenue due to economic downturns or other factors. City code limits the balance of this reserve to five percent of General Fund tax receipts. Ordinance 123743 requires the City to deposit an amount equivalent to 0.5% of General Fund tax revenues into the RSF, with some limited exceptions. In addition, City policy requires the deposit of 50% of any unplanned year-end fund balance in the General Fund into the RSF. The RSF has a fund balance cap equal to five percent of total annual General Fund tax revenue.

In 2011, following the Great Recession of 2009 and 2010, the City adopted significant RSF funding enhancements via Ordinance 123743, including the required annual deposit of 0.5% of General Fund tax revenues into the RSF. The new policies facilitated the rebuilding of this reserve fund from a low of \$10.5 million in 2010 to \$60.8 million by 2020. Additionally, the policies specified that contributions to the fund are suspended when tax revenues decline and are reduced to 0.25% in the following year.

During the COVID-19 pandemic and related economic downturn, the City withdrew \$54.7 million from the RSF, reducing the reserve balance to \$6.0 million at the end of 2021. The 2022 Adopted Budget called for a \$15.4 million contribution to the RSF as part of a multi-year strategy to rebuild the fund balance to 5% of total annual General Fund tax revenue. However, the 2021 year-end fund balance in the General Fund generated a \$55.7 million mid-year deposit during 2022, which funded the RSF to its cap. Since 2023, the budget has funded the incremental amount necessary to maintain the RSF at the statutory cap. The 2025-2026 Proposed Budget includes

¹ 2026 anticipated target balance calculated using CPI-U 12 Months Ending June from the August 2024 Revenue Forecast.

\$1.1 million in 2025 and \$3.0 million in 2026 in contributions to the RSF, bringing the total RSF reserves to \$72 million in 2026.

City Bond Issuance and Debt Service

In addition to cash resources, the City also uses bonds and property tax levies to fund a variety of capital improvement projects. The City's budget must include funds to pay interest and principal on outstanding and proposed bonds. The City has issued three types of debt to finance its capital improvement programs: unlimited tax general obligation bonds, limited tax general obligation bonds and revenue bonds.

Unlimited Tax General Obligation Bonds

The City may issue Unlimited Tax General Obligation (UTGO) Bonds for capital purposes if a proposition authorizing their issuance is approved by 60% of the voters in an election in which the number of voters exceeds 40% of the voters in the most recent general election. Payment of principal and interest is backed by the "full faith and credit" of the City. This means that the City commits itself to include in its property tax levy an amount that is sufficient to pay principal and interest on the bonds. Property taxes levied to pay debt service on UTGO bonds are not subject to the statutory limits in state law on the taxing authority of local governments, which is why UTGO bonds are "unlimited" (see the "Property Tax" section of the "Revenue Overview" for a description of statutory limits on property tax rates and growth). However, state law does limit the amount of UTGO bonds that can be outstanding at any time to 7.5% of assessed valuation of property in the city: 2.5% for open space and park facilities, 2.5% for utility purposes, and 2.5% for general purposes. As of December 31, 2023, there were approximately \$221.0 million in UTGO bonds outstanding.

Limited Tax General Obligation Bonds

The City Council may authorize the issuance of Limited Tax General Obligation (LTGO) Bonds, also known as Councilmanic bonds, in an amount up to 1.5% of assessed valuation, without a vote of the people. The City pledges its full faith and credit to the payment of principal and interest on LTGO bonds, but this pledge must be fulfilled within the City's statutory property tax limitations. Thus, these are "limited" general obligation bonds. The combination of UTGO bonds issued for general purposes and LTGO bonds cannot exceed 2.5% of assessed property valuation. If LTGO bonds are issued up to the 1.5% ceiling, then UTGO bonds for general purposes are limited to 1% of assessed value.

The City also guarantees debt issued by the Seattle Indian Services Commission and the Museum Development Authority. As of December 31, 2023, the guarantees totaled \$25.89 million in addition to approximately \$715.4 million in LTGO bonds outstanding. Guarantees count against the City's LTGO debt capacity.

Revenue Bonds

Revenue bonds are used to provide financing for the capital programs of City Light and the three other utilities - Water, Drainage and Wastewater, and Solid Waste - which are grouped together in Seattle Public Utilities. The City does not pledge its full faith and credit to the payment of debt service on revenue bonds. Payment of principal and interest on the bonds issued by each utility is derived solely from the revenues generated by the issuing utility. No tax revenues are used to pay debt service.

When revenue bonds are sold, the City commits itself to set fees and charges for the issuing utility that will be sufficient to pay all costs of operations and maintenance, and all payments of principal and interest on the bonds. While the amount of revenue bonds is not subject to statutory limits, the utility's ability to repay debt with interest is a practical constraint.

Forms of Debt Authorized by State Law

Table 1 below summarizes the conditions and limitations that apply to the issuance of the general obligation debt issued by the City.

Table 1: Summary of Conditions and Limitations for City Debt Issuances

Form of Debt	Voter Approval Required	Source of Repayment	Statutory Limitation	Current Limit ¹	Total Debt Outstanding 12-31-23 ¹
Unlimited Tax General Obligation Bonds (UTGO)					
Parks & Open Space	Yes	Property Tax	2.5% of AV	\$7.5 Billion	\$0
Utility	Yes	Property Tax	2.5% of AV	\$7.5 Billion	\$0
General Purposes	Yes	Property Tax	1.0 % of AV ²	\$3.0 Billion	\$221 Million
Limited Tax General Obligation Bonds (LTGO)	No	Taxes & Other Revenues	1.5% of AV ²	\$4.5 Billion	\$715 Million ³

¹ As of 12/31/23, assuming the latest certified assessed value of \$301.2 billion, issued on February 1, 2024 for taxes payable in 2024.

² The sum of UTGO and LTGO debt for general purposes cannot exceed 2.5% of assessed valuation.

³ Includes \$25.89 million of PDA debt guarantees.

City Debt Management Policies and Bond Ratings

The use of debt financing by the City is subject to federal and state laws as well as the City's own debt management policies ([Resolution 31553](#)).

The City has earned very high ratings on its bonds as a result of a strong economy and prudent financial practices. The City's UTGO debt is rated Aaa by Moody's Investors Service (Moody's), AAA by Fitch IBCA (Fitch), and AAA by Standard & Poor's (S&P), which are the highest possible ratings. The City's LTGO debt is also rated Aaa by Moody's, AAA by Fitch, and AAA by S&P. In addition, the City's utilities have very high ratings for revenue debt, reflecting sound finances and good management.

2025 Projected Bond Issues

In 2025, the City is authorized to issue approximately \$61.8 million of limited tax general obligation (LTGO) bonds for a variety of purposes. Table 2 lists the financed projects and other details of the financing plan. Bond proceeds will be deposited into the 2025 Tax Exempt and Taxable (if applicable) Multipurpose Bond Funds. City departments responsible for all or portions of projects listed in Table 2 will then draw money from the fund(s) as appropriated to implement the projects. The appropriation authority for spending these bond funds is included in the respective departments' sections of this budget.

Table 2: 2025 Multipurpose LTGO Bond Issuance Costs - Informational Only (\$1,000s)

<i>Project</i>	Capital Cost	Approx. Par Amount (1)	Max. Term	Approx. Rate	Debt Service Adopted 2025	Debt Service Estimated 2026	Debt Service Funding Source
Drive Clean Fleet Electric Vehicle Infrastructure	3,000	3,090	7	4.50%	139	524	FAS Rates
Electrical Infrastructure Upgrades	2,500	2,575	20	5.25%	135	211	Payroll Expense Tax
Fire Station 31	16,761	17,264	20	5.25%	906	1,415	REET
Human Capital Management System	15,043	15,494	8	4.50%	697	2,349	FAS Rates
Seattle Municipal Tower Elevator Rehab	2,000	2,060	10	4.50%	93	260	FAS Rates
Computing Services Architecture	4,620	4,759	5	4.50%	214	1,084	IT Rates
Data and Telephone Infrastructure	4,575	4,712	5	4.50%	212	1,073	IT Rates
Alaskan Way Main Corridor	7,713	7,944	20	5.25%	417	651	Commercial Parking Tax
Overlook Walk and East-West Connections Project	3,000	3,090	20	5.25%	162	253	Commercial Parking Tax
Waterfront Operations and Tribal Interpretive Center	4,226	4,353	20	5.25%	229	357	REET
Total	63,438	65,341			3,205	8,178	

(1) Includes 3% for costs of issuance and pricing adjustments.

Table 3: 2025 Multipurpose LTGO Fund Issuance Costs - Informational Only (\$1,000s)

Approximate Par Amount	Issuance Costs & Pricing Adjustments	Approximate 2025 Issuance Cost
\$63,438	3%	\$1,903

2025 Debt Service

In 2025, debt service associated with outstanding LTGO bond issues as well as the planned 2025 bond issuances is expected to be approximately \$121 million. Appropriation authority for debt service costs is included in the respective departments' sections of this budget. The Debt Service Appendix lists debt service amounts by paying fund.

Selected Financial Policies

Through a series of Resolutions and Ordinances, the City has adopted several financial policies that are designed to protect the City's financial interests and provide a framework and guidelines for the City's financial practices. For additional information about these policies, please refer to the City of Seattle website: http://www.seattle.gov/financedepartment/financial_policies.htm.

Budgetary Basis

- The City budgets on a modified accrual basis. Property taxes, sales taxes, business and occupation taxes, and other taxpayer-assessed revenues due for the current year are considered measurable and available as revenues, even though a portion of the taxes may be collected in the subsequent year. Licenses, fines, penalties, and miscellaneous revenues are recorded as revenues when they are received in cash since this is when they can be accurately measured. Investment earnings are accrued as earned.
- Expenditures are considered a liability when they are incurred. Interest on long-term debt, judgments and claims, workers' compensation, and compensated absences are considered a liability when they are paid.

Appropriations and Execution

- The budget generally makes appropriations for operating expenses at the budget control level within departments, unless the expenditure is from one of the General Fund reserve accounts, or is for a specific project or activity budgeted in the General Fund category called Finance General. These projects and activities are budgeted individually.
- Capital projects programmed in the CIP are appropriated in the budget at the program or project level. Grant-funded activities are controlled as prescribed by law and federal or state regulations.
- Within the legally adopted budget authorizations, more detailed allocations, as approved by CBO, are recorded in the City's accounting system, called PeopleSoft, at the lowest levels of each department's organizational structure and in detailed expenditure accounts. Throughout the budget year, CBO monitors revenue and spending performance against the budget to protect the financial stability of the City.
- In accordance with Washington state law, any unexpended appropriations for operating or ordinary maintenance expenditures automatically lapse at the close of the fiscal year, except for any appropriation continued by ordinance. Unexpended appropriations for capital outlays remaining at the close of the fiscal year are carried forward to the following year, except for any appropriation abandoned by ordinance.

Budget Transfers

The Budget Director may approve, without ordinance, appropriation transfers within a department or agency of up to 10%, and with no more than \$500,000 of the appropriation authority for the particular budget control level or, where appropriate, line item, being increased. In addition, no transfers can reduce the appropriation authority of a budget control level by more than 25%.

Selected Financial Policies

Debt Policies

- The City of Seattle seeks to maintain the highest possible credit ratings for all categories of short- and long-term General Obligation debt that can be achieved without compromising delivery of basic City services and achievement of adopted City policy objectives.
- The City will reserve \$100 million of legal limited tax (councilmanic) general obligation debt capacity, or 12% of the total legal limit, whichever is larger, for emergencies. The 12% reserve is now significantly greater than \$100 million.
- Except in emergencies, net debt service paid from the General Fund will not exceed 9% of the total General Fund budget. In the long run, the City will seek to keep net debt service at 7% or less of the General Fund budget.

General Fund - Fund Balance and Reserve Policies

- State law allows the City to maintain an emergency reserve at a maximum statutory-authorized level of 37.5 cents per \$1,000 of assessed property value in the city. The City's previous practice had been to fully fund the emergency reserve to this maximum limit. However, over the past several years assessed values have undergone significant growth and are expected to continue at a rate that far outpaces the projected City's revenue growth rate. In 2017 the City modified the existing financial policies for the Emergency Subfund (ESF) to establish a minimum balance of \$60 million, and to adjust that level each year with the rate of inflation. This implies that the ESF would continue to grow, but at somewhat lower rate than under the previous policy. This policy change strikes a balance between ensuring that resources will be available to address unanticipated expenditures and making resources available to address current needs.
- Annual contributions of 0.50% of forecasted tax revenues are automatically made to the Revenue Stabilization Fund (commonly referred to as the "Rainy Day Fund" or RSF).¹ In addition, 50% of any unanticipated excess General Fund fund balance at year's end is automatically contributed to the Revenue Stabilization Fund. These automatic contributions are temporarily suspended when the forecasted nominal tax growth rate is negative or when the total value of the RSF exceeds 5% of total tax revenues. In addition to the automatic contributions, the City may also make contributions to the RSF via ordinance. Expenditures from the RSF require the approval of a majority of the members of the Seattle City Council and must be informed by the evaluation of out-year financial projections.

Other Citywide Policies

- As part of the Mayor's budget proposal, the Executive develops a revenue estimate that is based on the best available economic data and forecasts.
- The City intends to adopt rates, fees, and cost allocation charges no more often than biennially. The rate, fee, or allocation charge structures may include changes to take effect at specified dates during or beyond the biennium. Other changes may still be needed in the case of emergencies or other unanticipated events.

¹ The 0.50% contribution is lowered to 0.25% of forecasted tax revenues for any year immediately following the suspension of contributions as a result of negative nominal tax revenue growth.

Selected Financial Policies

- In general, the City will strive to pay for general government current operating expenditures with current revenues, but may use fund balance or other resources to meet these expenditures. Revenues and expenditures will be monitored throughout the year.
- In compliance with State law, no City fund whose purpose is restricted by state or local law shall be used for purposes outside of these restrictions.
- Working capital for the General Fund and operating funds should be maintained at sufficient levels so that timing lags between revenues and expenditures are normally covered without any fund incurring negative cash balances for greater than 90 days. Exceptions to this policy are permitted with prior approval by the City Council.

Office of Arts and Culture

Gülgün Kayim, Director

(206) 684-7171

<http://www.seattle.gov/arts/>

Department Overview

The Office of Arts & Culture (ARTS) builds and strengthens community resilience through investments in arts and culture that support artists and cultural institutions in the city. The Office promotes Seattle as a cultural destination and invests in Seattle's creative sector to ensure a wide range of high-quality programs, exhibits, and public art are provided throughout the city. In alignment with the City's Race and Social Justice Initiative (RSJI), ARTS seeks solutions that use race and social justice strategies to drive our investments. Racial equity is central to ARTS and is incorporated into department policies, procedures, and practices. ARTS's program investments are centered around five key program areas: Cultural Investments, Creative Youth, Cultural Space programs, Art and Cultural Facilities programs, and Public Art. The Office is supported by the 16-member volunteer Seattle Arts Commission appointed by the Mayor and City Council who provide recommendations on the needs of the city's creative sector.

Budget Snapshot

	2023 Actuals	2024 Adopted	2025 Proposed	2026 Proposed
Department Support				
General Fund Support	631,500	20,000	-	-
Other Funding - Operating	20,113,157	22,883,564	23,568,049	21,580,954
Total Operations	20,744,657	22,903,564	23,568,049	21,580,954
Total Appropriations	20,744,657	22,903,564	23,568,049	21,580,954
 Full-Time Equivalents Total*	 41.34	 41.34	 43.75	 43.75

* FTE totals are provided for informational purposes only. Changes in FTEs resulting from City Council or Human Resources Director actions outside of the budget process may not be detailed here

Budget Overview

The 2025-2026 Proposed Budget maintains support for core ARTS programs including Arts and Cultural Grants and Education programs, Langston Hughes Performing Arts Center, King Street Station Gallery, Public Art, and Cultural Space. The budget also includes adjustments to labor budgets for bargained salary increases.

The proposed budget includes appropriations out of the Arts and Culture Fund to three City departments which have arts and culture-related spending. It also includes legislation to broaden the uses of Admissions Tax to support arts and culture investments throughout city departments. The Office of Arts and Culture, Seattle Center and Seattle Parks and Recreation budgets use Admissions Tax to support arts and culture spending.

The proposed budget adds \$2.5 million one-time for Downtown Activation Plan initiatives that support several arts activations that showcase the cultural significance of downtown Seattle neighborhoods and highlight the talent of local artists. The budget also funds a continuation of the Hope Corps program and implements a new grant program

Office of Arts and Culture

for community organizations to highlight their history and cultural diversity. Hope Corps fosters post-pandemic economic recovery by connecting under- and unemployed artists with job opportunities across Seattle.

Additionally, the proposed budget includes \$2 million in 2025 and 2026 for challenged arts and culture institutions in Seattle. These funds will help stabilize some of Seattle's most historic and largest arts institutions as they adapt to a post-pandemic economic landscape while continuing to employ a large share of creatives and fuel downtown recovery.

The proposed budget also identifies efficiencies in ARTS' budget and redirects funding from these administrative reductions to more immediate needs such as a technical grant position to help operate the software used to manage ARTS grant programs.

Office of Arts and Culture

Incremental Budget Changes

Office of Arts and Culture

	Dollars	FTE
2024 Adopted Budget	22,903,564	41.34
Baseline		
Bargained Annual Wage and Market Wage Increases to Base Budget	747,529	-
Citywide Adjustments for Standard Cost Changes	121,421	-
Increase For Insurance Requirements at Langston Hughes Performing Arts Institute	12,000	-
King Street Station Rent Increase	16,800	-
Langston Hughes Staffing Alignment	56,132	0.41
Maintenance for ARTS at Denny Substation	80,800	0.50
Reversal of 2024 One-Time Budget Adds	(4,878,952)	-
Proposed Operating		
Eliminate Creative Economy Position	(81,366)	(0.50)
Reduce ARTS Communications Budget for Events	(30,000)	-
Reduce Funding for Staff Training and Professional Development	(35,000)	-
Support for Challenged Arts & Culture Institutions	2,000,000	-
Technical Support for Grant Management Systems	184,703	1.00
Union and King Street Station Plaza Visual Art installations and Performance Events	794,801	-
Alleyway Activations - Visual Art Installations	159,969	-
Community Engagement and Cultural Inclusion Grant Program	530,000	-
Hope Corps Activations and Installations	355,627	1.00
Neighborhood Arts, Culture, and Festival Activations	494,801	-
Visual Arts Installation at Benaroya Hall	194,801	-
Proposed Technical		
Arts Revenue Adjustments	-	-
Event Management Software Subscription	18,355	-
Final Adjustments for Standard Cost Changes	(49,295)	-
Fund Balancing Entries	-	-
Ongoing Changes from Current Year Legislation	-	-
Technical Adjustment to ARTS Communications	(28,641)	-
Transfer Art Maintenance Appropriation from Municipal Art Fund to Arts and Culture Fund	-	-
Total Incremental Changes	\$664,486	2.41
Total 2025 Proposed Budget	\$23,568,049	43.75

Office of Arts and Culture

Description of Incremental Budget Changes

Baseline

Bargained Annual Wage and Market Wage Increases to Base Budget

Expenditures \$747,529

This centrally administered change adjusts appropriations to reflect the Annual Wage Increases and Market Adjustments, as outlined in the agreements between the City and the Coalition of Unions or other standalone Unions, for personnel costs included in this department's baseline budget. This includes increases to salary, FICA, Medicare, retirement, overtime and temporary labor.

Citywide Adjustments for Standard Cost Changes

Expenditures \$121,421

Citywide technical adjustments made in the baseline phase reflect changes to internal services costs, including rates from the Department of Finance & Administrative Services, Seattle Information Technology Department, Seattle Department of Human Resources, and for healthcare, retirement, and industrial insurance charges for the department. These adjustments reflect initial assumptions about these costs and inflators early in the budget process.

Increase For Insurance Requirements at Langston Hughes Performing Arts Institute

Expenditures \$12,000

This item increases funding to support higher programming costs for Langston and CD Forum, two community-based organizations that provide programming at the Langston Hughes Performing Arts Institute. These higher programming costs stem from changes by Finance and Administrative Services (FAS) around insurance requirements.

King Street Station Rent Increase

Expenditures \$16,800

This item increases funding to cover the rental rate increase for the King Street Station facility. ARTS leases the King Street Station space from the Seattle Department of Transportation and the terms of this rental agreement are set in the Partnership Agreement Between Seattle Department of Transportation and Office of Arts & Culture.

Langston Hughes Staffing Alignment

Expenditures \$56,132

Position Allocation 0.41

This item increases the position pocket for the Events Booking Rep position which supports the Langston Hughes Performing Arts Institute from 0.59 to 1.0 FTE. This change aligns the position pocket size with ongoing and long-standing business needs. The position provides front desk customer service for the building and is available during business hours, is the liaison with the non-profit partners working in the space to respond to questions and resolve issues, and books and coordinates all rentals of the facility.

Office of Arts and Culture

Maintenance for ARTS at Denny Substation

Expenditures	\$80,800
Position Allocation	0.50

This item adds a 0.5 FTE Maintenance Laborer and basic equipment budget to ARTS to support the anticipated facilities needs of activating Denny Substation. The use of this position is to provide support to Denny and actual maintenance costs will be reimbursed by Seattle City Light (SCL) based on a Memorandum of Understanding between the two departments wherein ARTS manages SCL's Denny Power Station location and uses it for arts and community programming.

Reversal of 2024 One-Time Budget Adds

Expenditures	\$(4,878,952)
Revenues	\$(5,005,093)

This is a technical change to remove one-time budget adds from the baseline budget. The adjustments include removing \$650,000 in bridge funding for arts organizations, \$1,000,000 for downtown activations, \$1,000,000 for Hope Corps, \$763,952 for Folklife and Festal, \$150,000 for ARTS website redesign, \$20,000 for Latino Community Films, \$150,000 for African Cultural and Arts Center, \$250,000 for Chinese American Legacy Artwork, \$100,000 for Bumbershoot Workforce Development Program, \$100,000 for ARTS strategic planning, \$20,000 for African American Experience in Nordic Countries exhibit at the National Nordic Museum, and \$675,000 for Interbay neighborhood activations.

Proposed Operating

Eliminate Creative Economy Position

Expenditures	\$(81,366)
Position Allocation	(0.50)

This item removes position authority for a 0.5 FTE Arts Program Spec, BU position and related labor costs. The position provides capacity in the Partnerships, Education and Grants team but has been vacant in recent years. ARTS is continuing to support the creative economy through its Hope Corps program, cultural space work, and other collaborations with the Office of Economic Development.

Reduce ARTS Communications Budget for Events

Expenditures	\$(30,000)
--------------	------------

This item reduces the ARTS Communications budget for supporting and promoting events in Seattle. Since the pandemic, ARTS has shifted away from putting on events and instead focuses on promotion, media, and storytelling. This item reduces the ARTS Communications budget for reoccurring events in line with that shift in operations.

Reduce Funding for Staff Training and Professional Development

Expenditures	\$(35,000)
--------------	------------

This item reduces the budget for training and professional development for ARTS staff. ARTS will absorb costs for any training and professional development needs in their existing budget.

Office of Arts and Culture

Support for Challenged Arts & Culture Institutions

Expenditures	\$2,000,000
--------------	-------------

This item creates a one-time grant program for 2025 and 2026 only within the Office of Arts & Culture specifically designed to stabilize and support arts and cultural organizations in the city that are challenged with pandemic related deficits and have a need to stabilize their business practices. The budget includes \$2 million in each year funded with Admissions Tax.

Technical Support for Grant Management Systems

Expenditures	\$184,703
--------------	-----------

Position Allocation	1.00
---------------------	------

This item adds one Strategic Advisor 1 position to ARTS budget to provide ongoing technical support of ARTS grant management systems. The technical expertise needed to operate, test, troubleshoot, and build out grant applications in the grant management systems is complex and the body of work cannot be managed with current staffing. ARTS is the heaviest user of the Fluxx grant management system across the City of Seattle. This position will also provide technical support and leadership for operations projects that improve office efficiencies and information systems and be the liaison between IT and ARTS on IT-related issues.

Union and King Street Station Plaza Visual Art installations and Performance Events

Expenditures	\$794,801
--------------	-----------

This one-time item provides funding to support activation of the interior of Union Station and King Street Station. This item supports activations such as celebrations, market space, a music venue, a cooling station, lighting and digital artwork to revitalize and celebrate the culture and history of these places for residents and visitors to our city. These funds are appropriated in 2025 for ARTS to plan, select, and contract with involved parties with an implementation date of 2026.

Alleyway Activations - Visual Art Installations

Expenditures	\$159,969
--------------	-----------

This one-time item provides funding to activate up to six alleyways in the Chinatown, International District, and Pioneer Square neighborhoods with art installations. ARTS will partner with community groups to determine strategies and outcomes for artworks that celebrate the culture and history of each community. These funds are appropriated in 2025 for ARTS to plan, select, and contract with involved parties with an implementation date of 2026.

Community Engagement and Cultural Inclusion Grant Program

Expenditures	\$530,000
--------------	-----------

This one-time item provides funding to support a grant program for community organizations to commission a series of art installations and events for communities to showcase their history and cultural diversity. These funds are appropriated in 2025 for ARTS to plan, select, and contract with involved parties with an implementation date of 2026.

Hope Corps Activations and Installations

Office of Arts and Culture

Expenditures	\$355,627
Position Allocation	1.00

This one-time item provides funding to support the Hope Corps program. This item supports Hope Corps activations in communities with a particular focus on the Chinatown International District, Little Saigon, King Street Station, Union Street Plaza, and Pioneer Square. These funds are appropriated in 2025 for ARTS to plan, select, and contract with involved parties with an implementation date of 2026. This iteration of Hope Corps will be staffed by a temporary ARTS employee with an expected sunset date of 12/31/2026.

Neighborhood Arts, Culture, and Festival Activations

Expenditures	\$494,801
--------------	-----------

This one-time item provides funding to support community celebration sites that will take place in summer of 2026. This item supports community activations and celebrations during the World Cup outside the downtown core through arts, culture, and festivals. These funds are appropriated in 2025 for ARTS to plan, select, and contract with involved parties with an implementation date of 2026.

Visual Arts Installation at Benaroya Hall

Expenditures	\$194,801
--------------	-----------

This one-time item provides funding to support arts-centered interventions and activations along 3rd Avenue. This item supports creating points of interest along the 3rd Ave corridor, activating the route between Benaroya Hall and King Street Station Plaza with art installations. These funds are appropriated in 2025 for ARTS to plan, select, and contract with involved parties with an implementation date of 2026.

Proposed Technical

Arts Revenue Adjustments

Revenues	\$(503,234)
----------	-------------

This item adjusts revenues in the Arts and Culture Fund (12400) to reflect changes in anticipated interest earnings and the Municipal Art Fund (12010) to reflect the anticipated amount of 1% for the Arts funds collected from capital departments.

Event Management Software Subscription

Expenditures	\$18,355
--------------	----------

This item increases funding to pay ongoing costs for an event booking software for two cultural facilities, Langston Hughes Performing Arts Institute (LHPAI) and ARTS at King Street Station (KSS). The software will allow ARTS to book events electronically and accept payments by credit or debit cards increasing the rentability and usability of the space.

Final Adjustments for Standard Cost Changes

Expenditures	\$(49,295)
--------------	------------

Citywide technical adjustments made in the proposed phase reflect changes to internal services costs, including rates from the Department of Finance & Administrative Services, Seattle Information Technology Department, Seattle Department of Human Resources, and for healthcare for the department. These adjustments reflect final decisions about these costs made during the Proposed Phase of the budget process.

Fund Balancing Entries

Office of Arts and Culture

Revenues \$6,798,465

This is a technical item to record a fund balancing entry for the 12400 Arts and Culture Fund and 12010 Municipal Arts Fund, which are primarily managed by this department.

Ongoing Changes from Current Year Legislation

Expenditures -

This change includes ongoing budget and/or position changes resulting from current year legislation in 2024, including the Year End Supplemental Ordinance.

Technical Adjustment to ARTS Communications

Expenditures \$(28,641)

Position Allocation -

This item makes several technical adjustments in the ARTS communications team. It corrects a position classification from a part-time PR Supervisor (0.5 FTE) to a full-time PR Specialist, Sr and abrogates a vacant 0.5 FTE Events Booking Rep, Sr. This technical adjustment will align ARTS' operations and budget in communications.

Transfer Art Maintenance Appropriation from Municipal Art Fund to Arts and Culture Fund

Expenditures -

This item moves appropriation authority for maintenance of the City of Seattle's artwork collection from the Municipal Art Fund (12010) to the Arts and Culture Fund (12400) to provide stable funding to maintain and conserve artwork over its lifetime. The Municipal Art Fund does not have the flexibility to be used to maintain artworks that have been acquired for departments that do not regularly have capital projects.

Office of Arts and Culture

Expenditure Overview

	2023 Actuals	2024 Adopted	2025 Proposed	2026 Proposed
Appropriations				
ARTS - BO-AR-2VMA0 - Public Art				
12010 - Municipal Arts Fund	3,055,181	4,723,618	4,546,267	4,597,406
12400 - Arts and Culture Fund	-	150,000	610,250	619,508
14000 - Coronavirus Local Fiscal Recovery Fund	124,027	-	-	-
Total for BSL: BO-AR-2VMA0	3,179,207	4,873,618	5,156,516	5,216,914
ARTS - BO-AR-VA150 - Leadership and Administration				
12010 - Municipal Arts Fund	1,032,603	1,075,393	1,156,836	1,206,940
12400 - Arts and Culture Fund	3,129,666	3,647,841	4,061,037	4,197,689
Total for BSL: BO-AR-VA150	4,162,269	4,723,234	5,217,873	5,404,629
ARTS - BO-AR-VA160 - Arts and Cultural Programs				
00100 - General Fund	631,500	20,000	-	-
12400 - Arts and Culture Fund	6,975,047	11,624,962	12,335,299	10,091,905
14000 - Coronavirus Local Fiscal Recovery Fund	2,337,455	-	-	-
14500 - Payroll Expense Tax	2,423,360	675,000	-	-
Total for BSL: BO-AR-VA160	12,367,362	12,319,962	12,335,299	10,091,905
ARTS - BO-AR-VA170 - Cultural Space				
12400 - Arts and Culture Fund	535,818	986,750	858,361	867,506
14500 - Payroll Expense Tax	500,000	-	-	-
Total for BSL: BO-AR-VA170	1,035,818	986,750	858,361	867,506
Department Total	20,744,657	22,903,564	23,568,049	21,580,954
Department Full-Time Equivalents Total*	40.84	41.34	43.75	43.75

* FTE totals are provided for informational purposes only. Changes in FTEs resulting from City Council or Human Resources Director actions outside of the budget process may not be detailed here

Budget Summary by Fund Office of Arts and Culture

	2023 Actuals	2024 Adopted	2025 Proposed	2026 Proposed
00100 - General Fund	631,500	20,000	-	-
12010 - Municipal Arts Fund	4,087,784	5,799,011	5,703,103	5,804,346
12400 - Arts and Culture Fund	10,640,531	16,409,553	17,864,946	15,776,608
14000 - Coronavirus Local Fiscal Recovery Fund	2,461,482	-	-	-
14500 - Payroll Expense Tax	2,923,360	675,000	-	-
Budget Totals for ARTS	20,744,657	22,903,564	23,568,049	21,580,954

Office of Arts and Culture

Revenue Overview

2025 Estimated Revenues

Account Code	Account Name	2023 Actuals	2024 Adopted	2025 Proposed	2026 Proposed
341900	General Government-Other Rev	2,743,115	-	-	-
360020	Inv Earn-Residual Cash	229,497	-	-	-
360210	Oth Interest Earnings	-	112,200	112,200	112,200
360900	Miscellaneous Revs-Other Rev	10,016	20,400	20,400	20,400
397000	Operating Transfers In Summ	-	2,494,229	2,896,425	4,442,499
397200	Interfund Revenue	77,866	-	-	-
Total Revenues for: 12010 - Municipal Arts Fund		3,060,495	2,626,829	3,029,025	4,575,099
400000	Use of/Contribution to Fund Balance	-	3,172,182	2,674,078	1,229,247
Total Resources for:12010 - Municipal Arts Fund		3,060,495	5,799,011	5,703,103	5,804,346
308000	Beginning Fund Balance	-	1,411,565	1,411,565	1,411,565
316020	B&O Tax-Admissions Rev	25,327,547	21,951,778	(1,391,000)	(1,391,000)
318050	Admission Tx Penalties & Inter	56,286	-	-	-
331110	Direct Fed Grants	421,340	-	-	-
337080	Other Private Contrib & Dons	185,658	-	-	-
341900	General Government-Other Rev	237,916	309,000	306,931	309,000
360020	Inv Earn-Residual Cash	-	-	480,000	350,000
360210	Oth Interest Earnings	-	50,000	50,000	50,000
360300	St Space Facilities Rentals	53,278	-	-	-
360900	Miscellaneous Revs-Other Rev	-	195,658	203,297	206,965
397000	Operating Transfers In Summ	-	40,000	40,000	40,000
Total Revenues for: 12400 - Arts and Culture Fund		26,282,024	23,958,001	1,100,793	976,530
400000	Use of/Contribution to Fund Balance	-	1,832,911	4,124,387	971,719
Total Resources for:12400 - Arts and Culture Fund		26,282,024	25,790,912	5,225,180	1,948,249
331110	Direct Fed Grants	2,461,482	-	-	-
Total Revenues for: 14000 - Coronavirus Local Fiscal Recovery Fund		2,461,482	-	-	-
Total ARTS Resources		31,804,001	31,589,923	10,928,282	7,752,595

Office of Arts and Culture

Appropriations by Budget Summary Level and Program

ARTS - BO-AR-2VMA0 - Public Art

The purpose of the Public Art Budget Summary Level is to fund the Public Art Program, which develops art pieces and programs for City facilities, and the Artwork Conservation Program, which maintains the City's permanent art collection.

Program Expenditures	2023 Actuals	2024 Adopted	2025 Proposed	2026 Proposed
Artwork Conservation	155,986	436,272	478,853	491,249
Public Art	3,023,222	4,437,346	4,677,664	4,725,665
Total	3,179,207	4,873,618	5,156,516	5,216,914
Full-time Equivalents Total*	12.15	12.65	13.65	13.65

**FTE totals are provided for informational purposes only. Changes in FTEs resulting from City Council or Human Resources Director actions outside of the budget process may not be detailed here*

The following information summarizes the programs in Public Art Budget Summary Level:

Artwork Conservation

Expenditures/FTE	2023 Actuals	2024 Adopted	2025 Proposed	2026 Proposed
Artwork Conservation	155,986	436,272	478,853	491,249
Full Time Equivalents Total	1.00	1.50	1.50	1.50

Public Art

Expenditures/FTE	2023 Actuals	2024 Adopted	2025 Proposed	2026 Proposed
Public Art	3,023,222	4,437,346	4,677,664	4,725,665
Full Time Equivalents Total	11.15	11.15	12.15	12.15

ARTS - BO-AR-VA150 - Leadership and Administration

The purpose of the Leadership and Administration Budget Summary Level is to provide executive, financial, human resource, and business support to the Office and to support the Seattle Arts Commission, a 16-member advisory board that advises the Office, Mayor, and City Council on arts programs and policy.

Program Expenditures	2023 Actuals	2024 Adopted	2025 Proposed	2026 Proposed
Citywide Indirect Costs	910,201	1,127,905	1,182,441	1,231,288
Departmental Indirect Costs	1,557,000	2,094,864	2,485,248	2,529,308
Pooled Benefits and PTO	1,695,068	1,500,465	1,550,184	1,644,033
Total	4,162,269	4,723,234	5,217,873	5,404,629
Full-time Equivalents Total*	10.00	10.00	11.00	11.00

Office of Arts and Culture

**FTE totals are provided for informational purposes only. Changes in FTEs resulting from City Council or Human Resources Director actions outside of the budget process may not be detailed here*

The following information summarizes the programs in Leadership and Administration Budget Summary Level:

Citywide Indirect Costs

	2023 Actuals	2024 Adopted	2025 Proposed	2026 Proposed
Expenditures/FTE				
Citywide Indirect Costs	910,201	1,127,905	1,182,441	1,231,288

Departmental Indirect Costs

	2023 Actuals	2024 Adopted	2025 Proposed	2026 Proposed
Expenditures/FTE				
Departmental Indirect Costs	1,557,000	2,094,864	2,485,248	2,529,308
Full Time Equivalents Total	10.00	10.00	11.00	11.00

Pooled Benefits and PTO

	2023 Actuals	2024 Adopted	2025 Proposed	2026 Proposed
Expenditures/FTE				
Pooled Benefits and PTO	1,695,068	1,500,465	1,550,184	1,644,033

ARTS - BO-AR-VA160 - Arts and Cultural Programs

The purpose of the Arts and Cultural Programs Budget Summary Level is to invest in Seattle's arts and cultural community.

Program Expenditures	2023 Actuals	2024 Adopted	2025 Proposed	2026 Proposed
Activations Equity and Youth Development	3,426,499	4,114,873	1,951,334	2,016,679
Communication Outreach and Events	460,977	748,469	620,620	653,144
Cultural Facilities Operations	1,023,842	2,107,108	1,415,521	1,471,436
Funding Programs & Partnership	7,456,044	5,349,512	8,347,824	5,950,647
Total	12,367,362	12,319,962	12,335,299	10,091,905
Full-time Equivalents Total*	17.59	17.59	18.00	18.00

**FTE totals are provided for informational purposes only. Changes in FTEs resulting from City Council or Human Resources Director actions outside of the budget process may not be detailed here*

The following information summarizes the programs in Arts and Cultural Programs Budget Summary Level:

Office of Arts and Culture

Activations Equity and Youth Development

	2023	2024	2025	2026
Expenditures/FTE	Actuals	Adopted	Proposed	Proposed
Activations Equity and Youth Development	3,426,499	4,114,873	1,951,334	2,016,679
Full Time Equivalents Total	3.50	3.50	3.00	3.00

Communication Outreach and Events

	2023	2024	2025	2026
Expenditures/FTE	Actuals	Adopted	Proposed	Proposed
Communication Outreach and Events	460,977	748,469	620,620	653,144
Full Time Equivalents Total	4.00	4.00	4.00	4.00

Cultural Facilities Operations

	2023	2024	2025	2026
Expenditures/FTE	Actuals	Adopted	Proposed	Proposed
Cultural Facilities Operations	1,023,842	2,107,108	1,415,521	1,471,436
Full Time Equivalents Total	7.34	7.34	8.25	8.25

Funding Programs & Partnership

	2023	2024	2025	2026
Expenditures/FTE	Actuals	Adopted	Proposed	Proposed
Funding Programs & Partnership	7,456,044	5,349,512	8,347,824	5,950,647
Full Time Equivalents Total	2.75	2.75	2.75	2.75

ARTS - BO-AR-VA170 - Cultural Space

The purpose of the Cultural Space Budget Summary Level is to fund the development of new cultural spaces, the retention of crucial cultural anchors, and physical space improvements in existing cultural institutions.

Program Expenditures	2023	2024	2025	2026
	Actuals	Adopted	Proposed	Proposed
Cultural Space	1,035,818	986,750	858,361	867,506
Total	1,035,818	986,750	858,361	867,506
Full-time Equivalents Total*	1.10	1.10	1.10	1.10

**FTE totals are provided for informational purposes only. Changes in FTEs resulting from City Council or Human Resources Director actions outside of the budget process may not be detailed here*

Seattle Parks and Recreation

AP Diaz, Superintendent

(206) 684-4075

<http://www.seattle.gov/parks/>

Department Overview

Seattle Parks and Recreation (SPR) equips employees and the public for well-being, supporting healthy people, a thriving environment and vibrant community. SPR provides safe and accessible spaces for residents and visitors to work, recreate, rejuvenate and enhance quality of life and wellness for children, teenagers, adults and seniors. SPR manages a [6,400+ acre park system of nearly 500 parks](#) and extensive natural areas. SPR provides athletic fields, tennis courts, play areas, specialty gardens, and more than 25 miles of boulevards and 120 miles of trails. The system comprises about 12% of the city's land area. SPR also manages many facilities, including 26 [community centers](#), eight [indoor swimming pools](#), two [outdoor \(summer\) swimming pools](#), three [environmental education centers](#), two [small craft centers](#), four [golf courses](#), an outdoor stadium, and much more. Department employees work hard to develop partnerships with park neighbors, volunteer groups, non-profit agencies, local businesses, the Associated Recreation Council, and Seattle Public Schools to provide access to open spaces, facilities, and programs for all residents.

Budget Snapshot

	2023 Actuals	2024 Adopted	2025 Proposed	2026 Proposed
Department Support				
General Fund Support	114,680,225	119,481,060	128,176,749	135,324,721
Other Funding - Operating	98,442,842	107,784,395	130,560,652	133,332,757
Total Operations	213,123,067	227,265,455	258,737,401	268,657,478
Capital Support				
General Fund Support	30,886	-	-	-
Other Funding - Capital	115,089,710	93,450,735	80,660,251	238,214,116
Total Capital	115,120,596	93,450,735	80,660,251	238,214,116
Total Appropriations	328,243,663	320,716,190	339,397,652	506,871,594
Full-Time Equivalents Total*	1,117.98	1,131.89	1,139.70	1,132.35

* FTE totals are provided for informational purposes only. Changes in FTEs resulting from City Council or Human Resources Director actions outside of the budget process may not be detailed here

Budget Overview

The City's 2025-2026 Proposed Budget maintains core services for Seattle Parks and Recreation (SPR). The department will continue to invest in community centers and pools; park activations and recreation opportunities for all ages and special populations; athletic fields, playgrounds, natural areas and trails; and specialty facilities including two small craft centers and four golf courses. In addition, the department will continue to maintain budget for future major capital projects, including the 8th & Mercer, Queen Anne, and Loyal Heights community center

Seattle Parks and Recreation

renovations, new park development, and athletic field turf conversions.

SPR's 2025 proposed budget increases by 6% from its 2024 Adopted budget, which represents an increase by 14% of its operating budget and a decrease by 14% of its capital budget and from 2024, largely due to updating planned bond issuance to align with project schedules. SPR is facing budget constraints in 2025 and 2026 due to the General Fund revenue forecast being insufficient to cover all Citywide costs, as well as annual wage increases and market adjustments which exceeded planning reserves, particularly in the Park and Recreation Fund. As a result, General Fund reductions and fee increases were identified. Proposed changes to SPR's planned baseline budgets for both operating and capital are summarized below.

Overview of Operating Changes

From its 2025 baseline operating budget of \$227 million, SPR's proposed budget shows an overall increase by 14% to about \$259 million. These changes by fund include:

- \$11.5 million increase in Seattle Park District Fund
- \$8.7 million increase in General Fund
- \$8 million increase in Park and Recreation Fund (Park Fund)
- \$1.2 million increase in Payroll Expense Tax, \$186,000 of which is shifting from General Fund
- \$1.2 million increase in King County Levy funds, \$1.1 million of which is shifting from the capital budget
- \$884,000 increase in the Arts and Culture Fund via Admissions Tax proceeds
- \$37,000 increase in Sweetened Beverage Tax Fund

Overview of Capital Changes

From its 2025 baseline capital budget of \$204 million, SPR's proposed budget shows an overall decrease by 60% to \$81 million, the vast majority of which is due to shifting about \$118 million of planned bond funding from 2025 to 2026 to align with updated project delivery schedules for Green Lake Community Center and Evans Pool renovation, Lake City Community Center renovation, Queen Anne Community Center renovation, and 8th & Mercer Community Center projects. Other capital changes by fund include:

- \$6.4 million decrease in Seattle Park District, shifting these funds to the operating budget
- \$1.5 million increase in Payroll Expense Tax
- \$1.1 million decrease in King County Levy, shifting these funds to the operating budget
- \$500,000 increase in Park Fund

Proposed Budget Meets General Fund Commitment

SPR's proposed budget allocates \$125 million of General Fund in 2025 and \$132.4 million in 2026 to support SPR's existing parks and recreation services and lines of business (excluding program transfers from other departments). This appropriation maintains the General Fund floor requirement set by the interlocal agreement (ILA) between the City of Seattle and the Park District. Since the establishment of the Park District in 2014, the ILA includes a specific baseline of General Fund support for parks and recreation services, commonly referred to as the "General Fund floor," and requires the City to allocate General Fund resources to SPR in each annual budget at or above that baseline. The ILA currently requires the City to adjust that floor for inflation annually using the Consumer Price Index (CPI) for Seattle, which for 2024 was 4.5%, which equates to a General Fund Floor in 2025 of \$123.5 million and \$127.2 million in 2026.

General Fund Reductions to Address Shortfall

The General Fund revenue forecast for the City's 2025-2026 Proposed Budget is insufficient to cover all anticipated Citywide costs. General Fund reductions were identified to mitigate this shortfall. To preserve critical City services due to the General Fund deficit, budget adjustments were made in the following ways:

- Shifting \$8.8 million in Park District funding to cover core programming previously supported by General Fund, by using excess Park District interest income one-time (\$2.4 million), reducing Park District-funded capital budgets (\$3.9 million), and shifting planned debt payments to align with current project schedules

Seattle Parks and Recreation

(\$2.5 million).

- Reducing \$1.5 million in General Fund programming ongoing.
- Shifting \$1 million of programming previously supported by General Fund to other fund sources ongoing, including the Arts and Culture Fund (funded by Admissions Tax proceeds) and the Payroll Expense Tax.

Fee Increases to Support Park and Recreation Fund

Annual wage increases and market adjustments exceeded planning reserves for SPR, particularly in the Park Fund. The proposed budget takes a balanced approach to ensuring Park Fund sustainability without impactful reductions to services valued by community. As such, fee increases were identified to mitigate this shortfall, specifically for community center room rentals, aquatics services and programs, special event facilities, Amy Yee Tennis Center (AYTC), athletic fields, and for revocable use permits.

Through these increases, SPR anticipates bringing in an additional \$3.3 million in revenue in 2025, a portion of which (about \$865,000) will be used to support additional expenses including additional staffing and scholarship funds for aquatics and AYTC.

Investing in Mayoral Priorities

The proposed budget also includes funding for Mayoral priorities related to youth mental health, downtown activation, homelessness, and graffiti abatement. Specifically:

- The Mayor's Youth Mental Health Investment Strategy includes \$15 million of Payroll Expense Tax funding in both 2025 and 2026 between the Department of Education and Early Learning and SPR for youth mental health prevention, early intervention, and treatment. SPR is proposing to invest \$500,000 one-time and \$600,000 ongoing in 2025 and 2026. The one-time resources in 2025 funds the design, creation and implementation of an online "Youth Connector" platform by and for teens to improve mental health supports and program awareness and reduce barriers to access. This investment improves awareness, navigation and access to Seattle youth programs including career exploration, community service, education, Seattle mentors, recreational programs, scholarships and discounts, and mental health supports. The ongoing funding supports programming and partnerships at Red Barn Ranch to invest in youth mental health by providing opportunities for youth to access rural nature experiences at Red Barn Ranch, a SPR-owned property in rural King County.
- The Downtown Activation Plan (DAP), announced in June 2023, outlines the Mayor's plan to revitalize and transform Downtown Seattle as the city continues to recover from the impacts of the COVID-19 pandemic. DAP focuses on actions that bring more housing and amenities – ensuring Downtown is more than just a great place to go to work, but also a place where residents can afford to live, learn, shop, play, and so much more. SPR is proposing to invest \$1.3 million in 2025 and \$2.3 million in 2026 to reimagine and revitalize Westlake Plaza, which could include the removal of the out-of-commission fountain, stage renovation, and other needed upgrades to make the area safe and inviting.
- The Unified Care Team (UCT) brings together more than a dozen city departments and partners for a coordinated, strategic, and data-driven approach to ensuring Seattle's public spaces, sidewalks, and streets remain open and accessible to all. The UCT coordinates outreach and referrals to shelter for people experiencing homelessness, removes trash and debris from encampments, and restores public spaces. The City is proposing to expand services provided by UCT from 5 to 7 days a week, which represents adding 6 staff to SPR as well as an increased budget for nonlabor expenses such as disposal of materials.
- The Mayor's One Seattle Graffiti Plan, announced in October 2022, contains six major pillars intended to beautify Seattle and address a surge in graffiti through new strategies and increased budget investments. One strategy of the plan is to combine all resources available city-wide for graffiti removal teams. In support of this strategy, the proposed budget includes a transfer of graffiti abatement resources from Seattle Public Utilities (SPU) to SPR, including SPU's Graffiti Rangers, a dedicated team responsible for inspection, assessments, dispatch, compliance, and graffiti abatement across various city assets.

Seattle Parks and Recreation

Other Changes

The budget also includes funding for various capital projects, and technical adjustments to the operating budget, such as internal service cost changes and annual wage and market adjustment increases.

Seattle Parks and Recreation

Incremental Budget Changes

Seattle Parks and Recreation

	Dollars	FTE
2025 Beginning Budget	431,297,169	1,131.89
Baseline		
Bargained Annual Wage and Market Wage Increases to Base Budget	17,123,113	-
Citywide Adjustments for Standard Cost Changes	5,005,149	-
CDBG Baseline Adjustment	(808,000)	-
Remove One-Time Zoo Inflation Adjustment	(796,427)	-
Remove One-Time Garfield Super Block Add	(80,000)	-
Proposed Operating		
Arts in Parks Shift to Admissions Tax	-	-
Downtown Buskers Shift to Admissions Tax	-	-
Teen Performing Arts Program Shift to Admissions Tax	-	-
Center City Activation Shift to Payroll Expense Tax	-	-
Reduce Parks and Natural Areas Maintenance	(590,749)	(5.69)
Reduce Leadership and Administration Staffing	(492,211)	(3.75)
Reduce Outdoor Park Activation	(245,095)	(1.00)
Consolidate Community Granting Programs	(200,000)	-
Reduce Environmental Programming Starting in 2026	-	-
Utility Costs Shift to King County Levy	-	-
One-Time Use of Park District Interest Earnings	-	-
Realign Park District Funding	-	-
One Seattle Graffiti Initiative Consolidation	2,594,469	11.00
Expand Unified Care Team to 7 Day Coverage	882,822	6.00
Increase to Zoo Operating Costs	800,000	-
Youth Mental Health - Nature Access and Programming	600,000	-
Youth Mental Health - Online Youth Connector	500,000	-
Transfer Public Hygiene Station Funding from SPU to SPR	585,000	-
Community Services Block Grant Appropriation	-	-
Increase Fees for Aquatics Programs and Services, and add to Swim Safety Equity Fund	412,000	1.00
Increase Fees for Revocable Use Permits	259,790	0.25
Increase Fees for Athletic Fields	106,678	-
Increase Fees for Special Events	76,449	-
Increase Fees for Amy Yee Tennis Center (AYTC), and create AYTC Scholarship Fund	11,000	-
Increase Fees for Community Center Rentals	-	-

Seattle Parks and Recreation

Proposed Capital

Align Green Lake Community Center and Evans Pool Renovation Debt to Schedule	(56,000,000)	-
Align Lake City Community Center Project Debt to Schedule	(28,000,000)	-
Align Queen Anne Community Center Renovation Debt to Schedule	(16,900,000)	-
Align 8th & Mercer Community Center Project Debt to Schedule	(17,000,000)	-
Remove Out-Year Debt for Facility Decarbonization	-	-
Adjust Park District-Funded Debt Service and Reallocate to Core Services and Priority Projects	(2,538,000)	-
Reduce Major Maintenance and Asset Preservation	(2,456,235)	-
Reduce the CommUNITY Fund	(1,000,000)	-
Reduce Park Land Acquisition Funding	(440,000)	-
Revitalize Westlake Plaza	1,391,936	-
Continue Funding Seattle Conservation Corps with CDBG	808,000	-
Add Landscape Conservation and Local Infrastructure Program Capital Project	500,000	-
Increase to Community Center Pre-Electrification Efforts	195,000	-
Adjust Outyear CIP Funding	-	-

Proposed Technical

Budget Neutral Project Changes	3,416,863	-
Park District Changes to Align the 6 Year Financial Plan	2,881,486	-
Bargained Annual Wage and Market Wage Increases to Base Budget – Local 77	37,736	-
Final Adjustments for Standard Cost Changes	(1,640,293)	-
Budget Neutral Position Changes	-	-
Fund Balancing Adjustment	-	-
Capital Indirect Cost Recovery Alignment	(900,000)	-
Park District Revenue Alignment to Spend Plan and Interest Earnings	-	-

Total Incremental Changes	\$(91,899,517)	7.81
----------------------------------	-----------------------	-------------

Total 2025 Proposed Budget	\$339,397,652	1139.70
-----------------------------------	----------------------	----------------

Description of Incremental Budget Changes

Bargained Annual Wage and Market Wage Increases to Base Budget

Expenditures	\$17,123,113
--------------	--------------

This centrally administered change adjusts appropriations to reflect the Annual Wage Increases and Market Adjustments, as outlined in the agreements between the City and the Coalition of Unions or other standalone Unions, for personnel costs included in this department's baseline budget. This includes increases to salary, FICA, Medicare, retirement, overtime and temporary labor.

Seattle Parks and Recreation

Citywide Adjustments for Standard Cost Changes

Expenditures	\$5,005,149
--------------	-------------

Citywide technical adjustments made in the baseline phase reflect changes to internal services costs, including rates from the Department of Finance & Administrative Services, Seattle Information Technology Department, Seattle Department of Human Resources, and for healthcare, retirement, and industrial insurance charges for the department. These adjustments reflect initial assumptions about these costs and inflators early in the budget process.

CDBG Baseline Adjustment

Expenditures	\$(808,000)
Revenues	-

This item removes baseline federal Community Development Block Grant (CDBG) funding from SPR's Parks Upgrade Program Capital Project which supports the Seattle Conservation Corps, a job-training program for formerly homeless adults. For the 2025-2026 Proposed Budget, the administration removed CDBG funds from departments' baselines and reviewed department proposals for use of the federal grant funds for facilities and public services projects. See companion item in Proposed Capital section.

Remove One-Time Zoo Inflation Adjustment

Expenditures	\$(796,427)
--------------	-------------

This item removes one-time authority in 2024 related to inflationary adjustment for the Zoo operations.

Remove One-Time Garfield Super Block Add

Expenditures	\$(80,000)
--------------	------------

This item removes one-time authority in 2024 related to planning funds for Garfield Super Block Project.

Proposed Operating

Arts in Parks Shift to Admissions Tax

Expenditures	-
Position Allocation	-

The 2025-2026 Proposed Budget includes appropriations out of the Arts and Culture Fund to three City departments which have arts and culture-related spending. The proposed budget includes legislation to broaden the uses of Admissions Tax from the Arts and Culture Fund. The Office of Arts and Culture, Seattle Center and Seattle Parks and Recreation (SPR) budgets use Admissions Tax to support arts and culture spending.

In SPR, the budget preserves the Arts in the Parks program by shifting \$436,000 from the General Fund to the Arts and Culture Fund. Through this program, artists and art organizations activate park spaces throughout the City. SPR coordinates planning and scheduling of Arts in Parks, as well as provides grants to support artists and arts organizations to perform.

Downtown Buskers Shift to Admissions Tax

Expenditures	-
--------------	---

The 2025-2026 Proposed Budget includes appropriations out of the Arts and Culture Fund to three City departments which have arts and culture-related spending. The proposed budget includes legislation to broaden the uses of Admissions Tax from the Arts and Culture Fund. The Office of Arts and Culture, Seattle Center and Seattle Parks and

Seattle Parks and Recreation

Recreation (SPR) budgets use Admissions Tax to support arts and culture spending.

In SPR, the budget preserves the downtown buskers program by shifting about \$224,000 from the General Fund to the Arts and Culture Fund. This program coordinates and funds performers such as musicians and performance artists to perform in and activate downtown parks.

Teen Performing Arts Program Shift to Admissions Tax

Expenditures	-
--------------	---

The 2025-2026 Proposed Budget includes appropriations out of the Arts and Culture Fund to three City departments which have arts and culture-related spending. The proposed budget includes legislation to broaden the uses of Admissions Tax from the Arts and Culture Fund. The Office of Arts and Culture, Seattle Center and Seattle Parks and Recreation (SPR) budgets use Admissions Tax to support arts and culture spending.

In SPR, the budget preserves the downtown buskers program by shifting about \$224,000 from the General Fund and Park and Recreation Fund to the Arts and Culture Fund. This program coordinates and funds performers such as musicians and performance artists to perform in and activate downtown parks.

Center City Activation Shift to Payroll Expense Tax

Expenditures	-
--------------	---

The General Fund revenue forecast for the City's 2025-2026 Proposed Budget is insufficient to cover all expected Citywide costs. General Fund reductions were identified to mitigate this shortfall. In addition, the proposed budget allocates \$31 million in Payroll Expense Tax proceeds in 2025 to support economic development.

This ongoing item shifts \$186,000 from the General Fund to the Payroll Expense Tax Fund to preserve and continue center city park activations in partnership with the Associated Recreation Council, which is also experiencing unprecedented inflationary pressures. Specifically, this item supports about 10,000 contracted concierge hours at greater downtown parks such as Pioneer Square, City Hall, Denny, Hing Hay, Cal Anderson, and Hoa Mai parks.

Reduce Parks and Natural Areas Maintenance

Expenditures	\$(590,749)
Position Allocation	(5.69)

The General Fund revenue forecast for the City's 2025-2026 Proposed Budget is insufficient to cover all expected Citywide costs. General Fund reductions were identified to mitigate this shortfall. This ongoing item reduces baseline funding for the maintenance of parks and natural areas by approximately 1%, which includes removing 7 laborer and one supported employment positions in 2025. There will be minimal impact on overall maintenance and SPR will endeavor to minimize impacts during peak season when these part-time positions would typically supplement year-round staff.

Reduce Leadership and Administration Staffing

Expenditures	\$(492,211)
Position Allocation	(3.75)

The General Fund revenue forecast for the City's 2025-2026 Proposed Budget is insufficient to cover all expected Citywide costs. General Fund reductions were identified to mitigate this shortfall. This item reduces staff levels in three department leadership and support teams including Policy and Performance, Communications and Business Systems and Customer Service Unit. Two of these units are also supported by Park District funding. Specifically, this item removes a Manager 3, an Administrative Specialist II, and a Customer Service Representative, reduces two other full-time positions to half-time, and increases one 0.75 FTE to full-time. As a result, response times to

Seattle Parks and Recreation

customers and SPR's ability to meet performance goals established in Cycle 2 of the Park District may be reduced.

Reduce Outdoor Park Activation

Expenditures	\$(245,095)
Position Allocation	(1.00)

The General Fund revenue forecast for the City's 2025-2026 Proposed Budget is insufficient to cover all expected Citywide costs. General Fund reductions were identified to mitigate this shortfall. The budget removes a senior Recreation Program Specialists and reduces SPR's Outdoor Park Activation nonlabor programming funding by 40% from about \$340,000 to \$200,000, which will result in fewer resources allocated to activate and program outdoor spaces outside the greater downtown area. Specifically, this item removes recently planned expansions from Cycle 2 of the Seattle Park District, bringing the budget back to Cycle 1 levels of funding for activation in parks not in the city's downtown core.

Consolidate Community Granting Programs

Expenditures	\$(200,000)
--------------	-------------

The General Fund revenue forecast for the City's 2025-2026 Proposed Budget is insufficient to cover all expected Citywide costs. General Fund reductions were identified to mitigate this shortfall. This ongoing item consolidates two community granting programs, Recreation for All and Get Moving, into one program and reduces the amount of grant funding available for community-based groups by about 33%, from \$600,000 to \$400,000. The two programs serve similar populations and for similar purposes, which is to provide grants to groups to provide culturally relevant health- and fitness-focused programs for under resourced communities or where health and enrichment disparities are prevalent. In 2023, the two programs awarded approximately \$440,000 in grants, which resulted in groups providing 3,000 hours of engagement and serving approximately 10,000 participants.

Reduce Environmental Programming Starting in 2026

Expenditures	-
Revenues	-
Position Allocation	(7.35)

The General Fund revenue forecast for the City's 2025-2026 Proposed Budget is insufficient to cover all expected Citywide costs. General Fund reductions were identified to mitigate this shortfall. The budget makes an ongoing reduction to SPR's Environmental Programming line of business by 50% or about \$1 million beginning in 2026. The department will seek public-private partnerships to operate the Discovery Park Visitor Center & Environmental Learning Center and provide programming at Discovery Park and Carkeek Park to mitigate any service disruptions from this budget reduction. As a result, this item includes a staffing reduction in 2026 of 7.35 FTE, representing 9 positions.

Utility Costs Shift to King County Levy

Expenditures	-
--------------	---

This item shifts \$1.1 million of King County Levy funding from supporting debt service for the Golf Capital Improvements project to the Parks and Facilities Maintenance and Repairs budget in order to fund the increased utility costs across the department, such as drainage fees.

One-Time Use of Park District Interest Earnings

Expenditures	-
--------------	---

The General Fund revenue forecast for the City's 2025-2026 Proposed Budget is insufficient to cover all expected

Seattle Parks and Recreation

Citywide costs. General Fund reductions were identified to mitigate this shortfall. SPR's proposed budget reflects a realignment of General Fund and Park District resources to achieve General Fund savings while retaining core operating services. This item shifts \$2.4 million of core department expenses from the General Fund to the Park District Fund on a one-time basis in 2025 only. This shift is supported by higher than anticipated interest earnings in the Park District Fund.

Realign Park District Funding

Expenditures	-
--------------	---

The General Fund revenue forecast for the City's 2025-2026 Proposed Budget is insufficient to cover all expected Citywide costs. General Fund reductions were identified to mitigate this shortfall. SPR's proposed budget reflects a realignment of General Fund and Park District resources to achieve General Fund savings while retaining core operating services. This change reflects shifting \$6.4 million in 2025 and \$6.8 million in 2026 of expenses from the General Fund to the Park District Fund. See companion items in the Proposed Capital section.

One Seattle Graffiti Initiative Consolidation

Expenditures	\$2,594,469
Position Allocation	11.00

The General Fund revenue forecast for the City's 2025-2026 Proposed Budget is insufficient to cover all expected Citywide costs. General Fund reductions were identified to mitigate this shortfall. This item transfers Seattle Public Utilities (SPU) Graffiti Abatement program to SPR, including all 7 Graffiti Ranger positions, an administrative position, an Executive 2, and budget for supplies, facility leases, and vehicles. This transfer will provide for the consolidation of citywide graffiti abatement services under the One Seattle Graffiti Initiative at SPR, which achieves approximately \$495,475 in General Fund savings related to SPU's overhead rate. The One Seattle Graffiti Initiative abates graffiti on city-owned and privately-owned property.

To successfully implement this program, this item also adds a Manager 1 and Administrative Staff Assistant who will provide oversight and operational support. This item also adds one-time \$350,000 of General Fund appropriation to extend an external contract for graffiti abatement services through 2025, which SPU previously held. See companion item in SPU's Budget Book chapter.

Expand Unified Care Team to 7 Day Coverage

Expenditures	\$882,822
Position Allocation	6.00

The Unified Care Team (UCT) coordinates outreach and referrals to shelter for people experiencing homelessness, removes trash and debris from encampments, and restores public spaces. The 2025-2026 Proposed Budget expands services provided by the UCT from 5 to 7 days per week. This item adds about \$882,000 in 2025 and \$1.1 million in 2026 ongoing which represents an increase in 6 staff to SPR, and an increase in nonlabor expenses such as disposal of materials. The added positions include two teams of two laborers, which will remove trash and hazardous items, and a Manager 1 and a Strategic Advisor 1 positions for management support and oversight.

Increase to Zoo Operating Costs

Expenditures	\$800,000
--------------	-----------

This ongoing item adjusts the baseline budget for the Woodland Park Zoo's operating and maintenance payments in recognition of the contractual inflationary increases required annually as part of the Master Operating Agreement with Woodland Park Zoological Society.

Seattle Parks and Recreation

Youth Mental Health - Nature Access and Programming

Expenditures	\$600,000
--------------	-----------

The Mayor's Youth Mental Health Investment Strategy includes \$15 million of Payroll Expense Tax funding in both 2025 and 2026 between the Department of Education and Early Learning and Seattle Parks and Recreation (SPR) for youth mental health prevention, early intervention, and treatment. This ongoing item uses Payroll Expense Tax proceeds to support programming and partnerships at Red Barn Ranch to invest in youth mental health.

Red Barn Ranch, a SPR-owned property in rural King County, provides the opportunity for youth to access rural nature experiences. The goal of this initiative is to improve the mental and physical health outcomes of Seattle and King County youth by connecting elementary, middle, and high school students with the outdoors. Facilitated day and overnight trips by partners offering equine, community gardening, trails building, and environmental restoration programs address nature deficit among youth in historically underserved communities.

Youth Mental Health - Online Youth Connector

Expenditures	\$500,000
--------------	-----------

The Mayor's Youth Mental Health Investment Strategy includes \$15 million of Payroll Expense Tax funding in both 2025 and 2026 between the Department of Education and Early Learning and Seattle Parks and Recreation (SPR) for youth mental health prevention, early intervention, and treatment. This one-time item uses Payroll Expense Tax proceeds to design, create and implement an online "Youth Connector" platform by and for teens to improve mental health supports and program awareness and reduce barriers to access. This investment improves awareness, navigation and access to Seattle youth programs including career exploration, community service, education, Seattle mentors, recreational programs, scholarships and discounts, and mental health supports. SPR will maintain the platform in outyears using existing budget.

Transfer Public Hygiene Station Funding from SPU to SPR

Expenditures	\$585,000
--------------	-----------

The General Fund revenue forecast for the City's 2025-2026 Proposed Budget is insufficient to cover all expected Citywide costs. General Fund reductions were identified to mitigate this shortfall. This item transfers ongoing General Fund appropriations for hygiene stations (portable toilets and/or handwashing stations) from Seattle Public Utilities' (SPU) Public Hygiene Program to SPR, achieving approximately \$250,000 in ongoing General Fund savings related to SPU's overhead rate. This funding will be used to fund portable toilets in busy parks. SPU will continue to operate and staff the wider Public Hygiene Program including up to three hygiene trailers with shower facilities, providing services to the unsheltered and minimally housed. See corresponding item in SPU's Budget Book chapter.

Community Services Block Grant Appropriation

Expenditures	-
Revenues	\$810

This item adjusts baseline resources from the Washington State Department of Commerce's Community Services Block Grant based on the supplemental state appropriation. The state grant increased by \$810, from \$276,112 to \$276,922, and supports SPR's Seattle Conservation Corps, a job-training program for homeless adults.

Increase Fees for Aquatics Programs and Services, and add to Swim Safety Equity Fund

Expenditures	\$412,000
Revenues	\$1,412,000
Position Allocation	1.00

Seattle Parks and Recreation

This item increases fees for swim lessons, drop-in swimming, and pool rentals. These fee changes, which bring aquatics fees closer to alignment with market rate fees, are expected to generate approximately \$1.4 million of additional revenue ongoing. The fee increases are to help partially offset the impacts of cost increases associated with the Collective Bargaining Agreements passed by City Council. To reduce barriers to access as a result of the fee increases, SPR will continue to offer reduced fees for those who are income-eligible as well as other free or low-cost aquatics opportunities through Swim Seattle initiative, such as free workshops to support children and their families in becoming comfortable swimmers and water-safe.

About \$412,000 of the revenues generated by the fee increases will augment the Swim Safety Equity Fund, fund premium pay for certified aquatics instructors who teach lessons, and will fund two additional part-time positions, an Assistant Aquatic Center Coordinator and Senior Lifeguard, to support aquatics operations for revenue generation.

Increase Fees for Revocable Use Permits

Expenditures	\$259,790
Revenues	\$675,780
Position Allocation	0.25

This item increases revocable use permit (RUP) fees which SPR charges to third-parties for short-term or ongoing nonpark use of park land, which are expected to generate approximately \$675,000 of additional revenue in 2025 and \$560,000 in 2026. The fee increases are to help partially offset the impacts of cost increases associated with the Collective Bargaining Agreements passed by City Council. This item also includes an increase in expenditures for a staffing change—increasing a Real Property Agent position from part-time to full-time—as well as nonlabor budget supporting department property management and permit efforts.

Increase Fees for Athletic Fields

Expenditures	\$106,678
Revenues	\$422,604

This item increases athletic field fees for adults and youth which are expected to generate approximately \$422,000 of additional revenue in 2025 and \$940,000 in 2026. The fee increases, which bring youth field usage fees closer to alignment with market rates, are to help partially offset the impacts of cost increases associated with the Collective Bargaining Agreements passed by City Council. This item also increases non-labor expenditures to account for increased banking fee costs. SPR continues to offer free open field times for community drop-in play without having to reserve or pay for the fields.

Increase Fees for Special Events

Expenditures	\$76,449
Revenues	\$314,969

This item increases fees for special events and use permits by about 4%, and at a greater percentage for specific items such as premium picnic shelters and special amenity rental facilities such as the buildings at Magnuson. These changes are expected to generate approximately \$315,000 of additional revenue in 2025 and \$250,000 in 2026. The fee increases are to help partially offset the impacts of cost increases associated with the Collective Bargaining Agreements passed by City Council and to align with inflationary increases. This item also increases non-labor expenditures to account for increased banking fee costs. SPR continues to offer granting programs to support activities serving frontline communities.

Increase Fees for Amy Yee Tennis Center (AYTC), and create AYTC Scholarship Fund

Expenditures	\$11,000
--------------	----------

Seattle Parks and Recreation

Revenues \$360,000

This item increases tennis fees for adult, youth and court rentals at the Amy Yee Tennis Center (AYTC) which are expected to generate approximately \$360,000 of additional revenue in 2025 and \$450,000 in 2026. The fee increases, which bring AYTC fees closer to alignment with market rate fees, are to help partially offset the impacts of cost increases associated with the Collective Bargaining Agreements passed by City Council. To reduce barriers to access, \$11,000 (3% of anticipated revenue) is earmarked for a new AYTC Scholarship Fund.

Increase Fees for Community Center Rentals

Revenues \$130,000

This item increases rental fees by approximately 5% for community center rooms, kitchens, and gyms, and related staff and booking fees which are expected to generate approximately \$130,000 of additional revenue ongoing. The fee increases are to help partially offset the impacts of cost increases associated with the Collective Bargaining Agreements passed by City Council and to align with inflationary increases. SPR continues to offer granting programs to support activities serving frontline communities.

Proposed Capital

Align Green Lake Community Center and Evans Pool Renovation Debt to Schedule

Expenditures \$(56,000,000)

This item shifts \$56 million in planned bond funding for the planning design and construction of a substantially renovated Green Lake Community Center and Evans Pool from 2025 to 2026, to align with current project schedule. A companion item adjusts the annual debt service payments funded by the Park District.

Align Lake City Community Center Project Debt to Schedule

Expenditures \$(28,000,000)

This item shifts \$28 million of planned bond funding for the Lake City Community Center rebuild from 2025 to 2026, to align with current project schedule. A companion item adjusts the annual debt service payments funded by the Park District to align with the current project schedule.

Align Queen Anne Community Center Renovation Debt to Schedule

Expenditures \$(16,900,000)

This item shifts \$16.9 million in planned bond funding for the planning design and construction of a substantially renovated Queen Anne Community Center from 2025 to 2026, to align with current project schedule. A companion item adjusts the annual debt service payments funded by the Park District.

Align 8th & Mercer Community Center Project Debt to Schedule

Expenditures \$(17,000,000)

This item shifts \$17 million in planned bond funding for tenant improvements within the 8th & Mercer Community Center from 2025 to 2026 due to project delays. A companion item adjusts the annual debt service payments funded by the Park District to reflect the change in project schedule.

Remove Out-Year Debt for Facility Decarbonization

Expenditures -

The General Fund revenue forecast for the City's 2025-2026 Proposed Budget is insufficient to cover all expected

Seattle Parks and Recreation

Citywide costs. General Fund reductions were identified to mitigate this shortfall. This proposal removes \$18.3 million in planned bond funding for decarbonization of SPR facilities in 2027. A companion item adjusts the annual debt service payments funded by the Park District and reallocates resources to other core operating services to achieve General Fund Savings.

SPR's budget maintains a \$2 million annual Park District investment for facility decarbonization and has been building decarbonization efforts into the scope and budget of major capital projects. As a result, SPR anticipates minimal impact from this item.

Adjust Park District-Funded Debt Service and Reallocate to Core Services and Priority Projects

Expenditures \$(2,538,000)

The General Fund revenue forecast for the City's 2025-2026 Proposed Budget is insufficient to cover all expected Citywide costs. General Fund reductions were identified to mitigate this shortfall. The General Fund revenue forecast for the City's 2025-2026 Proposed Budget is insufficient to cover all expected Citywide costs. General Fund reductions were identified to mitigate this shortfall. SPR's proposed budget reflects a realignment of General Fund and Park District resources to achieve General Fund savings while retaining core operating services.

This item reflects \$2.5 million in 2025 and \$3.2 million in 2026 of Park District-funded capital reductions for planned debt service, shifting these resources to the operating budget to support core department services previously funded by the General Fund. Specifically, this reflects:

- Shifting 8th & Mercer Community Center planned bond funding out by one year, due to project delays
- Shifting Green Lake Community Center and Evans Pool renovation planned bond funding out by one year, to align resources with current project schedule
- Eliminating out-year planned bond funding for Facility Decarbonization

This item also reflects shifting Park District funding held for planned debt service to other priority projects, due to updated timelines for planned bond issuance for two major community center projects. Specifically, this item also reflects:

- Shifting \$1.3 million in 2025 in planned debt service for the Queen Anne Community Center renovation to help fund the West Queen Anne Playfield conversion project, due to the community center project delay.
- Shifting \$937,000 in 2025 and \$1.2 million in 2026 in planned debt service payments for Lake City Community Center rebuild to fund the Soundview Athletic Field project, due to the community center project delay.

See companion items previously discussed in this section.

Reduce Major Maintenance and Asset Preservation

Expenditures \$(2,456,235)

The General Fund revenue forecast for the City's 2025-2026 Proposed Budget is insufficient to cover all expected Citywide costs. General Fund reductions were identified to mitigate this shortfall. SPR's proposed budget reflects a realignment of General Fund and Park District resources to achieve General Fund savings while retaining core operating services.

This item reflects a 10% reduction to SPR's Capital Major Maintenance and Asset Preservation Program, shifting these resources to the operating budget to support core department services previously funded by the General Fund. About \$2 million of this total reduction, representing about 7% of the base budget, is ongoing, with \$500,000 in reductions occurring only one-time in 2025 to align resources to project schedules. As a result of this reduction, SPR will revise the scope and scale of major maintenance projects planned for 2025.

Reduce the COMMUNITY Fund

Expenditures \$(1,000,000)

Seattle Parks and Recreation

The General Fund revenue forecast for the City's 2025-2026 Proposed Budget is insufficient to cover all expected Citywide costs. General Fund reductions were identified to mitigate this shortfall. SPR's proposed budget reflects an ongoing realignment of General Fund and Park District resources to achieve General Fund savings while retaining core operating services.

This item reflects a 27% reduction to SPR's CommUNITY Fund, shifting these resources to the operating budget to support core department services previously funded by the General Fund. The CommUNITY Fund, previously called the Major Projects Challenge Fund, was increased from \$1.5 million to \$2.5 million in 2023 as part of Cycle 2 of the Park District, and this item removes the expansion bringing the capital budget back to \$1.5 million. Funding for the two staff positions to engage with and support community throughout the CommUNITY Fund process are retained on the operating side of the budget. As a result of this reduction, there will be fewer granting dollars available for community-directed improvements to parks and facilities.

Reduce Park Land Acquisition Funding

Expenditures	\$(440,000)
--------------	-------------

The General Fund revenue forecast for the City's 2025-2026 Proposed Budget is insufficient to cover all expected Citywide costs. General Fund reductions were identified to mitigate this shortfall. SPR's proposed budget reflects a realignment of General Fund and Park District resources to achieve General Fund savings while retaining core operating services.

This change reflects a 30% reduction to SPR's New Park Acquisition Program, shifting these resources to the operating budget to support core department services previously funded by the General Fund. The item retains \$1 million annual investment for acquisition, which will allow SPR to leverage grant opportunities and to support other low-cost priority acquisitions such as park additions. As a result of this reduction, SPR could acquire less land for future park development.

Revitalize Westlake Plaza

Expenditures	\$1,391,936
--------------	-------------

This one-time item provides about \$1.4 million in 2025 and \$2.3 million in 2026 of Payroll Expense Tax proceeds to support revitalization of Westlake Plaza as part of the Mayor's Downtown Activation Plan. The Downtown Activation Plan (DAP), announced in June 2023, outlines the Mayor's plan to revitalize and transform Downtown Seattle as the city continues to recover from the impacts of the COVID-19 pandemic. Specifically, this item funds a revitalization of Westlake Plaza which could include removal of out-of-commission fountain, stage renovation, an electrical systems upgrade, repairs to paving and trip hazards, among other improvements.

Continue Funding Seattle Conservation Corps with CDBG

Expenditures	\$808,000
Revenues	\$808,000

For the 2025-2026 Proposed Budget, the administration removed Community Development Block Grant (CDBG) funds from departments' baselines and reviewed department proposals for use of the federal grant funds for facilities and public services projects. In SPR, restores baseline CDBG funding to continue supporting the Seattle Conservation Corps' Parks Upgrade Program. The Seattle Conservation Corps uses public- and privately-funded construction and maintenance projects, including those funded by CDBG in the Parks Upgrade Program, to provide homeless adults with employment opportunities in a supportive environment.

Add Landscape Conservation and Local Infrastructure Program Capital Project

Expenditures	\$500,000
Revenues	\$500,000

Seattle Parks and Recreation

This proposal adds Landscape Conservation and Local Infrastructure Program (LCLIP) funding to SPR and creates a new capital project. As part of the original 2013 LCLIP legislation outlining programming assumptions, the funding beginning in 2025 transfers from supporting Seattle Department of Transportation investments to supporting SPR parks and infrastructure investments for the next ten years. The LCLIP program allows cities to receive a portion of future county property tax revenue for local infrastructure investments if they implement a program to obtain regional Transferable Development Rights (TDR). Current legislation outlines that projects eligible for LCLIP funding must be located in South Lake Union or Downtown Seattle.

The overall purpose of LCLIP and Regional TDR Programs is to preserve farm and forest land by transferring development capacity from these lands to cities, and generate funds for local infrastructure projects in the communities where the additional development capacity is located.

Increase to Community Center Pre-Electrification Efforts

Expenditures	\$195,000
--------------	-----------

The proposed budget allocates \$18 million in Payroll Expense Tax proceeds in 2025 to the Green New Deal. This item uses payroll tax funding to fund projects associated with the city's Municipal Energy Electrification Program. This item specifically funds SPR's Pre-Electrification Program, which supports efforts to prepare community centers for decarbonization by first shrinking energy use intensity through energy conservation interventions such as use of LEDs, advanced lighting controls, and destratification fans for air mixing.

Adjust Outyear CIP Funding

Expenditures	-
Revenues	-

This technical item adds funding to the 2029 and 2030 out-years for various capital projects to align with the 2025-2030 Proposed CIP.

Proposed Technical

Budget Neutral Project Changes

Expenditures	\$3,416,863
Revenues	\$4,423,522

This technical item includes a variety of technical changes to true up the budget to revenue projections and to align budget with operational plans for 2025. This item adds Park Fund expenses and revenue to the Golf program, among other technical changes

Park District Changes to Align the 6 Year Financial Plan

Expenditures	\$2,881,486
Revenues	-

This technical change request aligns the 2025 and 2026 Proposed Budget with the adopted 2023-2028 MPD Financial Plan. It also includes two adjustments the start of planned operations and maintenance expenses related to two proposed capital program reductions.

Bargained Annual Wage and Market Wage Increases to Base Budget – Local 77

Expenditures	\$37,736
--------------	----------

This centrally administered change adjusts appropriations to reflect the Annual Wage Increases and Market

Seattle Parks and Recreation

Adjustments, as outlined in the agreements between the City and Local 77 bargaining units, for personnel costs included in this department's budget. This includes increases to salary, FICA, Medicare, retirement, overtime and temporary labor.

Final Adjustments for Standard Cost Changes

Expenditures	\$(1,640,293)
--------------	---------------

Citywide technical adjustments made in the proposed phase reflect changes to internal services costs, including rates from the Department of Finance & Administrative Services, Seattle Information Technology Department, Seattle Department of Human Resources, and for healthcare for the department. These adjustments reflect final decisions about these costs made during the Proposed Phase of the budget process.

Budget Neutral Position Changes

Expenditures	-
Position Allocation	-

This technical change adjusts expense and revenue budgets within projects to correctly align the budgets and accounts with position reclassifications done outside of the previous budget process and/or APEX/SAM adjustments, and other technical position changes.

Fund Balancing Adjustment

Revenues	\$2,841,656
----------	-------------

This is a technical item to record fund balancing entries for the Park and Recreation Fund, Park District Fund, and King County Parks Levy Fund, which are primarily managed by this department.

Capital Indirect Cost Recovery Alignment

Expenditures	\$(900,000)
--------------	-------------

This technical change request adjusts SPR's indirect cost recoveries related to staff who charge to capital programs to offset approximately \$900,000 in associated park fund expenses.

Park District Revenue Alignment to Spend Plan and Interest Earnings

Revenues	\$9,352,958
----------	-------------

This change updates revenue projections for the Seattle Park District Fund to align with the Park District Cycle 2 Spending Plan, in addition to recognizing projected interest earnings.

Seattle Parks and Recreation

Expenditure Overview

	2023 Actuals	2024 Adopted	2025 Proposed	2026 Proposed
Appropriations				
SPR - BC-PR-10000 - 2008 Parks Levy				
33860 - 2008 Parks Levy Fund	3,132,955	-	-	-
Total for BSL: BC-PR-10000	3,132,955	-	-	-
SPR - BC-PR-20000 - Building For The Future				
00100 - General Fund	30,886	-	-	-
00164 - Unrestricted Cumulative Reserve Fund	696,862	-	-	-
10200 - Park And Recreation Fund	9,749,043	300,000	800,000	1,800,000
14500 - Payroll Expense Tax	-	970,000	-	-
19710 - Seattle Park District Fund	9,787,230	15,625,102	6,570,746	5,793,575
30010 - REET I Capital Fund	3,630,677	30,000	-	-
30020 - REET II Capital Fund	226,173	-	-	-
35040 - Waterfront LID #6751	14,003,000	9,100,000	-	-
35900 - Central Waterfront Improvement Fund	3,321,759	13,173,000	-	-
36000 - King County Parks Levy Fund	234,494	-	-	-
37100 - 2023 Multipurpose LTGO Bond Fund	6,009,341	-	-	-
Total for BSL: BC-PR-20000	47,689,467	39,198,102	7,370,746	7,593,575
SPR - BC-PR-30000 - Debt and Special Funding				
10200 - Park And Recreation Fund	982,523	162,400	166,400	-
19710 - Seattle Park District Fund	-	-	-	6,734,871
30010 - REET I Capital Fund	2,740,008	3,009,413	3,053,034	3,047,834
30020 - REET II Capital Fund	2,202,568	1,656,650	1,815,325	330,000
35600 - 2012 Multipurpose LTGO Bond Fund	14,165	-	-	-
36000 - King County Parks Levy Fund	1,117,596	1,132,526	-	-
36200 - 2015 Multipurpose LTGO Bond Fund	16,283	-	-	-
Total for BSL: BC-PR-30000	7,073,142	5,960,989	5,034,759	10,112,705
SPR - BC-PR-40000 - Fix It First				
00164 - Unrestricted Cumulative Reserve Fund	145,807	35,000	35,000	35,000
10200 - Park And Recreation Fund	6,350,379	972,000	913,000	913,000
14500 - Payroll Expense Tax	44,035	-	1,586,936	2,522,516
17861 - Seattle Preschool Levy Fund	128,764	-	-	-
19710 - Seattle Park District Fund	18,047,671	34,734,227	37,217,243	30,502,464

Seattle Parks and Recreation

20110 - General Bond Interest and Redemption Fund	107,878	2,413,000	3,173,000	-
30010 - REET I Capital Fund	10,810,763	2,125,776	8,737,543	8,812,099
30020 - REET II Capital Fund	19,473,422	6,397,297	13,762,307	23,427,051
35600 - 2012 Multipurpose LTGO Bond Fund	87,266	-	-	-
36000 - King County Parks Levy Fund	963,029	1,000,000	1,000,000	1,000,000
36100 - 2014 Multipurpose LTGO Bond Fund	75,587	-	-	-
36200 - 2015 Multipurpose LTGO Bond Fund	462,760	-	-	-
37400 - 2026 Multipurpose LTGO Bond Fund	-	-	-	151,450,000
70200 - Beach Maintenance Fund	43,398	-	-	-
Total for BSL: BC-PR-40000	56,740,757	47,677,300	66,425,029	218,662,130
SPR - BC-PR-50000 - Maintaining Parks and Facilities				
14500 - Payroll Expense Tax	-	30,000	-	-
19710 - Seattle Park District Fund	475,142	584,343	1,829,717	1,845,706
Total for BSL: BC-PR-50000	475,142	614,343	1,829,717	1,845,706
SPR - BC-PR-60000 - SR520 Mitigation				
33130 - Park Mitigation & Remediation	9,133	-	-	-
Total for BSL: BC-PR-60000	9,133	-	-	-
SPR - BO-PR-10000 - Parks and Facilities Maintenance and Repairs				
00100 - General Fund	55,873,988	55,357,479	57,399,745	61,925,739
10200 - Park And Recreation Fund	3,388,773	4,973,987	4,691,133	4,215,529
14000 - Coronavirus Local Fiscal Recovery Fund	-	-	-	-
15280 - Gift Catalog - Parks	3,164	-	-	-
19710 - Seattle Park District Fund	26,566,097	28,041,634	38,933,557	39,764,332
36000 - King County Parks Levy Fund	10,157	10,158	1,104,437	1,035,673
Total for BSL: BO-PR-10000	85,842,179	88,383,258	102,128,873	106,941,273
SPR - BO-PR-20000 - Leadership and Administration				
00100 - General Fund	36,398,926	40,568,833	44,406,192	46,941,679
10200 - Park And Recreation Fund	2,200,691	1,032,938	1,163,730	1,122,727
14500 - Payroll Expense Tax	300,000	80,000	1,100,000	600,000
15270 - Off-Leash Area Donation Fund	7,783	-	-	-
19710 - Seattle Park District Fund	4,676,957	6,715,314	5,627,557	5,918,295
Total for BSL: BO-PR-20000	43,584,357	48,397,084	52,297,480	54,582,701

Seattle Parks and Recreation

SPR - BO-PR-30000 - Departmentwide Programs

00100 - General Fund	3,968,603	4,663,594	5,455,627	5,555,618
10200 - Park And Recreation Fund	7,946,957	8,194,409	9,402,998	9,807,490
12400 - Arts and Culture Fund	-	-	224,000	224,000
14500 - Payroll Expense Tax	-	-	186,000	186,000
19710 - Seattle Park District Fund	6,120,439	7,204,434	6,720,830	7,037,717
36000 - King County Parks Levy Fund	-	-	30,000	30,000
Total for BSL: BO-PR-30000	18,036,000	20,062,437	22,019,456	22,840,825

SPR - BO-PR-50000 - Recreation Facility Programs

00100 - General Fund	15,172,895	15,937,721	17,191,807	17,178,307
00155 - Sweetened Beverage Tax Fund	302,531	308,966	346,012	359,862
10200 - Park And Recreation Fund	9,082,407	10,504,136	13,903,141	15,219,441
12400 - Arts and Culture Fund	-	-	660,490	676,316
19710 - Seattle Park District Fund	17,691,682	19,926,102	21,877,104	22,187,322
36000 - King County Parks Levy Fund	738,792	737,156	773,916	784,784
Total for BSL: BO-PR-50000	42,988,307	47,414,081	54,752,470	56,406,031

SPR - BO-PR-60000 - Golf Programs

00100 - General Fund	-	30,057	-	-
10200 - Park And Recreation Fund	14,132,697	13,993,520	18,348,069	18,485,032
Total for BSL: BO-PR-60000	14,132,697	14,023,577	18,348,069	18,485,032

SPR - BO-PR-80000 - Zoo and Aquarium Programs

00100 - General Fund	3,265,813	2,923,377	3,723,377	3,723,377
10200 - Park And Recreation Fund	180,201	1,000,078	203,651	203,651
19710 - Seattle Park District Fund	5,093,513	5,061,563	5,264,026	5,474,587
Total for BSL: BO-PR-80000	8,539,527	8,985,018	9,191,054	9,401,615

Department Total	328,243,663	320,716,190	339,397,652	506,871,594
-------------------------	--------------------	--------------------	--------------------	--------------------

Department Full-Time Equivalents Total*	1,117.98	1,131.89	1,139.70	1,132.35
--	-----------------	-----------------	-----------------	-----------------

* FTE totals are provided for informational purposes only. Changes in FTEs resulting from City Council or Human Resources Director actions outside of the budget process may not be detailed here

Budget Summary by Fund Seattle Parks and Recreation

	2023 Actuals	2024 Adopted	2025 Proposed	2026 Proposed
00100 - General Fund	114,711,111	119,481,060	128,176,749	135,324,721
00155 - Sweetened Beverage Tax Fund	302,531	308,966	346,012	359,862
00164 - Unrestricted Cumulative Reserve Fund	842,670	35,000	35,000	35,000
10200 - Park And Recreation Fund	54,013,671	41,133,468	49,592,123	51,766,870
12400 - Arts and Culture Fund	-	-	884,490	900,316

Seattle Parks and Recreation

14000 - Coronavirus Local Fiscal Recovery Fund	-	-	-	-
14500 - Payroll Expense Tax	344,035	1,080,000	2,872,936	3,308,516
15270 - Off-Leash Area Donation Fund	7,783	-	-	-
15280 - Gift Catalog - Parks	3,164	-	-	-
17861 - Seattle Preschool Levy Fund	128,764	-	-	-
19710 - Seattle Park District Fund	88,458,731	117,892,719	124,040,781	125,258,869
20110 - General Bond Interest and Redemption Fund	107,878	2,413,000	3,173,000	-
30010 - REET I Capital Fund	17,181,448	5,165,189	11,790,577	11,859,933
30020 - REET II Capital Fund	21,902,163	8,053,947	15,577,632	23,757,051
33130 - Park Mitigation & Remediation	9,133	-	-	-
33860 - 2008 Parks Levy Fund	3,132,955	-	-	-
35040 - Waterfront LID #6751	14,003,000	9,100,000	-	-
35600 - 2012 Multipurpose LTGO Bond Fund	101,430	-	-	-
35900 - Central Waterfront Improvement Fund	3,321,759	13,173,000	-	-
36000 - King County Parks Levy Fund	3,064,068	2,879,840	2,908,353	2,850,457
36100 - 2014 Multipurpose LTGO Bond Fund	75,587	-	-	-
36200 - 2015 Multipurpose LTGO Bond Fund	479,042	-	-	-
37100 - 2023 Multipurpose LTGO Bond Fund	6,009,341	-	-	-
37400 - 2026 Multipurpose LTGO Bond Fund	-	-	-	151,450,000
70200 - Beach Maintenance Fund	43,398	-	-	-
Budget Totals for SPR	328,243,663	320,716,190	339,397,652	506,871,594

Seattle Parks and Recreation

Revenue Overview

2025 Estimated Revenues

Account Code	Account Name	2023 Actuals	2024 Adopted	2025 Proposed	2026 Proposed
360290	Parking Fees	(1)	-	-	-
360310	Lt Space/Facilities Leases	-	-	-	-
360540	Cashiers Overages & Shortages	(18)	-	-	-
Total Revenues for: 00100 - General Fund		(18)	-	-	-
330020	Intergov-Revenues	75,378	-	-	-
331110	Direct Fed Grants	321,933	808,000	808,000	808,000
333110	Ind Fed Grants	850,008	181,812	181,812	181,812
334010	State Grants	3,340,555	94,300	95,110	95,110
337010	Grants & Contr From Local Govt	200,000	-	-	-
337080	Other Private Contrib & Dons	2,624,500	11,000	511,000	1,511,000
341040	Sales Of Maps & Publications	6,751	-	-	-
341090	Sales Of Merchandise	151,180	27,284	27,284	27,284
341150	Private Reimbursements	10,500	-	-	-
341900	General Government-Other Rev	2,636,830	2,318,442	2,318,442	2,318,442
343270	Resource Recovery Rev	87,414	3,621,831	3,792,081	3,450,831
343310	Recoveries	53,390	34,513	34,513	34,513
347010	Recreation Activities Fees	18,810,896	14,631,879	19,055,401	18,885,743
347020	Recreation Shared Revs Arc	1,104,841	1,013,392	1,013,392	1,013,392
347040	Recreation Admission Fees	3,286,392	3,123,880	3,795,880	3,316,464
347050	Exhibit Admission Charges	19,857	695,121	695,121	695,121
347060	Athletic Facility Fees	3,350,799	3,438,043	3,860,647	4,802,043
347070	Recreation Education Fees	2,316,141	4,288,212	5,238,212	5,246,407
347090	Parks and Recreation Recovery	5,472,886	91,400	(74,850)	100,000
347170	Public Benefit Rev	(1,523,488)	-	-	-
347180	Tenant Improv Lease Rev Disc	(790,088)	-	-	-
350190	Nsf Check Fees	760	-	-	-
360220	Interest Earned On Deliquent A	14,162	-	-	-
360260	Lease revenue GASB87	2,072,885	-	-	-
360290	Parking Fees	55,571	79,192	79,192	79,192
360300	St Space Facilities Rentals	4,926,553	5,080,949	5,675,918	5,932,595
360310	Lt Space/Facilities Leases	1,617,799	1,005,885	1,005,885	1,005,885
360330	Housing Rentals & Leases	6,000	-	-	-
360340	Concession Proceeds	362,067	80,000	80,000	80,000

Seattle Parks and Recreation

360350	Other Rents & Use Charges	2,091,317	855,616	1,531,396	1,415,349
360380	Sale Of Junk Or Salvage	3,544	-	-	-
360420	Other Judgments & Settlements	704,938	-	-	-
360540	Cashiers Overages & Shortages	(1,207)	-	-	-
360690	Building/Oth Space Rent	-	72,000	72,000	72,000
360900	Miscellaneous Revs-Other Rev	58,744	890,687	890,687	890,687
379020	Capital Contributions	-	(136,000)	(195,000)	(195,000)
Total Revenues for: 10200 - Park And Recreation Fund		54,319,809	42,307,437	50,492,123	51,766,870

400000	Use of/Contribution to Fund Balance	-	(1,173,969)	(900,000)	-
Total Resources for:10200 - Park And Recreation Fund		54,319,809	41,133,468	49,592,123	51,766,870

337080	Other Private Contrib & Dons	4,029	-	-	-
Total Revenues for: 15270 - Off-Leash Area Donation Fund		4,029	-	-	-

311010	Real & Personal Property Taxes	116,478,521	-	-	-
317040	Leasehold Excise Tax Rev	827,503	-	-	-
347040	Recreation Admission Fees	(1,036)	-	-	-
360020	Inv Earn-Residual Cash	1,827,140	-	140,821	73,046
360290	Parking Fees	(4)	-	-	-
360540	Cashiers Overages & Shortages	(13)	-	-	-
360900	Miscellaneous Revs-Other Rev	-	6,682,303	6,682,303	6,682,303
397010	Operating Transfers In	-	111,464,175	120,676,312	124,523,113
Total Revenues for: 19710 - Seattle Park District Fund		119,132,111	118,146,478	127,499,436	131,278,462

400000	Use of/Contribution to Fund Balance	-	(279,997)	2,259,178	(73,046)
Total Resources for:19710 - Seattle Park District Fund		119,132,111	117,866,481	129,758,614	131,205,416

334010	State Grants	-	721,000	721,000	721,000
341900	General Government-Other Rev	700,000	-	-	-
Total Revenues for: 33130 - Park Mitigation & Remediation		700,000	721,000	721,000	721,000

400000	Use of/Contribution to Fund Balance	-	(721,000)	(721,000)	(721,000)
Total Resources for:33130 - Park Mitigation & Remediation		700,000	-	-	-

337050	Proceeds-Countywide Tax Levy	2,948,024	-	-	-
397010	Operating Transfers In	-	2,949,468	2,949,468	2,949,467

Seattle Parks and Recreation

Total Revenues for: 36000 - King County Parks Levy Fund		2,948,024	2,949,468	2,949,468	2,949,467
400000	Use of/Contribution to Fund Balance	-	(69,627)	(41,115)	(99,010)
Total Resources for:36000 - King County Parks Levy Fund		2,948,024	2,879,841	2,908,352	2,850,457
360900	Miscellaneous Revs-Other Rev	19,496,292	-	-	-
Total Revenues for: 37100 - 2023 Multipurpose LTGO Bond Fund		19,496,292	-	-	-
Total SPR Resources		196,600,247	161,879,790	182,259,089	185,822,742

Seattle Parks and Recreation

Appropriations by Budget Summary Level and Program

SPR - BC-PR-10000 - 2008 Parks Levy

The purpose of the 2008 Parks Levy Budget Summary Level is to provide the projects identified in the 2008 Parks and Green Spaces Levy including: neighborhood park and green space park acquisitions; development or restoration of major neighborhood parks, cultural facilities, playgrounds, and playfields; restoration of urban forests; and Opportunity Fund projects proposed by neighborhood and community groups.

Program Expenditures	2023 Actuals	2024 Adopted	2025 Proposed	2026 Proposed
08 Levy Neighborhood Park Acq	93,510	-	-	-
08 Levy Opportunity Fund	220,366	-	-	-
08 Levy Parks and Playgrounds	2,818,967	-	-	-
08 Levy P-Patch Development	112	-	-	-
Total	3,132,955	-	-	-

**FTE totals are provided for informational purposes only. Changes in FTEs resulting from City Council or Human Resources Director actions outside of the budget process may not be detailed here*

The following information summarizes the programs in 2008 Parks Levy Budget Summary Level:

08 Levy Neighborhood Park Acq

The purpose of the 2008 Parks Levy- Neighborhood Park Acquisition Budget Program Level is to provide for neighborhood park acquisitions identified in the 2008 Parks Levy.

Expenditures/FTE	2023 Actuals	2024 Adopted	2025 Proposed	2026 Proposed
08 Levy Neighborhood Park Acq	93,510	-	-	-

08 Levy Opportunity Fund

The purpose of the 2008 Parks Levy - Opportunity Fund Development Budget Program Level is to provide funding for development projects identified by neighborhood and community groups.

Expenditures/FTE	2023 Actuals	2024 Adopted	2025 Proposed	2026 Proposed
08 Levy Opportunity Fund	220,366	-	-	-

08 Levy Parks and Playgrounds

The purpose of the 2008 Parks Levy - Neighborhood Parks and Playgrounds Budget Program Level is to improve and address safety issues at playgrounds throughout the city identified in the 2008 Parks Levy.

Expenditures/FTE	2023	2024	2025	2026
-------------------------	-------------	-------------	-------------	-------------

Seattle Parks and Recreation

	Actuals	Adopted	Proposed	Proposed
08 Levy Parks and Playgrounds	2,818,967	-	-	-

08 Levy P-Patch Development

The purpose of the 2008 Parks Levy - P-Patch Development Budget Program Level is to acquire and develop new community gardens or P-Patches and develop community gardens or P-Patches on existing City-owned properties.

	2023 Actuals	2024 Adopted	2025 Proposed	2026 Proposed
Expenditures/FTE				
08 Levy P-Patch Development	112	-	-	-

SPR - BC-PR-20000 - Building For The Future

The purpose of the Building for the Future Budget Summary Level is to develop new parks and facilities, to acquire new park land, and to improve existing parks and facilities.

Program Expenditures	2023 Actuals	2024 Adopted	2025 Proposed	2026 Proposed
Building For The Future - CIP	47,689,467	39,198,102	7,370,746	7,593,575
Total	47,689,467	39,198,102	7,370,746	7,593,575
Full-time Equivalents Total*	3.52	3.52	3.52	3.52

**FTE totals are provided for informational purposes only. Changes in FTEs resulting from City Council or Human Resources Director actions outside of the budget process may not be detailed here*

SPR - BC-PR-30000 - Debt and Special Funding

The purpose of the Debt and Special Funding Budget Summary Level is to meet debt service obligations on funds borrowed to meet the Department of Parks and Recreation's capital expenditure requirements and to accomplish unique projects with special funding sources.

Program Expenditures	2023 Actuals	2024 Adopted	2025 Proposed	2026 Proposed
Debt and Special Funding	7,073,142	5,960,989	5,034,759	10,112,705
Total	7,073,142	5,960,989	5,034,759	10,112,705

**FTE totals are provided for informational purposes only. Changes in FTEs resulting from City Council or Human Resources Director actions outside of the budget process may not be detailed here*

SPR - BC-PR-40000 - Fix It First

The purpose of the Fix It First Budget Summary Level is to provide for major maintenance, rehabilitation, and preservation of parks, forests, facilities, and related infrastructure.

Program Expenditures	2023 Actuals	2024 Adopted	2025 Proposed	2026 Proposed
----------------------	-----------------	-----------------	------------------	------------------

Seattle Parks and Recreation

Fix It First - CIP	56,740,757	47,677,300	66,425,029	218,662,130
Total	56,740,757	47,677,300	66,425,029	218,662,130
Full-time Equivalents Total*	40.38	50.54	50.54	50.47

**FTE totals are provided for informational purposes only. Changes in FTEs resulting from City Council or Human Resources Director actions outside of the budget process may not be detailed here*

SPR - BC-PR-50000 - Maintaining Parks and Facilities

The purpose of the Maintaining Parks and Facilities Budget Summary Level is to improve existing P-Patches and dog off-leash areas as set forth in the first six-year planning cycle of the Seattle Park District.

Program Expenditures	2023 Actuals	2024 Adopted	2025 Proposed	2026 Proposed
Maintaining Parks & Facilities	475,142	614,343	1,829,717	1,845,706
Total	475,142	614,343	1,829,717	1,845,706

**FTE totals are provided for informational purposes only. Changes in FTEs resulting from City Council or Human Resources Director actions outside of the budget process may not be detailed here*

SPR - BC-PR-60000 - SR520 Mitigation

The purpose of the SR520 Mitigation BSL is to account for projects resulting from SR520 construction impacts.

Program Expenditures	2023 Actuals	2024 Adopted	2025 Proposed	2026 Proposed
SR520 Mitigation	9,133	-	-	-
Total	9,133	-	-	-

**FTE totals are provided for informational purposes only. Changes in FTEs resulting from City Council or Human Resources Director actions outside of the budget process may not be detailed here*

SPR - BO-PR-10000 - Parks and Facilities Maintenance and Repairs

The purpose of the Parks and Facilities Maintenance and Repairs Budget Summary Level is to repair and maintain parks, park buildings, and park infrastructure.

Program Expenditures	2023 Actuals	2024 Adopted	2025 Proposed	2026 Proposed
CIP Cost Recovery Offset	(872,027)	(1,039,841)	(1,579,784)	(1,579,784)
M&R Grounds Crews	53,615,358	52,152,005	59,703,420	62,986,520
M&R Shops Crews	23,788,658	27,162,778	32,984,823	34,003,917
M&R Specialty Crews	9,310,190	10,108,316	11,020,414	11,530,620
Total	85,842,179	88,383,258	102,128,873	106,941,273
Full-time Equivalents Total*	552.75	553.95	565.26	565.26

Seattle Parks and Recreation

**FTE totals are provided for informational purposes only. Changes in FTEs resulting from City Council or Human Resources Director actions outside of the budget process may not be detailed here*

The following information summarizes the programs in Parks and Facilities Maintenance and Repairs Budget Summary Level:

CIP Cost Recovery Offset

The purpose of the CIP Cost Recovery Offset Budget Program Level is to recover costs associated with indirect programs within the Parks and Facilities Maintenance and Repairs BSL from the direct cost capital programs. This program does not fully recover Parks and Facilities Maintenance and Repairs BSL costs.

	2023 Actuals	2024 Adopted	2025 Proposed	2026 Proposed
Expenditures/FTE				
CIP Cost Recovery Offset	(872,027)	(1,039,841)	(1,579,784)	(1,579,784)

M&R Grounds Crews

The purpose of the M&R Grounds Crews Budget Program Level is to provide custodial, landscape, and forest maintenance and restoration services.

	2023 Actuals	2024 Adopted	2025 Proposed	2026 Proposed
Expenditures/FTE				
M&R Grounds Crews	53,615,358	52,152,005	59,703,420	62,986,520
Full Time Equivalents Total	309.53	307.56	307.87	307.87

M&R Shops Crews

The purpose of the M&R Shops Crews Budget Program Level is to repair and maintain park buildings and infrastructure so that park users can have safe, structurally sound, and attractive parks and recreational facilities.

	2023 Actuals	2024 Adopted	2025 Proposed	2026 Proposed
Expenditures/FTE				
M&R Shops Crews	23,788,658	27,162,778	32,984,823	34,003,917
Full Time Equivalents Total	170.50	172.00	183.00	183.00

M&R Specialty Crews

The purpose of the M&R Specialty Crews Budget Program Level is to provide centralized management of natural areas and developed parks including forest restoration, urban forestry, wildlife management, trails, and grass and turf management.

	2023 Actuals	2024 Adopted	2025 Proposed	2026 Proposed
Expenditures/FTE				
M&R Specialty Crews	9,310,190	10,108,316	11,020,414	11,530,620
Full Time Equivalents Total	72.72	74.39	74.39	74.39

Seattle Parks and Recreation

SPR - BO-PR-20000 - Leadership and Administration

The purpose of the Leadership and Administration Budget Summary Level is to provide executive, community, financial, human resource, technology, and business support to the department.

Program Expenditures	2023 Actuals	2024 Adopted	2025 Proposed	2026 Proposed
Citywide Indirect Costs	17,637,194	19,512,590	20,559,348	22,094,630
COVID Planning 2021	-	1,528,800	-	-
Departmental Indirect Costs	15,151,724	15,336,456	16,674,991	17,377,674
Divisional Indirect Costs	12,335,571	14,158,161	17,039,271	17,173,765
Indirect Cost Recovery Offset	(5,453,759)	(6,277,436)	(7,368,568)	(7,659,160)
Pooled Benefits	3,913,626	4,138,514	5,392,439	5,595,793
Total	43,584,357	48,397,084	52,297,480	54,582,701
Full-time Equivalents Total*	147.82	151.62	149.12	149.12

**FTE totals are provided for informational purposes only. Changes in FTEs resulting from City Council or Human Resources Director actions outside of the budget process may not be detailed here*

The following information summarizes the programs in Leadership and Administration Budget Summary Level:

Citywide Indirect Costs

The purpose of the Citywide Indirect Costs program is to fund internal services costs originating from outside of the department such as allocated costs from the Department of Finance and Administrative Services, Seattle Information Technology Department, and the Department of Human Resources.

Expenditures/FTE	2023 Actuals	2024 Adopted	2025 Proposed	2026 Proposed
Citywide Indirect Costs	17,637,194	19,512,590	20,559,348	22,094,630

COVID Planning 2021

The purpose of the COVID Planning 2021 Budget Program Level is to temporarily hold the consolidated Park Fund (10200) expenditure and revenue savings from extended COVID-19 impacts in 2021. The corresponding appropriation and revenue savings are moved out of operating divisions into this Budget Program, representing a one year plan to address financial impacts from the pandemic on the Park Fund (10200).

Expenditures/FTE	2023 Actuals	2024 Adopted	2025 Proposed	2026 Proposed
COVID Planning 2021	-	1,528,800	-	-

Seattle Parks and Recreation

Departmental Indirect Costs

The purpose of the Departmental Indirect Costs Budget Program Level is to provide executive, financial, communications, human resources and business support and strategic planning an analysis to the departments.

Expenditures/FTE	2023 Actuals	2024 Adopted	2025 Proposed	2026 Proposed
Departmental Indirect Costs	15,151,724	15,336,456	16,674,991	17,377,674
Full Time Equivalents Total	93.25	94.25	91.50	91.50

Divisional Indirect Costs

The purpose of the Divisional Indirect Costs Budget Program Level is to provide managerial and administrative support for operating divisions. The Budget Program also provides planning and development support to develop new park facilities, and make improvements to existing park facilities to benefit the public.

Expenditures/FTE	2023 Actuals	2024 Adopted	2025 Proposed	2026 Proposed
Divisional Indirect Costs	12,335,571	14,158,161	17,039,271	17,173,765
Full Time Equivalents Total	54.57	57.37	57.62	57.62

Indirect Cost Recovery Offset

The purpose of the Indirect Cost Recovery program is to recover costs associated with indirect programs within Leadership and Administrative BSL from the department's direct cost programs. This program does not fully recover Leadership and Administration BSL costs.

Expenditures/FTE	2023 Actuals	2024 Adopted	2025 Proposed	2026 Proposed
Indirect Cost Recovery Offset	(5,453,759)	(6,277,436)	(7,368,568)	(7,659,160)

Pooled Benefits

The purpose of the Pooled Benefits program is to fund department costs associated with health and dental insurance, workers compensation, and unemployment insurance contributions.

Expenditures/FTE	2023 Actuals	2024 Adopted	2025 Proposed	2026 Proposed
Pooled Benefits	3,913,626	4,138,514	5,392,439	5,595,793

SPR - BO-PR-30000 - Departmentwide Programs

The purpose of the Department-Wide Services Budget Summary Level is to provide management and operations of services that span across multiple lines of business within Seattle Parks and Recreation such as partner relationship management, emergency operations, security services, , athletic and event scheduling, and the Seattle Conservation Corps.

Program Expenditures	2023 Actuals	2024 Adopted	2025 Proposed	2026 Proposed
-----------------------------	-------------------------	-------------------------	--------------------------	--------------------------

Seattle Parks and Recreation

Departmentwide Other	5,511,114	6,242,978	6,410,675	6,586,877
Partnerships - Departmentwide	8,516,704	8,261,209	9,374,087	9,690,916
Seattle Conservation Corps	4,008,182	5,558,251	6,234,694	6,563,032
Total	18,036,000	20,062,437	22,019,456	22,840,825
Full-time Equivalents Total*	92.09	89.59	88.59	87.66

**FTE totals are provided for informational purposes only. Changes in FTEs resulting from City Council or Human Resources Director actions outside of the budget process may not be detailed here*

The following information summarizes the programs in Departmentwide Programs Budget Summary Level:

Departmentwide Other

The purpose of the Departmentwide-Other Budget Program Level is to provide emergency management and safety services at park facilities.

	2023 Actuals	2024 Adopted	2025 Proposed	2026 Proposed
Expenditures/FTE				
Departmentwide Other	5,511,114	6,242,978	6,410,675	6,586,877
Full Time Equivalents Total	41.36	39.86	38.86	37.93

Partnerships - Departmentwide

The purpose of the Partnerships-Departmentwide Budget Program Level is to provide centralized management for regional parks and major partners.

	2023 Actuals	2024 Adopted	2025 Proposed	2026 Proposed
Expenditures/FTE				
Partnerships - Departmentwide	8,516,704	8,261,209	9,374,087	9,690,916
Full Time Equivalents Total	32.17	30.17	30.17	30.17

Seattle Conservation Corps

The purpose of the Seattle Conservation Corps Budget Program Level is to provide training, counseling, and employment to formerly homeless and unemployed people with the goal that they acquire skills and experience leading to long-term employment and stability.

	2023 Actuals	2024 Adopted	2025 Proposed	2026 Proposed
Expenditures/FTE				
Seattle Conservation Corps	4,008,182	5,558,251	6,234,694	6,563,032
Full Time Equivalents Total	18.56	19.56	19.56	19.56

SPR - BO-PR-50000 - Recreation Facility Programs

The purpose of the Recreation Facility Programs Budget Summary Level is to provide active and passive recreation services to Seattle residents through the direct management, maintenance, and operation of programs and facilities and by leveraging partnerships.

Seattle Parks and Recreation

Program Expenditures	2023 Actuals	2024 Adopted	2025 Proposed	2026 Proposed
Aquatic & Swimming Programs	9,725,476	10,416,954	12,578,215	13,293,077
Partnerships - Recreation	1,366,615	1,323,714	1,620,057	1,714,152
Rec Programs & Facility Ops	31,896,217	35,673,413	40,554,198	41,398,803
Total	42,988,307	47,414,081	54,752,470	56,406,031
Full-time Equivalents Total*	257.42	259.67	259.67	253.32

**FTE totals are provided for informational purposes only. Changes in FTEs resulting from City Council or Human Resources Director actions outside of the budget process may not be detailed here*

The following information summarizes the programs in Recreation Facility Programs Budget Summary Level:

Aquatic & Swimming Programs

The purpose of the Aquatic & Swimming Programs Budget Program Level is to provide a variety of structured and unstructured water-related programs and classes so participants can enjoy and develop skills in a range of aquatic activities.

Expenditures/FTE	2023 Actuals	2024 Adopted	2025 Proposed	2026 Proposed
Aquatic & Swimming Programs	9,725,476	10,416,954	12,578,215	13,293,077
Full Time Equivalents Total	49.05	49.30	50.30	50.30

Partnerships - Recreation

The purpose of the Partnerships-Recreation Budget Program Level is to manage the Amy Yee Tennis Center, the largest public tennis center facility in the Puget Sound area.

Expenditures/FTE	2023 Actuals	2024 Adopted	2025 Proposed	2026 Proposed
Partnerships - Recreation	1,366,615	1,323,714	1,620,057	1,714,152
Full Time Equivalents Total	8.70	8.70	8.70	8.70

Rec Programs & Facility Ops

The purpose of the Rec Programs & Facility Ops Budget Program Level is to manage and staff the City's neighborhood community centers and citywide recreation facilities and programs, which allow users to enjoy a variety of social, athletic, cultural, and recreational activities.

Expenditures/FTE	2023 Actuals	2024 Adopted	2025 Proposed	2026 Proposed
Rec Programs & Facility Ops	31,896,217	35,673,413	40,554,198	41,398,803
Full Time Equivalents Total	199.67	201.67	200.67	194.32

SPR - BO-PR-60000 - Golf Programs

Seattle Parks and Recreation

The purpose of the Golf Budget Summary Level is to manage the City's four golf courses at Jackson, Jefferson, West Seattle, and Interbay to provide public golf courses and related programs.

Program Expenditures	2023 Actuals	2024 Adopted	2025 Proposed	2026 Proposed
Golf Course Programs	14,132,697	14,023,577	18,348,069	18,485,032
Total	14,132,697	14,023,577	18,348,069	18,485,032
Full-time Equivalents Total*	24.00	23.00	23.00	23.00

**FTE totals are provided for informational purposes only. Changes in FTEs resulting from City Council or Human Resources Director actions outside of the budget process may not be detailed here*

SPR - BO-PR-80000 - Zoo and Aquarium Programs

The purpose of the Zoo and Aquarium Budget Summary Level is to support contracted non-profit partners ability to provide services to the community through operations of the Woodland Park Zoo and the Seattle Aquarium.

Program Expenditures	2023 Actuals	2024 Adopted	2025 Proposed	2026 Proposed
Zoo and Aquarium Programs	8,539,527	8,985,018	9,191,054	9,401,615
Total	8,539,527	8,985,018	9,191,054	9,401,615

**FTE totals are provided for informational purposes only. Changes in FTEs resulting from City Council or Human Resources Director actions outside of the budget process may not be detailed here*

Seattle Center

Marshall Foster, Director

(206) 684-7200

<http://www.seattlecenter.com/>

Department Overview

Seattle Center is home to cultural and educational organizations, sports teams, festivals, community programs (including cultural and community celebrations), and entertainment facilities. Millions of people visit the 74-acre Seattle Center campus annually. Consistently rated as one of the City's top attractions, Seattle Center is a premier urban park whose purpose is to create exceptional events, experiences, and environments that delight and inspire the human spirit and build a stronger community.

Since its creation in 1963, Seattle Center has nurtured artistry and creativity by providing a home for and technical assistance to a wide variety of arts and cultural organizations. These organizations play a critical role in the arts and cultural landscape of the region. Originally created for the World's Fair, the Coliseum, later called KeyArena, was operated by Seattle Center as a public assembly venue for sports and concert events. The new building, now Climate Pledge Arena, is hosting the NHL's newest franchise, the Kraken, as well as the WNBA's Seattle Storm, along with a variety of concerts, family shows, and other events.

Seattle Center is financed by a combination of tax dollars from the City's General Fund and revenue earned from commercial operations. Major sources of commercial revenues include facility rentals, parking fees, long-term leases to for-profit and non-profit organizations, sponsorships, concession sales, and monorail fares.

Budget Snapshot

	2023 Actuals	2024 Adopted	2025 Proposed	2026 Proposed
Department Support				
General Fund Support	15,624,358	16,335,298	16,605,050	17,567,633
Other Funding - Operating	28,544,502	34,116,894	38,821,043	40,407,767
Total Operations	44,168,860	50,452,192	55,426,093	57,975,400
Capital Support				
General Fund Support	96,785	-	-	-
Other Funding - Capital	9,199,616	5,073,361	16,756,541	10,025,510
Total Capital	9,296,401	5,073,361	16,756,541	10,025,510
Total Appropriations	53,465,261	55,525,553	72,182,634	68,000,909
 Full-Time Equivalents Total*	 231.43	 248.93	 255.93	 255.93

* FTE totals are provided for informational purposes only. Changes in FTEs resulting from City Council or Human Resources Director actions outside of the budget process may not be detailed here

Seattle Center

Budget Overview

The City's 2025-2026 Proposed Budget maintains core services for Seattle Center. The department will continue to serve as the state's largest visitor destination for artistic, cultural and sporting events. Visitors can frequent large scale events, such as Bumbershoot and the Northwest Folklife Festival, and also attend community festivals and celebrations such as Festàl. The campus hosts the city's legacy artistic and cultural institutions, Seattle Opera at McCaw Hall and Seattle Rep at the Bagley Wright Theater, alongside newer attractions, such as the Chihuly Museum of Glass. Climate Pledge Arena features the Kraken and world headlining performance artists.

While these events and activities draw significant revenue for the city, Seattle Center will continue maintaining campus grounds and their unique features for the casual visitor. Seattle Center will also continue to serve its critical role in providing emergency shelter during adverse weather events and implementing the annual Seattle/King County Clinic public health event, which saw nearly 3,000 patients receive free medical and dental care for its tenth iteration in 2024.

The General Fund revenue forecast for the City's 2025-2026 Proposed Budget is insufficient to cover all anticipated Citywide costs. General Fund reductions were identified to mitigate this shortfall. To preserve critical City services due to the General Fund deficit, budget adjustments were made by shifting costs to the department's revenue-backed operating fund, reclassifying or underfilling vacant positions to achieve administrative efficiencies, eliminating the Bumbershoot workforce development program, decreasing General Fund support for the Waterfront, and raising parking, event space and facility rental fees to bring them more in line with market rates.

Seattle Center is also benefitting from an expansion of the City's use of Admissions Tax revenue from the Office of Arts and Culture. In 2019, Seattle Center started receiving Admissions Tax revenue support to help fund the Festàl series of community festivals. The proposed budget includes legislation to broaden the uses of Admissions Tax from the Arts and Culture Fund, and accordingly Seattle Center will shift approximately \$1 million from the General Fund to be funded with Admissions Tax revenue, specifically for the Northwest Folklife Festival, cultural administration staffing, and to fully support Festàl. Admissions Tax revenue will also fund the annual Winterfest celebration, which allows Seattle Center to redirect earned revenues to other revenue-generating purposes.

Seattle Center anticipates earned revenue to rise substantially during the next biennium by nearly \$3 million (11.7%). Parking and monorail receipts, leases for the major cultural institutions, concession and food receipts from the Armory, reimbursable labor for community and commercial events, and other sources will bring Seattle Center closer to achieving pre-pandemic revenue levels. These increases are attributable to rising visitor volumes as well as proposed increases to parking and facility fees. Parking in particular among all revenue streams is expected to grow the most over the biennium (20.8%), and the proposed budget includes parking staffing enhancements to meet this need.

Seattle Center

Incremental Budget Changes

Seattle Center

	Dollars	FTE
2025 Beginning Budget	67,409,453	248.93
Baseline		
Bargained Annual Wage and Market Wage Increases to Base Budget	4,907,354	-
Citywide Adjustments for Standard Cost Changes	395,121	-
Proposed Operating		
Add Event Booking Representative	120,980	1.00
Winterfest Support	240,116	-
Alternative Funding for Folklife Festival	-	-
Alternative Funding for Festál	-	-
Alternative Funding for Cultural Administration	-	-
FIFA Coordinator	265,049	-
Update Seattle Center Parking Staffing	123,708	1.00
Shift Funding for Campus Positions	-	-
Guest Services Staffing Changes	15,419	(1.00)
Reclassify Strategic Advisor Position	(45,714)	-
Reclassify Executive Assistant to Administrative Staff Assistant	(30,419)	-
Remove Support for Bumberworks	(150,000)	-
Remove General Fund from Waterfront	(100,000)	-
Increase Budget for Strategic Advisors	98,016	-
Momentum Software Licensing	50,000	-
Proposed Capital		
Monorail Improvements at Westlake Station	350,000	-
Municipal Energy Electrification Program - Armory and McCaw Hall	195,000	-
McCaw Hall Capital Reserve Fund	(19,990)	-
Update Memorial Stadium Revenue & Expense to LTGO Bond Funds	(648,900)	-
Proposed Technical		
Update Campus Fund Earned Revenue	-	-
Update Waterfront Operating Budget	590,649	-
Applied Benefits for Waterfront Staff	(1,987,896)	-
Allocate Central Costs to McCaw Hall and Waterfront	(466,974)	-
Reclassify Security Officer to Security Programs Specialist at Waterfront Park	-	-
Climate Pledge Revenue Share Increase	700,000	-
Add Operating Expenses for 5th & Mercer Building	381,084	-
Colorcraft Building Lease Increase	97,257	-

Seattle Center

	Dollars	FTE
Building Emissions Performance Standard (BEPS) Assessment	50,000	-
Campus Signage Maintenance	(96,549)	-
Update McCaw Fund Earned Revenue	-	-
Update McCaw Fund Expenditures	(2,458,660)	-
Update Interfund Loan Payment	965,116	-
Federal Transit Authority Formula Fund Grants for 2025/2026	(76,459)	-
Reconciliation of Pooled Benefits	1,446,554	-
Ongoing Changes from Current Year Legislation	-	6.00
Final Adjustments for Standard Cost Changes	(136,683)	-
Fund Balancing	-	-
Total Incremental Changes	\$4,773,182	7.00
Total 2025 Proposed Budget	\$72,182,634	255.93

Description of Incremental Budget Changes

Baseline

Bargained Annual Wage and Market Wage Increases to Base Budget

Expenditures \$4,907,354

This centrally administered change adjusts appropriations to reflect the Annual Wage Increases and Market Adjustments, as outlined in the agreements between the City and the Coalition of Unions or other standalone Unions, for personnel costs included in this department's baseline budget. This includes increases to salary, FICA, Medicare, retirement, overtime and temporary labor.

Citywide Adjustments for Standard Cost Changes

Expenditures \$395,121

Citywide technical adjustments made in the baseline phase reflect changes to internal services costs, including rates from the Department of Finance & Administrative Services, Seattle Information Technology Department, Seattle Department of Human Resources, and for healthcare, retirement, and industrial insurance charges for the department. These adjustments reflect initial assumptions about these costs and inflators early in the budget process.

Proposed Operating

Add Event Booking Representative

Expenditures \$120,980

Position Allocation 1.00

This item adds an Event Booking Representative to provide support in sales, marketing, contract management, and other event-related activities. This position replaces a long-term intermittent employee who held these responsibilities for several decades. This item is funded via revenues generated from facility and parking fees, concession proceeds, and other sources.

Seattle Center

Winterfest Support

Expenditures \$240,116

The 2025-2026 Proposed Budget includes appropriations out of the Arts and Culture Fund to three City departments which have arts and culture-related spending. The proposed budget includes legislation to broaden the uses of Admissions Tax from the Arts and Culture Fund. The Office of Arts and Culture, Seattle Center and Seattle Parks and Recreation budgets use Admissions Tax to support arts and culture spending.

Winterfest is Seattle Center's annual five-week festival encompassing live shows at the Seattle Armory, the Fountain of Light, and other attractions. The budget for Winterfest was substantially decreased in 2019 for General Fund savings. Seattle Center has been funding the event since 2021 using higher than projected revenues. This item reinstates budget for the event with Admissions Tax revenue.

Alternative Funding for Folklife Festival

Expenditures -

This budget-neutral item shifts \$381,711 in funding for the Northwest Folklife Festival, Seattle Center's free, four-day, multicultural, intergenerational Festival held on Seattle Center grounds, from the General Fund to be funded with Admissions Tax revenue. This change will not affect programming.

Alternative Funding for Festál

Expenditures -

Festál, Seattle Center's series of 24 cultural festivals produced in partnership with numerous community organizations, has received support from Admissions Tax revenue from the Office of Arts and Culture since 2019. This item increases the level of support from the Admissions Tax. The revenue side of the budget reflects this change.

Alternative Funding for Cultural Administration

Expenditures -

This budget neutral item shifts funding for Seattle Center Cultural Administration staff, including a Manager and a Cultural Programs Specialist from General Fund to the Admissions Tax. These staff coordinate, procure and manage Festál events.

FIFA Coordinator

Expenditures \$265,049

The proposed budget allocates \$31 million in Payroll Expense Tax proceeds in 2025 to support economic development. This item uses payroll tax funding for a coordinator position to provide leadership and support in preparation for the City's participation in the 2026 FIFA World Cup games, which will have a significant impact on economic activity.

Update Seattle Center Parking Staffing

Expenditures \$123,708

Position Allocation 1.00

Parking needs and revenue have been increasing in the post-COVID era. This item provides support for parking staff by restoring two supervisor positions eliminated in the 2010 Adopted Budget via reclassifying two Parking Attendants; adding one Parking Attendant; increasing budget for training and succession planning; and augmenting wages for a Transportation Manager to ensure internal equity with identical classifications.

Seattle Center

Shift Funding for Campus Positions

Expenditures -

This item shift funding for six positions (Dining Room Attendants, Janitors, Laborers and Security Officers) from General Fund to Seattle Center Fund subject to operational needs and available earned revenue. This results in \$491,449 in General Fund savings without decreasing services for Seattle Center's main campus.

Guest Services Staffing Changes

Expenditures \$15,419

Position Allocation (1.00)

This item decreases two part-time positions and reclassifies one part-time position to a full time Manager in Guest Services, and shifts \$145,191 in funding from General Fund to Seattle Center Fund. This reduction and reclassification reflect the diminished need for regular admissions-related work since the closure of Key Arena.

Reclassify Strategic Advisor Position

Expenditures \$(45,714)

Position Allocation -

This item reclassifies a Strategic Advisor 3 position to a Strategic Advisor 2 position with job duties in development and grant writing. This achieves General Fund savings of \$107,547 due to the reduced cost of the position and shifting funding for the position to Seattle Center Fund.

Reclassify Executive Assistant to Administrative Staff Assistant

Expenditures \$(30,419)

Position Allocation -

This item achieves General Fund savings by reclassifying an Executive Assistant to an Administrative Staff Assistant. This position supports the Programs and Events Division. The change enhances staffing consistency across the department.

Remove Support for Bumberworks

Expenditures \$(150,000)

This item removes Payroll Expense Tax support for Seattle Center's Bumbershoot Festival workforce development program (Bumberworks). First funded in last year's Adopted Budget, this program involves about 20 youth or young adults in hands-on training in music festival production and other skills.

Remove General Fund from Waterfront

Expenditures \$(100,000)

This item removes General Fund support for maintenance at Pier 62. Seattle Center is responsible for operations, maintenance and public safety for the Waterfront, and receives Metropolitan Park District funding from Seattle Parks and Recreation for this purpose.

Seattle Center

Increase Budget for Strategic Advisors

Expenditures \$98,016

This item increases budget to support a change in responsibilities for two Strategic Advisor positions in the Capital Projects and Planning workgroup. These positions have accrued enhanced responsibilities due to staff retirements and other personnel changes. This item is funded via revenues generated from facility and parking fees, concession proceeds, and other sources.

Momentum Software Licensing

Expenditures \$50,000

Seattle Center utilizes Momentum software for event scheduling and billing. This item increases budget to accommodate a planned rise in the licensing fee. This item is funded by revenues generated from facility and parking fees, concession proceeds, and other sources.

Proposed Capital

Monorail Improvements at Westlake Station

Expenditures \$350,000

The proposed budget allocates \$31 million in Payroll Expense Tax proceeds in 2025 to support economic development. This item uses one-time payroll tax funding for schematic design for a Westlake Station upgrade and ADA accessibility improvements. The purpose is to evaluate options to reconfigure the Westlake Station side of the Monorail path, including redesign of the area where train right-of-way paths constrict, to allow for the trains to run independently at all times.

Municipal Energy Electrification Program - Armory and McCaw Hall

Expenditures \$195,000

The proposed budget allocates \$18 million in Payroll Expense Tax proceeds in 2025 to the Green New Deal. This item uses payroll tax funding to fund projects associated with the Municipal Energy Electrification Program (MEEP). This funding will support the LED Lighting Program at the Seattle Armory and McCaw Hall. For more information, see Proposed 2025-2030 Capital Improvement Program.

McCaw Hall Capital Reserve Fund

Expenditures \$(19,990)

Revenues \$(20,000)

This item updates expenditures and revenues for the McCaw Hall capital reserve fund and revises the outyear budget allocations. The negative balances reflect a correction to the baseline budget.

Update Memorial Stadium Revenue & Expense to LTGO Bond Funds

Expenditures \$(648,900)

This item shifts revenue and expenditure appropriation for the redevelopment of Memorial Stadium at Seattle Center from the 2025 Limited Tax General Obligation (LTGO) Taxable Bond Fund and other funding to \$9 million of 2026 and \$29 million 2027 LTGO Bond proceeds. An interfund loan of \$9.3 million backed by Real Estate Excise Tax proceeds will be issued to Seattle Center in 2025 to meet initial costs of the project. The loan will subsequently be paid back using the LTGO Bond proceeds. This item also includes a technical correction to debt service to match the updated issuances in 2026 and 2027.

Seattle Center

The City's investment will be part of a public-private partnership, including \$66.5 million from the Seattle Public Schools district (SPS) approved by Seattle voters in the BTA V levy last February, philanthropic contributions, and, potentially, investments by private entities.

Proposed Technical

Update Campus Fund Earned Revenue

Revenues	\$3,062,808
----------	-------------

This change request updates Seattle Center's revenue budget from various sources. Approximately 60% to 80% of campus expenditures are funded by earned revenue from leases, parking, event reimbursements, and other miscellaneous sources. Seattle Center is also increasing minimum rates for contract parking and facility fees to align with current market rates.

Update Waterfront Operating Budget

Expenditures	\$590,649
Revenues	\$(4,989,071)

This technical item makes adjustments to fixed funding amounts from Metropolitan Park District and Friends of Waterfront for operations, maintenance and public safety at the Waterfront. The budget includes administration, laborers, gardeners, security staffing, equipment, grounds materials and supplies, and other associated costs. This item also makes a technical correction as Metropolitan Park District funds have been mistakenly included in Seattle Center's budget as revenue and not an interdepartmental transfer.

Applied Benefits for Waterfront Staff

Expenditures	\$(1,987,896)
--------------	---------------

This technical item is needed to offset the applied benefits (Paid Time Off, Workers Compensation, Unemployment, Healthcare) included in the Waterfront budget.

Allocate Central Costs to McCaw Hall and Waterfront

Expenditures	\$(466,974)
--------------	-------------

This item achieves General Fund savings by reallocating internal services costs for McCaw Hall to the McCaw Hall Fund, and for Waterfront to the Metropolitan Park District Fund; the Waterfront budget change is also reflected in the Update Waterfront Operating Budget item. These internal service costs encompass rates from the Department of Finance & Administrative Services, Seattle Information Technology Department, and Seattle Department of Human Resources.

Reclassify Security Officer to Security Programs Specialist at Waterfront Park

Position Allocation	-
---------------------	---

This revenue-backed item reclassifies a Security Officer to a Security Program Specialist. Seattle Center is responsible for operations, maintenance and public safety at the Waterfront, and the complement of security staff at the Waterfront requires an on-site supervisory presence. This position oversees 17 Security Officers and 3 Senior Security Officers.

Seattle Center

Climate Pledge Revenue Share Increase

Expenditures \$700,000

This revenue-backed item increases budget authority to pay Climate Pledge Arena (ArenaCo) its share of 2024 Parking Revenue per the negotiated agreement governing profits from Parking Operations. The revenue sharing estimates have elevated due to Climate Pledge Arena events and higher demand.

Add Operating Expenses for 5th & Mercer Building

Expenditures \$381,084

This revenue-backed item increases budget authority for operations and maintenance at the 5th and Mercer building. The building was formerly leased by KCTS (Cascade Public Media). Operating expenses, previously paid by the lessee, are now paid by Seattle Center which in turn is reimbursed via new short-term leases.

Colorcraft Building Lease Increase

Expenditures \$97,257

This item increases budget authority to accommodate anticipated raised rental costs for the building ("Colorcraft") located adjacent to Seattle Center at 621 Second Avenue North, Seattle Washington. Seattle Center uses the Colorcraft building for office space, a metal fabrication shop, electrical shop, carpenter shop, and paint shop.

Building Emissions Performance Standard (BEPS) Assessment

Expenditures \$50,000

This item increases budget authority to comply with the City of Seattle's Building Emissions Performance Standard (BEPS) climate law. The law focuses on emissions reduction or "decarbonization" which requires owners of nonresidential and multifamily buildings in Seattle to improve their buildings through strategies such as increasing energy efficiency and upgrading to zero emissions equipment.

Campus Signage Maintenance

Expenditures \$(96,549)

This item decreases budget authority for expenses related to campus electric signage, including warranty costs, internet fees, small repairs and the license used to manage the campus Wi-Fi network.

Update McCaw Fund Earned Revenue

Revenues \$(188,659)

This change request updates the earned revenue projection for McCaw Hall at Seattle Center.

Update McCaw Fund Expenditures

Expenditures \$(2,458,660)

This item aligns expenditures for McCaw Hall with expected revenue, and results in decreasing appropriations in General Fund and the department's operating fund.

Seattle Center

Update Interfund Loan Payment

Expenditures	\$965,116
--------------	-----------

Seattle Center acquired an interfund loan of \$4.6 million in 2019 to mitigate revenue loss related to the Key Arena closure, and received an additional \$13.4 million for COVID-era tenant rent abatements, all to be paid back by 2033 via earned revenue. This item increases budget authority to align appropriations with the repayment schedule. Annual payments on debt service total \$1.5 million in 2025 and \$1.575 million in 2026.

Federal Transit Authority Formula Fund Grants for 2025/2026

Expenditures	\$(76,459)
Revenues	\$(76,459)

This revenue-backed item adjusts appropriations for a federal formula grant from the Federal Transit Administration funding preventative maintenance for the Monorail.

Reconciliation of Pooled Benefits

Expenditures	\$1,446,554
--------------	-------------

This item reconciles the Indirect Account for Pooled Benefits. These changes are technical in nature and do not affect services to the public.

Ongoing Changes from Current Year Legislation

Position Allocation	6.00
---------------------	------

This change includes ongoing budget and/or position changes resulting from current year legislation in 2024, including the Year End Supplemental Ordinance. This includes the addition of six Security Officers to service the Waterfront. These positions were originally scheduled to be included in the 2025 budget to coincide with the opening of the new Overlook Walk; they were instead added to supplemental legislation, because the Overlook Walk opened ahead of schedule in 2024.

Final Adjustments for Standard Cost Changes

Expenditures	\$(136,683)
--------------	-------------

Citywide technical adjustments made in the proposed phase reflect changes to internal services costs, including rates from the Department of Finance & Administrative Services, Seattle Information Technology Department, Seattle Department of Human Resources, and for healthcare for the department. These adjustments reflect final decisions about these costs made during the Proposed Phase of the budget process.

Fund Balancing

Revenues	\$(266,802)
----------	-------------

This is a technical item to record a fund balancing entry for the Seattle Center Fund which is primarily managed by this department.

Seattle Center

Expenditure Overview

	2023 Actuals	2024 Adopted	2025 Proposed	2026 Proposed
Appropriations				
CEN - BC-SC-S0303 - McCaw Hall Capital Reserve				
34070 - McCaw Hall Capital Reserve	374,710	690,990	691,000	691,000
Total for BSL: BC-SC-S0303	374,710	690,990	691,000	691,000
CEN - BC-SC-S03P01 - Building and Campus Improvements				
00100 - General Fund	96,785	-	-	-
00164 - Unrestricted Cumulative Reserve Fund	42,017	30,000	50,000	50,000
11410 - Seattle Center Fund	(48,755)	-	-	-
14500 - Payroll Expense Tax	-	-	195,000	195,000
30010 - REET I Capital Fund	7,678,534	3,097,000	5,292,000	7,882,297
36820 - 2021 Taxable LTGO Bond Fund	522,364	-	-	-
37410 - 2026 LTGO Bond Fund B	-	-	9,000,000	-
Total for BSL: BC-SC-S03P01	8,290,946	3,127,000	14,537,000	8,127,297
CEN - BC-SC-S9403 - Monorail Rehabilitation				
11410 - Seattle Center Fund	630,745	1,255,000	1,178,541	1,207,213
14500 - Payroll Expense Tax	-	-	350,000	-
Total for BSL: BC-SC-S9403	630,745	1,255,000	1,528,541	1,207,213
CEN - BO-SC-60000 - Campus				
00100 - General Fund	8,398,805	8,342,819	8,062,033	8,430,727
11410 - Seattle Center Fund	17,646,766	17,829,662	23,386,282	24,173,548
12400 - Arts and Culture Fund	-	-	1,250,123	1,308,384
14500 - Payroll Expense Tax	100,000	150,000	241,308	254,366
Total for BSL: BO-SC-60000	26,145,571	26,322,481	32,939,747	34,167,025
CEN - BO-SC-61000 - Waterfront				
00100 - General Fund	-	100,000	-	-
11410 - Seattle Center Fund	511,120	945,000	1,000,000	1,000,000
19710 - Seattle Park District Fund	1,811,587	5,017,832	5,717,833	5,946,547
Total for BSL: BO-SC-61000	2,322,706	6,062,832	6,717,833	6,946,547
CEN - BO-SC-65000 - McCaw Hall				
00100 - General Fund	816,346	793,770	831,810	865,082
11430 - Seattle Center McCaw Hall Fund	4,486,613	5,672,695	5,484,036	5,875,634
30010 - REET I Capital Fund	-	337,000	337,000	337,000
Total for BSL: BO-SC-65000	5,302,959	6,803,466	6,652,846	7,077,716

Seattle Center

CEN - BO-SC-69000 - Leadership and Administration

00100 - General Fund	6,409,207	7,098,709	7,711,207	8,271,824
11410 - Seattle Center Fund	3,988,417	4,165,075	1,404,460	1,512,288
Total for BSL: BO-SC-69000	10,397,624	11,263,784	9,115,667	9,784,112

Department Total	53,465,261	55,525,553	72,182,634	68,000,909
-------------------------	-------------------	-------------------	-------------------	-------------------

Department Full-Time Equivalents Total*	231.43	248.93	255.93	255.93
--	---------------	---------------	---------------	---------------

** FTE totals are provided for informational purposes only. Changes in FTEs resulting from City Council or Human Resources Director actions outside of the budget process may not be detailed here*

Budget Summary by Fund Seattle Center

	2023	2024	2025	2026
	Actuals	Adopted	Proposed	Proposed
00100 - General Fund	15,721,143	16,335,298	16,605,050	17,567,633
00164 - Unrestricted Cumulative Reserve Fund	42,017	30,000	50,000	50,000
11410 - Seattle Center Fund	22,728,292	24,194,737	26,969,284	27,893,048
11430 - Seattle Center McCaw Hall Fund	4,486,613	5,672,695	5,484,036	5,875,634
12400 - Arts and Culture Fund	-	-	1,250,123	1,308,384
14500 - Payroll Expense Tax	100,000	150,000	786,308	449,366
19710 - Seattle Park District Fund	1,811,587	5,017,832	5,717,833	5,946,547
30010 - REET I Capital Fund	7,678,534	3,434,000	5,629,000	8,219,297
34070 - McCaw Hall Capital Reserve	374,710	690,990	691,000	691,000
36820 - 2021 Taxable LTGO Bond Fund	522,364	-	-	-
37410 - 2026 LTGO Bond Fund B	-	-	9,000,000	-
Budget Totals for CEN	53,465,261	55,525,553	72,182,634	68,000,909

Seattle Center

Revenue Overview

2025 Estimated Revenues

Account Code	Account Name	2023 Actuals	2024 Adopted	2025 Proposed	2026 Proposed
360900	Miscellaneous Revs-Other Rev	765,444	-	-	-
Total Revenues for: 00100 - General Fund		765,444	-	-	-
331110	Direct Fed Grants	1,989,401	-	-	-
337080	Other Private Contrib & Dons	511,071	1,295,000	1,000,000	1,000,000
341150	Private Reimbursements	-	138,599	-	-
341190	Personnel Service Fees	3,457,425	2,155,066	1,899,684	1,922,351
342130	Communication Service Fees	2,875	-	-	-
344050	Transit Charges-Monorail	65,804	150,000	65,000	65,000
344900	Transportation-Other Rev	646,228	648,103	646,635	646,179
347900	Culture And Rec-Other Rev	-	788,127	1,034,678	1,056,912
360020	Inv Earn-Residual Cash	-	50,000	70,000	70,000
360220	Interest Earned On Delinquent A	18,595	-	-	-
360250	Other Equip/Vehicle Rentals	249,347	141,010	155,000	155,000
360260	Lease revenue GASB87	6,811,399	-	-	-
360265	Public Benefit Contra	(1,332,490)	-	-	-
360290	Parking Fees	8,346,580	7,489,139	8,597,609	9,050,113
360300	St Space Facilities Rentals	1,227,256	1,897,190	2,058,745	2,199,532
360310	Lt Space/Facilities Leases	1,789,540	6,011,597	6,596,363	6,706,167
360340	Concession Proceeds	292,294	1,967,068	2,472,225	2,586,900
360360	Sponsorship And Royalties	624,138	522,659	568,406	587,775
360380	Sale Of Junk Or Salvage	1,325	-	-	-
360900	Miscellaneous Revs-Other Rev	510,426	678,300	893,200	893,200
367010	Private Grants & Contr	501,925	-	-	-
374030	Capital Contr-Fed Dir Grants	-	1,004,000	942,833	965,770
379020	Capital Contributions	-	251,000	235,708	241,443
Total Revenues for: 11410 - Seattle Center Fund		25,713,138	25,186,859	27,236,086	28,146,342
400000	Use of/Contribution to Fund Balance	-	(992,122)	(266,802)	(253,293)
Total Resources for:11410 - Seattle Center Fund		25,713,138	24,194,737	26,969,284	27,893,048
341190	Personnel Service Fees	2,035,602	2,319,454	2,283,762	2,573,622
344900	Transportation-Other Rev	60,375	-	-	-
347900	Culture And Rec-Other Rev	-	129,500	10,941	101,097
360020	Inv Earn-Residual Cash	79,812	70,500	47,500	50,000

Seattle Center

Account Code	Account Name	2023 Actuals	2024 Adopted	2025 Proposed	2026 Proposed
360220	Interest Earned On Delinquent A	154	-	-	-
360250	Other Equip/Vehicle Rentals	98,172	50,000	80,000	80,000
360300	St Space Facilities Rentals	1,918,080	2,154,007	2,190,808	2,201,490
360340	Concession Proceeds	653,936	762,125	821,025	819,425
360360	Sponsorship And Royalties	-	200,000	50,000	50,000
Total Revenues for: 11430 - Seattle Center McCaw Hall Fund		4,846,131	5,685,586	5,484,036	5,875,634
400000	Use of/Contribution to Fund Balance	-	(12,891)	-	-
Total Resources for:11430 - Seattle Center McCaw Hall Fund		4,846,131	5,672,695	5,484,036	5,875,634
397010	Operating Transfers In	-	4,344,071	-	-
Total Revenues for: 19710 - Seattle Park District Fund		-	4,344,071	-	-
400000	Use of/Contribution to Fund Balance	-	700,000	-	-
Total Resources for:19710 - Seattle Park District Fund		-	5,044,071	-	-
360900	Miscellaneous Revs-Other Rev	14,301	-	-	-
Total Revenues for: 30010 - REET I Capital Fund		14,301	-	-	-
360020	Inv Earn-Residual Cash	-	17,000	17,000	17,000
379010	Capital Assessments	-	337,000	-	-
379020	Capital Contributions	200,000	-	337,000	337,000
397010	Operating Transfers In	-	337,000	337,000	337,000
Total Revenues for: 34070 - McCaw Hall Capital Reserve		200,000	691,000	691,000	691,000
400000	Use of/Contribution to Fund Balance	-	(10)	-	-
Total Resources for:34070 - McCaw Hall Capital Reserve		200,000	690,990	691,000	691,000
391010	G.O.Bond Proceeds	-	10,000,000	-	-
Total Revenues for: 37210 - 2024 LTGO Taxable Bond Fund		-	10,000,000	-	-
391010	G.O.Bond Proceeds	-	-	(10,000,000)	-
Total Revenues for: 37310 - 2025 LTGO Taxable Bond Fund		-	-	(10,000,000)	-
Total CEN Resources		31,539,013	45,602,494	23,144,320	34,459,683

Seattle Center

Appropriations by Budget Summary Level and Program

CEN - BC-SC-S0303 - McCaw Hall Capital Reserve

The purpose of the McCaw Hall Capital Reserve Fund Budget Summary Level is to maintain and enhance the McCaw Hall facility.

Program Expenditures	2023 Actuals	2024 Adopted	2025 Proposed	2026 Proposed
McCaw Hall Asset Preservation	374,710	690,990	691,000	691,000
Total	374,710	690,990	691,000	691,000
Full-time Equivalents Total*	0.38	0.38	0.38	0.38

**FTE totals are provided for informational purposes only. Changes in FTEs resulting from City Council or Human Resources Director actions outside of the budget process may not be detailed here*

CEN - BC-SC-S03P01 - Building and Campus Improvements

The purpose of the Building and Campus Improvements Budget Summary Level is to provide for improvements throughout the Seattle Center campus, including buildings and building systems, open spaces, public gathering places, utility infrastructure, and long-range planning.

Program Expenditures	2023 Actuals	2024 Adopted	2025 Proposed	2026 Proposed
Armory Rehabilitation	810,408	-	450,000	1,600,000
Campuswide Improvements and Re	3,884,660	1,091,000	11,150,000	3,155,297
Facility Infrastructure Renova	399,950	1,515,647	1,600,000	349,703
Parking Repairs & Improvements	523,044	-	150,000	587,000
Public Gathering Space Improve	773,855	-	200,000	626,297
Utility Infrstr MP and Repairs	1,899,028	520,353	987,000	1,809,000
Total	8,290,946	3,127,000	14,537,000	8,127,297
Full-time Equivalents Total*	7.26	7.26	7.26	7.26

**FTE totals are provided for informational purposes only. Changes in FTEs resulting from City Council or Human Resources Director actions outside of the budget process may not be detailed here*

The following information summarizes the programs in Building and Campus Improvements Budget Summary Level:

Armory Rehabilitation

The purpose of the Armory Rehabilitation Program is to provide for renovation, repairs and improvements to the Seattle Center Armory facility.

Expenditures/FTE	2023 Actuals	2024 Adopted	2025 Proposed	2026 Proposed
Armory Rehabilitation	810,408	-	450,000	1,600,000
Full Time Equivalents Total	0.57	0.57	0.57	0.57

Seattle Center

Campuswide Improvements and Re

The purpose of the Campuswide Improvements and Repairs Program is to provide for improvements and repairs throughout the Seattle Center campus, including open spaces, public artworks, signage, campus access for those with disabilities, and long-range planning.

Expenditures/FTE	2023 Actuals	2024 Adopted	2025 Proposed	2026 Proposed
Campuswide Improvements and Re	3,884,660	1,091,000	11,150,000	3,155,297
Full Time Equivalents Total	4.20	4.20	4.20	4.20

Facility Infrastructure Renova

The purpose of the Facility Infrastructure Renovation and Repair Program is to provide for roof and building envelope renovation and replacement, structural and seismic evaluations and upgrades, and other building infrastructure improvements throughout the campus.

Expenditures/FTE	2023 Actuals	2024 Adopted	2025 Proposed	2026 Proposed
Facility Infrastructure Renova	399,950	1,515,647	1,600,000	349,703
Full Time Equivalents Total	0.48	0.48	0.48	0.48

Parking Repairs & Improvements

The purpose of the Parking Repairs and Improvements Program is to provide for repairs and improvements to Seattle Center parking facilities.

Expenditures/FTE	2023 Actuals	2024 Adopted	2025 Proposed	2026 Proposed
Parking Repairs & Improvements	523,044	-	150,000	587,000
Full Time Equivalents Total	0.38	0.38	0.38	0.38

Public Gathering Space Improve

The purpose of the Public Gathering Space Improvements Program is to provide for major maintenance and improvements to meeting rooms, exhibition spaces, public assembly and performance spaces, and indoor and outdoor gathering spaces throughout the Seattle Center campus.

Expenditures/FTE	2023 Actuals	2024 Adopted	2025 Proposed	2026 Proposed
Public Gathering Space Improve	773,855	-	200,000	626,297
Full Time Equivalents Total	0.96	0.96	0.96	0.96

Utility Infrstr MP and Repairs

The purpose of the Utility Infrastructure Master Plan and Repairs Program is to provide for renovation, repair, replacement, and energy efficiency improvements to utility infrastructure on the Seattle Center campus, including heating and cooling systems, sewer lines, electrical equipment, communications lines, fire alarms and other systems.

Seattle Center

	2023	2024	2025	2026
Expenditures/FTE	Actuals	Adopted	Proposed	Proposed
Utility Infrstr MP and Repairs	1,899,028	520,353	987,000	1,809,000
Full Time Equivalents Total	0.67	0.67	0.67	0.67

CEN - BC-SC-S9403 - Monorail Rehabilitation

The purpose of the Monorail Rehabilitation Budget Summary Level is to provide for the renovation and maintenance of the Seattle Center Monorail, including the two trains, the two stations, and the guideways that run in between.

Program Expenditures	2023	2024	2025	2026
	Actuals	Adopted	Proposed	Proposed
Monorail Rehabilitation	630,745	1,255,000	1,528,541	1,207,213
Total	630,745	1,255,000	1,528,541	1,207,213
Full-time Equivalents Total*	0.96	0.96	0.96	0.96

**FTE totals are provided for informational purposes only. Changes in FTEs resulting from City Council or Human Resources Director actions outside of the budget process may not be detailed here*

CEN - BO-SC-60000 - Campus

The purpose of the Campus Budget Summary Level is to manage and operate Seattle Center's Campus events, grounds and facilities.

Program Expenditures	2023	2024	2025	2026
	Actuals	Adopted	Proposed	Proposed
Access	2,472,649	2,219,777	3,280,399	3,357,908
Campus Grounds	16,741,773	17,082,918	21,071,148	21,851,577
Commercial Events	2,604,276	1,910,007	2,620,446	2,730,013
Community Programs	2,838,517	2,775,546	3,417,976	3,563,872
Cultural Facilities	236,491	315,975	372,963	390,717
Festivals	1,251,864	2,018,258	2,176,816	2,272,938
Total	26,145,571	26,322,481	32,939,747	34,167,025
Full-time Equivalents Total*	170.08	170.08	171.08	171.08

**FTE totals are provided for informational purposes only. Changes in FTEs resulting from City Council or Human Resources Director actions outside of the budget process may not be detailed here*

The following information summarizes the programs in Campus Budget Summary Level:

Access

The purpose of the Access Program is to provide the services needed to assist visitors in coming to and traveling from the campus, while reducing congestion in adjoining neighborhoods. Program services include operating parking services, maintaining parking garages, managing the Seattle Center Monorail, and encouraging use of alternate modes of transportation.

Seattle Center

Expenditures/FTE	2023 Actuals	2024 Adopted	2025 Proposed	2026 Proposed
Access	2,472,649	2,219,777	3,280,399	3,357,908
Full Time Equivalents Total	5.91	5.91	6.91	6.91

Campus Grounds

The purpose of the Campus Grounds Program is to provide gathering spaces and open-air venues in the City's urban core. Program services include landscape maintenance, security patrols and lighting, litter and garbage removal, recycling operations, hard surface and site amenities maintenance, management of revenues associated with leasing spaces, and food service operations at the Armory.

Expenditures/FTE	2023 Actuals	2024 Adopted	2025 Proposed	2026 Proposed
Campus Grounds	16,741,773	17,082,918	21,071,148	21,851,577
Full Time Equivalents Total	121.25	121.25	120.25	120.25

Commercial Events

The purpose of the Commercial Events Program is to provide the spaces and services needed to accommodate and produce a wide variety of commercial events, both for profit and not for profit, and sponsored and produced by private and community promoters.

Expenditures/FTE	2023 Actuals	2024 Adopted	2025 Proposed	2026 Proposed
Commercial Events	2,604,276	1,910,007	2,620,446	2,730,013
Full Time Equivalents Total	10.38	10.38	11.38	11.38

Community Programs

The purpose of the Community Programs Program is to produce free and affordable programs that connect diverse cultures, create learning opportunities, honor community traditions, and nurture artistry, creativity, and engagement.

Expenditures/FTE	2023 Actuals	2024 Adopted	2025 Proposed	2026 Proposed
Community Programs	2,838,517	2,775,546	3,417,976	3,563,872
Full Time Equivalents Total	16.13	16.13	16.13	16.13

Cultural Facilities

The purpose of the Cultural Facilities Program is to provide spaces for performing arts and cultural organizations to exhibit, perform, entertain, and create learning opportunities for diverse local, national, and international audience.

Expenditures/FTE	2023 Actuals	2024 Adopted	2025 Proposed	2026 Proposed
Cultural Facilities	236,491	315,975	372,963	390,717
Full Time Equivalents Total	3.38	3.38	3.38	3.38

Seattle Center

Festivals

The purpose of the Festivals Program is to provide a place for the community to hold major festival celebrations.

	2023	2024	2025	2026
Expenditures/FTE	Actuals	Adopted	Proposed	Proposed
Festivals	1,251,864	2,018,258	2,176,816	2,272,938
Full Time Equivalents Total	13.03	13.03	13.03	13.03

CEN - BO-SC-61000 - Waterfront

The purpose of the Waterfront Budget Summary Level is to fund and track the annual operation and maintenance costs of the Seattle Waterfront.

Program Expenditures	2023	2024	2025	2026
	Actuals	Adopted	Proposed	Proposed
Waterfront O&M	2,322,706	6,062,832	6,717,833	6,946,547
Total	2,322,706	6,062,832	6,717,833	6,946,547
Full-time Equivalents Total*	15.00	32.50	38.50	38.50

**FTE totals are provided for informational purposes only. Changes in FTEs resulting from City Council or Human Resources Director actions outside of the budget process may not be detailed here*

CEN - BO-SC-65000 - McCaw Hall

The purpose of the McCaw Hall Budget Summary Level is to operate and maintain McCaw Hall.

Program Expenditures	2023	2024	2025	2026
	Actuals	Adopted	Proposed	Proposed
Debt Service	120,750	-	-	-
McCaw Hall	5,182,209	6,803,466	6,652,846	7,077,716
Total	5,302,959	6,803,466	6,652,846	7,077,716
Full-time Equivalents Total*	36.25	36.25	36.25	36.25

**FTE totals are provided for informational purposes only. Changes in FTEs resulting from City Council or Human Resources Director actions outside of the budget process may not be detailed here*

The following information summarizes the programs in McCaw Hall Budget Summary Level:

Debt Service

The purpose of the Debt Program is to provide payments and collect associated revenues related to the debt service for McCaw Hall.

	2023	2024	2025	2026
Expenditures/FTE	Actuals	Adopted	Proposed	Proposed
Debt Service	120,750	-	-	-

Seattle Center

McCaw Hall

The purpose of the McCaw Hall Program is to operate and maintain McCaw Hall.

	2023	2024	2025	2026
Expenditures/FTE	Actuals	Adopted	Proposed	Proposed
McCaw Hall	5,182,209	6,803,466	6,652,846	7,077,716
Full Time Equivalents Total	36.25	36.25	36.25	36.25

CEN - BO-SC-69000 - Leadership and Administration

The purpose of the Leadership & Administration Budget Summary Level is to provide executive, community, financial, human resource, technology and business support to the department.

Program Expenditures	2023	2024	2025	2026
	Actuals	Adopted	Proposed	Proposed
CIP Indirect Costs	206,720	-	-	-
Citywide Indirect Costs	2,482,926	4,543,509	3,821,162	4,124,708
Departmental Indirect Costs	5,319,359	8,066,475	10,365,463	10,841,208
Divisional Indirect	385,677	(437,072)	(79,415)	(105,948)
Employee Benefits	2,611,089	(5,673,183)	(4,188,114)	(4,232,732)
Indirect Cost Recovery Offset	(608,148)	4,764,055	(803,430)	(843,125)
Total	10,397,624	11,263,784	9,115,667	9,784,112
Full-time Equivalents Total*	1.50	1.50	1.50	1.50

**FTE totals are provided for informational purposes only. Changes in FTEs resulting from City Council or Human Resources Director actions outside of the budget process may not be detailed here*

The following information summarizes the programs in Leadership and Administration Budget Summary Level:

CIP Indirect Costs

The purpose of the CIP Indirect Costs Program is to provide the management, oversight and support of Seattle Center's Capital Improvement Program.

	2023	2024	2025	2026
Expenditures/FTE	Actuals	Adopted	Proposed	Proposed
CIP Indirect Costs	206,720	-	-	-

Citywide Indirect Costs

The purpose of the Citywide Indirect Costs program is to fund internal services costs originating from outside of the department such as allocated costs from the Department of Finance and Administrative Services and Seattle Information Technology Department

	2023	2024	2025	2026
Expenditures/FTE	Actuals	Adopted	Proposed	Proposed
Citywide Indirect Costs	2,482,926	4,543,509	3,821,162	4,124,708

Seattle Center

Departmental Indirect Costs

The purpose of the Departmental Indirect Costs program is to fund costs associated with management of the department. This includes financial, human resource, technology, and business support necessary to provide effective delivery of the Department's services.

Expenditures/FTE	2023 Actuals	2024 Adopted	2025 Proposed	2026 Proposed
Departmental Indirect Costs	5,319,359	8,066,475	10,365,463	10,841,208
Full Time Equivalents Total	1.50	1.50	1.50	1.50

Divisional Indirect

The purpose of the Divisional Indirect Costs Indirect program is to fund administrative costs generated by sub-departmental units, including the management and oversight of Seattle Center's maintenance operations which span multiple work units and budget programs.

Expenditures/FTE	2023 Actuals	2024 Adopted	2025 Proposed	2026 Proposed
Divisional Indirect	385,677	(437,072)	(79,415)	(105,948)

Employee Benefits

The purpose of the Employee Benefits program is to fund salary and benefit costs associated with city provided leave benefits such as holiday pay, sick time, vacation time, executive leave or other leave benefits, including termination payouts for vacation and sick leave, health and dental insurance, workers compensation, and unemployment insurance contributions.

Expenditures/FTE	2023 Actuals	2024 Adopted	2025 Proposed	2026 Proposed
Employee Benefits	2,611,089	(5,673,183)	(4,188,114)	(4,232,732)

Indirect Cost Recovery Offset

The purpose of the Indirect Cost Recovery program is to recover costs associated with indirect programs within Leadership and Administrative BSL from the department's direct cost programs.

Expenditures/FTE	2023 Actuals	2024 Adopted	2025 Proposed	2026 Proposed
Indirect Cost Recovery Offset	(608,148)	4,764,055	(803,430)	(843,125)

Seattle Public Library

Tom Fay, Chief Librarian

(206) 386-4636

<http://www.spl.org>

Department Overview

Seattle Public Library (SPL), founded in 1891, includes the world-renowned Central Library, 26 neighborhood libraries, and a robust "virtual library" available 24/7 through SPL's popular website and Mobile Services. The Central Library and 26 neighborhood libraries provide essential services such as library collections, computers and Wi-Fi access, meeting rooms and study rooms, along with programs that promote lifelong learning, civic engagement, and economic vitality.

SPL is governed by a five-member Library Board of Trustees, who are appointed by the Mayor and confirmed by the City Council. The Revised Code of Washington (RCW 27.12.240) and the City Charter (Article XII, Section 5) grant the Board of Trustees "exclusive control of Library expenditures for Library purposes." The Library Board adopts an annual Operations Plan in December after the City Council approves SPL's budget appropriation.

Budget Snapshot

	2023 Actuals	2024 Adopted	2025 Proposed	2026 Proposed
Department Support				
General Fund Support	60,105,204	62,046,000	68,449,495	71,547,770
Other Funding - Operating	26,618,716	27,794,022	30,455,575	31,802,612
Total Operations	86,723,920	89,840,022	98,905,070	103,350,382
Capital Support				
Other Funding - Capital	14,749,799	5,937,000	8,375,000	7,587,000
Total Capital	14,749,799	5,937,000	8,375,000	7,587,000
Total Appropriations	101,473,719	95,777,022	107,280,070	110,937,382

Budget Overview

The City's 2025-2026 Proposed Budget maintains core services for the Seattle Public Library. The department will continue to maintain consistent operating hours, offer a robust physical and electronic collection, and invest in community programs, while also engaging in national efforts such as providing access to banned books and advocating with lawmakers to address sharply escalating costs for digital materials.

The General Fund revenue forecast for the City's 2025-2026 Proposed Budget is insufficient to cover all anticipated Citywide costs. General Fund reductions were identified to mitigate this shortfall. To preserve critical City services due to the General Fund deficit, budget adjustments were made in the areas of information technology and library materials; the department also increased its staff vacancy rate savings and used accumulated fund balance savings to address the shortfall.

Seattle Public Library

Incremental Budget Changes

Seattle Public Library

	Dollars	FTE
2025 Beginning Budget	98,215,022	-
Baseline		
Bargained Annual Wage and Market Wage Increases to Base Budget	9,137,061	-
Citywide Adjustments for Standard Cost Changes	1,248,372	-
Proposed Operating		
Final Adjustments for Standard Cost Changes	(308,216)	-
Library Materials Reduction	(350,000)	-
Information Technology Reduction	(100,000)	-
Increase Vacancy Savings Rate	(390,000)	-
Use of Library Levy Fund Balance	-	-
Proposed Technical		
Revenue Adjustments	-	-
Fund Balancing	(172,169)	-
Revenue Fund Balancing	-	-
Total Incremental Changes	\$9,065,048	-
Total 2025 Proposed Budget	\$107,280,070	-

Description of Incremental Budget Changes

Baseline

Bargained Annual Wage and Market Wage Increases to Base Budget

Expenditures \$9,137,061

This centrally administered change adjusts appropriations to reflect the Annual Wage Increases and Market Adjustments, as outlined in the agreements between the City and the Coalition of Unions or other standalone Unions, for personnel costs included in this department's baseline budget. This includes increases to salary, FICA, Medicare, retirement, overtime and temporary labor.

Citywide Adjustments for Standard Cost Changes

Expenditures \$1,248,372

Revenues \$166,187

Citywide technical adjustments made in the baseline phase reflect changes to internal services costs, including rates from the Department of Finance & Administrative Services, Seattle Information Technology Department, Seattle Department of Human Resources, and for healthcare, retirement, and industrial insurance charges for the

Seattle Public Library

department. These adjustments reflect initial assumptions about these costs and inflators early in the budget process.

Proposed Operating

Final Adjustments for Standard Cost Changes

Expenditures	\$(308,216)
--------------	-------------

Citywide technical adjustments made in the proposed phase reflect changes to internal services costs, including rates from the Department of Finance & Administrative Services, Seattle Information Technology Department, Seattle Department of Human Resources, and for healthcare for the department. These adjustments reflect final decisions about these costs made during the Proposed Phase of the budget process.

Library Materials Reduction

Expenditures	\$(350,000)
Revenues	\$(350,000)

Physical material reductions include modest decreases to magazine and newspaper subscriptions, reference books, DVDs and Blu-Ray Discs, and adult fiction audio and printed materials. SPL will initiate the first year of a three-year phase-out of music CDs from its collection. SPL will also end its subscription to the ProQuest database due to its escalating cost and utilization. Seattle residents can continue accessing ProQuest via the King County Library System.

Information Technology Reduction

Expenditures	\$(100,000)
Revenues	\$(100,000)

As a result of continuous improvement programs started in 2022, SPL can decrease its budget for information technology accessories such as cabling. SPL is also updating its cost model for redundant equipment replacement, which will achieve efficiencies and result in savings. SPL will forgo purchases of new hybrid meeting carts while retaining maintenance and services for carts currently in ten branch locations. SPL will also consolidate e-mail-based patron notification and marketing capabilities to a more cost-effective platform without impacting customer service.

Increase Vacancy Savings Rate

Expenditures	\$(390,000)
Revenues	\$(390,000)

In the post-COVID crisis period, SPL has budgeted an approximately 4% staff vacancy rate. This item increases the budgeted staff vacancy rate to 5.5% to capture additional General Fund savings and prevent service-level reductions. SPL will prioritize positions essential to keeping open hours at library branches and maintaining 2019 levy operations commitments.

Use of Library Levy Fund Balance

Expenditures	-
Revenues	\$(1,900,000)

This item uses accumulated fund balance with the 2012 and 2019 levies, involving a revenue reduction to the Library operating fund reflecting a General Fund reduction, and reappropriation of levy funds. This one-time use of fund balance allows SPL to avoid service-level reductions in 2025 and 2026.

Seattle Public Library

Proposed Technical

Revenue Adjustments

Revenues	\$9,867,804
----------	-------------

This item reflects projected increased revenue for parking, fines and fees, printing and space rentals. 2025 will mark the first year since the outset of COVID-19 that total-Library generated revenue levels are projected to return to pre-pandemic levels. This item also aligns levy property tax revenues and interest earnings for 2025 and 2026 with SPL's long-term financial plan.

Fund Balancing

Expenditures	\$(172,169)
--------------	-------------

This is a technical adjustment to bring the beginning balance for the 2019 Levy Fund into alignment with the spending plan associated with the voter approved 2019 Library Levy, in addition to net cost impacts associated with a labor bargaining agreement.

Revenue Fund Balancing

Revenues	\$5,926,557
----------	-------------

This is a technical item to record a fund balancing entry for the 2012 Library Levy Fund and 2019 Library Levy Fund, which are primarily managed by this department.

Seattle Public Library

Seattle Public Library

Expenditure Overview

	2023 Actuals	2024 Adopted	2025 Proposed	2026 Proposed
Appropriations				
SPL - BC-PL-B3000 - Capital Improvements				
10410 - Library Fund	3,001,723	-	-	-
14500 - Payroll Expense Tax	1,545,815	-	-	-
18100 - 2012 Library Levy Fund	1,429,744	-	-	-
18200 - 2019 Library Levy Fund	7,242,545	5,859,000	7,989,000	6,982,000
30010 - REET I Capital Fund	1,436,255	78,000	386,000	605,000
Total for BSL: BC-PL-B3000	14,656,082	5,937,000	8,375,000	7,587,000
SPL - BO-PL-B1ADM - Administrative/Support Service				
10410 - Library Fund	10,230,968	10,229,098	11,541,462	12,075,901
18200 - 2019 Library Levy Fund	2,842,954	3,635,383	4,148,634	4,356,324
Total for BSL: BO-PL-B1ADM	13,073,922	13,864,481	15,690,096	16,432,226
SPL - BO-PL-B2CTL - Chief Librarian's Office				
10410 - Library Fund	553,175	557,753	636,999	669,210
18200 - 2019 Library Levy Fund	187,000	100,000	100,000	100,000
Total for BSL: BO-PL-B2CTL	740,174	657,753	736,999	769,210
SPL - BO-PL-B4PUB - Library Program and Services				
10410 - Library Fund	49,211,770	50,123,930	53,009,090	55,539,236
14000 - Coronavirus Local Fiscal Recovery Fund	(1)	-	-	-
18100 - 2012 Library Levy Fund	159,068	-	700,000	-
18200 - 2019 Library Levy Fund	19,019,197	20,686,626	23,845,251	25,445,856
Total for BSL: BO-PL-B4PUB	68,390,035	70,810,556	77,554,340	80,985,092
SPL - BO-PL-B5HRS - Human Resources				
10410 - Library Fund	2,649,412	2,595,286	2,777,446	2,916,792
18200 - 2019 Library Levy Fund	61,246	37,209	29,450	30,390
Total for BSL: BO-PL-B5HRS	2,533,892	2,632,495	2,806,895	2,947,182
SPL - BO-PL-B7STR - Institutional & Strategic Advancement				
10410 - Library Fund	1,158,616	1,203,937	1,346,500	1,404,445
18200 - 2019 Library Levy Fund	687,239	670,801	770,241	812,229
Total for BSL: BO-PL-B7STR	1,352,783	1,874,737	2,116,740	2,216,673
SPL - BO-PL-B9LA - Leadership and Administration				
10410 - Library Fund	56,993	-	-	-
Total for BSL: BO-PL-B9LA	56,993	-	-	-

Seattle Public Library

Department Total **101,473,719** **95,777,022** **107,280,070** **110,937,382**

** FTE totals are provided for informational purposes only. Changes in FTEs resulting from City Council or Human Resources Director actions outside of the budget process may not be detailed here*

Budget Summary by Fund Seattle Public Library

	2023 Actuals	2024 Adopted	2025 Proposed	2026 Proposed
10410 - Library Fund	66,862,656	64,710,003	69,311,495	72,605,584
14000 - Coronavirus Local Fiscal Recovery Fund	(1)	-	-	-
14500 - Payroll Expense Tax	1,545,815	-	-	-
18100 - 2012 Library Levy Fund	1,588,812	-	700,000	-
18200 - 2019 Library Levy Fund	30,040,182	30,989,019	36,882,575	37,726,798
30010 - REET I Capital Fund	1,436,255	78,000	386,000	605,000
Budget Totals for SPL	101,473,719	95,777,022	107,280,070	110,937,382

Seattle Public Library

Revenue Overview

2025 Estimated Revenues

Account Code	Account Name	2023 Actuals	2024 Adopted	2025 Proposed	2026 Proposed
330020	Intergov-Revenues	-	27,000	27,000	27,000
333110	Ind Fed Grants	80,538	-	-	-
334010	State Grants	1,839,000	-	-	-
335060	Judicial Salary Contrib-State	220	-	-	-
341050	Word Proc/Printing/Dupl Svcs	106,652	95,000	100,000	105,000
350130	Library Fines and Fees	116,639	115,000	120,000	120,000
360290	Parking Fees	337,309	345,000	377,000	390,000
360300	St Space Facilities Rentals	109,521	135,000	150,000	150,000
360310	Lt Space/Facilities Leases	23,396	-	-	-
360340	Concession Proceeds	1,380	1,500	1,500	1,500
360350	Other Rents & Use Charges	1,519	-	-	-
360380	Sale Of Junk Or Salvage	67,528	85,000	85,000	85,000
360540	Cashiers Overages & Shortages	(266)	-	-	-
360900	Miscellaneous Revs-Other Rev	7,020	1,500	1,500	1,500
397010	Operating Transfers In	60,105,204	62,045,691	68,449,495	71,547,770
397200	Interfund Revenue	-	-	166,187	177,814
Total Revenues for: 10410 - Library Fund		62,795,660	62,850,691	69,477,682	72,605,584
400000	Use of/Contribution to Fund Balance	-	1,859,313	1,859,313	1,859,313
Total Resources for:10410 - Library Fund		62,795,660	64,710,004	71,336,995	74,464,897
331110	Direct Fed Grants	(1)	-	-	-
Total Revenues for: 14000 - Coronavirus Local Fiscal Recovery Fund		(1)	-	-	-
311010	Real & Personal Property Taxes	810	7,000	1,000	-
360010	Investment Interest	-	-	7,000	-
Total Revenues for: 18100 - 2012 Library Levy Fund		810	7,000	8,000	-
400000	Use of/Contribution to Fund Balance	-	(7,000)	692,000	-
Total Resources for:18100 - 2012 Library Levy Fund		810	-	700,000	-
311010	Real & Personal Property Taxes	31,003,602	31,604,000	31,920,000	31,750,000

Seattle Public Library

360010	Investment Interest	-	150,000	500,000	100,000
Total Revenues for: 18200 - 2019 Library Levy Fund		31,003,602	31,754,000	32,420,000	31,850,000
400000	Use of/Contribution to Fund Balance	-	(764,981)	4,462,575	5,876,798
Total Resources for:18200 - 2019 Library Levy Fund		31,003,602	30,989,019	36,882,575	37,726,798
Total SPL Resources		93,800,071	95,699,023	108,919,571	112,191,696

Seattle Public Library

Appropriations by Budget Summary Level and Program

Seattle Public Library

SPL - BC-PL-B3000 - Capital Improvements

The purpose of The Seattle Public Library Capital Improvements Budget Summary Level is to provide major maintenance to Library facilities, which include the Central Library and all branch libraries, to help ensure building integrity and improve functionality for patrons and staff.

Program Expenditures	2023 Actuals	2024 Adopted	2025 Proposed	2026 Proposed
Capital Improvements	13,938,197	5,322,000	8,375,000	7,113,000
IT Infrastructure	811,601	615,000	-	474,000
Total	14,656,082	5,937,000	8,375,000	7,587,000

**FTE totals are provided for informational purposes only. Changes in FTEs resulting from City Council or Human Resources Director actions outside of the budget process may not be detailed here*

The following information summarizes the programs in Capital Improvements Budget Summary Level:

Capital Improvements

The purpose of the Capital Improvements program is to support the delivery of capital improvements.

Expenditures/FTE	2023 Actuals	2024 Adopted	2025 Proposed	2026 Proposed
Capital Improvements	13,938,197	5,322,000	8,375,000	7,113,000

IT Infrastructure

Expenditures/FTE	2023 Actuals	2024 Adopted	2025 Proposed	2026 Proposed
IT Infrastructure	811,601	615,000	-	474,000

SPL - BO-PL-B1ADM - Administrative/Support Service

The purpose of the Administrative Services Program is to support the delivery of library services to the public through providing services such as financial services, capital and operating budget planning and management, facilities maintenance and landscaping, and security services.

Program Expenditures	2023 Actuals	2024 Adopted	2025 Proposed	2026 Proposed
Administrative Services	805,885	971,778	1,049,482	1,081,752
Business Office	1,591,533	1,674,611	2,228,346	2,404,145
Event Services	484,762	762,829	862,307	908,162
FAC Services	8,167,765	10,455,263	11,549,960	12,038,166
Security Services	2,263,866	-	-	-
Total	13,073,922	13,864,481	15,690,096	16,432,226

Seattle Public Library

**FTE totals are provided for informational purposes only. Changes in FTEs resulting from City Council or Human Resources Director actions outside of the budget process may not be detailed here*

The following information summarizes the programs in Administrative/Support Service Budget Summary Level:

Administrative Services

The purpose of the Administrative Services Program is to support the delivery of library services to the public.

	2023	2024	2025	2026
Expenditures/FTE	Actuals	Adopted	Proposed	Proposed
Administrative Services	805,885	971,778	1,049,482	1,081,752

Business Office

The purpose of the Business Office Program is to support the delivery of administrative services.

	2023	2024	2025	2026
Expenditures/FTE	Actuals	Adopted	Proposed	Proposed
Business Office	1,591,533	1,674,611	2,228,346	2,404,145

Event Services

The purpose of the Events Services Program is to support Library-hosted as well as private events and programs in order to make Library facilities and meeting rooms more available to the public.

	2023	2024	2025	2026
Expenditures/FTE	Actuals	Adopted	Proposed	Proposed
Event Services	484,762	762,829	862,307	908,162

FAC Services

The purpose of the FAC Services Program is to maintain and secure the Library's buildings and grounds so that library services are delivered in safe, secure, clean, well-functioning and comfortable environments.

	2023	2024	2025	2026
Expenditures/FTE	Actuals	Adopted	Proposed	Proposed
FAC Services	8,167,765	10,455,263	11,549,960	12,038,166

Security Services

	2023	2024	2025	2026
Expenditures/FTE	Actuals	Adopted	Proposed	Proposed
Security Services	2,263,866	-	-	-

Seattle Public Library

SPL - BO-PL-B2CTL - Chief Librarian's Office

The purpose of the Chief Librarian's Office is to provide leadership for the Library in implementing the policies and strategic direction set by the Library Board of Trustees, and in securing the necessary financial resources to operate the Library in an effective and efficient manner. The Chief Librarian's Office serves as the primary link between the community and the Library, and integrates community needs and expectations with Library resources and policies.

Program Expenditures	2023 Actuals	2024 Adopted	2025 Proposed	2026 Proposed
Chief Librarian's Office	740,174	657,753	736,999	769,210
Total	740,174	657,753	736,999	769,210

**FTE totals are provided for informational purposes only. Changes in FTEs resulting from City Council or Human Resources Director actions outside of the budget process may not be detailed here*

SPL - BO-PL-B4PUB - Library Program and Services

The purpose of the Library Programs and Services Division is to provide services, materials, and programs that benefit and are valued by Library patrons. Library Programs and Services provides technical and collection services and materials delivery systems to make Library resources and materials accessible to all patrons.

Program Expenditures	2023 Actuals	2024 Adopted	2025 Proposed	2026 Proposed
Collections and Access	21,597,875	19,997,248	21,114,594	21,785,949
Information Technology	7,214,050	6,075,289	6,382,026	6,672,052
Public Library Services Admin	2,049,826	-	-	-
Public Services	36,730,588	44,738,019	50,057,720	52,527,090
Service Units	5,164,144	-	-	-
Total	68,390,035	70,810,556	77,554,340	80,985,092

**FTE totals are provided for informational purposes only. Changes in FTEs resulting from City Council or Human Resources Director actions outside of the budget process may not be detailed here*

The following information summarizes the programs in Library Program and Services Budget Summary Level:

Collections and Access

The purpose of the Collection and Access Services Program is to make library books, materials, databases, downloadable materials, and the library catalog available to patrons and to provide a delivery system that makes Library materials locally available.

Expenditures/FTE	2023 Actuals	2024 Adopted	2025 Proposed	2026 Proposed
Collections and Access	21,597,875	19,997,248	21,114,594	21,785,949

Information Technology

Seattle Public Library

The purpose of the Information Technology Program is to provide public and staff technology, data processing infrastructure and services.

	2023	2024	2025	2026
Expenditures/FTE	Actuals	Adopted	Proposed	Proposed
Information Technology	7,214,050	6,075,289	6,382,026	6,672,052

Public Library Services Admin

	2023	2024	2025	2026
Expenditures/FTE	Actuals	Adopted	Proposed	Proposed
Public Library Services Admin	2,049,826	-	-	-

Public Services

The purpose of the Library Programs and Services Program is to administer public services, programs, and collection development and access.

	2023	2024	2025	2026
Expenditures/FTE	Actuals	Adopted	Proposed	Proposed
Public Services	36,730,588	44,738,019	50,057,720	52,527,090

Service Units

	2023	2024	2025	2026
Expenditures/FTE	Actuals	Adopted	Proposed	Proposed
Service Units	5,164,144	-	-	-

SPL - BO-PL-B5HRS - Human Resources

The purpose of Human Resources is to provide responsive and equitable services, including human resources policy development, recruitment, classification and compensation, payroll, labor and employee relations, volunteer services, and staff training services so that the Library maintains a productive and well-supported work force.

Program Expenditures	2023	2024	2025	2026
	Actuals	Adopted	Proposed	Proposed
Human Resources	2,410,962	2,632,495	2,806,895	2,947,182
Safety & Health Services	122,930	-	-	-
Total	2,533,892	2,632,495	2,806,895	2,947,182

**FTE totals are provided for informational purposes only. Changes in FTEs resulting from City Council or Human Resources Director actions outside of the budget process may not be detailed here*

The following information summarizes the programs in Human Resources Budget Summary Level:

Seattle Public Library

Human Resources

The purpose of Human Resources is to provide responsive and equitable services, including human resources policy development, recruitment, classification and compensation, payroll, labor and employee relations, volunteer services, and staff training services so that the Library maintains a productive and well-supported work force.

	2023	2024	2025	2026
Expenditures/FTE	Actuals	Adopted	Proposed	Proposed
Human Resources	2,764,494	2,632,495	2,806,895	2,947,182

Safety & Health Services

	2023	2024	2025	2026
Expenditures/FTE	Actuals	Adopted	Proposed	Proposed
Safety & Health Services	122,930	-	-	-

SPL - BO-PL-B7STR - Institutional & Strategic Advancement

The purpose of the Institutional and Strategic Advancement division is to provide planning and support functions, including strategic analysis, government relations, community partnerships and external and internal communication, to help the City Librarian shape the strategic direction, work and culture of the Library in pursuit of its mission. The division ensures that the public is informed about services and programs offered by the Library.

Program Expenditures	2023	2024	2025	2026
	Actuals	Adopted	Proposed	Proposed
Institutional & Strategic Advancement	1,352,783	1,874,737	2,116,740	2,216,673
Total	1,352,783	1,874,737	2,116,740	2,216,673

**FTE totals are provided for informational purposes only. Changes in FTEs resulting from City Council or Human Resources Director actions outside of the budget process may not be detailed here*

SPL - BO-PL-B9LA - Leadership and Administration

Program Expenditures	2023	2024	2025	2026
	Actuals	Adopted	Proposed	Proposed
Citywide Indirect Costs	56,993	-	-	-
Total	56,993	-	-	-

**FTE totals are provided for informational purposes only. Changes in FTEs resulting from City Council or Human Resources Director actions outside of the budget process may not be detailed here*

Department of Education and Early Learning

Dwane Chappelle, Director

(206) 233-5118

<http://www.seattle.gov/education>

Department Overview

The mission of the Department of Education and Early Learning (DEEL) is to transform the lives of Seattle's children, youth, and families through strategic investments in education. DEEL advances this mission by investing in equitable education opportunities, high-quality learning environments, and student and family supports. DEEL investments contribute to four department results: (1) families have access to affordable, quality childcare, (2) children are kindergarten-ready, (3) students graduate high school college- and career-ready, and (4) students attain a postsecondary degree, credential, or certificate.

With investments across the prenatal-to-postsecondary continuum, DEEL supports children, youth, and families to address disparities in educational opportunity gaps. By braiding and blending resources from the Families, Education, Preschool, and Promise (FEPP) Levy, the Sweetened Beverage Tax (SBT) fund, the City's General Fund, Washington State's Early Childhood Education and Assistance Program (ECEAP), and other grants, DEEL operates direct-service programs, contracts with community-based and institutional partners, and provides quality teaching and professional development supports to providers and educators.

Budget Snapshot

	2023 Actuals	2024 Adopted	2025 Proposed	2026 Proposed
Department Support				
General Fund Support	13,892,519	20,419,834	15,861,332	15,919,750
Other Funding - Operating	115,696,702	136,378,519	134,721,447	84,895,822
Total Operations	129,589,220	156,798,353	150,582,779	100,815,572
Total Appropriations	129,589,220	156,798,353	150,582,779	100,815,572
 Full-Time Equivalents Total*	 121.50	 121.50	 124.50	 124.50

* FTE totals are provided for informational purposes only. Changes in FTEs resulting from City Council or Human Resources Director actions outside of the budget process may not be detailed here

Department of Education and Early Learning

Budget Overview

DEEL implements its mission to support Seattle’s children by leveraging its funding from the Families Education Preschool and Promise (FEPP) Levy; the City’s General Fund; Sweetened Beverage Tax (SBT) revenues; federal, state, and private grants; and partnerships with other City departments. The final year of the current FEPP levy programming runs through the 2025-2026 School Year. This budget reflects an alignment with the funding levels as described in the FEPP Implementation and Evaluation (I&E) plan and adjusts FEPP Levy funding to sustain some programming through the end of the 2025-2026 School Year. Because FEPP Levy expires at the end of 2025, the budget shows a significant reduction in revenues and expenditures in 2026. DEEL is actively engaged in planning for the levy renewal and a future budget will include a proposed levy renewal plan.

DEEL’s 2025-26 Proposed Budget includes funding for the Mayor’s Youth Mental Health Investment Strategy that was implemented in 2024. This initiative includes the integration of school-based mental health counselors and culturally specific programming provided by community-based organizations. The effort is part of a broader, multi-faceted city-wide strategy aimed at addressing youth mental health needs. This strategy ensures that services are culturally responsive, community-focused, evidence-based, and guided by the needs of youth and their families.

The General Fund revenue forecast for the City’s 2025-2026 Proposed Budget is insufficient to cover all anticipated Citywide costs. General Fund reductions were identified to mitigate this shortfall. To preserve critical City services due to the General Fund deficit, General Fund programming for Culturally Sensitive and Responsive Programming, Restorative Justice, Mental Health, and some administrative costs are shifted from the General Fund to the FEPP Levy, Families and Education Levy, and Payroll Expense Tax.

Due to an ongoing reduction of Sweetened Beverage Tax (SBT) revenues, DEEL identified reductions starting in 2026 to their SBT funded programs, including to the Development Bridge Contract, the ParentChild+ Contract, and the SBT portion for the Child Care Health Program.

Department of Education and Early Learning

Incremental Budget Changes

Department of Education and Early Learning

	Dollars	FTE
2024 Adopted Budget	156,798,353	121.50
Baseline		
Bargained Annual Wage and Market Wage Increases to Base Budget	2,475,825	-
Citywide Adjustments for Standard Cost Changes	299,224	-
Remove 2024 One-Time Adds	(10,543,000)	-
Youth Mental Health Baseline Alignment	(20,000,000)	-
Proposed Operating		
General Fund Leadership and Administration Reduction	(13,389)	-
K-12 Sustain Educator Diversity	750,000	-
K-12 Sustain Summer Learning	1,000,000	-
K-12 Sustain Youth Leadership	392,914	-
Post-Secondary Sustain Path to UW	386,000	-
Shift Administration Costs to FEPP Levy	-	-
Shift Culturally Sensitive and Responsive Programming to FEPP Levy	-	-
Shift Mental Health Programming to Payroll Expense Tax	(500,000)	-
Shift Restorative Justice Programming to FEL Levy	(800,000)	-
Sustain Post-Secondary Seattle Promise	-	-
Youth Mental Health Funding Alignment	13,900,000	-
Early Learning Sweetened Beverage Tax Reduction	-	-
Proposed Technical		
Early Learning FEPP Spending Plan Alignment	5,357,260	2.00
ECEAP Grant Award Increase	500,945	-
FEPP Levy Revenue	-	-
Final Adjustments for Standard Cost Changes	(69,104)	-
K-12 FEPP Spending Plan Alignment	669,551	-
Leadership and Administration FEPP Spending Plan Alignment	100,000	-
Ongoing Changes from Current Year Legislation	-	1.00
Post-Secondary FEPP Levy Spending Plan Alignment	(142,553)	-
Upward Bound Grant Award Increase	20,753	-
Total Incremental Changes	\$(6,215,574)	3.00
Total 2025 Proposed Budget	\$150,582,779	124.50

Department of Education and Early Learning

Description of Incremental Budget Changes

Baseline

Bargained Annual Wage and Market Wage Increases to Base Budget

Expenditures \$2,475,825

This centrally administered change adjusts appropriations to reflect the Annual Wage Increases and Market Adjustments, as outlined in the agreements between the City and the Coalition of Unions or other standalone Unions, for personnel costs included in this department's baseline budget. This includes increases to salary, FICA, Medicare, retirement, overtime and temporary labor.

Citywide Adjustments for Standard Cost Changes

Expenditures \$299,224

Citywide technical adjustments made in the baseline phase reflect changes to internal services costs, including rates from the Department of Finance & Administrative Services, Seattle Information Technology Department, Seattle Department of Human Resources, and for healthcare, retirement, and industrial insurance charges for the department. These adjustments reflect initial assumptions about these costs and inflators early in the budget process.

Remove 2024 One-Time Adds

Expenditures \$(10,543,000)

This is a technical change to remove one-time budget adds from the baseline budget. The adjustments include removing \$2.9 million General Fund childcare worker payments, \$1 million Payroll Expense Tax funded K-12 Mental Health, \$500,000 Families, Education, Preschool, and Promise (FEPP) Levy funded K-12 Mental Health, \$2 million in FEPP funded K-12 Culturally Specific and Responsive programming, \$143,000 General Fund K-12 Culturally Specific and Responsive after school programming, and \$4 million in FEPP funded for Seattle Promise equity enhancements.

Youth Mental Health Baseline Alignment

Expenditures \$(20,000,000)

This item makes a technical change to align DEEL's baseline budget with current law for allowable uses of the Payroll Expense Tax funding.

Proposed Operating

General Fund Leadership and Administration Reduction

Expenditures \$(13,389)

This item reflects a 1% reduction to DEEL's General Fund leadership and administration budget and will result in General Fund savings to help address the City's forecasted General Fund deficit.

K-12 Sustain Educator Diversity

Expenditures \$750,000

This item uses FEPP Levy fund balance to sustain K-12 Educator Diversity programming provided in partnership with Seattle Public Schools and six community-based organizations through the end of the FEPP Levy (2025-26 School Year). This partnership focuses on increasing the number of BIPOC educators in Seattle Public Schools through recruitment, retention, and professional development activities.

Department of Education and Early Learning

K-12 Sustain Summer Learning

Expenditures \$1,000,000

This item uses FEPP levy fund balance to sustain Summer Learning Programming provided by 15 community-based organizations to over 1,000 students through the end of the FEPP Levy (2025-26 School Year). These funds directly support summer programming with enhanced or expanded academic, enrichment, and college and career readiness opportunities for Seattle-based K-12 youth disproportionately impacted by inequities in education including learning loss and disengagement. Learning loss and disengagement are more pronounced due to impacts of the COVID pandemic.

K-12 Sustain Youth Leadership

Expenditures \$392,914

This item uses FEPP levy fund balance to sustain K-12 Youth Leadership programming provided by six partner community-based organizations through the end of the FEPP Levy (2025-26 School Year). This partnership focuses on improving academic outcomes for historically underserved youth of color, immigrant and refugee youth disproportionately affected by systemic inequities through identity-affirming cultural education programming.

Post-Secondary Sustain Path to UW

Expenditures \$386,000

This item uses FEPP levy fund balance to sustain the Path to UW program through the end of the FEPP Levy (2025-26 school year). The Path to UW program provides access to transfer supports from dedicated advisors for Seattle Promise students as they continue their academic journey from Seattle Promise to the University of Washington.

Shift Administration Costs to FEPP Levy

Expenditures -

This budget-neutral item shifts \$397,000 in administrative labor costs from the General Fund to the FEPP Levy. This shift does not have a programmatic impact on DEEL's administrative capacity.

Shift Culturally Sensitive and Responsive Programming to FEPP Levy

Expenditures -

This budget-neutral item shifts \$875,000 for K-12 programs at community-based organizations that support Black Girls, LGBTQ+, Youth Leadership, and Educator Diversity from the General Fund to the FEPP levy. This transfer does not have a programmatic impact.

Shift Mental Health Programming to Payroll Expense Tax

Expenditures \$(500,000)

This item reduces \$500,000 General Fund for mental health supports. This programming will be incorporated in the Mayor's Mental Health Initiative funded with the Payroll Expense Tax.

Shift Restorative Justice Programming to FEL Levy

Expenditures \$(800,000)

This item shifts \$800,000 for Restorative Justice programming at Seattle Public Schools to the FEL levy in 2025. This shift does not have a programmatic impact and results in General Fund savings.

Department of Education and Early Learning

Sustain Post-Secondary Seattle Promise

Expenditures

-

This item uses FEPP Levy fund balance to sustain Seattle Promise programming, including equity enhancements. Seattle Promise enrollment is expected to exceed original FEPP Implementation and Evaluation plan estimates by nearly 600 students (67%). This additional appropriation will ensure DEEL has adequate resources to fully fund programming through its contract with Seattle Colleges for all Seattle Promise students in the final two school years of the FEPP Levy.

Youth Mental Health Funding Alignment

Expenditures

\$13,900,000

The Mayor's Youth Mental Health Investment Strategy, announced in June 2024, includes \$15 million of Payroll Expense Tax funding in both 2025 and 2026 between the Department of Education and Early Learning (\$13.9 million) and Seattle Parks and Recreation (\$1.1 million) for youth mental health prevention, early intervention, and treatment. Some of these investments may shift to the next levy, if approved by voters, in the 2026-2027 school year. This one-time item uses Payroll Expense Tax proceeds for the following initiatives:

Reach Out - \$560,000 in 2025 and 2026

This program focuses on preventing and early identification of youth mental health challenges by bridging the gap between the mental health needs of Seattle's youth and the limited availability of professional mental health resources. It also provides resources and training for parents, caregivers, and trusted adults to support youth in distress.

Telehealth Services - \$3.86 million in 2025, \$3.62 million in 2026

These services offer evidence-based online therapy for youth aged 13 to 24, along with support and resources for parents and guardians. These services include scheduled, one-on-one therapy sessions with qualified mental health professionals and interactive tools to support skill-building and individual well-being between sessions.

In Person Mental Health Supports - \$7.6 million in 2025, \$8.3 million in 2026

To expand access to mental health services, DEEL is also increasing in-person mental health support through existing School-Based Health Centers (SBHCs). Public Health Seattle King County (PHSKC) is adding an additional mental health clinician and a mental health coordinator at all SBHC sites at 21 middle and high schools, and providing system-wide mental health clinical consultation, training, and evaluation through partnerships.

In Person Community Hub. In alignment with Mental Health Supports, services include in person care to middle and high school students who are not served by School Based Health Centers. Programming will ensure that students have access to care during out of school time and during summer months. Services will also include expanding access to youth mental health care through community providers.

Universal Screening - \$1.5 million in 2025 and 2026

This service expands mental health screening in Seattle Public Schools to include high school students. Programming includes screening, brief intervention and referral to treatment and is designed to screen students periodically to proactively check-in on mental health, substance abuse and other dimensions of well-being.

Administration and Evaluation - \$380,000 in 2025, \$420,000 in 2026

This includes staffing and support to manage implementation, reporting, and evaluation of the Comprehensive Mental Health Initiative.

Department of Education and Early Learning

Early Learning Sweetened Beverage Tax Reduction

Expenditures

-

Due to an ongoing reduction in SBT revenues that was included in the City's August revenue forecast, DEEL identified reductions to their SBT-funded programs in 2026 that includes the following: 1) Transfers 1.5 FTE coaches to FEPP to align with workload changes; 2) reduces the Developmental Bridge Contract by 9%; 3) reduces the ParentChild+ Contract by 7%; and 4) reduces the SBT portion of the Child Care Health Program by 14%. SBT programming is not impacted in 2025 due to the one-time use of SBT reserves.

Proposed Technical

Early Learning FEPP Spending Plan Alignment

Expenditures	\$5,357,260
Revenues	\$2,205,000
Position Allocation	2.00

This item increases the Early Learning FEPP budget in 2025 and reduces it in 2026 to align with the 7-year Spending Plan included in the FEPP Implementation and Evaluation (I&E) Plan that was adopted by ordinance in 2018. The spending plan is based on levy revenue projections and program needs. The current FEPP levy expires in 2026; if the levy is renewed, the budget will be updated to reflect the new spending plan.

Two positions are added to support the planned expansion of the Seattle Preschool Program, which is expected to serve 2,500 students by the final year of the levy. These positions include an Early Education Specialist that monitors the contract and provides oversight of preschool providers and a Human Services Coordinator that is responsible for enrollment.

ECEAP Grant Award Increase

Expenditures	\$500,945
Revenues	\$500,945

This revenue-backed item increases DEEL's appropriation from additional funds received from the state's Early Childhood Education and Assistance Program (ECEAP). This is a recurring grant and this amount provides appropriation for DEEL in 2025 and 2026.

FEPP Levy Revenue

Revenues	\$3,013,468
----------	-------------

This item modifies FEPP Levy revenues in 2025 and 2026 to align with anticipated revenues in 2025 and 2026 and makes an adjustment to reflect ongoing investment earnings.

Final Adjustments for Standard Cost Changes

Expenditures	\$(69,104)
--------------	------------

Citywide technical adjustments made in the proposed phase reflect changes to internal services costs, including rates from the Department of Finance & Administrative Services, Seattle Information Technology Department, Seattle Department of Human Resources, and for healthcare for the department. These adjustments reflect final decisions about these costs made during the Proposed Phase of the budget process.

Department of Education and Early Learning

K-12 FEPP Spending Plan Alignment

Expenditures	\$669,551
--------------	-----------

This item increases the K-12 FEPP budget in 2025 and reduces it in 2026 to align with the 7-year Spending Plan included in the FEPP Implementation and Evaluation (I&E) Plan that was adopted by ordinance in 2018. The spending plan is based on levy revenue projections and program needs. The current FEPP levy expires in 2026; if the levy is renewed, the budget will be updated to reflect the new spending plan.

Leadership and Administration FEPP Spending Plan Alignment

Expenditures	\$100,000
--------------	-----------

This item increases the Leadership and Administration FEPP budget in 2025 and reduces it in 2026 to align with the 7-year Spending Plan included in the FEPP Implementation and Evaluation (I&E) Plan that was adopted by ordinance in 2018. The spending plan is based on levy revenue projections and program needs. The current FEPP levy expires in 2026; if the levy is renewed, the budget will be updated to reflect the new spending plan.

Ongoing Changes from Current Year Legislation

Position Allocation	1.00
---------------------	------

This item includes ongoing budget and/or position changes resulting from current year legislation in 2024, including the Year End Supplemental Ordinance.

Post-Secondary FEPP Levy Spending Plan Alignment

Expenditures	\$(142,553)
--------------	-------------

This item makes technical adjustments to align the budget with the Families, Education, Preschool and Promise Levy Implementation & Evaluation Plan. The plan includes a 7-year program budget summary and is based on cost model projections that include non-labor inflation, labor cost changes, and other programmatic changes.

Upward Bound Grant Award Increase

Expenditures	\$20,753
Revenues	\$20,753

This item increases appropriation authority to reflect an increase in the federal Upward Bound grant. The Upward Bound program serves high school students from low-income families and the goal of the program is to increase the rate at which participants complete secondary education and enroll in and graduate from institutions of post-secondary education.

Department of Education and Early Learning

Expenditure Overview

	2023 Actuals	2024 Adopted	2025 Proposed	2026 Proposed
Appropriations				
DEEL - BO-EE-IL100 - Early Learning				
00100 - General Fund	10,194,982	16,654,317	14,686,156	14,672,253
00155 - Sweetened Beverage Tax Fund	7,441,834	7,208,715	7,356,565	6,778,813
14500 - Payroll Expense Tax	5,299,996	-	-	-
17857 - 2011 Families and Education Levy	588,000	-	-	-
17861 - Seattle Preschool Levy Fund	1,660,042	-	-	-
17871 - Families Education Preschool Promise Levy	45,792,916	52,356,256	58,585,045	30,870,748
Total for BSL: BO-EE-IL100	70,977,770	76,219,289	80,627,765	52,321,813
DEEL - BO-EE-IL200 - K-12 Programs				
00100 - General Fund	3,226,500	3,002,310	784,293	816,122
14500 - Payroll Expense Tax	77,515	21,000,000	13,900,000	14,400,000
17857 - 2011 Families and Education Levy	1,306,927	-	-	-
17871 - Families Education Preschool Promise Levy	37,112,201	38,043,268	39,576,328	21,423,592
Total for BSL: BO-EE-IL200	41,723,142	62,045,578	54,260,621	36,639,714
DEEL - BO-EE-IL300 - Post-Secondary Programs				
14000 - Coronavirus Local Fiscal Recovery Fund	1,586,293	-	-	-
17871 - Families Education Preschool Promise Levy	7,718,142	10,167,219	6,484,994	5,543,360
Total for BSL: BO-EE-IL300	9,304,436	10,167,219	6,484,994	5,543,360
DEEL - BO-EE-IL700 - Leadership and Administration				
00100 - General Fund	471,037	763,207	390,883	431,375
00155 - Sweetened Beverage Tax Fund	562,718	589,659	666,269	694,253
17871 - Families Education Preschool Promise Levy	6,550,117	7,013,401	8,152,246	5,185,057
Total for BSL: BO-EE-IL700	7,583,872	8,366,267	9,209,399	6,310,685
Department Total	129,589,220	156,798,353	150,582,779	100,815,572
Department Full-Time Equivalents Total*	120.50	121.50	124.50	124.50

* FTE totals are provided for informational purposes only. Changes in FTEs resulting from City Council or Human Resources Director actions outside of the budget process may not be detailed here

Department of Education and Early Learning

Budget Summary by Fund Department of Education and Early Learning

	2023 Actuals	2024 Adopted	2025 Proposed	2026 Proposed
00100 - General Fund	13,892,519	20,419,834	15,861,332	15,919,750
00155 - Sweetened Beverage Tax Fund	8,004,553	7,798,374	8,022,834	7,473,066
14000 - Coronavirus Local Fiscal Recovery Fund	1,586,293	-	-	-
14500 - Payroll Expense Tax	5,377,511	21,000,000	13,900,000	14,400,000
17857 - 2011 Families and Education Levy	1,894,927	-	-	-
17861 - Seattle Preschool Levy Fund	1,660,042	-	-	-
17871 - Families Education Preschool Promise Levy	97,173,376	107,580,144	112,798,613	63,022,756
Budget Totals for DEEL	129,589,220	156,798,353	150,582,779	100,815,572

Revenue Overview

2025 Estimated Revenues

Account Code	Account Name	2023 Actuals	2024 Adopted	2025 Proposed	2026 Proposed
330040	Intergov-Health Svcs	27,226	-	-	-
331000	Direct Federal Grants	-	518,827	-	-
331110	Direct Fed Grants	233,083	-	539,580	539,580
334010	State Grants	6,067,486	5,952,901	6,453,846	6,270,894
341150	Private Reimbursements	22	-	-	-
Total Revenues for: 00100 - General Fund		6,327,816	6,471,728	6,993,426	6,810,474
311010	Real & Personal Property Taxes	1,146	-	-	-
Total Revenues for: 12300 - Election Vouchers Fund		1,146	-	-	-
331110	Direct Fed Grants	1,586,293	-	-	-
Total Revenues for: 14000 - Coronavirus Local Fiscal Recovery Fund		1,586,293	-	-	-
360010	Investment Interest	-	200,000	490,000	50,000
Total Revenues for: 17857 - 2011 Families and Education Levy		-	200,000	490,000	50,000
400000	Use of/Contribution to Fund Balance	-	(200,000)	(490,000)	(50,000)
Total Resources for: 17857 - 2011 Families and Education Levy		-	-	-	-
311010	Real & Personal Property Taxes	889	-	-	-
360010	Investment Interest	-	100,000	17,000	-

Department of Education and Early Learning

Account Code	Account Name	2023 Actuals	2024 Adopted	2025 Proposed	2026 Proposed
Total Revenues for: 17861 - Seattle Preschool Levy Fund		889	100,000	17,000	-
400000	Use of/Contribution to Fund Balance	-	(100,000)	(17,000)	-
Total Resources for:17861 - Seattle Preschool Levy Fund		889	-	-	-
311010	Real & Personal Property Taxes	88,573,177	89,830,354	90,728,658	1,361,975
337080	Other Private Contrib & Dons	-	2,795,000	5,000,000	2,500,000
341150	Private Reimbursements	4,352,611	-	-	-
360010	Investment Interest	-	2,200,000	3,089,000	579,000
397010	Operating Transfers In	-	-	-	12,750,000
Total Revenues for: 17871 - Families Education Preschool Promise Levy		92,925,787	94,825,354	98,817,658	17,190,975
400000	Use of/Contribution to Fund Balance	-	12,754,790	13,980,954	45,831,781
Total Resources for:17871 - Families Education Preschool Promise Levy		92,925,787	107,580,145	112,798,613	63,022,756
Total DEEL Resources		100,841,932	114,051,873	119,792,039	69,833,230

Appropriations by Budget Summary Level and Program

DEEL - BO-EE-IL100 - Early Learning

The purpose of the Early Learning Budget Summary Level is to help children enter school ready to succeed, provide preschool teachers with resources and training, and assist Seattle families with gaining access to early learning resources.

Program Expenditures	2023 Actuals	2024 Adopted	2025 Proposed	2026 Proposed
Early Learning	70,977,770	76,219,289	80,627,765	52,321,813
Total	70,977,770	76,219,289	80,627,765	52,321,813
Full-time Equivalents Total*	65.50	65.50	67.50	67.50

**FTE totals are provided for informational purposes only. Changes in FTEs resulting from City Council or Human Resources Director actions outside of the budget process may not be detailed here*

Department of Education and Early Learning

DEEL - BO-EE-IL200 - K-12 Programs

The purpose of the K-12 Division Budget Summary Level is to manage K-12 investments in elementary, middle, and high school, as well as health strategies across the K-12 continuum.

Program Expenditures	2023 Actuals	2024 Adopted	2025 Proposed	2026 Proposed
K-12 Programs	41,723,142	62,045,578	54,260,621	36,639,714
Total	41,723,142	62,045,578	54,260,621	36,639,714
Full-time Equivalents Total*	19.00	19.00	20.00	20.00

**FTE totals are provided for informational purposes only. Changes in FTEs resulting from City Council or Human Resources Director actions outside of the budget process may not be detailed here*

DEEL - BO-EE-IL300 - Post-Secondary Programs

The purpose of the Post-Secondary Budget Summary Level is to help achieve the goal of the City's Education Action Plan that 70% of all student groups in Seattle Public Schools will go on to attain a post-secondary credential by the year 2030.

Program Expenditures	2023 Actuals	2024 Adopted	2025 Proposed	2026 Proposed
Post-Secondary Programs	9,304,436	10,167,219	6,484,994	5,543,360
Total	9,304,436	10,167,219	6,484,994	5,543,360
Full-time Equivalents Total*	3.00	3.00	3.00	3.00

**FTE totals are provided for informational purposes only. Changes in FTEs resulting from City Council or Human Resources Director actions outside of the budget process may not be detailed here*

DEEL - BO-EE-IL700 - Leadership and Administration

The purpose of the Leadership and Administration Budget Summary Level is to provide executive, community, financial, human resource, technology and business support to the Department of Education and Early Learning.

Program Expenditures	2023 Actuals	2024 Adopted	2025 Proposed	2026 Proposed
Citywide Indirect Costs	2,515,620	2,386,345	2,403,814	1,637,991
Departmental Indirect Costs	-	175,871	21,841	30,614
Divisional Indirect Costs	4,989,654	5,804,050	6,783,743	4,642,080
Pooled Benefits	78,597	-	-	-
Total	7,583,872	8,366,267	9,209,399	6,310,685
Full-time Equivalents Total*	33.00	34.00	34.00	34.00

**FTE totals are provided for informational purposes only. Changes in FTEs resulting from City Council or Human Resources Director actions outside of the budget process may not be detailed here*

Department of Education and Early Learning

The following information summarizes the programs in Leadership and Administration Budget Summary Level:

Citywide Indirect Costs

Expenditures/FTE	2023 Actuals	2024 Adopted	2025 Proposed	2026 Proposed
Citywide Indirect Costs	2,515,620	2,386,345	2,403,814	1,637,991

Departmental Indirect Costs

Expenditures/FTE	2023 Actuals	2024 Adopted	2025 Proposed	2026 Proposed
Departmental Indirect Costs	-	175,871	21,841	30,614
Full Time Equivalents Total	31.00	31.00	31.00	31.00

Divisional Indirect Costs

Expenditures/FTE	2023 Actuals	2024 Adopted	2025 Proposed	2026 Proposed
Divisional Indirect Costs	4,989,654	5,804,050	6,783,743	4,642,080
Full Time Equivalents Total	2.00	3.00	3.00	3.00

Pooled Benefits

Expenditures/FTE	2023 Actuals	2024 Adopted	2025 Proposed	2026 Proposed
Pooled Benefits	78,597	-	-	-

Human Services Department

Tanya Kim, Director

(206) 386-1001

<https://www.seattle.gov/human-services>

Department Overview

The mission of the Human Services Department (HSD) is to connect people with resources and solutions during times of need, so all Seattle residents can live, learn, work, and take part in strong and healthy communities. HSD contracts with more than 200 community-based human service providers and administers programs to ensure Seattle residents have food and shelter, access to health care, opportunities to gain social and economic independence and success, and many more of life's basic necessities. HSD also serves King County as the Area Agency on Aging. HSD is committed to working with the community to provide appropriate and culturally responsive services.

Through the lens of racial equity, HSD supports programs, initiatives, and policies that address six investment impact areas:

1. Preparing Youth for Success
2. Supporting Affordability and Livability
3. Addressing Homelessness
4. Promoting Public Health
5. Supporting Safe Communities
6. Promoting Healthy Aging

HSD's work is funded by a variety of revenue sources, including federal, state, and inter-local grants, as well as the City's General Fund, Sweetened Beverage Tax Fund, Short Term Rental tax revenues, and the Payroll Expense Tax Fund.

Budget Snapshot

	2023 Actuals	2024 Adopted	2025 Proposed	2026 Proposed
Department Support				
General Fund Support	186,087,678	241,350,860	248,273,645	264,240,471
Other Funding - Operating	111,494,910	99,677,305	116,382,128	112,922,629
Total Operations	297,582,588	341,028,165	364,655,773	377,163,099
Total Appropriations	297,582,588	341,028,165	364,655,773	377,163,099
 Full-Time Equivalents Total*	 427.25	 434.25	 466.50	 466.50

* FTE totals are provided for informational purposes only. Changes in FTEs resulting from City Council or Human Resources Director actions outside of the budget process may not be detailed here

Human Services Department

Budget Overview

The General Fund revenue forecast for the City's 2025 and 2026 Proposed budgets is insufficient to cover expected costs. While the 2025 and 2026 Proposed Budget increases the Human Services Department's overall General Fund budget compared to the 2024 Adopted Budget, some General Fund reductions were identified to mitigate this shortfall in revenues. Taken together the reductions strive to minimize the impact to direct service levels.

The 2025 and 2026 Proposed Budget for the Human Services Department (HSD) is \$364.7 million in 2025 and \$377.2 million in 2026. This is a 6.9% increase in 2025 above HSD's 2024 Adopted Budget and a 3.4% increase in 2026 above HSD's 2025 Proposed Budget. The proposed budget prioritizes investments in the areas of addressing homelessness, advancing community safety, and streamlining public health.

To support existing direct service providers, the proposed budget includes funding for inflationary increases for HSD's service provider contracts in 2025 (\$9.8 million) and 2026 (\$16.8 million).

The proposed budget for the Human Services Department includes \$128 million in 2025 and \$134.8 million in 2026 for addressing homelessness which equates to a 12% increase in 2025 and a 17% increase in 2026 compared to 2024 funding levels. HSD's homelessness budget is 71% of the citywide homelessness budget in 2025 (\$180.2 million total) and 70% of the citywide homelessness budget in 2026 (\$192.4 million in total).

For addressing homelessness, the proposed budget includes \$3.2 million of new ongoing investments to sustain the City's shelter capacity, \$2.6 million of new funding for an enhanced shelter in 2025 which will further expand in 2026 to provide additional behavior health services to those in need, and \$300k to expand the efforts of the City's Unified Care Team for which HSD coordinates outreach and referrals to shelter for people experiencing homelessness.

Starting in 2025, \$11.5 million of funding for homelessness outreach and prevention services will be managed by the City's Homelessness Division instead of the King County Regional Homelessness Authority (KCRHA) like previous years. After accounting for the operational change, the proposed budget adds funding for KCRHA in 2025 and 2026. It adds \$6.7 million in 2025, equating to a total of \$104.6 million for KCRHA in 2025, and adds an additional \$5.9 million in 2026 for a total of \$110.5 million for KCHRA in 2026.

HSD's proposed budget advances community safety. HSD's Supporting Safe Communities Budget Summary Level is \$61.9 million in 2025 and \$63.6 million in 2026; it includes investments managed by HSD's Homelessness Division and investments managed by HSD's Safe and Thriving Communities (STC) Division. STC manages the department's investments in community safety and violence prevention programs. The proposed budget includes \$8.15 million of new ongoing investments to support safe communities: \$2 million for human trafficking, \$4.25 million to address gun violence in schools and protect youth, and \$1.9 million in ongoing funding to sustain the Third Avenue Project's work conducting outreach and engagement along the Third Avenue corridor in the downtown core, previously funded with one-time funding.

Additionally, the proposed budget maintains existing investment levels in public health programming and streamlines the public health investments in HSD. It transfers \$5.6M of public health related investments to the Public Health Budget Summary Level that were previously in other HSD Budget Summary Levels, for a total investment of \$25 million in 2025. The City is continuing to expand Mobile Integrated Health program, SFD will add an additional team to the Post Overdose Team (H99) to conduct patient follow-up and recovery system navigation. It is the intention of the executive to add 2 counselor positions in HSD to support the Mobile Integrated Health expansion.

Human Services Department

Incremental Budget Changes

Human Services Department

	Dollars	FTE
2024 Adopted Budget	341,028,165	434.25
Baseline		
One-time Items Removed from Baseline Budget	(10,744,520)	-
Contract inflation	9,854,756	-
Bargained Annual Wage and Market Wage Increases to Base Budget	8,875,792	-
Reverse Bargained Annual Wage and Market Wage Increases to Base Budget from the Human Services Fund (16200) Budget	(4,819,809)	-
Correction to Baseline Revenues	192,577	-
Community Development Block Grant (CDBG) Baseline Adjustment	(4,947,431)	-
Citywide Adjustments for Standard Cost Changes	1,334,052	-
Proposed Operating		
Open an Enhanced Shelter	2,256,000	-
Add \$1 million for Tiny House Villages	1,000,000	-
Add Ongoing Funding for Shelter Previously Supported with COVID-19 Relief Funds	2,200,000	-
Community Development Block Grant (CDBG) for Homelessness Shelters	3,178,870	-
Expand Unified Care Team Shelter Referrals to Weekends	308,074	-
Ongoing Funding for the Unified Care Team Director	210,000	-
Unified Care Team Administrative Positions	279,070	2.00
One Seattle Outreach	150,000	-
Align Shelter & Village Lease Budget to Actual Lease Costs	(195,055)	-
Reduce Funding for Administration	(85,210)	-
Addressing Gun Violence in Schools	4,250,000	1.00
Commercial Sexual Exploitation Interventions	2,000,000	5.00
Ongoing Funding for the Third Avenue Project (TAP)	1,900,000	-
Remove Budget for Strategic Advisor for Public Safety Systems Improvement	(199,274)	-
Eliminate General Fund Support for Health Home Program	(424,507)	-
Opioid Settlement Fund Appropriation Increase	209,801	-
Community Development Block Grant (CDBG) for a Community Facilities Request for Proposal (RFP)	1,705,116	-
Community Development Block Grant (CDBG) for Minor Home Repair	500,000	-
Eliminate Funding for Legal Counsel for Youth and Children	(123,662)	-
Eliminate Funding for Public Benefits Legal Assistance	(49,901)	-
Eliminate Funding for United Way Tax Prep Assistance	(100,000)	-
Reduce funding to Support Administration for HSD's Youth and Family Empowerment Division	(107,420)	-
Reduce Support for Information and Assistance Community Living Connections	(150,000)	-

Human Services Department

	Dollars	FTE
Reduction to Youth and Young Adults for Success Portfolio	(250,000)	-
Eliminate Funding for Technical Assistance Program for Community Organizations	(215,000)	-
Eliminate General Fund Support for Food System Support & Food Evaluations	(120,000)	-
Eliminate Unallocated Budget for Community Facilities	(259,066)	-
Position Reduction to Protection and Advocacy Program Support	(93,000)	(0.75)
Reduce General Fund Support for Aging and Disability Services Case Management	(1,100,000)	-
Reduce Unallocated Preparing Youth for Success Budget	(70,000)	-
Reduction to Aging Network Discretionary Budget	(100,000)	-
Remove Budget for Vacant Senior Planning and Development Specialist Position	(174,524)	-
Reduction to Sweetened Beverage Tax Funding for Culturally Nourishing Foods Programs in 2026	-	-
Reduction to Sweetened Beverage Tax Funding for Food Bags for Childcare Providers in 2026	-	-
Reduce General Fund Support for Federal Grants Management Unit	(179,690)	-
Remove Budget for Vacant Senior Buyer Position	(104,801)	-
Shift Budget for Administrative Staff Analyst	(96,906)	-
Adjustment to Human Services Fund Revenue Backed Appropriation	9,317,074	-
Proposed Technical		
Ongoing Changes from Current Year Legislation	-	25.00
Final Adjustments for Standard Cost Changes	181,152	-
Internal Position Transfers	-	-
Redirect Budget for Position on Loan to the Mayor's Office	-	-
Transfer AWI Appropriation to Align with Positions	-	-
Transfer Budget for Aging and Disability Services Division Director to Healthy Aging Budget Summary Level	-	-
Transfer budget for HSD Homelessness Director	-	-
Transfer Budget to Align Youth Investment Budget	-	-
Transfer Crisis Response Team to Seattle Police Department	(670,105)	-
Reallocate Contract Inflation Added in Error	(894,844)	-
Homelessness Division Budget Realignment	-	-
Public Health Budget Realignment	-	-
General Fund Budget Adjustment	-	-
Human Services Fund Budget Adjustment	(1)	-
Opioid Settlement Fund Alignment	-	-
Fund Balancing Entry for the Human Services Fund	-	-
Fund Balancing Entry for the Opioid Settlement Fund	-	-
Total Incremental Changes	\$23,627,607	32.25
Total 2025 Proposed Budget	\$364,655,773	466.50

Human Services Department

Description of Incremental Budget Changes

Baseline

One-time Items Removed from Baseline Budget

Expenditures \$(10,744,520)

Revenues \$(730,020)

The item removes one-time revenue and expenditure budget appropriated in the 2024 Adopted Budget from the 2025-2026 Proposed base budget:

- \$992k General Fund for food and meal programs: \$650k for an emergency food fund, \$300k for meal providers, \$42k for senior meal programs.
- \$2.6M General Fund for homelessness programs administered by the KCRHA: \$500k for behavioral health services, \$100k for relocation of Rosie's Tiny Home Village, \$500k for contract inflation and provider pay, and \$1.5 million for RV parking and storage.
- \$5.14M General Fund for community safety programs: \$2 million for Public Defender Association for the Let Everyone Advance with Dignity (LEAD) and CoLEAD programs, \$1.9 million for the Third Avenue Project, \$500k for a gun violence reduction program, \$240k for a dedicated phone line for crisis prevention and intervention services for first responders, \$200k for mental health resources for crisis responders, \$200k for pre-filing diversion, and \$100k for survivors of police violence.
- \$450k General Fund for programs addressing gender-based violence
- \$800k General Fund for programs supporting public health: \$500k for behavioral health services for the Latino community and \$300k for comprehensive substance use disorder treatment.
- \$582k for opioid response backed by Opioid Settlement Fund revenue
- \$148k for data system replacement, backed by prior year grant revenue

Additionally, this item does not add budget for one-time reductions implemented in the 2023-24 budget process:

- \$100k for food program evaluation
- \$177k for youth development programs
- \$125k for Seattle Neighborhood Group community safety program
- \$1.8M to expand the Mobile Crisis Team program

Contract inflation

Expenditures \$9,854,756

The Seattle Municipal Code (3.20.060) currently requires an annual inflationary adjustment based on the Consumer Price Index for Urban Wage Earners and Clerical Workers (CPI-W) for 12 months ending in June. For 2025, this is 4.4% increase and for 2026 it is an additional 3% increase on HSD's provider contracts.

Bargained Annual Wage and Market Wage Increases to Base Budget

Expenditures \$8,875,792

This centrally administered change adjusts appropriations to reflect the Annual Wage Increases and Market Adjustments, as outlined in the agreements between the City and the Coalition of Unions or other standalone Unions, for personnel costs included in this department's baseline budget. This includes increases to salary, FICA, Medicare, retirement, overtime and temporary labor.

Human Services Department

Reverse Bargained Annual Wage and Market Wage Increases to Base Budget from the Human Services Fund (16200) Budget

Expenditures \$(4,819,809)

This item removes the budget added to the Human Services Fund (16200) in the baseline item titled "Bargained Annual Wage and Market Wage Increases to Base Budget". The budget added in this change request was not tied to a revenue source and overstates the budget in the Human Services Fund (16200). The budget for the annual wage increases for HSD employees is included in HSD's base budget and other change requests that are backed by revenue.

Correction to Baseline Revenues

Expenditures \$192,577

Revenues \$192,577

This item corrects the budget in the Human Services Fund by removing negative "use of fund balance" revenue lines and zeroing out negative retirement account lines without a funding source. These lines were part of the baseline budget related to the reduction in the retirement account in the 2024 Adopted Budget.

Community Development Block Grant (CDBG) Baseline Adjustment

Expenditures \$(4,947,431)

Revenues \$(4,947,432)

This item removes HSD CDBG baseline amounts in all agency services and retains CDBG in baseline for administration.

Citywide Adjustments for Standard Cost Changes

Expenditures \$1,334,052

Revenues \$603,150

Citywide technical adjustments made in the baseline phase reflect changes to internal services costs, including rates from the Department of Finance & Administrative Services, Seattle Information Technology Department, Seattle Department of Human Resources, and for healthcare, retirement, and industrial insurance charges for the department. These adjustments reflect initial assumptions about these costs and inflators early in the budget process.

Proposed Operating

Open an Enhanced Shelter

Expenditures \$2,256,000

Funding in 2025 (combined with existing base funding) will support the opening of an enhanced shelter and shifts funding and bed capacity currently at the Pearl Warren Building in the Chinatown-International District (Navigation Center), for an enhanced shelter in a new location that will support a total of 60 shelter units.

In 2026, the amount for the enhanced shelter increases to \$5,278,466. The increased level of funding will deepen and expand wrap-around services and provide robust behavioral health services. The services will include access to mental health and substance use disorder treatment services, crisis assistance, and access to basic needs. The enhanced shelter will prioritize services for unsheltered homeless adults who are living with significant un/under-treated challenges related to behavioral health and substance use disorders.

Human Services Department

Add \$1 million for Tiny House Villages

Expenditures	\$1,000,000
--------------	-------------

This item adds \$1 million in ongoing funding to address an operating gap in the City's Tiny House Village (THV) investments, which provides ongoing funding for operating and behavioral health services that were previously funded through one-time investments and ensures existing THVs remain open.

Add Ongoing Funding for Shelter Previously Supported with COVID-19 Relief Funds

Expenditures	\$2,200,000
--------------	-------------

Since 2022, \$2.2 million of funding for Africatown's Benu shelter with 150 beds serving African American men was funded with Coronavirus Relief Funds that expire in December 2024. This item adds \$2.2 million of ongoing funding to sustain the shelter and bed capacity into future years.

Community Development Block Grant (CDBG) for Homelessness Shelters

Expenditures	\$3,178,870
--------------	-------------

Revenues	\$3,178,870
----------	-------------

For the 2025-2026 Proposed Budget, the administration removed CDBG funds from departments' baselines and reviewed department proposals for use of the federal grant funds for facilities and public services projects.

This item continues \$3,150,000 of CDBG for homeless shelter services. Consistent with prior years, the funding will be included in the City's contract with the King County Regional Homelessness Authority.

Expand Unified Care Team Shelter Referrals to Weekends

Expenditures	\$308,074
--------------	-----------

The Unified Care Team (UCT) coordinates outreach and referrals to shelter for people experiencing homelessness, removes trash and debris from encampments, and restores public spaces. The 2025-2026 Proposed Budget expands services provided by the UCT from 5 to 7 days per week.

This item adds \$308,074 to allow for up to two shelter programs to offer extended intake hours. This would allow the UCT to be able to make referrals to shelter on weekends.

Ongoing Funding for the Unified Care Team Director

Expenditures	\$210,000
--------------	-----------

The Unified Care Team (UCT) coordinates outreach and referrals to shelter for people experiencing homelessness, removes trash and debris from encampments, and restores public spaces. The 2025-2026 Proposed Budget expands services provided by the UCT from 5 to 7 days per week.

This item adds \$210,000 for the UCT Director to oversee the interdepartmental workgroup tasked with resolving encampments and ensuring public spaces are accessible Citywide. In previous years this position was funded on a one-time basis with HSD's base budget.

Unified Care Team Administrative Positions

Expenditures	\$279,070
--------------	-----------

Position Allocation	2.00
---------------------	------

The Unified Care Team (UCT) coordinates outreach and referrals to shelter for people experiencing homelessness,

Human Services Department

removes trash and debris from encampments, and restores public spaces.

This item adds budget and 2 FTE to HSD for positions supporting the Unified Care Team that were previously funded with one-time funding in the Finance and Administrative Services Department budget:

- 1 Admin Spec III that provides high-level program and customer support by receiving, researching and responding to routine inquiries about unauthorized encampments.
- 1 Admin Staff Analyst that develops responses to complex inquiries and complaints regarding unauthorized homeless encampments and the City's homelessness programs and response efforts, supports UCT leadership through communications and proactive community messaging, and identifies recommendations on policy changes.

One Seattle Outreach

Expenditures	\$150,000
--------------	-----------

This item provides ongoing funding for the One Seattle Outreach (OS Outreach) program, currently piloted with one-time resources. OS Outreach is a component of the Downtown Activation Plan (DAP) that aims to engage individuals who are living on the street or otherwise in need of support services.

The goal of the OS Outreach program is to build relationships with people to facilitate connections to resources that improve their stability and well-being. The program works primarily in high-traffic areas of Downtown Seattle, connecting with individuals who face homelessness, substance use issues, struggle with affordability or are otherwise in need of support services.

Align Shelter & Village Lease Budget to Actual Lease Costs

Expenditures	\$(195,055)
--------------	-------------

This item reduces HSD's budget by \$195,055 to align HSD's actual shelter lease budget to actual costs. This reduction does not impact existing homeless shelter programs but instead right-sizes the line item to actual costs.

Reduce Funding for Administration

Expenditures	\$(85,210)
--------------	------------

The General Fund revenue forecast for the City's 2025-2026 Proposed Budget is insufficient to cover all anticipated Citywide costs. General Fund reductions were identified to mitigate this shortfall. This item reduces funding for administration in the City's contract with the with the King County Regional Homelessness Authority (KCRHA) by \$85,210.

Addressing Gun Violence in Schools

Expenditures	\$4,250,000
--------------	-------------

Position Allocation	1.00
---------------------	------

This item adds \$4.25 million to support school-based violence intervention specialists, expand safe passage programs, expand case management for students most impacted by gun violence, and establish a family resource fund for those participating in case management.

Commercial Sexual Exploitation Interventions

Expenditures	\$2,000,000
--------------	-------------

Position Allocation	5.00
---------------------	------

This item adds funding to provide support for survivors of commercial sexual exploitation and sex worker interventions, including providing appropriate community-based support resources and advocates for systems navigation.

Human Services Department

Ongoing Funding for the Third Avenue Project (TAP)

Expenditures	\$1,900,000
--------------	-------------

This item adds ongoing funding to continue the Third Avenue Project (TAP) in 2025. TAP was previously funded on a one-time basis. This program has operated since late 2022 and addresses public safety concerns in the 3rd Avenue community.

Remove Budget for Strategic Advisor for Public Safety Systems Improvement

Expenditures	\$(199,274)
--------------	-------------

This item reduces funding for a Strategic Advisor position budgeted in 2023 for systems improvements supporting HSD's safety portfolio. This position is vacant.

Eliminate General Fund Support for Health Home Program

Expenditures	\$(424,507)
--------------	-------------

This item removes \$424,507 from the Health Home program. The Health Home program, launched in 2017, coordinates care and services for Medicaid beneficiaries who have chronic health conditions. City general funds were included to help launch and stabilize the pilot. In 2024, the program revenue became self-sustaining by meeting their target caseloads, allowing for the removal of general fund support.

Opioid Settlement Fund Appropriation Increase

Expenditures	\$209,801
--------------	-----------

Revenues	\$256,904
----------	-----------

This item increases the Opioid Settlement Fund appropriation in HSD by \$209,803.

It adds \$93,483 in ongoing funding for:

- Administration (\$13.5k)
- Opioid Abatement Council (\$13.5k)
- HSD staffing costs to support Health One, the Seattle Fire Department's Mobile Integrated Health response unit (\$45.5k)
- Contract inflation for Drug User Health Services (\$20.5k)

This item also adds one-time budget of \$116,318 to cover the cost of an FTE in HSD Director's Office to lead public health-related work. The proposed budget change titled "Bargained Annual Wage and Market Wage Increases to Base Budget" central change request adds appropriation of \$47,103 in 2025 and \$62,671 of Opioid Settlement Funds. The revenue for that change is included in this item.

Community Development Block Grant (CDBG) for a Community Facilities Request for Proposal (RFP)

Expenditures	\$1,705,116
--------------	-------------

Revenues	\$1,705,116
----------	-------------

For the 2025-2026 Proposed Budget, the administration removed CDBG funds from departments' baselines and reviewed department proposals for use of the federal grant funds for facilities and public services projects.

This item adds \$1,705,116 of CDBG funds to continue funding for community facilities. HSD plans to establish an annual RFP process where Seattle's human service agencies can apply for capital funding on a predictable cycle that is equitable and transparent.

Human Services Department

Community Development Block Grant (CDBG) for Minor Home Repair

Expenditures	\$500,000
Revenues	\$500,000

For the 2025-2026 Proposed Budget, the administration removed CDBG funds from departments' baselines and reviewed department proposals for use of the federal grant funds for facilities and public services projects.

This item adds \$500,000 of CDBG funds to continue the Minor Home Repair Program that preserves affordable housing and prevents loss of housing units specifically for low-income seniors and people with disabilities.

Eliminate Funding for Legal Counsel for Youth and Children

Expenditures	\$(123,662)
--------------	-------------

This budget item eliminates funding for Legal Counsel for Youth and Children to provide homeless youth free legal assistance. The City of Seattle currently provides approximately half of the overall funding for this program. An estimated 49% of the funding for the program would remain, funded by other funders.

Eliminate Funding for Public Benefits Legal Assistance

Expenditures	\$(49,901)
--------------	------------

This item eliminates funding for a public benefits legal assistance program which provides direct legal representation, advice and counsel to single adults and families who have received an adverse decision regarding denial, termination, reduction or overpayment of state public assistance. HSD funds a small portion (9%) of the overall program. The program is currently run by Solid Ground.

Eliminate Funding for United Way Tax Prep Assistance

Expenditures	\$(100,000)
--------------	-------------

This item removes \$100,000 from HSD's budget that currently funds United Way of King County free tax preparation services for low- and moderate-income households.

Reduce funding to Support Administration for HSD's Youth and Family Empowerment Division

Expenditures	\$(107,420)
--------------	-------------

This item eliminates administrative funding set aside for language access, community engagement and professional development for the Youth and Family Empowerment Division.

Reduce Support for Information and Assistance Community Living Connections

Expenditures	\$(150,000)
--------------	-------------

This item reduces \$150,000 or 9.5% of total funding for Aging and Disability Services' budget for Information and Assistance Community Living Connections which is first point-of-contact call center services that navigate and guide older adults and caregivers to resources and programs that enable them to age in their homes and communities.

Reduction to Youth and Young Adults for Success Portfolio

Expenditures	\$(250,000)
--------------	-------------

This item is a 5% reduction to Supporting Youth and Young Adults for Success portfolio, which funds community agencies to provide preemployment skill building and mentorship. The \$250,000 is currently unallocated in 2024 and the proposed reduction would not impact service levels in 2025.

Human Services Department

Eliminate Funding for Technical Assistance Program for Community Organizations

Expenditures \$(215,000)

This item eliminates funding for technical assistance to a cohort of eight community organizations currently provided by Communities Rise. It does not directly impact human service delivery.

Eliminate General Fund Support for Food System Support & Food Evaluations

Expenditures \$(120,000)

This item eliminates general fund support for food and meals evaluation and community engagement which will reduce HSD's ability to understand program impact and best meet community needs.

Eliminate Unallocated Budget for Community Facilities

Expenditures \$(259,066)

This item eliminates \$259,066 of General Fund in the Community Facilities budget program. This budget has been used to fund community facilities projects in prior years but was unallocated in 2024. The 2025 budget supports \$3.6 million for Community Facilities programs.

Position Reduction to Protection and Advocacy Program Support

Expenditures \$(93,000)

Position Allocation (0.75)

This item reduces \$93,000 and 0.75 FTE from HSD's budget for a Senior Grants and Contract Specialist position in HSD's Aging and Disability Services Division. The position is currently vacant.

Reduce General Fund Support for Aging and Disability Services Case Management

Expenditures \$(1,100,000)

This item reduces Aging and Disability Services Case Management's in-house labor budget by \$1.1 million. The costs will be shifted and funded with Washington State Department of Social and Health Services Title XIX grant funds. HSD will continue to meet its obligation to provide Medicaid case management services to elderly, chronically ill, and disabled persons, who are at risk of institutionalization. This reduction can be absorbed in 2025 and 2026 without impacting service levels.

Reduce Unallocated Preparing Youth for Success Budget

Expenditures \$(70,000)

In 2024, these funds were used as a one-time investment and are unallocated in 2025.

Reduction to Aging Network Discretionary Budget

Expenditures \$(100,000)

This item reduces \$100,000 from HSD's Aging Network discretionary budget. The Aging Network's discretionary budget funds case managers who conduct face-to-face assessments and develop care plans for adults aged 55 and older who are not eligible for Medicaid Long-Term Services. These costs will be shifted and funded with Washington State DSHS Senior Citizen Services Act and Older Americans Act grant funds.

Human Services Department

Remove Budget for Vacant Senior Planning and Development Specialist Position

Expenditures \$(174,524)

Eliminates funding (\$174,524 GF ongoing) for a new Senior Planning and Development Specialist supporting the Youth and Family Empowerment (YFE) Division. The position is vacant.

Reduction to Sweetened Beverage Tax Funding for Culturally Nourishing Foods Programs in 2026

Expenditures -

Due to an ongoing annual reduction of approximately \$1.0 million in Sweetened Beverage Tax (SBT) revenues that was included in the City's August revenue forecast, this item when combined with the item titled "Reduction to Sweetened Beverage Tax Funding for Food Bags for Childcare Providers in 2026" reduces approximately 8% of the department's SBT funding in 2026. SBT revenues and expenditures in 2025 are not impacted with this change.

This item removes \$353,784 in 2026 for Culturally Nourishing Foods which provides contract funding for groceries, meals, transportation, and nutrition education.

Reduction to Sweetened Beverage Tax Funding for Food Bags for Childcare Providers in 2026

Expenditures -

Due to an ongoing annual reduction of approximately \$1.0 million in Sweetened Beverage Tax (SBT) revenues that was included in the City's August revenue forecast, this item, when combined with the item titled "Reduction to Sweetened Beverage Tax Funding for Culturally Nourishing Foods Programs in 2026" reduces approximately 8% of the department's SBT funding in 2026. SBT revenues and expenditures in 2025 are not impacted with this change.

This item reduces \$80,000 in SBT funds in 2026, eliminating HSD funding for produce bags for in-home family childcare providers (aka Farm to Child Care pilot). The produce bags enhance the food already provided through HSD's ongoing Child Care Nutrition Program (CCNP).

Reduce General Fund Support for Federal Grants Management Unit

Expenditures \$(179,690)

This item reduces the general fund support for HSD's Federal Grants Management Unit by \$179,690. HSD will use existing Community Development Block Grant appropriation to cover these costs.

Remove Budget for Vacant Senior Buyer Position

Expenditures \$(104,801)

This item reduces the general fund budget of \$104,801 for a Senior Buyer position in the Human Services Department. The position is vacant.

Shift Budget for Administrative Staff Analyst

Expenditures \$(96,906)

This item reduces \$96,906 of general fund supporting a portion of an Administrative Staff Analyst in the Leadership & Administration Budget Summary Level. HSD has identified other funding in the base budget that can replace the general fund. There is no staffing impact resulting from this change.

Human Services Department

Adjustment to Human Services Fund Revenue Backed Appropriation

Expenditures	\$9,317,074
Revenues	\$9,317,074

This item adds revenue backed budget appropriation of \$9,317,074 in 2025 and \$9,606,354 in 2026 to reflect the anticipated award amounts of over 16 grants HSD will receive and increases to other ongoing revenue sources.

Proposed Technical

Ongoing Changes from Current Year Legislation

Position Allocation	25.00
---------------------	-------

This change includes ongoing position changes resulting from current year legislation in 2024, including the Year End Supplemental Ordinance. It continues:

- 19 full-time positions for the Unified Care Team: 5 Strategic Advisor I positions, acting as Regional Coordinators, and 14 Counselor positions will support the Unified Care Team's geographic approach to outreach with unsheltered individuals connecting them with shelter and other resources.
- 2 full-time positions in the Human Services Department to support HSD's homelessness portfolio: 1 Sr. Grants & Contracts Specialist and 1 Executive Assistant.
- 4 full-time grant funded positions in the Human Services Department: 1 Sr. Grants and Contracts Specialist and 3 Counselor positions. These positions are funded by increased ongoing revenue from the TXIX grant.

Final Adjustments for Standard Cost Changes

Expenditures	\$181,152
Revenues	\$9,724

Citywide technical adjustments made in the proposed phase reflect changes to internal services costs, including rates from the Department of Finance & Administrative Services, Seattle Information Technology Department, Seattle Department of Human Resources, and for healthcare for the department. These adjustments reflect final decisions about these costs made during the Proposed Phase of the budget process.

Internal Position Transfers

Position Allocation	-
---------------------	---

This item transfers positions between multiple budget programs in HSD to correctly align the FTE authority with the location of the budget for the position.

Redirect Budget for Position on Loan to the Mayor's Office

Expenditures	-
--------------	---

This item transfers \$205k of budget from the Promoting Public Health Budget Summary Level to the Leadership and Administration Budget Summary Level for an Operations Manager position on loan to the Mayor's Office.

Transfer AWI Appropriation to Align with Positions

Expenditures	-
--------------	---

This item transfers appropriation added in the change titled "Bargained Annual Wage and Market Wage Increases to Base Budget". This transfer moves budget into the correct Budget Summary Level based to align with HSD positions.

Human Services Department

Transfer Budget for Aging and Disability Services Division Director to Healthy Aging Budget Summary Level

Expenditures -

This item transfers \$217k of budget for the Aging and Disability Services Division director from the Supporting Affordability and Livability Budget Summary Level to the Promoting Healthy Aging Budget Summary Level.

Transfer budget for HSD Homelessness Director

Expenditures -

This item transfers \$235k of budget for the Director of Homelessness from the Leadership & Administration Budget Summary Level to the Addressing Homelessness Budget Summary Level.

Transfer Budget to Align Youth Investment Budget

Expenditures -

This item is a technical adjustment which transfers of \$276k from the Promoting Public Health Budget Summary Level and \$309k from the Supporting Affordability and Livability Budget Summary Level to the Preparing Youth for Success Budget Summary Level for proper alignment of youth investments in HSD's portfolio.

Transfer Crisis Response Team to Seattle Police Department

Expenditures \$(670,105)

This item transfers \$670,105 of General Fund budget in the Supporting Safe Communities BSL to Seattle Police Department. This funding will be utilized for pay for the Crisis Responders hired within SPD as City employees. This work was formerly contracted to a community-based organization, DESC, but has now been moved in-house into SPD.

Reallocate Contract Inflation Added in Error

Expenditures \$(894,844)

This item removes \$894,844 of unallocated funds from HSD's Aging and Disability Services Division's budget that was added erroneously in prior years for contract inflation.

Homelessness Division Budget Realignment

Expenditures -

Revenues -

The 2025-2026 Proposed Budget expands HSD's Homelessness Division by transferring funds from the King County Regional Homelessness Authority (KCRHA) back to the City and growing the existing team of 11 FTEs to 33 FTEs. This was first accomplished in the 2024 supplemental budget and is continued in the Proposed Budget. The Proposed Budget repurposes 1 HSD FTE and adds 21 FTEs to continue HSD's Homelessness Division structure established in 2024. The new structure is required to assume direct oversight of prevention and outreach investments transferred back to the City from the KCRHA and to implement the expansion of Unified Care Team. Base budget is used to fund the additional FTEs, along with increased funding for administration from the Housing Levy.

Within HSD's Addressing Homelessness Budget Summary Level this change:

- Transfers \$7.3 million of budget for outreach from the KCHRA budget program to City Managed Budget Program to fund contracts (\$5.8M) and to fund 14 FTE Counselors (\$1.5M) for the Unified Care Team.
 - Transfers \$2.8 million of budget for prevention from the KCHRA budget program to City Managed Budget Program to for prevention services contracts (\$2.7M) and for contract administration (\$231K).
- Transfers \$1.3M of Housing Levy budget funding from the KCRHA budget program to the City Managed budget program for contracted services.

Human Services Department

Public Health Budget Realignment

Expenditures -

This item is a technical adjustment that centralizes funding for public health related programs in the Human Services Department into the Promoting Public Health Budget Summary Level.

General Fund Budget Adjustment

Expenditures -

This item adjusts the baseline General Fund budget in the Human Services Department to align with department operations. Primary changes impacting budget summary levels include:

- \$770k transfer from the Preparing Youth for Success Budget Summary Level to the Supporting Affordability Budget Summary Level based to align allocation of labor budget in the Youth and Family Empowerment division.
- Reallocation of labor budget and changes to vacancy assumptions in the Safe and Thriving Communities, Leadership and Administration, and Homelessness divisions.

Human Services Fund Budget Adjustment

Expenditures \$(1)

Revenues \$(1)

Adjustment to the Human Services Fund base budget to correct and align the 2025-2026 Proposed Budget with HSD's current allocation of costs for labor, operating, and contracts to revenue sources.

Opioid Settlement Fund Alignment

Expenditures -

Revenues -

This item transfers base Opioid Settlement Fund budget in the Human Services Department to align with implementation in 2025 and 2026. There is no change to the budget summary level.

Fund Balancing Entry for the Human Services Fund

Revenues -

This is a technical item to record a fund balancing entry for the 16200 Human Services Fund, which is primarily managed by the Human Services Department.

Fund Balancing Entry for the Opioid Settlement Fund

Revenues \$4,430

This is a technical item to record a fund balancing entry for the 14510 Opioid Settlement Fund, which is primarily managed by the Human Services Department.

Human Services Department

Expenditure Overview

Appropriations	2023 Actuals	2024 Adopted	2025 Proposed	2026 Proposed
HSD - BO-HS-H1000 - Supporting Affordability and Livability				
00100 - General Fund	13,484,704	16,306,817	15,388,540	16,123,948
00155 - Sweetened Beverage Tax Fund	4,612,765	5,163,474	5,447,516	5,189,622
14000 - Coronavirus Local Fiscal Recovery Fund	180,807	-	-	-
14500 - Payroll Expense Tax	200,000	100,000	4,400	7,532
16200 - Human Services Fund	15,434,567	13,515,016	14,050,967	14,065,016
Total for BSL: BO-HS-H1000	33,912,842	35,085,307	34,891,423	35,386,118
HSD - BO-HS-H2000 - Preparing Youth for Success				
00100 - General Fund	15,053,282	16,571,007	16,358,997	16,928,322
14500 - Payroll Expense Tax	321,816	376,250	392,805	404,589
16200 - Human Services Fund	25,880	100,000	-	-
Total for BSL: BO-HS-H2000	15,400,978	17,047,257	16,751,802	17,332,911
HSD - BO-HS-H3000 - Addressing Homelessness				
00100 - General Fund	68,272,587	109,908,804	113,820,881	120,383,487
12200 - Short-Term Rental Tax Fund	2,895,688	3,700,952	3,863,794	3,979,708
14000 - Coronavirus Local Fiscal Recovery Fund	5,698,402	-	-	-
16200 - Human Services Fund	17,560,377	9,502,932	10,459,966	10,459,725
Total for BSL: BO-HS-H3000	94,427,054	123,112,688	128,144,640	134,822,920
HSD - BO-HS-H4000 - Supporting Safe Communities				
00100 - General Fund	50,825,753	55,836,868	54,173,180	60,092,035
14500 - Payroll Expense Tax	1,398,835	1,505,000	7,721,220	3,518,357
16200 - Human Services Fund	184,014	85,500	30,000	30,000
Total for BSL: BO-HS-H4000	52,408,602	57,427,368	61,924,400	63,640,392
HSD - BO-HS-H5000 - Leadership and Administration				
00100 - General Fund	11,686,208	12,449,869	13,505,709	14,069,335
00155 - Sweetened Beverage Tax Fund	80,403	80,403	110,774	120,811
16200 - Human Services Fund	4,216,611	4,455,166	5,262,931	5,340,212
Total for BSL: BO-HS-H5000	15,983,221	16,985,437	18,879,414	19,530,358
HSD - BO-HS-H6000 - Promoting Healthy Aging				
00100 - General Fund	10,445,294	12,378,092	11,910,991	12,847,904
16200 - Human Services Fund	58,684,747	58,877,066	67,142,526	67,896,210
Total for BSL: BO-HS-H6000	69,130,040	71,255,158	79,053,517	80,744,114

Human Services Department

	2023 Actuals	2024 Adopted	2025 Proposed	2026 Proposed
Appropriations				
HSD - BO-HS-H7000 - Promoting Public Health				
00100 - General Fund	16,319,851	17,899,402	23,115,348	23,795,440
14510 - Opioid Settlement Proceed Fund	-	2,215,547	1,895,229	1,910,847
Total for BSL: BO-HS-H7000	16,319,851	20,114,949	25,010,577	25,706,287
Department Total	297,582,588	341,028,165	364,655,773	377,163,099
Department Full-Time Equivalents Total*	419.75	434.25	466.50	466.50

** FTE totals are provided for informational purposes only. Changes in FTEs resulting from City Council or Human Resources Director actions outside of the budget process may not be detailed here*

Budget Summary by Fund Human Services Department

	2023 Actuals	2024 Adopted	2025 Proposed	2026 Proposed
00100 - General Fund	186,087,678	241,350,860	248,273,645	264,240,471
00155 - Sweetened Beverage Tax Fund	4,693,168	5,243,877	5,558,290	5,310,433
12200 - Short-Term Rental Tax Fund	2,895,688	3,700,952	3,863,794	3,979,708
14000 - Coronavirus Local Fiscal Recovery Fund	5,879,209	-	-	-
14500 - Payroll Expense Tax	1,920,650	1,981,250	8,118,425	3,930,478
14510 - Opioid Settlement Proceed Fund	-	2,215,547	1,895,229	1,910,847
16200 - Human Services Fund	96,106,195	86,535,679	96,946,390	97,791,163
Budget Totals for HSD	297,582,588	341,028,165	364,655,773	377,163,099

Human Services Department

Revenue Overview

2025 Estimated Revenues

Account Code	Account Name	2023 Actuals	2024 Adopted	2025 Proposed	2026 Proposed
331110	Direct Fed Grants	127	-	-	-
333110	Ind Fed Grants	56,084	-	-	-
360900	Miscellaneous Revs-Other Rev	500	-	-	-
Total Revenues for: 00100 - General Fund		56,711	-	-	-
331110	Direct Fed Grants	5,879,209	-	-	-
Total Revenues for: 14000 - Coronavirus Local Fiscal Recovery Fund		5,879,209	-	-	-
360420	Other Judgments & Settlements	-	1,636,045	1,776,631	1,792,199
Total Revenues for: 14510 - Opioid Settlement Proceed Fund		-	1,636,045	1,776,631	1,792,199
400000	Use of/Contribution to Fund Balance	-	579,502	118,598	118,648
Total Resources for: 14510 - Opioid Settlement Proceed Fund		-	2,215,547	1,895,229	1,910,847
350180	Misc Fines & Penalties	100	-	-	-
Total Revenues for: 15210 - Prostituted Children Rescue Fd		100	-	-	-
337080	Other Private Contrib & Dons	1,256	-	-	-
Total Revenues for: 15220 - Community Services Donations		1,256	-	-	-
311010	Real & Personal Property Taxes	669,431	-	-	-
331000	Direct Federal Grants	-	(347,721)	-	-
331110	Direct Fed Grants	18,650,712	6,467,619	9,211,471	9,212,837
333000	Indirect Federal Grants	-	64,253	64,253	64,253
333110	Ind Fed Grants	41,096,249	52,730,760	57,452,381	58,116,962
334010	State Grants	34,016,257	21,363,956	22,437,895	22,441,420
337010	Grants & Contr From Local Govt	1,492,082	1,159,963	1,160,083	1,160,287
341000	General Government	-	46,833	46,833	46,833
341300	Administrative Fees & Charges	-	2,452,449	3,346,374	3,347,173
345020	Zoning & Subdivision Fees	469,039	-	-	-
350180	Misc Fines & Penalties	13,250	-	-	-
360020	Inv Earn-Residual Cash	374,101	-	-	-
360900	Miscellaneous Revs-Other Rev	10,536	-	-	-
397200	Interfund Revenue	2,347,549	2,548,243	3,091,746	3,095,270

Human Services Department

Account Code	Account Name	2023 Actuals	2024 Adopted	2025 Proposed	2026 Proposed
Total Revenues for: 16200 - Human Services Fund		99,139,207	86,486,354	96,811,037	97,485,036
400000	Use of/Contribution to Fund Balance	-	49,326	135,353	306,127
Total Resources for:16200 - Human Services Fund		99,139,207	86,535,680	96,946,390	97,791,163
Total HSD Resources		105,076,482	88,751,227	98,841,619	99,702,010

Appropriations by Budget Summary Level and Program

HSD - BO-HS-H1000 - Supporting Affordability and Livability

The purpose of the Supporting Affordability & Livability Budget Summary Level is to support programs that promote affordability to Seattle residents with low incomes.

Program Expenditures	2023 Actuals	2024 Adopted	2025 Proposed	2026 Proposed
Access to Services	6,013,957	6,606,181	6,741,347	6,895,449
Community Facilities	3,662,922	3,440,034	3,578,675	3,594,308
Emergency Preparedness and Program Administration	-	21,606	-	-
Emergency Preparedness and Program Administration	912,563	700,322	437,109	464,451
Food & Nutrition	23,323,400	24,317,165	24,134,292	24,431,910
Total	33,912,842	35,085,307	34,891,423	35,386,118
Full-time Equivalents Total*	42.35	45.35	49.10	49.10

**FTE totals are provided for informational purposes only. Changes in FTEs resulting from City Council or Human Resources Director actions outside of the budget process may not be detailed here*

The following information summarizes the programs in Supporting Affordability and Livability Budget Summary Level:

Access to Services

The purpose of the Access to Services Program is to provide information and access to community resources that support affordability and livability, including utility payment assistance to low income residents in the City of Seattle.

Expenditures/FTE	2023 Actuals	2024 Adopted	2025 Proposed	2026 Proposed
Access to Services	6,013,957	6,606,181	6,741,347	6,895,449
Full Time Equivalents Total	18.10	18.10	20.13	20.13

Human Services Department

Community Facilities

The purpose of the Community Facilities Program is to support the construction of facilities that are primarily for the benefit of low-income people in Seattle, including childcare facilities.

	2023 Actuals	2024 Adopted	2025 Proposed	2026 Proposed
Expenditures/FTE				
Community Facilities	3,662,922	3,440,034	3,578,675	3,594,308
Full Time Equivalents Total	8.00	9.00	8.50	8.50

Emergency Preparedness and Program Administration

	2023 Actuals	2024 Adopted	2025 Proposed	2026 Proposed
Expenditures/FTE				
Emergency Preparedness and Program Administration	912,563	721,928	437,109	464,451
Full Time Equivalents Total	3.00	3.00	1.00	1.00

Food & Nutrition

The purpose of the Food & Nutrition Program is to provide access to nutritious, affordable, and culturally relevant food and education to children in childcare programs and other settings, older adults, and individuals with low incomes.

	2023 Actuals	2024 Adopted	2025 Proposed	2026 Proposed
Expenditures/FTE				
Food & Nutrition	23,323,400	24,317,165	24,134,292	24,431,910
Full Time Equivalents Total	13.25	15.25	19.47	19.47

HSD - BO-HS-H2000 - Preparing Youth for Success

The purpose of the Preparing Youth for Success Budget Summary Level is to support programs that help youth and young adults develop and succeed.

Program Expenditures	2023 Actuals	2024 Adopted	2025 Proposed	2026 Proposed
Family Support	6,556,242	7,317,788	7,516,343	7,750,862
Safety	-	-	-	-
Youth Development	8,844,736	9,729,470	9,235,459	9,582,049
Total	15,400,978	17,047,257	16,751,802	17,332,911

Human Services Department

Full-time Equivalents Total*	24.65	24.65	19.62	19.62
*FTE totals are provided for informational purposes only. Changes in FTEs resulting from City Council or Human Resources Director actions outside of the budget process may not be detailed here				

The following information summarizes the programs in Preparing Youth for Success Budget Summary Level:

Family Support

The purpose of the Family Support Program is to focus on strengthening and empowering families, through systems navigation support and family management, so that youth in Seattle successfully transition into adulthood.

Expenditures/FTE	2023 Actuals	2024 Adopted	2025 Proposed	2026 Proposed
Family Support	6,556,242	7,317,788	7,516,343	7,750,862
Full Time Equivalents Total	5.80	5.80	4.05	4.05

Safety

The purpose of the Safety Program is to support youth and adults at risk of involvement with the criminal justice system through violence prevention, intervention and re-entry supports to foster successful transitions to adulthood and safe communities.

Expenditures/FTE	2023 Actuals	2024 Adopted	2025 Proposed	2026 Proposed
Safety	-	-	-	-

Youth Development

The purpose of the Youth Development Program is to provide youth with strength-based experiences and employment and training which helps them to become more socially, culturally, emotionally, physically and cognitively competent.

Expenditures/FTE	2023 Actuals	2024 Adopted	2025 Proposed	2026 Proposed
Youth Development	8,844,736	9,729,470	9,235,459	9,582,049
Full Time Equivalents Total	18.85	18.85	15.57	15.57

Human Services Department

HSD - BO-HS-H3000 - Addressing Homelessness

The purpose of the Addressing Homelessness Budget Summary Level is to support programs that provide resources and services to Seattle's low-income and homeless residents to reduce homelessness.

Program Expenditures	2023 Actuals	2024 Adopted	2025 Proposed	2026 Proposed
City-Managed Homelessness Programs	3,615,040	10,129,230	15,836,431	16,358,994
Contract Oversight and Administration	535,014	1,245,052	1,933,069	1,977,603
Homeless Outreach and Provider Ecosystem (HOPE) Team	1,990,519	2,456,936	5,812,963	6,034,925
Homelessness Prevention and Support	-	-	-	-
King County Regional Homelessness Authority	88,286,481	109,281,471	104,562,178	110,451,398
Navigation Team	-	-	-	-
Shelters & Housing	-	-	-	-
Total	94,427,054	123,112,688	128,144,640	134,822,920
Full-time Equivalents Total*	14.00	14.00	40.00	40.00

**FTE totals are provided for informational purposes only. Changes in FTEs resulting from City Council or Human Resources Director actions outside of the budget process may not be detailed here*

The following information summarizes the programs in Addressing Homelessness Budget Summary Level:

City-Managed Homelessness Programs

The purpose of the City-Managed Homelessness Programs Budget Program is to provide funding for homeless services and provider contracts managed directly by the City and not under the purview of the King County Regional Homelessness Authority.

Human Services Department

Expenditures/FTE	2023 Actuals	2024 Adopted	2025 Proposed	2026 Proposed
City-Managed Homelessness Programs	3,615,040	10,129,230	15,836,431	16,358,994
Full Time Equivalents Total	2.00	2.00	-	-

Contract Oversight and Administration

The purpose of the Contract Oversight and Administration budget program is to fund staff responsible for managing contracts and outcomes with the City's homelessness providers, including the City's contract with the King County Regional Homelessness Authority.

Expenditures/FTE	2023 Actuals	2024 Adopted	2025 Proposed	2026 Proposed
Contract Oversight and Administration	535,014	1,245,052	1,933,069	1,977,603
Full Time Equivalents Total	3.00	3.00	8.00	8.00

Unified Care Team

The Unified Care Team (UCT) coordinates outreach and referrals to shelter for people experiencing homelessness, removes trash and debris from encampments, and restores public spaces. HSD's role for the UCT is to coordinate shelter referrals for the Unified Care Team and provide administrative support.

Expenditures/FTE	2023 Actuals	2024 Adopted	2025 Proposed	2026 Proposed
Unified Care Team	1,990,519	2,456,936	5,812,963	6,034,925
Full Time Equivalents Total	9.00	9.00	32.00	32.00

Homelessness Prevention and Support

The purpose of the Homelessness Prevention and Support Program is to provide outreach and support services to homeless individuals and prevention programs which assist those at risk of homelessness so they remain housed. This budget program is no longer in use as of the 2021 Proposed Budget.

Expenditures/FTE	2023 Actuals	2024 Adopted	2025 Proposed	2026 Proposed
Homelessness Prevention and Support	-	-	-	-

Human Services Department

King County Regional Homelessness Authority

The purpose of the King County Regional Homelessness Authority budget program is to provide funding to support the operations and programs of organization responsible for supporting those experiencing homelessness in the Seattle/King County region.

Expenditures/FTE	2023 Actuals	2024 Adopted	2025 Proposed	2026 Proposed
King County Regional Homelessness Authority	88,286,481	109,281,471	104,562,178	110,451,398

Navigation Team

The purpose of the Navigation Team program is to coordinate a response to unauthorized homeless encampments by referring individuals to safe sleeping programs and addressing the environmental issues in the encampment areas. This budget program is no longer in use as of the 2021 proposed budget.

Expenditures/FTE	2023 Actuals	2024 Adopted	2025 Proposed	2026 Proposed
Navigation Team	-	-	-	-

Shelters & Housing

The purpose of the Shelters and Housing Program is to support homeless individuals in moving to permanent housing through temporary safe sleeping spaces and supportive housing programs. This budget program is no longer in use as of the 2021 Proposed Budget.

Expenditures/FTE	2023 Actuals	2024 Adopted	2025 Proposed	2026 Proposed
Shelters & Housing	-	-	-	-

HSD - BO-HS-H4000 - Supporting Safe Communities

The purpose of the Supporting Safe Communities Budget Summary Level is to support programs that help reduce instances of individuals experiencing trauma, violence, and crisis.

Program Expenditures	2023 Actuals	2024 Adopted	2025 Proposed	2026 Proposed
Advocacy	-	-	-	-
Community Safety	33,802,221	36,138,155	38,484,764	39,612,681

Human Services Department

Gender-Based Violence Services	-	473,262	-	-
Gender-Based Violence Services	14,269,663	15,635,082	15,258,811	15,604,696
Prevention & Intervention	-	-	-	-
Safe Communities Division Administration	2,404,055	2,698,693	3,514,874	3,653,372
Support Services	-	-	-	-
Victim Advocacy	1,932,663	2,482,177	4,665,951	4,769,643
Total	52,408,602	57,427,368	61,924,400	63,640,392
Full-time Equivalents Total*	39.50	39.50	45.00	45.00
*FTE totals are provided for informational purposes only. Changes in FTEs resulting from City Council or Human Resources Director actions outside of the budget process may not be detailed here				

The following information summarizes the programs in Supporting Safe Communities Budget Summary Level:

Advocacy

The purpose of the Advocacy Program is to provide survivors of domestic violence and sexual assault with client-centered services to support their safety. This budget program is no longer in use as of the 2021 proposed budget.

Expenditures/FTE	2023 Actuals	2024 Adopted	2025 Proposed	2026 Proposed
Advocacy	-	-	-	-

Community Safety

The purpose of the Community Safety Program is to support youth and adults at risk of involvement with the criminal justice system through violence prevention, intervention and re-entry supports to foster successful transitions to adulthood and safe communities.

Expenditures/FTE	2023 Actuals	2024 Adopted	2025 Proposed	2026 Proposed
Community Safety	33,802,221	36,138,155	38,484,764	39,612,681
Full Time Equivalents Total	4.50	4.50	1.00	1.00

Gender-Based Violence Services

The purpose of the Mayor's Office on Domestic Violence & Sexual Assault (MODVSA) is to support individuals, families, and communities to obtain safety and stability, ensure access to critical services, build community support to end abuse and violence and to hold those that cause harm accountable.

Human Services Department

Expenditures/FTE	2023 Actuals	2024 Adopted	2025 Proposed	2026 Proposed
Gender-Based Violence Services	14,269,663	16,108,344	15,258,811	15,604,696

Prevention & Intervention

The purpose of the Prevention and Intervention Program is to support survivors and those at risk of domestic violence and sexual assault with education and therapeutic services to maintain their safety. This budget program is no longer in use as of the 2021 proposed budget.

Expenditures/FTE	2023 Actuals	2024 Adopted	2025 Proposed	2026 Proposed
Prevention & Intervention	-	-	-	-

Safe Communities Division Administration

The purpose of the Safe Communities Division Administration Program is to provide leadership, contract administration, and strategic planning support for the City's safety work.

Expenditures/FTE	2023 Actuals	2024 Adopted	2025 Proposed	2026 Proposed
Safe Communities Division Administration	2,404,055	2,698,693	3,514,874	3,653,372
Full Time Equivalents Total	17.00	17.00	20.00	20.00

Support Services

The purpose of the Supportive Services Program is to provide services to survivors of domestic violence and sexual assault including shelter, housing, support groups, and legal services. This budget program is no longer in use as of the 2021 proposed budget.

Expenditures/FTE	2023 Actuals	2024 Adopted	2025 Proposed	2026 Proposed
Support Services	-	-	-	-

Victim Advocacy

The purpose of the Victim Advocacy Program is to provide direct support to survivors of gender-based violence through coordination with the Seattle Police Department, legal system navigation, and social services support to maintain their safety.

Human Services Department

	2023	2024	2025	2026
Expenditures/FTE	Actuals	Adopted	Proposed	Proposed
Victim Advocacy	1,932,663	2,482,177	4,665,951	4,769,643
Full Time Equivalents Total	18.00	18.00	24.00	24.00

HSD - BO-HS-H5000 - Leadership and Administration

The purpose of the Leadership & Administration Budget Summary Level is to provide executive, community, financial, human resource, technology, and business support to the Human Services Department.

Program Expenditures	2023	2024	2025	2026
	Actuals	Adopted	Proposed	Proposed
Citywide Indirect Costs	-	-	-	-
Cost Pool	-	-	-	-
Departmental Indirect Costs	16,796,714	16,985,437	18,879,414	19,530,358
Divisional Indirect Costs	10,504,436	-	-	-
Indirect Cost Recovery	(10,477,746)	-	-	-
Paid Time Off	(768,653)	-	-	-
Pooled Benefits	(71,529)	-	-	-
Total	15,983,221	16,985,437	18,879,414	19,530,358
Full-time Equivalents Total*	78.00	78.00	77.50	77.50

**FTE totals are provided for informational purposes only. Changes in FTEs resulting from City Council or Human Resources Director actions outside of the budget process may not be detailed here*

The following information summarizes the programs in Leadership and Administration Budget Summary Level:

Citywide Indirect Costs

The purpose of the Citywide Indirect Costs program is to fund internal services costs originating from outside of the department such as allocated costs from the Department of Finance and Administrative Services and Seattle Information Technology Department.

	2023	2024	2025	2026
Expenditures/FTE	Actuals	Adopted	Proposed	Proposed
Citywide Indirect Costs	-	-	-	-

Cost Pool

	2023	2024	2025	2026
Expenditures/FTE	Actuals	Adopted	Proposed	Proposed
Cost Pool	-	-	-	-

Human Services Department

Departmental Indirect Costs

The purpose of the Departmental Indirect Costs program is to fund costs associated with management of the department. This may include personnel costs related to department leadership and administration or other administrative costs such as external rent and operating supplies or services.

Expenditures/FTE	2023 Actuals	2024 Adopted	2025 Proposed	2026 Proposed
Departmental Indirect Costs	16,796,714	16,985,437	18,879,414	19,530,358
Full Time Equivalents Total	78.00	78.00	77.50	77.50

Divisional Indirect Costs

The purpose of the Divisional Indirect Costs Indirect program is to fund administrative costs generated by sub-departmental units such as costs related to divisional management or training. The Human Services Department budgets all divisional indirect costs within the direct service Budget Summary Level beginning in the 2019 budget.

Expenditures/FTE	2023 Actuals	2024 Adopted	2025 Proposed	2026 Proposed
Divisional Indirect Costs	10,504,436	-	-	-

Indirect Cost Recovery

The purpose of the Indirect Cost Recovery program is to recover costs associated with indirect programs within Leadership and Administrative BSL from the department's direct cost programs. The Human Services Department will be discontinuing allocation of indirect costs to direct services in the 2019 budget.

Expenditures/FTE	2023 Actuals	2024 Adopted	2025 Proposed	2026 Proposed
Indirect Cost Recovery	(10,477,746)	-	-	-

Paid Time Off

Expenditures/FTE	2023 Actuals	2024 Adopted	2025 Proposed	2026 Proposed
Paid Time Off	(768,653)	-	-	-

Human Services Department

Pooled Benefits

The purpose of the Pooled Benefits program is to fund department costs associated with health and dental insurance, workers compensation, and unemployment insurance contributions.

Expenditures/FTE	2023 Actuals	2024 Adopted	2025 Proposed	2026 Proposed
Pooled Benefits	(71,529)	-	-	-

HSD - BO-HS-H6000 - Promoting Healthy Aging

The purpose of the Promoting Healthy Aging Budget Summary Level is to provide programs that improve choice, promote independence, and enhance the quality of life for older people and adults with disabilities.

Program Expenditures	2023 Actuals	2024 Adopted	2025 Proposed	2026 Proposed
Care Coordination	3,323,352	3,370,600	2,577,763	2,677,755
Case Management	46,553,851	53,360,877	58,313,600	58,745,806
Healthy Aging	19,252,838	14,523,681	18,162,154	19,320,553
Total	69,130,040	71,255,158	79,053,517	80,744,114
Full-time Equivalents Total*	227.75	227.75	230.78	230.78

**FTE totals are provided for informational purposes only. Changes in FTEs resulting from City Council or Human Resources Director actions outside of the budget process may not be detailed here*

The following information summarizes the programs in Promoting Healthy Aging Budget Summary Level:

Care Coordination

The purpose of the Care Coordination Program is to support unpaid family caregivers with respite care and other services to enable them to continue caregiving.

Expenditures/FTE	2023 Actuals	2024 Adopted	2025 Proposed	2026 Proposed
Care Coordination	3,323,352	3,370,600	2,577,763	2,677,755
Full Time Equivalents Total	2.31	2.31	11.30	11.30

Case Management

The purpose of the Case Management Program is to support older adults and adults with disabilities with in-home services to enable them to live independently in the community.

Human Services Department

	2023 Actuals	2024 Adopted	2025 Proposed	2026 Proposed
Expenditures/FTE				
Case Management	46,553,851	53,360,877	58,313,600	58,745,806
Full Time Equivalents Total	198.92	198.92	184.93	184.93

Healthy Aging

The purpose of the Healthy Aging Program is to provide older adults with resources and activities that promote social engagement and good health.

	2023 Actuals	2024 Adopted	2025 Proposed	2026 Proposed
Expenditures/FTE				
Healthy Aging	19,252,838	14,523,681	18,162,154	19,320,553
Full Time Equivalents Total	26.52	26.52	34.55	34.55

HSD - BO-HS-H7000 - Promoting Public Health

The purpose of the Promoting Public Health Budget Summary Level is to provide programs that give access to chemical and dependency services and reduce the disparities in health among the Seattle population.

Program Expenditures	2023 Actuals	2024 Adopted	2025 Proposed	2026 Proposed
HIV Management	608,024	1,257,013	672,816	712,185
Physical Health Care	15,711,827	18,857,936	24,337,761	24,994,101
Total	16,319,851	20,114,949	25,010,577	25,706,287
Full-time Equivalents Total*	1.00	5.00	4.50	4.50

**FTE totals are provided for informational purposes only. Changes in FTEs resulting from City Council or Human Resources Director actions outside of the budget process may not be detailed here*

The following information summarizes the programs in Promoting Public Health Budget Summary Level:

HIV Management

The purpose of the HIV Management Program is to support low-income individuals living with HIV with case management services to improve their quality of life and to provide education to prevent HIV transmission.

	2023 Actuals	2024 Adopted	2025 Proposed	2026 Proposed
Expenditures/FTE				
HIV Management	608,024	1,257,013	672,816	712,185

Physical Health Care

Human Services Department

The purpose of the Physical Health Care Program is to improve access to medical care and other health resources to vulnerable populations in Seattle including homeless individuals, families, and adults.

Expenditures/FTE	2023 Actuals	2024 Adopted	2025 Proposed	2026 Proposed
Physical Health Care	15,711,827	18,857,936	24,337,761	24,994,101
Full Time Equivalents Total	1.00	5.00	4.50	4.50

Office for Civil Rights

Derrick Wheeler-Smith, Director

(206) 684-4500

<http://www.seattle.gov/civilrights/>

Department Overview

The Office for Civil Rights (OCR) envisions a city of thriving and powerful communities that fosters shared healing and belonging. The OCR advances civil rights and removes barriers to equity by enforcing illegal discrimination laws in Employment, Housing, Public Places, Fair Contracting, Title VI and ADA Title II in the City of Seattle. We also work to realize the vision of racial equity by leading the City of Seattle's Race and Social Justice Initiative. The Race and Social Justice Initiative (RSJI) is the City of Seattle's long-term commitment to end racism and achieve racial equity in Seattle.

OCR works to achieve equity and advance opportunity in Seattle by:

- developing policies and promoting partnerships to achieve racial equity and social justice;
- enforcing City, state and federal antidiscrimination laws;
- providing free civil rights trainings and technical assistance to businesses and community groups;
- staffing the Seattle Human Rights Commission, Seattle Women's Commission, Seattle Lesbian, Gay, Bisexual, Transgender, and Queer Commission, and the Seattle Disability Commission;
- administering the City of Seattle's Participatory Budgeting process; and
- leading the City's Race and Social Justice Initiative (RSJI). The core focus for RSJI is to eliminate institutional and structural racism within and by the City of Seattle.

Budget Snapshot

	2023 Actuals	2024 Adopted	2025 Proposed	2026 Proposed
Department Support				
General Fund Support	7,660,631	7,986,095	7,863,947	8,185,747
Total Operations	7,660,631	7,986,095	7,863,947	8,185,747
Total Appropriations	7,660,631	7,986,095	7,863,947	8,185,747
Full-Time Equivalents Total*	38.50	38.50	35.00	35.00

** FTE totals are provided for informational purposes only. Changes in FTEs resulting from City Council or Human Resources Director actions outside of the budget process may not be detailed here*

Budget Overview

The City's 2025-2026 Proposed Budget maintains core services for the Office for Civil Rights (OCR). The department will continue to invest in programs for civil rights enforcement and policy analysis, city commissions, and the City's Race and Social Justice Initiative.

The General Fund revenue forecast for the City's 2025-2026 Proposed Budget is insufficient to cover all anticipated Citywide costs. General Fund reductions were identified to mitigate this shortfall. To preserve critical City services due to the General Fund deficit, budget adjustments were made to OCR's grant programs and outreach and engagement programming.

Office for Civil Rights

Incremental Budget Changes

Office for Civil Rights

	Dollars	FTE
2024 Adopted Budget	7,986,095	38.50
Baseline		
Citywide Adjustments for Standard Cost Changes	(5,125)	-
Bargained Annual Wage and Market Wage Increases to Base Budget	646,339	-
Transfer to Create Commissions Division	-	-
Proposed Operating		
Final Adjustments for Standard Cost Changes	(123,362)	-
Grant Programming Adjustment	(550,000)	-
Outreach and Engagement Adjustment	(90,000)	-
Proposed Technical		
Remove Unfunded Title VI Coordinator Position	-	(0.50)
Remove Participatory Budgeting Sunseting Positions	-	(3.00)
General Fund Revenue Adjustment	-	-
General Fund Revenue Adjustment	-	-
Total Incremental Changes	\$(122,148)	(3.50)
Total 2025 Proposed Budget	\$7,863,947	35.00

Description of Incremental Budget Changes

Baseline

Citywide Adjustments for Standard Cost Changes

Expenditures \$(5,125)

Citywide technical adjustments made in the baseline phase reflect changes to internal services costs, including rates from the Department of Finance & Administrative Services, Seattle Information Technology Department, Seattle Department of Human Resources, and for healthcare, retirement, and industrial insurance charges for the department. These adjustments reflect initial assumptions about these costs and inflators early in the budget process.

Bargained Annual Wage and Market Wage Increases to Base Budget

Expenditures \$646,339

This centrally administered change adjusts appropriations to reflect the Annual Wage Increases and Market Adjustments, as outlined in the agreements between the City and the Coalition of Unions or other standalone Unions, for personnel costs included in this department's baseline budget. This includes increases to salary, FICA, Medicare, retirement, overtime and temporary labor.

Office for Civil Rights

Transfer to Create Commissions Division

Expenditures	-
Position Allocation	-

This budget-neutral item transfers budget authority from the Race and Social Justice (RSJI) Division, Policy Division and Leadership and Administration Division to the Commissions Division; this also transfers two Strategic Advisors from the RSJI Division and two Planning and Development Specialists from the Policy Division. The Commissions Division supports the Seattle Human Rights, Seattle Disabilities, Seattle Women's and Seattle LGBTQ Commissions, and performs research and analysis related to commissions' work.

Proposed Operating

Final Adjustments for Standard Cost Changes

Expenditures	\$(123,362)
--------------	-------------

Citywide technical adjustments made in the proposed phase reflect changes to internal services costs, including rates from the Department of Finance & Administrative Services, Seattle Information Technology Department, Seattle Department of Human Resources, and for healthcare for the department. These adjustments reflect final decisions about these costs made during the Proposed Phase of the budget process.

Grant Programming Adjustment

Expenditures	\$(550,000)
--------------	-------------

This item reduces the Collective Network: Community Alternatives to Incarceration and Policing grant program by \$490,000. The program, budgeted at \$516,000, will continue to provide resources for community-based organizations supporting alternatives to addressing harm created by the criminal legal system. Initially funded with one-time resources, each grant cycle has focused on a different theme; past themes include black transgender and gender diverse communities (2021), and community-owned responses to domestic violence (2023).

This item also eliminates dedicated budget for the Racial Equity Fund (\$60,000). The Racial Equity Fund grant program provides small grants for technical assistance and capacity support. OCR has not made any awards the last two years. The Racial Equity Fund strategies and technical support continues under the Collective Network grant program; with each request for proposals, OCR offers technical assistance to all applicants that have an operating budget of \$2 million or less.

Outreach and Engagement Adjustment

Expenditures	\$(90,000)
--------------	------------

The item will decrease by half funding for consultants to engage with higher barrier community members and community organizations that develop programs to address and improve living experiences for such populations; it will also reduce funding for data collection and analysis. OCR will continue to conduct listening sessions with individuals who are unhoused, housing insecure, or may be struggling with substance use to help identify high-barrier communities' needs and priorities and bring them into the policymaking process.

This item also reduces support for Race and Social Justice Initiative-related outreach and events by \$5,000 or one-third; the department may explore partnerships with other departments or sponsorships with private funders.

Office for Civil Rights

Proposed Technical

Remove Unfunded Title VI Coordinator Position

Position Allocation (0.50)

This item removes position authority for a part time Title VI Coordinator position. This position, added in the 2021 Adopted Budget, has remained unfilled and was unfunded in the 2023 Adopted Budget. OCR's Enforcement Division has incorporated Title VI compliance and monitoring related to acceptance of federal funds into its work program.

Remove Participatory Budgeting Sunsetting Positions

Position Allocation (3.00)

OCR's role in the Participatory Budgeting process officially ends effective December 2024. The projects have been identified and the work has transitioned to City departments with projects. This item is a technical change to remove the sunsetting positions.

General Fund Revenue Adjustment

Revenues \$1,000

This is a technical adjustment to capture centrally projected and forecast General Fund revenue increments for this department.

General Fund Revenue Adjustment

Revenues \$89,539

This is a technical adjustment to capture centrally projected and forecast General Fund revenue increments for this department.

Office for Civil Rights

Expenditure Overview

	2023 Actuals	2024 Adopted	2025 Proposed	2026 Proposed
Appropriations				
OCR - BO-CR-X1R00 - Civil Rights				
00100 - General Fund	7,660,631	7,986,095	7,863,947	8,185,747
Total for BSL: BO-CR-X1R00	7,660,631	7,986,095	7,863,947	8,185,747
Department Total	7,660,631	7,986,095	7,863,947	8,185,747
Department Full-Time Equivalents Total*	38.50	38.50	35.00	35.00

** FTE totals are provided for informational purposes only. Changes in FTEs resulting from City Council or Human Resources Director actions outside of the budget process may not be detailed here*

Budget Summary by Fund Office for Civil Rights

	2023 Actuals	2024 Adopted	2025 Proposed	2026 Proposed
00100 - General Fund	7,660,631	7,986,095	7,863,947	8,185,747
Budget Totals for OCR	7,660,631	7,986,095	7,863,947	8,185,747

Revenue Overview

2025 Estimated Revenues

Account Code	Account Name	2023 Actuals	2024 Adopted	2025 Proposed	2026 Proposed
341900	General Government-Other Rev	700,159	784,797	874,336	921,966
360590	Program Income	22,200	19,100	20,100	20,100
Total Revenues for: 00100 - General Fund		722,359	803,897	894,436	942,066
Total OCR Resources		722,359	803,897	894,436	942,066

Office for Civil Rights

Appropriations by Budget Summary Level and Program

OCR - BO-CR-X1R00 - Civil Rights

The purpose of the Civil Rights Budget Summary Level is to encourage and promote equal access and opportunity, diverse participation, and social and economic equity in Seattle. OCR works to eliminate discrimination in employment, housing, public accommodations, contracting, and lending in Seattle through enforcement, and policy and outreach activities. In addition, OCR is responsible for directing the Race and Social Justice Initiative, which leads other City departments to design and implement programs that help eliminate institutionalized racism.

Program Expenditures	2023 Actuals	2024 Adopted	2025 Proposed	2026 Proposed
Civil Rights Enforcement	1,684,896	1,775,945	1,966,067	2,064,174
Commissions	553,612	-	595,467	595,467
Community Investments	1,681,154	1,080,000	530,000	510,000
Leadership and Administration	2,424,085	2,130,228	2,192,749	2,294,763
Policy	543,586	1,410,544	1,161,321	1,228,871
RSJI	773,298	1,589,377	1,418,342	1,492,471
Total	7,660,631	7,986,095	7,863,947	8,185,747
Full-time Equivalents Total*	38.50	38.50	35.00	35.00

**FTE totals are provided for informational purposes only. Changes in FTEs resulting from City Council or Human Resources Director actions outside of the budget process may not be detailed here*

The following information summarizes the programs in Civil Rights Budget Summary Level:

Civil Rights Enforcement

Expenditures/FTE	2023 Actuals	2024 Adopted	2025 Proposed	2026 Proposed
Civil Rights Enforcement	1,684,896	1,775,945	1,966,067	2,064,174
Full Time Equivalents Total	14.50	14.50	14.00	14.00

Commissions

Expenditures/FTE	2023 Actuals	2024 Adopted	2025 Proposed	2026 Proposed
Commissions	553,612	-	595,467	595,467
Full Time Equivalents Total	-	-	4.00	4.00

Community Investments

Expenditures/FTE	2023 Actuals	2024 Adopted	2025 Proposed	2026 Proposed
Community Investments	1,681,154	1,080,000	530,000	510,000
Full Time Equivalents Total	-	3.00	-	-

Office for Civil Rights

Leadership and Administration

	2023	2024	2025	2026
Expenditures/FTE	Actuals	Adopted	Proposed	Proposed
Leadership and Administration	2,424,085	2,130,228	2,192,749	2,294,763
Full Time Equivalents Total	5.00	5.00	5.00	5.00

Policy

	2023	2024	2025	2026
Expenditures/FTE	Actuals	Adopted	Proposed	Proposed
Policy	543,586	1,410,544	1,161,321	1,228,871
Full Time Equivalents Total	8.00	8.00	6.00	6.00

RSJI

	2023	2024	2025	2026
Expenditures/FTE	Actuals	Adopted	Proposed	Proposed
RSJI	773,298	1,589,377	1,418,342	1,492,471
Full Time Equivalents Total	8.00	8.00	6.00	6.00

Seattle Department of Construction and Inspections

Nathan Torgelson, Director

(206) 684-8600

<http://www.seattle.gov/sdci>

Department Overview

The Seattle Department of Construction and Inspections (SDCI) administers City ordinances regulating building construction, the use of land, and housing. It supports key City priorities, including delivering essential City services and building safer, more just communities.

SDCI is responsible for developing and enforcing policies and codes related to public safety, environmental protection, land use, construction and rental housing, including:

- Economic Displacement Relocation Assistance (EDRA) program
- Environmentally Critical Areas Ordinance (ECA)
- Housing and Building Maintenance Code (HBMC)
- Just Cause Eviction Ordinance
- Rental Registration and Inspection Ordinance (RRIO)
- Seattle Building and Residential Codes
- Seattle Condominium and Cooperative Conversion Ordinances
- Seattle Electrical Code
- Seattle Energy Code
- Seattle Grading Code
- Seattle Land Use Code
- Seattle Mechanical Code
- Seattle Noise Ordinance
- Seattle Rental Agreement Regulation Ordinance
- Seattle Shoreline Master Program (SSMP)
- Seattle Tenant Relocation Assistance Ordinance (TRAO)
- Seattle Tree Protection Ordinance
- State Environmental Policy Act (SEPA)
- Stormwater Code
- Side Sewer Code
- Tree Service Provider Registry

SDCI reviews land use and construction-related permits, annually approving more than 55,000 permits and performing approximately 240,000 on-site and 10,000 virtual inspections. SDCI's work includes permit review and community involvement with Master Use Permits (MUPs); shoreline permits and design review; review and approval of permits for construction, mechanical systems, site development, elevators, electrical installation, boilers, furnaces, refrigeration, signs and billboards; field inspections for all construction and trade-related permits; annual maintenance inspections of boilers, elevators, and refrigeration equipment; and home seismic retrofits.

SDCI also enforces compliance with the codes and handles approximately 40,000 contacts per year at the Code Compliance Complaint Center.

SDCI operations are funded by a variety of fees and General Fund resources. SDCI must demonstrate that its fees are set to recover no more than the cost of related services. To provide this accountability, SDCI uses cost accounting to measure the full cost of its programs. Each program is allocated a share of departmental administration and other overhead costs to calculate the revenue requirements of the program.

Seattle Department of Construction and Inspections

Budget Snapshot

	2023 Actuals	2024 Adopted	2025 Proposed	2026 Proposed
Department Support				
General Fund Support	10,546,772	11,260,101	8,347,090	8,738,640
Other Funding - Operating	95,853,891	106,407,282	113,063,352	118,207,763
Total Operations	106,400,664	117,667,383	121,410,442	126,946,403
Total Appropriations	106,400,664	117,667,383	121,410,442	126,946,403

Full-Time Equivalents Total*	474.00	482.00	451.00	451.00
------------------------------	--------	--------	--------	--------

* FTE totals are provided for informational purposes only. Changes in FTEs resulting from City Council or Human Resources Director actions outside of the budget process may not be detailed here

Budget Overview

Building permitting volume has changed since the end of the 2010s, when permitting volumes and valuations reached record levels. An uncertain economic climate and higher interest rates have dampened development nationwide. The City of Seattle continues to see steady permitting activity for smaller projects; however, building valuations have decreased. In addition, regulatory changes at the state and local level have impacted permitting applications and permitting revenues. The number of Master Use Permit (MUP) applications are substantially decreasing due to State and Local exemptions from Design Review and SEPA review. The 2024 projected MUP application volumes are expected to be 65% lower than 2019 levels. In addition, construction permit applications are projected to be 20% lower across the same period.

Through August 2024, the Seattle Department of Construction and Inspections (SDCI) generated \$1.7 billion in intake valuation and has issued permits totaling \$1.7 billion in project valuation. SDCI anticipates an additional \$1.5 billion in intake valuation for the rest of 2024.

Except for Code Compliance and Land Use Code Development, SDCI is primarily fee supported and its fees and charges are necessary to fund its permitting and inspections operations. Per state law and Seattle Municipal Code, all fees collected by SDCI for processing and inspecting permits are used for that purpose, and the fee structure is established accordingly.

Due to declining permitting activity and revenues in SDCI's Construction and Inspections Fund, the 2025-2026 Proposed Budget sunsets 20 positions earlier than previously planned and defunds an additional 9 positions to align the budget with the volume of anticipated work. The Mayor's budget proposal includes a 6.5% annual inflationary fee adjustment so that fees recover the costs of permitting and inspections. Proposed budget legislation also includes an increase in value-based building development plan review and permit fees and an increase in permit and inspection certificate fees for boilers, pressure vessels, and elevator equipment.

The proposed budget maintains core services for the Seattle Department of Construction and Inspections and continues to fund tenant services, rental assistance payments and eviction defense. SDCI will also continue staffing the code compliance complaint center, responding to reports of vacant buildings, and developing policies to help unreinforced masonry buildings survive the next earthquake.

The General Fund revenue forecast for the City's 2025-2026 Proposed Budget is insufficient to cover all anticipated Citywide costs. General Fund reductions were identified to mitigate this shortfall. To preserve critical City services in a context of less General Fund, budget adjustments were made in the following areas:

Seattle Department of Construction and Inspections

- The tenant services budget is reduced by \$811,000 and the remaining \$1.76 million budget is shifting from General Fund to the Payroll Expense Tax. A portion of this budget will be used for rental assistance payments.
- A General Fund electrical contractor enforcement position is being shifted to permit fees to align with the current scope of the position.
- A vacant position that was added in the 2024 Adopted Budget is removed.
- Several items that are currently funded with General Fund are being shifted to eligible permit fees for various reasons.

Seattle Department of Construction and Inspections

Incremental Budget Changes

Seattle Department of Construction and Inspections

	Dollars	FTE
2024 Adopted Budget	117,667,383	482.00
Baseline		
Bargained Annual Wage and Market Wage Increases to Base Budget	10,730,642	-
Citywide Adjustments for Standard Cost Changes	3,120,373	-
2025 Baseline Adjustment to Remove One-Time Items	(1,905,895)	-
2025 Baseline Adjustment to Correct Budget Program and Account	-	-
Proposed Operating		
Staffing Changes	(5,016,775)	(20.00)
2025-2026 Fee Legislation Revenue Change	-	-
Reduce Tenant Services Funding and Shift Remaining Funding to Payroll Tax	(811,000)	-
Shift Funding for Electrical Contractor Enforcement Position	-	-
Remove Vacant Position Added in 2024 Budget	(158,775)	(1.00)
Transition URM Program Manager to Fees	-	-
Align Code Compliance Director Funding with Current Duties	-	-
Change Funding Source for Non-Billable Costs	-	-
Transfer Side Sewer Program to SPU	(2,572,093)	(10.00)
Oracle Enterprise Management Migration	615,367	-
Organizational Redesign in Response to Permitting Audit	-	-
Proposed Technical		
Overhead Technical Adjustment	1,083,098	-
Stratification of the Permit Process Leader Classification	79,522	-
Inflationary Adjustment	10,086	-
Final Adjustments for Standard Cost Changes	(1,431,491)	-
Construction and Inspections Fund 2024 Revenue Adjustments	-	-
General Fund Revenue Adjustment	-	-
Fund Balancing Entry	-	-
Total Incremental Changes	\$3,743,059	(31.00)
Total 2025 Proposed Budget	\$121,410,442	451.00

Seattle Department of Construction and Inspections

Description of Incremental Budget Changes

Baseline

Bargained Annual Wage and Market Wage Increases to Base Budget

Expenditures \$10,730,642

This centrally administered change adjusts appropriations to reflect the Annual Wage Increases and Market Adjustments, as outlined in the agreements between the City and the Coalition of Unions or other standalone Unions, for personnel costs included in this department's baseline budget. This includes increases to salary, FICA, Medicare, retirement, overtime and temporary labor.

Citywide Adjustments for Standard Cost Changes

Expenditures \$3,120,373

Citywide technical adjustments made in the baseline phase reflect changes to internal services costs, including rates from the Department of Finance & Administrative Services, Seattle Information Technology Department, Seattle Department of Human Resources, and for healthcare, retirement, and industrial insurance charges for the department. These adjustments reflect initial assumptions about these costs and inflators early in the budget process.

2025 Baseline Adjustment to Remove One-Time Items

Expenditures \$(1,905,895)

This item includes budget adjustments to eliminate one-time changes in the 2024 Adopted Budget. These items include: removal of \$1 million for rental assistance; removal of \$50,000 to convene a tenant workgroup; removal of \$605,423 for workspace planning; removal of \$204,000 for a green buildings consultant; and removal of \$46,472 one-time IT and fleet costs associated with positions added in the 2024 Adopted Budget. This item also makes a budget-neutral change that shifts \$455,000 of costs for tenant services contracts from the Payroll Expense Tax Fund to the General Fund. The net impact of these changes is a \$595,000 reduction to the General Fund, a \$455,000 reduction to the Payroll Expense Tax Fund, and an \$855,895 reduction in the Construction and Inspections Fund.

2025 Baseline Adjustment to Correct Budget Program and Account

Expenditures -

This budget-neutral action adjusts SDCI's budget into the correct program and account codes.

Proposed Operating

Staffing Changes

Expenditures \$(5,016,775)

Position Allocation (20.00)

This item decreases appropriation authority by \$5,016,775 in 2025 and \$5,194,856 in 2026 due to changes in the regulatory environment and a decline in permitting activity. SDCI will sunset 20 positions in early 2025 that had been scheduled to sunset at the end of 2025. This item also reduces the appropriations for nine regular ongoing positions; however, SDCI is maintaining the associated position authority to facilitate rapid future staffing increases in the event of an increase in building permitting activity. These positions are all funded by building and land use revenues in the Construction and Inspections Fund.

Seattle Department of Construction and Inspections

2025-2026 Fee Legislation Revenue Change

Revenues \$7,598,200

This action aligns revenues in SDCI's 2025-2026 Proposed Budget with SDCI's proposed fee bills. The fee proposal revises most of SDCI's fees and charges beginning on January 1, 2025 and again on January 1, 2026. These fee revisions include an annual inflationary adjustment of 6.5% in order to bring fees closer to a rate that recovers the costs of permitting work. The fee proposal also includes an increase in value-based building development plan review and permit fees, technical and language changes, and an increase in permit and inspection certificate fees for boilers, pressure vessels, and elevator equipment. In 2026, the anticipated revenue increase is \$8,885,239.

Reduce Tenant Services Funding and Shift Remaining Funding to Payroll Tax

Expenditures \$(811,000)

The General Fund revenue forecast for the City's 2025-2026 Proposed Budget is insufficient to cover all anticipated Citywide costs. General Fund reductions were identified to mitigate this shortfall. This item reduces the General Fund tenant services budget by \$811,000 and shifts the remaining \$1,758,015 tenant services budget from General Fund to Payroll Expense Tax. The proposed budget allocates \$133 million in Payroll Expense Tax proceeds in 2025 to support housing. The payroll tax will be used to continue support for tenant services and eviction legal defense contracts and this budget includes \$527,000 for rental assistance payments.

Shift Funding for Electrical Contractor Enforcement Position

Expenditures -

The General Fund revenue forecast for the City's 2025-2026 Proposed Budget is insufficient to cover all anticipated Citywide costs. General Fund reductions were identified to mitigate this shortfall. This action shifts \$241,041 in 2025 and \$252,375 in 2026 from the General Fund to the Construction and Inspections Fund. This Senior Electrical Inspector position was originally added by Council in 2020 and funded with General Fund with the intent that the position would issue fines and penalties. However, this position's work has evolved to be a collaborator with the State in identifying issues with electrical contractors at job sites. SDCI will continue this valuable work by shifting the funding from General Fund to Electrical Permit fees because the work is assisting enforcement at job sites with active electrical permits.

Remove Vacant Position Added in 2024 Budget

Expenditures \$(158,775)

Position Allocation (1.00)

The General Fund revenue forecast for the City's 2025-2026 Proposed Budget is insufficient to cover all anticipated Citywide costs. General Fund reductions were identified to mitigate this shortfall. This action reduces General Fund appropriation authority by removing a vacant Code Compliance Analyst position. This position was added in the 2024 Adopted Budget and was intended to support the Economic Displacement Relocation Assistance (EDRA) program, but the position was never filled. The result is a General Fund decrease of \$158,775 in 2025 and \$165,126 in 2026.

Transition URM Program Manager to Fees

Expenditures -

This item completes a funding transition for the Unreinforced Masonry (URM) Program Manager. When this position was added to SDCI's 2022 Adopted Budget, the plan was to gradually transition funding from General Fund to permit fees as the URM program matures. Therefore, this item shifts \$162,719 in 2025 and \$170,817 in 2026.

Seattle Department of Construction and Inspections

Align Code Compliance Director Funding with Current Duties

Expenditures -

This action shifts \$104,025 in 2025 and \$108,186 in 2026 from the General Fund to the Construction and Inspections Fund by aligning the Compliance Director's labor costs to reflect the nature of the position and currently performed executive duties. Furthermore, this change ensures that all of SDCI's positions at the Director level are funded consistently within the department.

Change Funding Source for Non-Billable Costs

Expenditures -

This item shifts \$61,010 in 2025 and \$63,879 in 2026 from the General Fund to the Construction and Inspections Fund by shifting non-billable licensing and inspections work from General Fund to permit and license fees. In addition, this action shifts \$269,669 in 2025 and \$306,628 in 2026 from the General Fund to the Construction and Inspections Fund by realigning the budget due to a departmental reorganization. This shift occurs because the Public Resource Center is transferring from the Land Use Services BSL to the new Customer Success BSL.

Transfer Side Sewer Program to SPU

Expenditures	\$(2,572,093)
Revenues	\$(2,671,759)
Position Allocation	(10.00)

This item reduces SDCI's position authority by 10 full-time employees. These positions are being transferred to Seattle Public Utilities (SPU) for the Side Sewer Program; thus, the appropriation authority associated with these 10 employees and the anticipated revenues from the work they perform are also being adjusted. SDCI has been performing this work for SPU due to a service level agreement which has been in effect since 2003 but is going to sunset in 2025. This change is intended to promote consistent interpretation, application, and enforcement of the side sewer code. It is also expected to ensure protection of SPU drainage and wastewater infrastructure. For additional information, please consult the SPU section of the proposed budget.

Oracle Enterprise Management Migration

Expenditures \$615,367

Seattle IT is planning to upgrade or migrate its two Oracle Enterprise Content Management (ECM) platforms to the cloud. This project is mandatory and is driven by the upcoming end of support for the current technology stack and software in December 2026. Multiple departments, including SDCI, are funding this item in Seattle IT. This one-time item increases SDCI's appropriation authority by \$615,367 in 2025 and \$900,208 in 2026. This item is funded by permit fees in SDCI's Construction and Inspections Fund.

Organizational Redesign in Response to Permitting Audit

Expenditures	-
Position Allocation	-

This budget-neutral action transfers existing appropriation authority and positions and creates new Budget Summary Levels (BSLs), Programs, and Master Projects. The existing appropriation authority and positions in Land Use Services and Permit Services are transferring into two newly created BSLs: Land Use and Engineering and Customer Success. In addition, the existing appropriation authority and positions in the Process Improvements & Technology BSL is transferring to two newly created BSLs: Process Improvements and Technology Investments. This action is necessary to implement a department-wide organizational redesign in response to the City's 2023 permitting audit.

Proposed Technical

Seattle Department of Construction and Inspections

Overhead Technical Adjustment

Expenditures \$1,083,098

This action adjusts the distribution of indirect overheard expenses across programs in SDCI. This adjustment is necessary to account for proposed budget changes and organizational redesign in multiple budget programs. The adjustment is also necessary to redistribute central cost adjustments and indirect overhead across SDCI programs in response to proposed changes throughout the department. This item decreases 2025 General Fund appropriations by \$141,504 and \$149,870 in 2026; it also increases Construction and Inspection Fund appropriations by \$1,224,602 in 2025 and \$1,232,968 in 2026.

Stratification of the Permit Process Leader Classification

Expenditures \$79,522

Position Allocation -

This technical adjustment accounts for increased labor costs due to the stratification of the Permit Process Leader (PPL) title that was approved by Council in Ordinance 127960 (the fourth quarter 2023 employment ordinance). Seattle Department of Human Resources (SDHR) facilitated the adjustments in response to SDCI's request for the stratification of the PPL title to a series. This appropriation increase is entirely within SDCI's Construction and Inspections Fund.

Inflationary Adjustment

Expenditures \$10,086

This technical item provides a 3.5% inflationary adjustment for staffing costs funded by the Unrestricted Cumulative Reserve Fund. These costs are associated with the Tenant Relocation Assistance Ordinance. The inflationary increase in 2026 is \$15,396.

Final Adjustments for Standard Cost Changes

Expenditures \$(1,431,491)

Citywide technical adjustments made in the proposed phase reflect changes to internal services costs, including rates from the Department of Finance & Administrative Services, Seattle Information Technology Department, Seattle Department of Human Resources, and for healthcare for the department. These adjustments reflect final decisions about these costs made during the Proposed Phase of the budget process.

Construction and Inspections Fund 2024 Revenue Adjustments

Revenues \$6,719,043

This item adjusts Construction and Inspections Fund revenues to align with the current 2025 and 2026 revenue forecast. This item does not include revenue changes associated with SDCI's fee changes for 2025-2026 Fee Legislation.

General Fund Revenue Adjustment

Revenues \$85,000

This technical adjustment increases penalty fee revenue going to the General Fund based on actual revenues received in 2023.

Fund Balancing Entry

Seattle Department of Construction and Inspections

Revenues \$(6,302,516)

This item is a technical adjustment to balance revenues and expenditures for fund 48100, the Construction and Inspections Fund, which is managed by SDCI.

Expenditure Overview

Appropriations	2023 Actuals	2024 Adopted	2025 Proposed	2026 Proposed
SDCI - BO-CI-U2000 - Land Use & Engineering Services				
48100 - Construction and Inspections	-	-	43,769,144	45,056,784
Total for BSL: BO-CI-U2000	-	-	43,769,144	45,056,784
SDCI - BO-CI-U2100 - Customer Success				
00100 - General Fund	-	-	84,147	56,497
48100 - Construction and Inspections	-	-	12,109,283	12,411,276
Total for BSL: BO-CI-U2100	-	-	12,193,430	12,467,773
SDCI - BO-CI-U2200 - Land Use Services				
00100 - General Fund	202,989	306,908	-	-
48100 - Construction and Inspections	22,648,207	26,115,542	-	-
Total for BSL: BO-CI-U2200	22,851,196	26,422,449	-	-
SDCI - BO-CI-U2300 - Permit Services				
48100 - Construction and Inspections	27,343,424	31,556,870	-	-
Total for BSL: BO-CI-U2300	27,343,424	31,556,870	-	-
SDCI - BO-CI-U23A0 - Inspections				
00100 - General Fund	179,992	259,613	-	-
48100 - Construction and Inspections	29,606,813	31,716,426	34,010,816	35,656,151
Total for BSL: BO-CI-U23A0	29,786,805	31,976,039	34,010,816	35,656,151
SDCI - BO-CI-U2400 - Compliance				
00100 - General Fund	8,915,941	9,544,732	7,118,521	7,478,656
00164 - Unrestricted Cumulative Reserve Fund	141,613	141,613	151,699	157,009
14500 - Payroll Expense Tax	455,985	455,000	1,758,015	1,758,015
30010 - REET I Capital Fund	268,370	360,000	360,000	360,000
48100 - Construction and Inspections	4,885,806	5,498,876	6,247,718	6,537,684

Seattle Department of Construction and Inspections

Total for BSL: BO- CI-U2400	14,667,714	16,000,221	15,635,953	16,291,364
--------------------------------	------------	------------	------------	------------

Seattle Department of Construction and Inspections

SDCI - BO-CI-U2500 - Leadership and Administration

48100 - Construction and Inspections	-	(30,288)	-	552,382
Total for BSL: BO-CI-U2500	-	(30,288)	-	552,382

SDCI - BO-CI-U2600 - Government Policy, Safety & Support

00100 - General Fund	1,247,851	1,148,848	1,144,422	1,203,487
48100 - Construction and Inspections	1,391,072	1,516,636	1,764,283	1,846,164
Total for BSL: BO-CI-U2600	2,638,924	2,665,484	2,908,704	3,049,651

SDCI - BO-CI-U2700 - Process Improvements

48100 - Construction and Inspections	-	-	4,195,089	4,320,396
Total for BSL: BO-CI-U2700	-	-	4,195,089	4,320,396

SDCI - BO-CI-U2800 - Process Improvements & Technology

48100 - Construction and Inspections	9,112,601	9,076,608	-	-
Total for BSL: BO-CI-U2800	9,112,601	9,076,608	-	-

SDCI - BO-CI-U2900 - Technology Investments

48100 - Construction and Inspections	-	-	8,697,306	9,551,903
Total for BSL: BO-CI-U2900	-	-	8,697,306	9,551,903

Department Total	106,400,664	117,667,383	121,410,442	126,946,403
-------------------------	--------------------	--------------------	--------------------	--------------------

Department Full-Time Equivalents Total*	474.00	482.00	451.00	451.00
--	---------------	---------------	---------------	---------------

* FTE totals are provided for informational purposes only. Changes in FTEs resulting from City Council or Human Resources Director actions outside of the budget process may not be detailed here

Budget Summary by Fund Seattle Department of Construction and Inspections

	2023 Actuals	2024 Adopted	2025 Proposed	2026 Proposed
00100 - General Fund	10,546,772	11,260,101	8,347,090	8,738,640
00164 - Unrestricted Cumulative Reserve Fund	141,613	141,613	151,699	157,009

Seattle Department of Construction and Inspections

14500 - Payroll Expense Tax	455,985	455,000	1,758,015	1,758,015
30010 - REET I Capital Fund	268,370	360,000	360,000	360,000
48100 - Construction and Inspections	94,987,924	105,450,670	110,793,638	115,932,739
Budget Totals for SDCI	106,400,664	117,667,383	121,410,442	126,946,403

Seattle Department of Construction and Inspections

Revenue Overview

2025 Estimated Revenues

Account Code	Account Name	2023 Actuals	2024 Adopted	2025 Proposed	2026 Proposed
334010	State Grants	42,102	-	-	-
341900	General Government- Other Rev	4,234	-	5,000	5,000
343300	Abatement Charges	-	50,000	-	-
350020	Fines/Forfeits-Non-Pkg Infract	170,396	340,000	170,000	170,000
350180	Misc Fines & Penalties	325,701	-	300,000	300,000
Total Revenues for: 00100 - General Fund		542,432	390,000	475,000	475,000
321900	Bus Lic&Perm-Other	71,128	-	-	-
322010	Nonbus Lic&Perm- Bldngs&Strc	39,389,243	34,515,794	47,265,706	50,144,322
322020	Nonbus Lic&Perm- Refrigerati	1,149,355	1,498,315	1,296,791	1,381,083
322030	Nonbus Lic&Perm-Use	7,478,939	9,328,690	6,727,055	7,516,838
322050	Nonbus Lic&Perm- Electrical	9,101,280	8,884,716	9,173,769	9,934,832
322060	Nonbus Lic&Perm-Sign	498,322	505,376	530,713	565,209
322070	Nonbus Lic&Perm-Boiler	1,504,421	1,646,134	1,793,832	2,179,506
322080	Nonbus Lic&Perm- Elevator	5,035,061	5,878,401	6,208,768	6,987,485
322090	Nonbus Lic&Perm-Furn & Oil	513,773	-	-	-
322270	Nonbus Lic&Perm-Energy	500,000	-	-	-
322900	Nonbus Lic&Perm-Other	3,025,546	-	-	-
341050	Word Proc/Printing/Dupl Svcs	452	-	-	-
341090	Sales Of Merchandise	3,421	-	-	-
341190	Personnel Service Fees	475	-	-	-
341900	General Government- Other Rev	298,252	6,796,344	6,123,678	6,200,534
342070	Condominium Conversion Fees	3,150	-	-	-
342080	Vacant Building Inspect Fees	285,088	-	-	-
342100	Rental Housing Regist Fees	3,169,374	2,742,325	3,596,318	3,095,136
343180	Drainage Permit Fees	4,150,151	4,527,459	5,886,577	6,719,078
343300	Abatement Charges	309,194	-	-	-

Seattle Department of Construction and Inspections

343310	Recoveries	3,086,931	2,671,759	-	-
344900	Transportation-Other Rev	379,393	438,677	381,489	406,286
350190	Nsf Check Fees	210	-	-	-
360020	Inv Earn-Residual Cash	-	1,176,338	3,271,117	3,271,117
360360	Sponsorship And Royalties	283	-	-	-
360900	Miscellaneous Revs- Other Rev	3,271,117	8,064,477	8,064,477	8,064,477
Total Revenues for: 48100 - Construction and Inspections		83,224,558	88,674,806	100,320,290	106,465,902
400000	Use of/Contribution to Fund Balance	-	16,775,864	10,473,348	9,466,837
Account Code	Account Name	2023 Actuals	2024 Adopted	2025 Proposed	2026 Proposed
Total Resources for:48100 - Construction and Inspections		83,224,558	105,450,670	110,793,638	115,932,739
Total SDCI Resources		83,766,990	105,840,670	111,268,638	116,407,739

Seattle Department of Construction and Inspections

Appropriations by Budget Summary Level and Program

SDCI - BO-CI-U2000 - Land Use & Engineering Services

The purpose of the Land Use & Engineering Services Budget Summary Level is to provide a comprehensive review of development plans and to process land use and building permits.

Program Expenditures	2023 Actuals	2024 Adopted	2025 Proposed	2026 Proposed
Land Use	-	-	6,066,801	6,293,979
Land Use & Engineering Services CBA	-	-	3,923,387	3,923,387
Permit & Engineering	-	-	33,778,956	34,839,418
Total	-	-	43,769,144	45,056,784
Full-time Equivalents Total*	-	-	137.00	137.00

**FTE totals are provided for informational purposes only. Changes in FTEs resulting from City Council or Human Resources Director actions outside of the budget process may not be detailed here*

The following information summarizes the programs in Land Use & Engineering Services Budget Summary Level:

Land Use

The purpose of the Land Use Program is to provide discretionary permit review for Master Use Permits and advise on land use policy and technical matters for all permit reviews.

Expenditures/FTE	2023 Actuals	2024 Adopted	2025 Proposed	2026 Proposed
Land Use	-	-	6,066,801	6,293,979
Full Time Equivalents Total	-	-	31.00	31.00

Land Use & Engineering Services CBA

The purpose of the Land Use & Engineering Services CBA Program is to display the amount of unallocated Contingent Budget Authority (CBA) in the Land Use & Engineering Services BSL that has not been accessed. In contrast, CBA that is accessed is appropriated in the programs in which it will be spent.

Expenditures/FTE	2023 Actuals	2024 Adopted	2025 Proposed	2026 Proposed
Land Use & Engineering Services CBA	-	-	3,923,387	3,923,387

Seattle Department of Construction and Inspections

Permit & Engineering

The purpose of the Permit & Engineering Program is to manage the land use and construction permit review process, facilitate the review of development plans, and perform technical code review.

Expenditures/FTE	2023 Actuals	2024 Adopted	2025 Proposed	2026 Proposed
Permit & Engineering	-	-	33,778,956	34,839,418
Full Time Equivalents Total	-	-	106.00	106.00

SDCI - BO-CI-U2100 - Customer Success

The purpose of the Customer Success Budget Summary Level is to provide pre-application customer service and guidance on the permit application process and to fully support the customer experience throughout the permit review and inspections process to ensure successful outcomes for SDCI's customers.

Program Expenditures	2023 Actuals	2024 Adopted	2025 Proposed	2026 Proposed
Customer Success	-	-	10,778,441	11,052,783
Customer Success CBA	-	-	1,414,990	1,414,990
Total	-	-	12,193,430	12,467,773
Full-time Equivalents Total*	-	-	48.00	48.00

**FTE totals are provided for informational purposes only. Changes in FTEs resulting from City Council or Human Resources Director actions outside of the budget process may not be detailed here*

The following information summarizes the programs in Customer Success Budget Summary Level:

Customer Success

The purpose of the Customer Success Program is to provide an enhanced experience centered around the customer, increase customer satisfaction, and provide consistent, equitable access to pre-application and early application assistance as well as to support the customer throughout the permit review and inspections process to ensure successful outcomes.

Expenditures/FTE	2023 Actuals	2024 Adopted	2025 Proposed	2026 Proposed
Customer Success	-	-	10,778,441	11,052,783
Full Time Equivalents Total	-	-	48.00	48.00

Customer Success CBA

The purpose of the Customer Success CBA Program is to display the amount of unallocated Contingent Budget Authority (CBA) in the Customer Success BSL that has not been accessed. In contrast, CBA

Seattle Department of Construction and Inspections

that is accessed is appropriated in the programs in which it will be spent.

Expenditures/FTE	2023 Actuals	2024 Adopted	2025 Proposed	2026 Proposed
Customer Success CBA	-	-	1,414,990	1,414,990

SDCI - BO-CI-U2200 - Land Use Services

The purpose of the Land Use Services Budget Summary Level is to provide land use permitting services.

Program Expenditures	2023 Actuals	2024 Adopted	2025 Proposed	2026 Proposed
Land Use Services	22,851,196	24,750,208	-	-
Land Use Services CBA	-	1,672,241	-	-
Total	22,851,196	26,422,449	-	-
Full-time Equivalents Total*	101.00	103.00	-	-

**FTE totals are provided for informational purposes only. Changes in FTEs resulting from City Council or Human Resources Director actions outside of the budget process may not be detailed here*

The following information summarizes the programs in Land Use Services Budget Summary Level:

Land Use Services

The purpose of the Land Use Services Program is to provide land use permitting services to project applicants, City of Seattle departments, public agencies, and residents. Land Use staff provide permit process information and regulatory expertise to inform pre-application construction project design. Land Use staff also review development concepts as part of a developer's permit application. The Land Use review process includes eliciting public input and facilitating public meetings and design review board meetings. It may also include coordination with various city and county agencies, defending project decisions during appeal to the Hearing Examiner or coordinating the department recommendation for a development application through the City Council approval process. These services are intended to ensure that development proposals are reviewed in a fair, reasonable, efficient, and predictable manner, and to ensure that the plans substantially comply with applicable codes, legal requirements, policies, and community design standards.

Expenditures/FTE	2023 Actuals	2024 Adopted	2025 Proposed	2026 Proposed
Land Use Services	22,851,196	24,750,208	-	-
Full Time Equivalents Total	101.00	103.00	-	-

Land Use Services CBA

Seattle Department of Construction and Inspections

The purpose of the Land Use Services CBA Program is to display the amount of unallocated Contingent Budget Authority (CBA) in the Land Use Services BSL that has not been accessed. In contrast, CBA that is accessed is appropriated in the programs in which it will be spent.

	2023	2024	2025	2026
Expenditures/FTE	Actuals	Adopted	Proposed	Proposed
Land Use Services CBA	-	1,672,241	-	-

SDCI - BO-CI-U2300 - Permit Services

The purpose of the Permit Services Budget Summary Level is to facilitate the review of development plans and processing of permits.

Program Expenditures	2023	2024	2025	2026
	Actuals	Adopted	Proposed	Proposed
Permit Services	27,343,424	27,890,735	-	-
Permit Services CBA	-	3,666,136	-	-
Total	27,343,424	31,556,870	-	-
Full-time Equivalents Total*	109.00	109.00	-	-

**FTE totals are provided for informational purposes only. Changes in FTEs resulting from City Council or Human Resources Director actions outside of the budget process may not be detailed here*

The following information summarizes the programs in Permit Services Budget Summary Level:

Permit Services

The purpose of the Permit Services Program is to facilitate the review of development plans and processing of permits.

	2023	2024	2025	2026
Expenditures/FTE	Actuals	Adopted	Proposed	Proposed
Permit Services	27,343,424	27,890,735	-	-
Full Time Equivalents Total	109.00	109.00	-	-

Permit Services CBA

The purpose of the Permit Services CBA Program is to display the amount of unallocated Contingent Budget Authority (CBA) in the Permit Services BSL that has not been accessed for construction plan review and peer review contracts. In contrast, CBA that is accessed is appropriated in the programs in which it will be spent.

Seattle Department of Construction and Inspections

Expenditures/FTE	2023 Actuals	2024 Adopted	2025 Proposed	2026 Proposed
Permit Services CBA	-	3,666,136	-	-

SDCI - BO-CI-U23A0 - Inspections

The purpose of the Inspections Budget Summary Level is to provide on-site inspections of property under development, inspections of mechanical equipment at installation and on an annual or biennial cycle, and certification of installers and mechanics.

Program Expenditures	2023 Actuals	2024 Adopted	2025 Proposed	2026 Proposed
Inspections	29,786,805	29,249,939	31,284,715	32,930,050
Inspections Services CBA	-	2,726,100	2,726,100	2,726,100
Total	29,786,805	31,976,039	34,010,816	35,656,151
Full-time Equivalents Total*	121.00	123.00	118.00	118.00

**FTE totals are provided for informational purposes only. Changes in FTEs resulting from City Council or Human Resources Director actions outside of the budget process may not be detailed here*

The following information summarizes the programs in Inspections Budget Summary Level:

Inspections

The purpose of the Inspections Program is to provide timely on-site inspections of property under development at predetermined stages of construction; work closely with project architects, engineers, developers, contractors, and other City of Seattle departments to approve projects as substantially complying with applicable City codes, ordinances, and approved plans; and to issue final approvals for occupancy.

Expenditures/FTE	2023 Actuals	2024 Adopted	2025 Proposed	2026 Proposed
Inspections	29,786,805	29,249,939	31,284,715	32,930,050
Full Time Equivalents Total	121.00	123.00	118.00	118.00

Seattle Department of Construction and Inspections

Inspections Services CBA

The purpose of the Inspections Services CBA Program is to display the amount of Contingent Budget Authority (CBA) that has not been accessed within the Inspections BCL for construction inspections and electrical inspections with plan review. In contrast, CBA that is accessed is appropriated in the programs in which it will be spent.

Expenditures/FTE	2023 Actuals	2024 Adopted	2025 Proposed	2026 Proposed
Inspections Services CBA	-	2,726,100	2,726,100	2,726,100

SDCI - BO-CI-U2400 - Compliance

The purpose of the Compliance Budget Summary Level is to ensure land and buildings are developed, used and maintained according to applicable code standards, reduce deterioration of structures and properties, enforce tenant protections, and support outreach and education for landlords and tenants in coordination with other departments and community organizations.

Program Expenditures	2023 Actuals	2024 Adopted	2025 Proposed	2026 Proposed
Compliance	12,436,829	13,142,814	12,831,633	13,362,517
Compliance Resources	-	450,000	-	-
Rental Housing	2,230,885	2,407,407	2,804,320	2,928,847
Total	14,667,714	16,000,221	15,635,953	16,291,364
Full-time Equivalents Total*	57.00	60.00	59.00	59.00

**FTE totals are provided for informational purposes only. Changes in FTEs resulting from City Council or Human Resources Director actions outside of the budget process may not be detailed here*

The following information summarizes the programs in Compliance Budget Summary Level:

Compliance

The purpose of the Compliance Program is to investigate and respond to violations of code standards for the development, use, maintenance, and management of land and buildings, facilitate compliance by property owners and other responsible parties, pursue enforcement actions against violators through the legal system,

Seattle Department of Construction and Inspections

reduce the deterioration of structures and properties to reduce blight, and manage the adoption of administrative rules and response to claims. The program also supports outreach and education for landlords and tenants, working in coordination with other departments and community organizations.

	2023	2024	2025	2026
Expenditures/FTE	Actuals	Adopted	Proposed	Proposed
Compliance	12,436,829	13,142,814	12,831,633	13,362,517
Full Time Equivalents Total	43.00	46.00	45.00	45.00

Compliance Resources

	2023	2024	2025	2026
Expenditures/FTE	Actuals	Adopted	Proposed	Proposed
Compliance Resources	-	450,000	-	-

Rental Housing

The purpose of the Rental Housing Program is to improve the quality of the rental housing stock in Seattle and investigate and respond to violations of tenant protection regulations. By registering and inspecting all rental housing properties the program helps ensure key life, health and safety standards are met. The program provides assistance to property owners and tenants regarding relocation assistance, just cause eviction, and other duties and responsibilities of owners and tenants.

	2023	2024	2025	2026
Expenditures/FTE	Actuals	Adopted	Proposed	Proposed
Rental Housing	2,230,885	2,407,407	2,804,320	2,928,847
Full Time Equivalents Total	14.00	14.00	14.00	14.00

SDCI - BO-CI-U2500 - Leadership and Administration

The purpose of the Leadership & Administration Budget Summary Level is to lead and direct department employees, provide policy guidance, and oversee relationships with the community.

Program Expenditures	2023	2024	2025	2026
	Actuals	Adopted	Proposed	Proposed
Citywide Indirect Costs	-	29,299,116	30,705,528	31,925,265
Departmental Indirect Costs	-	5,116,378	6,058,706	6,330,825
Divisional Indirect Costs	-	4,386,726	2,533,284	2,642,692
Indirect Cost Recovery Offset	-	(38,832,507)	(39,297,517)	(40,346,399)
Total	-	(30,288)	-	552,382
Full-time Equivalents Total*	66.00	67.00	64.00	64.00

Seattle Department of Construction and Inspections

**FTE totals are provided for informational purposes only. Changes in FTEs resulting from City Council or Human Resources Director actions outside of the budget process may not be detailed here*

The following information summarizes the programs in Leadership and Administration Budget Summary Level:

Citywide Indirect Costs

The purpose of the Citywide Indirect Costs Program is to collect and allocate departmental central costs such as pooled costs, paid-time-off, and other City central costs. The costs in this program are allocated to all department programs except the Contingent Budget Authority (CBA) Programs, the Process Improvements & Technology (PI&T) Program, and other programs in Leadership and Administration.

Expenditures/FTE	2023 Actuals	2024 Adopted	2025 Proposed	2026 Proposed
Citywide Indirect Costs	-	29,299,116	30,705,528	31,925,265

Departmental Indirect Costs

The purpose of the Departmental Indirect Costs Program is to lead and support department employees; provide policy guidance and financial stewardship; manage the public disclosure of documents; and oversee relationships with the community, government agencies, and the media. The costs in this program are allocated to all department programs except the Contingent Budget Authority (CBA) Programs, the Process Improvements & Technology (PI&T) Program, and other programs in Leadership and Administration.

Expenditures/FTE	2023 Actuals	2024 Adopted	2025 Proposed	2026 Proposed
Departmental Indirect Costs	-	5,116,378	6,058,706	6,330,825
Full Time Equivalents Total	39.00	40.00	40.00	40.00

Divisional Indirect Costs

The purpose of the Divisional Indirect Costs Program is to provide support functions for SDCI's primarily fee funded programs: Land Use Services, Permit Services, Inspections; and for the fee-funded portion of the Government Policy, Safety and Support Program. The costs in this program are allocated only to the programs described above.

Expenditures/FTE	2023 Actuals	2024 Adopted	2025 Proposed	2026 Proposed
Divisional Indirect Costs	-	4,386,726	2,533,284	2,642,692
Full Time Equivalents Total	27.00	27.00	24.00	24.00

Indirect Cost Recovery Offset

Seattle Department of Construction and Inspections

The purpose of the Indirect Cost Recovery Offset Program is to offset the proportionate share of Citywide Indirect Costs, Departmental Indirect Costs, and Divisional Indirect Costs that allocate to the department's other Budget Summary Level programs as overhead. It is necessary to offset the full cost of indirect cost programs to calculate the budget appropriation and revenue requirements of the related programs.

	2023	2024	2025	2026
Expenditures/FTE	Actuals	Adopted	Proposed	Proposed
Indirect Cost Recovery Offset	-	(38,832,507)	(39,297,517)	(40,346,399)

SDCI - BO-CI-U2600 - Government Policy, Safety & Support

The purpose of the Government Policy, Safety & Support Budget Summary Level is to develop and update land use code and technical code regulations, and provide appropriate support for disaster preparation, mitigation, response, and recovery services.

Program Expenditures	2023	2024	2025	2026
	Actuals	Adopted	Proposed	Proposed
Govt Policy, Safety & Support	2,638,924	2,665,484	2,908,704	3,049,651
Total	2,638,924	2,665,484	2,908,704	3,049,651
Full-time Equivalents Total*	11.00	11.00	11.00	11.00

**FTE totals are provided for informational purposes only. Changes in FTEs resulting from City Council or Human Resources Director actions outside of the budget process may not be detailed here*

SDCI - BO-CI-U2700 - Process Improvements

The purpose of the Process Improvements Budget Summary Level is to implement innovative permitting technology and process improvement solutions for SDCI.

Program Expenditures	2023	2024	2025	2026
	Actuals	Adopted	Proposed	Proposed
Process Improvements	-	-	4,195,089	4,320,396
Total	-	-	4,195,089	4,320,396
Full-time Equivalents Total*	-	-	14.00	14.00

**FTE totals are provided for informational purposes only. Changes in FTEs resulting from City Council or Human Resources Director actions outside of the budget process may not be detailed here*

SDCI - BO-CI-U2800 - Process Improvements & Technology

The purpose of the Process Improvements and Technology Budget Summary Level is to allow the department to plan and implement continuous improvements to its business processes, including related staff training and equipment purchases. The purpose includes ensuring the Department's major technology investments are maintained, upgraded, or replaced when necessary.

Program Expenditures	2023	2024	2025	2026
	Actuals	Adopted	Proposed	Proposed

Seattle Department of Construction and Inspections

Process Improvements and Tech	9,112,601	9,076,608	-	-
Total	9,112,601	9,076,608	-	-
Full-time Equivalents Total*	9.00	9.00	-	-

**FTE totals are provided for informational purposes only. Changes in FTEs resulting from City Council or Human Resources Director actions outside of the budget process may not be detailed here*

SDCI - BO-CI-U2900 - Technology Investments

The purpose of the Technology Investments Budget Summary Level is to maintain the Seattle Department of Construction and Inspections' permitting technology products and programs.

Program Expenditures	2023 Actuals	2024 Adopted	2025 Proposed	2026 Proposed
Technology Investments	-	-	8,697,306	9,551,903
Total	-	-	8,697,306	9,551,903

**FTE totals are provided for informational purposes only. Changes in FTEs resulting from City Council or Human Resources Director actions outside of the budget process may not be detailed here*

Office of Economic Development

Markham McIntyre, Director

(206) 684-8090

<http://www.seattle.gov/economicdevelopment>

Department Overview

The purpose of the Office of Economic Development (OED) is to shape an economically prosperous, diverse, just, and resilient city, with the guiding principle that an inclusive economy is more competitive. OED is committed to building an inclusive economy in the City of Seattle by making strategic investments to break down barriers and unlock access to opportunity, which will generate wealth equitably. OED programs focus on the five key pillars of the community-driven Future of Seattle Economy framework, which the City adopted as policy in Resolution 32099: investing in diverse talent and building our workforce, supporting small, women and minority-businesses, building BIPOC community wealth, investing in neighborhood business districts, and growing businesses and key industries.

Budget Snapshot

	2023 Actuals	2024 Adopted	2025 Proposed	2026 Proposed
Department Support				
General Fund Support	12,070,174	11,460,235	10,335,107	10,758,446
Other Funding - Operating	14,470,732	25,781,034	19,934,512	19,633,741
Total Operations	26,540,906	37,241,269	30,269,619	30,392,187
Total Appropriations	26,540,906	37,241,269	30,269,619	30,392,187
Full-Time Equivalents Total*	52.00	61.00	63.00	63.00

* FTE totals are provided for informational purposes only. Changes in FTEs resulting from City Council or Human Resources Director actions outside of the budget process may not be detailed here

Budget Overview

The City's 2025-2026 Proposed Budget maintains core services for the Office of Economic Development. The department will continue to invest in the Future of Seattle Economy (FSE) framework. The FSE report, finalized in 2023 and adopted as City policy in Resolution 32099, provides a community-driven investment framework for the City to promote inclusive economic growth. The proposed budget prioritizes strategies and programs that deliver direct impact and that leverage external funding sources, while maintaining operational and staffing capacity necessary to implement these programs. The proposed budget will allow the department to support programming in all five pillars of the FSE framework, and focuses funding in: supporting small, women, and minority-owned businesses; creating BIPOC community wealth, investing in neighborhood business districts, and growing business and key industries.

The General Fund revenue forecast for the City's 2025-2026 Proposed Budget is insufficient to cover all anticipated Citywide costs. General Fund reductions were identified to mitigate this shortfall. To preserve critical City services due to the General Fund deficit, budget adjustments were made in several areas. The proposed budget focuses reductions on scalable programs that allow the department to continue delivering services to community even at reduced funding levels such as grant making programs. Additionally, the proposed budget focuses reductions in workforce development programs, allowing time for the City to complete a cross-departmental assessment of its workforce investments to ensure these investments advance the City's workforce goals and provide desired

Office of Economic Development

outcomes. The impact of these reductions is mitigated by continued investment in workforce development programs by regional partners.

Incremental Budget Changes

Office of Economic Development

	Dollars	FTE
2024 Adopted Budget	37,241,268	61.00
Baseline		
Remove One-Time Items	(18,136,499)	-
Remove One-Time Community Development Block Grant Funding	(1,000,000)	-
Miscellaneous Technical Corrections	-	-
Bargained Annual Wage and Market Wage Increases to Base Budget	1,019,881	-
Citywide Adjustments for Standard Cost Changes	120,923	-
Proposed Operating		
Ongoing Support for Business Community Ownership Fund	2,500,000	-
Ongoing Support for Capital Access Program	2,450,000	-
Ongoing Support for Commercial Affordability Programs	2,431,756	-
Ongoing Support for Neighborhood Capacity Programs	2,067,705	-
Ongoing Support for Technical Assistance Programs	800,000	-
Community Development Block Grant Funding for Tenant Improvement Program	500,000	-
Increase Special Events Staffing	325,000	2.00
Ongoing Support for Language Access and Outreach	200,000	-
One-Time Support for Enhanced Downtown Services as part of the Mayor's Downtown Activation Plan	1,500,000	-
One-Time Support for the Mayor's Downtown Activation Plan	1,011,432	-
One-Time Support for South Downtown Initiatives as part of the Mayor's Downtown Activation Plan	250,000	-
Westlake Park Revitalization Planning and Activations as part of the Mayor's Downtown Activation Plan	250,000	-
Workforce Development Strategic Realignment	(2,716,655)	-
Align Green Economy Programming with Available Resources	(500,000)	-
Abrogate One-Time Funded Positions	-	(1.50)
Proposed Technical		
Ongoing Changes from Current Year Legislation	-	1.50
August General Fund Revenue Adjustment	-	-
Final Adjustments for Standard Cost Changes	(45,192)	-
Total Incremental Changes	\$(6,971,649)	2.00
Total 2025 Proposed Budget	\$30,269,619	63.00

Office of Economic Development

Description of Incremental Budget Changes

Baseline

Remove One-Time Items

Expenditures \$(18,136,499)

Approximately 49% of the Office of Economic Development's 2024 Adopted Budget was added as one-time funding to reflect the department's ongoing development of the Future of Seattle Economy framework in 2022 and 2023. That framework, which OED completed in 2023, was adopted as City policy in Resolution 32099 in 2023. This item removes one-time funding for the commercial affordability program (\$6.8 million), small business development capital (\$2.8 million), Downtown and neighborhood economic recovery program (\$2.6 million), Downtown Activation Plan initiatives (\$2.1 million), Seattle Restored programming (\$1.1 million), Business Improvement Areas program (\$850,000), Business Technical Assistance program (\$800,000), Chinatown-International District supports (\$450,000), miscellaneous administrative supports (\$370,000) and Seattle Jobs Center program (\$250,000). Several of these items are proposed to be partially restored and made ongoing in the 2025-2026 Proposed Budget.

Remove One-Time Community Development Block Grant Funding

Expenditures \$(1,000,000)

Revenues \$(1,000,000)

For the 2025-2026 Proposed Budget, the Executive removed Community Development Block Grant (CDBG) funds from departments' baseline budgets and reviewed department proposals for use of the federal grant funds for facilities and public services projects. This item removes CDBG funding from the Office of Economic Development's baseline budget. The Tenant Improvement Program invests in a business' infrastructure for growth and sustainability to help businesses stay in their neighborhoods. This item is proposed to be partially restored in the proposed budget.

Miscellaneous Technical Corrections

Expenditures -

This budget-neutral item makes several technical adjustments to budget at the budget program, detail project, and account levels to align with anticipated actuals.

Bargained Annual Wage and Market Wage Increases to Base Budget

Expenditures \$1,019,881

This centrally administered change adjusts appropriations to reflect the Annual Wage Increases and Market Adjustments, as outlined in the agreements between the City and the Coalition of Unions or other standalone Unions, for personnel costs included in this department's baseline budget. This includes increases to salary, FICA, Medicare, retirement, overtime and temporary labor.

Citywide Adjustments for Standard Cost Changes

Expenditures \$120,923

Citywide technical adjustments made in the baseline phase reflect changes to internal services costs, including rates from the Department of Finance & Administrative Services, Seattle Information Technology Department, Seattle Department of Human Resources, and for healthcare, retirement, and industrial insurance charges for the department. These adjustments reflect initial assumptions about these costs and inflators early in the budget process.

Office of Economic Development

Proposed Operating

Ongoing Support for Business Community Ownership Fund

Expenditures \$2,500,000

The General Fund revenue forecast for the City's 2025-2026 Proposed Budget is insufficient to cover all anticipated Citywide costs. A portion of Payroll Expense Tax revenues are transferred to the General Fund. Payroll tax reductions were identified to facilitate this transfer to mitigate the General Fund shortfall. The 2025-2026 Proposed Budget allocates \$31 million in Payroll Expense Tax proceeds in 2025 to support economic development. This item uses payroll tax funding to provide ongoing support for the Business Community Ownership Fund (BCOF) program. This program was previously supported by one-time funding that was removed in the baseline phase and this item makes funding for the program ongoing. The 2024 Adopted Budget included \$3.5 million one-time for this program, while the ongoing funding is \$2.5 million. The BCOF aims to address commercial displacement, empowering small businesses with long-term affordability and ownership of their own commercial spaces to keep them rooted in Seattle neighborhoods or provide a pathway to return to neighborhoods. This is a partnership with the Office of Economic Development and Grow America, which matches City funds dollar-for-dollar through financing and grants.

Ongoing Support for Capital Access Program

Expenditures \$2,450,000

The General Fund revenue forecast for the City's 2025-2026 Proposed Budget is insufficient to cover all anticipated Citywide costs. A portion of Payroll Expense Tax revenues are transferred to the General Fund. Payroll tax reductions were identified to facilitate this transfer to mitigate the General Fund shortfall. The 2025-2026 Proposed Budget allocates \$31 million in Payroll Expense Tax proceeds in 2025 to support economic development. This item uses payroll tax funding to provide ongoing support for the Capital Access Program (CAP). This program was previously supported by one-time funding that was removed in the baseline phase and this item makes funding for the program ongoing. The 2024 Adopted Budget included \$2.75 million one-time for this program, while the ongoing funding is \$2.45 million. CAP aims to empower underserved businesses by dismantling financial barriers and promoting equitable access to capital. Specifically, CAP provides subsidized financial products leveraging programs offered by Washington State and provides tailored technical support services to businesses.

Ongoing Support for Commercial Affordability Programs

Expenditures \$2,431,756

The General Fund revenue forecast for the City's 2025-2026 Proposed Budget is insufficient to cover all anticipated Citywide costs. A portion of Payroll Expense Tax revenues are transferred to the General Fund. Payroll tax reductions were identified to facilitate this transfer to mitigate the General Fund shortfall. The 2025-2026 Proposed Budget allocates \$31 million in Payroll Expense Tax proceeds in 2025 to support economic development. This item uses payroll tax funding to provide ongoing support for Commercial Affordability programs. These programs were previously supported by one-time funding that was removed in the baseline phase and this item makes funding for the programs ongoing. Specifically, this item provides \$1.5m for the Tenant Improvement Fund and \$1 million for Seattle Restored. The 2024 Adopted Budget included \$3.8 million one-time for these programs. The Tenant Improvement Program invests in a business' infrastructure for growth and sustainability to help businesses stay in their neighborhoods. Seattle Restored activates vacant storefronts through creativity and commerce and is scaling up a matchmaking strategy and supporting downtown retail strategy.

Ongoing Support for Neighborhood Capacity Programs

Expenditures \$2,067,705

The General Fund revenue forecast for the City's 2025-2026 Proposed Budget is insufficient to cover all anticipated Citywide costs. A portion of Payroll Expense Tax revenues are transferred to the General Fund. Payroll tax reductions were identified to facilitate this transfer to mitigate the General Fund shortfall. The 2025-2026 Proposed Budget allocates \$31 million in Payroll Expense Tax proceeds in 2025 to support economic development. This item uses

Office of Economic Development

payroll tax funding to provide ongoing support for Neighborhood Capacity programs. These programs were previously supported by one-time funding that was removed in the baseline phase and this item makes funding for the programs ongoing. The proposed budget includes \$2.5 million for Neighborhood Capacity programming including the Only in Seattle program and Business Improvement Area supports. The 2024 Adopted Budget included approximately \$5 million in one-time funding for these programs. This item will support business district organizational capacity to foster comprehensive placemaking and place-keeping activities, including the exploration and creation of new business improvement areas.

Ongoing Support for Technical Assistance Programs

Expenditures	\$800,000
--------------	-----------

The 2025-2026 Proposed Budget allocates \$31 million in Payroll Expense Tax proceeds in 2025 to support economic development. This item uses payroll tax funding to provide ongoing support for technical assistance (TA) programs. These programs were previously supported by one-time funding that was removed in the baseline phase and this item makes funding for the programs ongoing. Business TA is a fundamental component of equitable economic development, creating pathways to growth for entrepreneurs who historically have limited access to the resources and capital needed to establish, manage crisis, stabilize operations, and expand. This item will support several technical assistance programs including business operations and development consulting, digital sales access, legal assistance, and in-language business navigation consulting.

Community Development Block Grant Funding for Tenant Improvement Program

Expenditures	\$500,000
Revenues	\$500,000

For the 2025-2026 Proposed Budget, the Executive removed Community Development Block Grant (CDBG) funds from departments' baseline budgets and reviewed department proposals for use of the federal grant funds for facilities and public services projects. This item allocates CDBG funding to the Office of Economic Development to support the Tenant Improvement Fund program.

Increase Special Events Staffing

Expenditures	\$325,000
Position Allocation	2.00

The 2025-2026 Proposed Budget allocates \$31 million in Payroll Expense Tax proceeds in 2025 to support economic development. This item uses payroll tax funding to provide ongoing support for two additional positions, one Strategic Advisor 1 and one Administrative Staff Assistant, supporting the Special Events function within the Office of Economic Development. This item is necessary to align capacity on the Special Events team with demand for special events permits. This increased staffing is also necessary to respond to anticipated increased demand in the biennium, including for events related to the 2026 World Cup.

Ongoing Support for Language Access and Outreach

Expenditures	\$200,000
--------------	-----------

The 2025-2026 Proposed Budget allocates \$31 million in Payroll Expense Tax proceeds in 2025 to support economic development. This item uses payroll tax funding to provide ongoing support for language access and outreach supports. These costs were previously supported by one-time funding that was removed in the baseline phase and this item makes funding for the costs ongoing. This item will support equitable communication and outreach strategies for economic development programs, services, and resources provided by the City and partners.

Office of Economic Development

One-Time Support for Enhanced Downtown Services as part of the Mayor's Downtown Activation Plan

Expenditures \$1,500,000

The 2025-2026 Proposed Budget allocates \$31 million in Payroll Expense Tax proceeds in 2025 to support economic development. This one-time item provides \$1.5 million in 2025 and 2026 to support the Mayor's Downtown Activation Plan. The Downtown Activation Plan (DAP), announced in June 2023, outlines the Mayor's plan to revitalize and transform Downtown Seattle as the city continues to recover from the impacts of the COVID-19 pandemic. Specifically, this item will allow the department to partner with a neighborhood business organization in Downtown to support cleaning and safety staff, providing supplemental services including litter removal, alley cleaning, graffiti removal, a safe walk service, and outreach to businesses.

One-Time Support for the Mayor's Downtown Activation Plan

Expenditures \$1,011,432

The 2025-2026 Proposed Budget allocates \$31 million in Payroll Expense Tax proceeds in 2025 to support economic development. This one-time item provides approximately \$1 million in 2025 and \$575,000 in 2026 to support the Mayor's Downtown Activation Plan. The Downtown Activation Plan (DAP), announced in June 2023, outlines the Mayor's plan to revitalize and transform Downtown Seattle as the city continues to recover from the impacts of the COVID-19 pandemic. Specifically, this item will support public space activations, public space improvements, and a centralized DAP communications strategy.

One-Time Support for South Downtown Initiatives as part of the Mayor's Downtown Activation Plan

Expenditures \$250,000

The 2025-2026 Proposed Budget allocates \$31 million in Payroll Expense Tax proceeds in 2025 to support economic development. This one-time item provides \$250,000 in 2025 and 2026 to support the Mayor's Downtown Activation Plan. The Downtown Activation Plan (DAP), announced in June 2023, outlines the Mayor's plan to revitalize and transform Downtown Seattle as the city continues to recover from the impacts of the COVID-19 pandemic. Specifically, this item provides funding for consultant contracts to support South Downtown intergovernmental work, which will include regular convenings of senior-level officials from local, regional, and state-level agencies to align and accelerate major public redevelopments that these agencies are undertaking. This external facilitation is an essential complement to the City's staffing in the Office of Economic Development and the Office of Planning and Community Development supporting initiatives in South Downtown, and supports the unique opportunity to add residential capacity as well as other development in the neighborhood.

Westlake Park Revitalization Planning and Activations as part of the Mayor's Downtown Activation Plan

Expenditures \$250,000

This one-time item provides funding to support planning and activations related to the Westlake Park revitalization as part of the Mayor's Downtown Activation Plan. The Downtown Activation Plan (DAP), announced in June 2023, outlines the Mayor's plan to revitalize and transform Downtown Seattle as the city continues to recover from the impacts of the COVID-19 pandemic. This item complements Westlake Park revitalization efforts funded in the proposed budget for Seattle Parks and Recreation.

Workforce Development Strategic Realignment

Expenditures \$(2,716,655)

The General Fund revenue forecast for the City's 2025-2026 Proposed Budget is insufficient to cover all anticipated Citywide costs. General Fund reductions were identified to mitigate this shortfall. A portion of Payroll Expense Tax revenues are transferred to the General Fund. Payroll tax reductions were also identified to facilitate this transfer to mitigate the General Fund shortfall. This ongoing item reduces external workforce development programs and

Office of Economic Development

services and realigns the department's focus around sector-specific strategies that support key industry work. Remaining funding, in partnership with King County, will enhance the ability of the Workforce Development Council of Seattle-King County to serve as the regional workforce development backbone organization.

Align Green Economy Programming with Available Resources

Expenditures \$(500,000)

The General Fund revenue forecast for the City's 2025-2026 Proposed Budget is insufficient to cover all anticipated Citywide costs. A portion of Payroll Expense Tax revenues are transferred to the General Fund. Payroll tax reductions were identified to facilitate this transfer to mitigate the General Fund shortfall. This ongoing item reduces funding for Green Economy programming within the Key Industries and Workforce Development program. The Office of Economic Development (OED) retains \$500,000 for Green Economy programs to support economic and workforce development strategies identified in the Green Economy Vision and the Citywide Climate Careers Strategy. OED will work with external partners and other City departments to support new programs, policies, and resources to recruit clean energy technology businesses to Seattle, grow new clean technology startup businesses in Seattle, and ensure equitable access to clean energy technology careers in alignment with the Future of Seattle Economy framework and the Mayor's Downtown Activation Plan.

Abrogate One-Time Funded Positions

Position Allocation (1.50)

This item removes one-time funded positions related to the Generational Wealth Initiative that were transferred to the Office of Economic Development (OED) from the Department of Neighborhoods in the 2024 Mid-Year Supplemental Budget. OED retains funding and position authority for a Strategic Advisor 2 position to support the departments convening role in leading community wealth building programs across the City. The remaining position will support interdepartmental coordination and implementation of community wealth building programs, guided by recommendations in the Department of Neighborhood's Generational Wealth Initiative final report.

Proposed Technical

Ongoing Changes from Current Year Legislation

Position Allocation 1.50

This change includes ongoing budget and/or position changes resulting from current year legislation in 2024, including the Year End Supplemental Ordinance.

August General Fund Revenue Adjustment

Revenues \$60,000

This is a technical adjustment to capture centrally projected and forecast General Fund revenue increments for this department.

Final Adjustments for Standard Cost Changes

Expenditures \$(45,192)

Citywide technical adjustments made in the proposed phase reflect changes to internal services costs, including rates from the Department of Finance & Administrative Services, Seattle Information Technology Department, Seattle Department of Human Resources, and for healthcare for the department. These adjustments reflect final decisions about these costs made during the Proposed Phase of the budget process.

Office of Economic Development

Expenditure Overview

	2023 Actuals	2024 Adopted	2025 Proposed	2026 Proposed
Appropriations				
OED - BO-ED-ADMIN - Leadership and Administration				
00100 - General Fund	3,721,374	4,182,390	4,734,884	4,959,263
14500 - Payroll Expense Tax	332,169	3,480,108	4,480,769	4,118,819
Total for BSL: BO-ED-ADMIN	4,053,542	7,662,498	9,215,653	9,078,082
OED - BO-ED-X1D00 - Business Services				
00100 - General Fund	8,348,800	7,277,845	5,600,223	5,799,183
12400 - Arts and Culture Fund	-	-	-	-
14000 - Coronavirus Local Fiscal Recovery Fund	5,805,360	-	-	-
14500 - Payroll Expense Tax	8,333,203	22,300,926	15,453,743	15,514,923
Total for BSL: BO-ED-X1D00	22,487,364	29,578,771	21,053,966	21,314,106
Department Total	26,540,906	37,241,269	30,269,619	30,392,187
Department Full-Time Equivalents Total*	52.00	61.00	63.00	63.00

* FTE totals are provided for informational purposes only. Changes in FTEs resulting from City Council or Human Resources Director actions outside of the budget process may not be detailed here

Budget Summary by Fund Office of Economic Development

	2023 Actuals	2024 Adopted	2025 Proposed	2026 Proposed
00100 - General Fund	12,070,174	11,460,235	10,335,107	10,758,446
12400 - Arts and Culture Fund	-	-	-	-
14000 - Coronavirus Local Fiscal Recovery Fund	5,805,360	-	-	-
14500 - Payroll Expense Tax	8,665,372	25,781,034	19,934,512	19,633,742
Budget Totals for OED	26,540,906	37,241,269	30,269,619	30,392,187

Office of Economic Development

Revenue Overview

2025 Estimated Revenues

Account Code	Account Name	2023 Actuals	2024 Adopted	2025 Proposed	2026 Proposed
322900	Nonbus Lic&Perm-Other	594,798	1,155,000	1,155,000	1,155,000
331110	Direct Fed Grants	226,232	1,000,000	500,000	500,000
360020	Inv Earn-Residual Cash	11,934	-	-	-
360220	Interest Earned On Delinquent A	40	-	-	-
360300	St Space Facilities Rentals	(350)	-	-	-
360310	Lt Space/Facilities Leases	-	-	60,000	60,000
Total Revenues for: 00100 - General Fund		832,654	2,155,000	1,715,000	1,715,000
331110	Direct Fed Grants	5,805,360	-	-	-
Total Revenues for: 14000 - Coronavirus Local Fiscal Recovery Fund		5,805,360	-	-	-
Total OED Resources		6,638,014	2,155,000	1,715,000	1,715,000

Office of Economic Development

Appropriations by Budget Summary Level and Program

OED - BO-ED-ADMIN - Leadership and Administration

The purpose of the Leadership and Administration Budget Summary Level is to provide executive, community, financial, human resource, technology and business support to the Office of Economic Development.

Program Expenditures	2023 Actuals	2024 Adopted	2025 Proposed	2026 Proposed
Citywide Indirect Costs	793,855	908,459	964,610	1,008,831
Departmental Indirect Costs	2,388,663	5,992,589	7,403,380	7,142,679
Pooled Benefits	871,025	761,449	847,663	926,571
Total	4,053,542	7,662,498	9,215,653	9,078,082
Full-time Equivalents Total*	17.00	20.00	20.00	20.00

**FTE totals are provided for informational purposes only. Changes in FTEs resulting from City Council or Human Resources Director actions outside of the budget process may not be detailed here*

The following information summarizes the programs in Leadership and Administration Budget Summary Level:

Citywide Indirect Costs

The purpose of the Citywide Indirect Costs program is to fund internal services costs originating from outside of the department such as allocated costs from the Department of Finance and Administrative Services and Seattle Information Technology Department.

Expenditures/FTE	2023 Actuals	2024 Adopted	2025 Proposed	2026 Proposed
Citywide Indirect Costs	793,855	908,459	964,610	1,008,831

Departmental Indirect Costs

The purpose of the Departmental Indirect Costs program is to fund costs associated with management of the department. This may include personnel costs related to department leadership and administration or other administrative costs such as external rent and operating supplies or services.

Expenditures/FTE	2023 Actuals	2024 Adopted	2025 Proposed	2026 Proposed
Departmental Indirect Costs	2,388,663	5,992,589	7,403,380	7,142,679
Full Time Equivalents Total	17.00	20.00	20.00	20.00

Pooled Benefits

The purpose of the Pooled Benefits program is to fund department costs associated with health and dental insurance, workers compensation, and unemployment insurance contributions.

Expenditures/FTE	2023 Actuals	2024 Adopted	2025 Proposed	2026 Proposed
Pooled Benefits	871,025	761,449	847,663	926,571

Office of Economic Development

OED - BO-ED-X1D00 - Business Services

The purpose of the Business Services Budget Summary Level is to promote economic development in the City.

Program Expenditures	2023 Actuals	2024 Adopted	2025 Proposed	2026 Proposed
Business Services	22,487,364	29,578,771	21,053,966	21,314,106
Total	22,487,364	29,578,771	21,053,966	21,314,106
Full-time Equivalents Total*	35.00	41.00	43.00	43.00

**FTE totals are provided for informational purposes only. Changes in FTEs resulting from City Council or Human Resources Director actions outside of the budget process may not be detailed here*

Office of Hearing Examiner

Ryan Vancil, Hearing Examiner

(206) 684-0521

<http://www.seattle.gov/examiner/>

Department Overview

The Office of Hearing Examiner is Seattle's quasi-judicial forum for reviewing factual and legal issues raised by the application of City Code requirements to specific people or property. As authorized by the Seattle Municipal Code, the office conducts hearings and decides appeals in cases where members of the public disagree with a decision made by a City agency. Many of the matters appealed to the Hearing Examiner relate to land use and environmental permit decisions and interpretations made by the Seattle Department of Construction and Inspections. The Hearing Examiner also hears appeals in many other subject areas, and makes recommendations to the City Council on rezone petitions, major institution master plans, and other Council land-use actions.

The Hearing Examiner is appointed by the City Council, and Deputy Hearing Examiners are appointed by the Hearing Examiner. Examiners handle all pre-hearing matters, regulate the conduct of hearings, and prepare decisions and recommendations based upon the hearing record and applicable law. The Seattle Municipal Code requires all examiners to be attorneys with training and experience in administrative hearings. The Hearing Examiner also manages an executive assistant to oversee the administrative areas of the office, a legal assistant to assist with hearings and decision preparation, and an administrative specialist to support all other office positions and provide information to the public.

Budget Snapshot

	2023 Actuals	2024 Adopted	2025 Proposed	2026 Proposed
Department Support				
General Fund Support	1,148,837	1,218,519	1,314,214	1,380,463
Total Operations	1,148,837	1,218,519	1,314,214	1,380,463
Total Appropriations	1,148,837	1,218,519	1,314,214	1,380,463
Full-Time Equivalents Total*	5.00	5.00	5.00	5.00

** FTE totals are provided for informational purposes only. Changes in FTEs resulting from City Council or Human Resources Director actions outside of the budget process may not be detailed here*

Budget Overview

The 2025-2026 Proposed Budget maintains support to the Office of Hearing Examiner (HXM) and preserves the services provided by the Hearing Examiner to members of the public and the City Council. Technical adjustments have been made to bring the proposed budget into alignment with an Annual Wage Increase, and other citywide adjustments to internal service costs.

Office of Hearing Examiner

Incremental Budget Changes

Office of Hearing Examiner

	Dollars	FTE
2024 Adopted Budget	1,218,519	5.00
Baseline		
Bargained Annual Wage and Market Wage Increases to Base Budget	110,737	-
Proposed Operating		
Increase Filing Fees Revenue	-	-
Proposed Technical		
Citywide Adjustments for Standard Cost Changes	(24,353)	-
Final Adjustments for Standard Cost Changes	(10,689)	-
Ongoing Changes from Current Year Legislation	20,000	-
Total Incremental Changes	\$95,695	-
Total 2025 Proposed Budget	\$1,314,214	5.00

Description of Incremental Budget Changes

Baseline

Bargained Annual Wage and Market Wage Increases to Base Budget

Expenditures \$110,737

This centrally administered change adjusts appropriations to reflect the Annual Wage Increases and Market Adjustments, as outlined in the agreements between the City and the Coalition of Unions or other standalone Unions, for personnel costs included in this department's baseline budget. This includes increases to salary, FICA, Medicare, retirement, overtime and temporary labor.

Proposed Operating

Increase Filing Fees Revenue

Revenues \$3,500

This item anticipates increased revenues of approximately \$3,500 by raising filing fees from \$85 to \$120 in the Office of Hearing Examiner (HXM) the General Fund Office of Hearing Examiner - Revenue Budget Control Level (00100-BR-HX-REVENUE). Historically, the Hearing Examiner has raised fees at various intervals to support cost recovery and address inflation. The last fee increase was implemented in 2013.

Office of Hearing Examiner

Proposed Technical

Citywide Adjustments for Standard Cost Changes

Expenditures \$(24,353)

Citywide technical adjustments made in the baseline phase reflect changes to internal services costs, including rates from the Department of Finance & Administrative Services, Seattle Information Technology Department, Seattle Department of Human Resources, and for healthcare, retirement, and industrial insurance charges for the department. These adjustments reflect initial assumptions about these costs and inflators early in the budget process.

Final Adjustments for Standard Cost Changes

Expenditures \$(10,689)

Citywide technical adjustments made in the proposed phase reflect changes to internal services costs, including rates from the Department of Finance & Administrative Services, Seattle Information Technology Department, Seattle Department of Human Resources, and for healthcare for the department. These adjustments reflect final decisions about these costs made during the Proposed Phase of the budget process.

Ongoing Changes from Current Year Legislation

Expenditures \$20,000

This change includes ongoing budget and/or position changes resulting from current year legislation in 2024, including the Year End Supplemental Ordinance and contains a technical adjustment to add budget for an ongoing salary increase approved by the City Council with the Hearing Examiner's reappointment to a 4-year term. The salary increase was effective retroactive to March 21, 2023.

Office of Hearing Examiner

Expenditure Overview

	2023 Actuals	2024 Adopted	2025 Proposed	2026 Proposed
Appropriations				
HXM - BO-HX-V1X00 - Office of the Hearing Examiner				
00100 - General Fund	1,148,837	1,218,519	1,314,214	1,380,463
Total for BSL: BO-HX-V1X00	1,148,837	1,218,519	1,314,214	1,380,463
Department Total	1,148,837	1,218,519	1,314,214	1,380,463
Department Full-Time Equivalents Total*	5.00	5.00	5.00	5.00

** FTE totals are provided for informational purposes only. Changes in FTEs resulting from City Council or Human Resources Director actions outside of the budget process may not be detailed here*

Budget Summary by Fund Office of Hearing Examiner

	2023 Actuals	2024 Adopted	2025 Proposed	2026 Proposed
00100 - General Fund	1,148,837	1,218,519	1,314,214	1,380,463
Budget Totals for HXM	1,148,837	1,218,519	1,314,214	1,380,463

Revenue Overview

2025 Estimated Revenues

Account Code	Account Name	2023 Actuals	2024 Adopted	2025 Proposed	2026 Proposed
341180	Legal Service Fees	-	16,000	16,000	16,000
341900	General Government-Other Rev	-	4,000	7,500	7,500
Total Revenues for: 00100 - General Fund		-	20,000	23,500	23,500
Total HXM Resources		-	20,000	23,500	23,500

Office of Hearing Examiner

Appropriations by Budget Summary Level and Program

HXM - BO-HX-V1X00 - Office of the Hearing Examiner

The purpose of the Office of Hearing Examiner Budget Summary Level is to conduct fair and impartial hearings in all subject areas where the Seattle Municipal Code grants authority to do so (there are currently more than 75 subject areas) and to issue decisions and recommendations consistent with applicable law.

Program Expenditures	2023 Actuals	2024 Adopted	2025 Proposed	2026 Proposed
Office of the Hearing Examiner	1,148,837	1,218,519	1,314,214	1,380,463
Total	1,148,837	1,218,519	1,314,214	1,380,463
Full-time Equivalents Total*	5.00	5.00	5.00	5.00

**FTE totals are provided for informational purposes only. Changes in FTEs resulting from City Council or Human Resources Director actions outside of the budget process may not be detailed here*

Office of Housing

Maiko Winkler-Chin, Director

(206) 684-3727

<http://www.seattle.gov/housing/>

Department Overview

The mission of the Office of Housing (OH) is to build strong and healthy communities and to increase opportunities for people of all income levels to live in our city. OH manages investments from the Seattle Housing Levy and other funding sources to fund the production, preservation, acquisition, and long-term stewardship of affordable housing in Seattle. Additionally, OH supports affordable housing providers and low-income residents, provides home repair and weatherization assistance, funds permanently affordable homeownership opportunities, and leads Citywide planning and policy development on affordable housing issues.

Budget Snapshot

	2023 Actuals	2024 Adopted	2025 Proposed	2026 Proposed
Department Support				
General Fund Support	10,997,279	50,906	-	-
Other Funding - Operating	233,615,720	339,284,068	342,424,821	342,906,418
Total Operations	244,612,999	339,334,974	342,424,821	342,906,418
Total Appropriations	244,612,999	339,334,974	342,424,821	342,906,418
Full-Time Equivalents Total*	63.50	66.00	69.00	69.00

* FTE totals are provided for informational purposes only. Changes in FTEs resulting from City Council or Human Resources Director actions outside of the budget process may not be detailed here

Budget Overview

The City's 2025-2026 Proposed Budget maintains core services for the Office of Housing (OH). Investments funded by the 2023 Housing Levy and other housing specific funding sources are maintained according to fund financial planning and Levy modeling. Additionally, the proposed budget uses accumulated administrative fund balances to support multifamily capital production and expanded staffing capacity for the department's finance and budget functions. The department's overall proposed budget of \$342 million is increasing by approximately \$3 million relative to the 2024 Adopted Budget; Payroll Expense Tax funded investments are offset by increases in other funding sources. The proposed budget continues investments in all program areas, including: multifamily lending, homeownership supports, home repair and weatherization programs, asset management, and departmental administrative costs.

The General Fund revenue forecast for the City's 2025-2026 Proposed Budget is insufficient to cover all anticipated Citywide costs. General Fund and other reductions were identified to mitigate this shortfall. To preserve critical City services due to the General Fund deficit, budget adjustments were made in several areas. The proposed budget focuses reductions in areas that will have minimal impact on community, such as continuing to hold positions vacant. Additionally, the proposed budget aligns scalable programs, such as multifamily rental and homeownership capital programs, with available resources.

Office of Housing

Incremental Budget Changes

Office of Housing

	Dollars	FTE
2024 Adopted Budget	339,334,974	66.00
Baseline		
Remove One-Time Items	(50,000)	-
Baseline Technical Adjustments to Community Development Block Grant Funding	657,000	-
Miscellaneous Technical Corrections	-	-
Remove Erroneous Ongoing Budget	(906)	-
Bargained Annual Wage and Market Wage Increases to Base Budget	1,219,174	-
Citywide Adjustments for Standard Cost Changes	(129,507)	-
Proposed Operating		
Add Budget Manager in Finance Unit	184,703	1.00
Add Community Development Specialist in Asset Management Unit	90,542	1.00
Add Administrative Staffing Support	72,241	1.00
Inflationary Adjustments for Agency Support Programs	416,714	-
Use Mandatory Housing Affordability Administrative Fund Balances to Support Multifamily Capital	7,000,000	-
Community Development Block Grant Funding for Administrative Support	-	-
Dissolve Community Development Block Grant Revolving Loan Funds	(657,000)	-
Hold Positions Vacant to Realize Payroll Expense Tax Savings	(497,047)	-
Reduce Payroll Expense Tax Funding for Homeownership Capital	(1,750,000)	-
Reduce Payroll Expense Tax Funding for Multifamily Capital	(7,596,229)	-
Fund Source Alignment for Staffing and Operational Support	(836,551)	-
Proposed Technical		
Previously Approved Funding for Database Upgrade Project	275,000	-
Align Budget for Pre-Development Costs with Anticipated Actuals	735,000	-
Adjust Project Coding for Payroll Expense Tax Funded Multifamily Capital	-	-
Align Community Self Determination Fund Allocation	-	-
Align Mandatory Housing Revenues with Anticipated Actuals	-	-
Final Miscellaneous Technical Adjustments	-	-
Align and Correct Weatherization Revenues	3,886,167	-
Final Adjustments for Standard Cost Changes	70,547	-
Fund Balancing Adjustments	-	-
Total Incremental Changes	\$3,089,848	3.00
Total 2025 Proposed Budget	\$342,424,821	69.00

Office of Housing

Description of Incremental Budget Changes

Baseline

Remove One-Time Items

Expenditures	\$(50,000)
Revenues	\$19,752,463

This item removes one-time funding added in the 2024 Adopted Budget for a work group to study sustainability needs of non-permanent supportive housing providers and removes one-time fund balancing entries. The removal of one-time fund balancing entries is reflected as an increase to revenues to the Low Income Housing Fund and the Office of Housing Fund.

Baseline Technical Adjustments to Community Development Block Grant Funding

Expenditures	\$657,000
Revenues	-

For the 2025-2026 Proposed Budget, the Executive removed Community Development Block Grant (CDBG) funds from departments' baseline budgets and reviewed department proposals for use of the federal grant funds for facilities and public services projects. This item removes \$160,972 of CDBG entitlement funding from the Office of Housing's baseline budget. This funding supports administrative and labor costs associated the department's management of CDBG revolving loan funds. This item backfills this funding with other housing specific fund sources to reflect that the department will incur these administrative costs regardless of whether CDBG entitlement funding is received. This \$160,972 of CDBG entitlement funding is proposed to be restored in the "Community Development Block Grant Funding for Administrative Support" incremental change item discussed below. Additionally, this item aligns non-labor budget for CDBG revolving loan funds with anticipated actuals.

Miscellaneous Technical Corrections

Expenditures	-
--------------	---

This budget-neutral item makes several technical adjustments to budget at the account level to align with anticipated actuals and provide detailed account coding for budget previously coded to default expenditures accounts. This item also shifts \$25 million of baseline budget associated with the Workforce Stabilization Fund from the Multifamily Lending budget program to the Asset Management budget program to align detailed budget coding with the accounting coding used for program expenditures. This change does not reflect a change in budget amount from the 2024 Adopted Budget for any program in the department.

Remove Erroneous Ongoing Budget

Expenditures	\$(906)
--------------	---------

This item corrects an erroneous Council Budget Action (CBA) from the 2024 Adopted Budget, which modified the employer contribution rate for Seattle City Employees Retirement System. The 2024 Proposed Budget included no ongoing General Fund (GF) budget for the Office of Housing, however GF budget was not fully removed at the account level due. When this CBA was centrally entered, GF budget was identified in pension accounts and adjusted accordingly. This item removes ongoing GF budget from OH to reflect that no ongoing costs in the department are supported by the GF.

Office of Housing

Bargained Annual Wage and Market Wage Increases to Base Budget

Expenditures \$1,219,174

This centrally administered change adjusts appropriations to reflect the Annual Wage Increases and Market Adjustments, as outlined in the agreements between the City and the Coalition of Unions or other standalone Unions, for personnel costs included in this department's baseline budget. This includes increases to salary, FICA, Medicare, retirement, overtime and temporary labor.

Citywide Adjustments for Standard Cost Changes

Expenditures \$(129,507)

Citywide technical adjustments made in the baseline phase reflect changes to internal services costs, including rates from the Department of Finance & Administrative Services, Seattle Information Technology Department, Seattle Department of Human Resources, and for healthcare, retirement, and industrial insurance charges for the department. These adjustments reflect initial assumptions about these costs and inflators early in the budget process.

Proposed Operating

Add Budget Manager in Finance Unit

Expenditures \$184,703

Position Allocation 1.00

This ongoing item adds funding and position authority for a Budget Manager (1.0 FTE Manager 1). The Office of Housing budget has grown by over 550% in the last decade, however the Finance Unit has not expanded since 2013. The Budget Manager will support budget development, tracking, and management. This additional staffing capacity will allow the department's Finance Director to refocus on policy, planning, and strategic initiatives. This item is funded using administration fund balance from the 2016 Housing Levy, which is projected to cover these labor costs for six to seven years. Ongoing funding for this position could be contemplated as part of the next Housing Levy renewal in 2030.

Add Community Development Specialist in Asset Management Unit

Expenditures \$90,542

Position Allocation 1.00

The proposed budget allocates \$133 million in Payroll Expense Tax proceeds in 2025 to support housing. This ongoing item uses payroll tax and 2023 Housing Levy funding to add funding and position authority in the Asset Management unit (1.0 FTE Community Development Specialist). This position will support asset management for Office of Housing (OH) funded units, ensuring ongoing affordability and compliance of units. This additional staffing capacity is necessary to maintain reasonable units-to-staff ratio in the Asset Management division. This item is funded with net-new 2023 Housing Levy funding and payroll tax offset by an equivalent reduction in payroll tax funded multifamily capital.

Add Administrative Staffing Support

Expenditures \$72,241

Position Allocation 1.00

The proposed budget allocates \$133 million in Payroll Expense Tax proceeds in 2025 to support housing. This ongoing item uses payroll tax and 2023 Housing Levy funding to add funding and position authority for administrative support (1.0 FTE Administrative Specialist II). This position will rotate through the Office of Housing to support the areas of highest need at any given time. For example, in January and February the position will support

Office of Housing

the contracts unit, in May and June the position will support production of the department's annual reports, and in September and October the position will support the Notice of Funding Availability process. This additional staffing capacity is necessary to maintain administrative support currently covered by temporary staff. This item is funded with net-new 2023 Housing Levy funding and payroll tax offset by an equivalent reduction in payroll tax funded multifamily capital.

Inflationary Adjustments for Agency Support Programs

Expenditures	\$416,714
--------------	-----------

The proposed budget allocates \$133 million in Payroll Expense Tax proceeds in 2025 to support housing. This ongoing item uses payroll tax and 2023 Housing Levy funding to provide inflationary adjustments to agency support programs. Financial modeling for the 2023 Housing Levy assumed inflationary adjustments for agency support programs and this item aligns budget authority with those assumptions. Inflationary adjustments for payroll tax funded agency supports are offset by an equivalent reduction in payroll tax funded multifamily capital.

Use Mandatory Housing Affordability Administrative Fund Balances to Support Multifamily Capital

Expenditures	\$7,000,000
Revenues	\$7,000,000

This one-time item increases budget for multifamily capital production by \$7 million in 2025 and by \$5 million in 2026, supported by Mandatory Housing Affordability (MHA) administrative fund balances. The Office of Housing has historically transferred MHA administrative fund balance to multifamily capital production whenever a significant balance has accumulated.

Community Development Block Grant Funding for Administrative Support

Expenditures	-
Revenues	\$160,972

For the 2025-2026 Proposed Budget, the Executive removed Community Development Block Grant (CDBG) funds from departments' baseline budgets and reviewed department proposals for use of the federal grant funds for facilities and public services projects. This item adds CDBG funding to support administrative and labor costs associated the department's management of CDBG revolving loan funds. This increase is offset by a removal of non-grant backed funding proposed to be added in the "Baseline Technical Adjustments to Community Development Block Grant Funding" incremental change item discussed above.

Dissolve Community Development Block Grant Revolving Loan Funds

Expenditures	\$(657,000)
--------------	-------------

This ongoing item reduces budget for the Multifamily Capital and Homeownership Community Development Block Grant (CDBG) revolving loan funds (RLFs) to reflect elimination of these RLFs. The Office of Housing currently manages three CDBG RLFs: Multifamily Capital, Homeownership, and Home Repair. CDBG RLFs use program income from previously awarded CDBG projects make new awards in each program area. OH maintains a robust Home Repair RLF, but is unable to quickly award funding in the Multifamily Capital and Homeownership RLFs given challenging eligibility and compliance requirements. OH will work in coordination with the Human Services Department Federal Grants Management Unit to dissolve these RLFs in 2025 and remaining funding will be reallocated to an eligible CDBG project.

Office of Housing

Hold Positions Vacant to Realize Payroll Expense Tax Savings

Expenditures \$(497,047)

The General Fund revenue forecast for the City's 2025-2026 Proposed Budget is insufficient to cover all anticipated Citywide costs. A portion of Payroll Expense Tax revenues are transferred to the General Fund. Payroll tax reductions were identified to facilitate this transfer to mitigate the General Fund shortfall. This ongoing item reduces labor budget in the payroll tax fund to reflect that the Office of Housing will hold three position vacant, including an Equity Advisor (Senior Community Development Specialist) in the Policy and Planning unit, a Multifamily Lender (Community Development Specialist) in the Multifamily Lending unit, and an Asset Management position (Community Development Specialist) in the Asset Management unit. These positions, added in 2022, have not yet been filled and holding the positions vacant will not require reallocation of workload.

Reduce Payroll Expense Tax Funding for Homeownership Capital

Expenditures \$(1,750,000)

The General Fund revenue forecast for the City's 2025-2026 Proposed Budget is insufficient to cover all anticipated Citywide costs. A portion of Payroll Expense Tax revenues are transferred to the General Fund. Payroll tax reductions were identified to facilitate this transfer to mitigate the General Fund shortfall. This ongoing item reduces payroll tax funding for homeownership capital production. The Office of Housing anticipates that projects currently in the homeownership capital pipeline will not be ready for funding for two to three years. Given the status of projects, this reduction is not anticipated to impact homeownership capital production in the biennium. To maintain adequate funding for anticipated homeownership capital projects, \$1,750,000 of payroll tax funding will be reprioritized from multifamily capital to homeownership capital beginning in the 2027-2028 biennium.

Reduce Payroll Expense Tax Funding for Multifamily Capital

Expenditures \$(7,596,229)

The General Fund revenue forecast for the City's 2025-2026 Proposed Budget is insufficient to cover all anticipated Citywide costs. A portion of Payroll Expense Tax revenues are transferred to the General Fund. Payroll tax reductions were identified to facilitate this transfer to mitigate the General Fund shortfall. This ongoing item reduces payroll tax funding for multifamily capital production by approximately \$7.6 million in 2025 and by approximately \$1.6 million in 2026. The impact of this reduction is offset by the one-time use of \$7 million in 2025 and \$5 million in 2026 of administrative fund balances from Mandatory Housing Affordability revenues for multifamily capital production per year in the proposed budget.

Fund Source Alignment for Staffing and Operational Support

Expenditures \$(836,551)

This item aligns fund sources for staffing and operational costs with the Office of Housing (OH) administrative funding methodology. Generally, staffing and operational costs in OH are covered by each fund source in an amount that is proportional to their share of the total OH budget. This item decreases the Office of Housing fund's share of administrative costs, and increases the Payroll Expense Tax fund's share of administrative cost with an offsetting reduction to payroll tax funded multifamily capital production.

Office of Housing

Proposed Technical

Previously Approved Funding for Database Upgrade Project

Expenditures \$275,000

This one-time item adds \$275,000 in 2025 to support remaining costs associated with the Office of Housing's database upgrade project. Funding for the prior years' portion of this project were approved and appropriated in the 2022 Mid-Year Supplemental Budget. This item is necessary to appropriate remaining funding for this project and is supported by reserves for this purpose in the Office of Housing fund.

Align Budget for Pre-Development Costs with Anticipated Actuals

Expenditures \$735,000

This one-time technical item adds \$735,000 for pre-development costs supported by 2023 Housing Levy administrative funds. This item is necessary to align budget authority with anticipated actuals. The 2023 Housing Levy includes \$10 million for pre-development costs and the Office of Housing remains on track to spend no more than that amount over the seven year levy period.

Adjust Project Coding for Payroll Expense Tax Funded Multifamily Capital

Expenditures -

The proposed budget allocates \$133 million in Payroll Expense Tax proceeds in 2025 to support housing. This ongoing, net-zero, technical item corrects detail project level coding to ensure accurate tracking of payroll tax funding intended for multifamily capital preservation. This item does not change how the department would otherwise allocate payroll tax funding in the multifamily program between new production and preservation of existing units.

Align Community Self Determination Fund Allocation

Expenditures -

The proposed budget allocates \$133 million in Payroll Expense Tax proceeds in 2025 to support housing. This ongoing, net-zero, technical item corrects detail project level coding to reflect that the Office of Housing intends to allocate 13%, approximately \$17.6 million, of payroll tax funding within the multifamily capital program to support the Community Self Determination Fund (CSDF). The CSDF program aims to reduce barriers for community-based organizations (CBOs) to enter the affordable housing sector, particularly for those CBOs that have historically been excluded from the industry.

Align Mandatory Housing Revenues with Anticipated Actuals

Revenues \$(28,750,000)

This ongoing technical item reduces revenue assumptions for the Mandatory Housing Affordability program from \$51 million to approximately \$22.3 million to reflect updated projections and expectations for the biennium.

Final Miscellaneous Technical Adjustments

Expenditures -

This budget-neutral item makes several technical adjustments to budget at the project and account level to align with anticipated actuals.

Office of Housing

Align and Correct Weatherization Revenues

Expenditures	\$3,886,167
Revenues	\$3,886,167

This one-time technical item increases expenditure and revenue budget in the weatherization program to reflect anticipated grants to be accepted during 2025. All weatherization grants will be accepted in supplemental budgets in 2025. Additionally, this item makes several technical corrections to remove prior year funding source codes and to update funding source codes used to track interdepartmental revenues from Seattle City Light.

Final Adjustments for Standard Cost Changes

Expenditures	\$70,547
--------------	----------

Citywide technical adjustments made in the proposed phase reflect changes to internal services costs, including rates from the Department of Finance & Administrative Services, Seattle Information Technology Department, Seattle Department of Human Resources, and for healthcare for the department. These adjustments reflect final decisions about these costs made during the Proposed Phase of the budget process.

Fund Balancing Adjustments

Revenues	\$10,361,505
----------	--------------

This is a technical item to record a fund balancing entry for the Low Income Housing Fund (16400) and the Office of Housing Fund (Fund 16600), which are primarily managed by this department.

Office of Housing

Expenditure Overview

Appropriations	2023 Actuals	2024 Adopted	2025 Proposed	2026 Proposed
OH - BO-HU-1000 - Leadership and Administration				
00100 - General Fund	1,074,572	50,000	-	-
14500 - Payroll Expense Tax	375,719	3,013,687	4,161,738	4,479,796
16440 - Housing Program Support Fund	47,498	-	-	-
16600 - Office of Housing Fund	5,755,402	6,901,739	7,433,688	6,527,790
Total for BSL: BO-HU-1000	7,253,191	9,965,426	11,595,426	11,007,586
OH - BO-HU-2000 - Homeownership & Sustainability				
00100 - General Fund	193,646	907	-	-
14500 - Payroll Expense Tax	2,612,716	8,788,264	7,089,091	7,110,349
16400 - Low Income Housing Fund	-	16,309,460	19,997,916	16,309,460
16403 - 2002 Levy Multipurpose Fund	316,000	-	-	-
16411 - 1995 Housing Levy Capital Fund	93,055	-	-	-
16416 - 2009 Housing Levy Capital Fund	272,000	-	-	-
16418 - 2016 Housing Levy Capital Fund	588,115	-	-	-
16430 - Housing Incentive Fund	6,136,739	-	-	-
16440 - Housing Program Support Fund	5,591,359	-	-	-
16600 - Office of Housing Fund	2,651,285	2,522,588	2,984,108	2,896,753
Total for BSL: BO-HU-2000	18,454,915	27,621,219	30,071,115	26,316,562
OH - BO-HU-3000 - Multifamily Housing				
00100 - General Fund	9,729,061	-	-	-
14000 - Coronavirus Local Fiscal Recovery Fund	1,365,667	-	-	-
14500 - Payroll Expense Tax	56,837,768	130,312,200	121,592,968	127,470,941
16400 - Low Income Housing Fund	-	169,102,755	176,519,469	175,372,649
16402 - 2002 Levy Very LIH Fund	18,510	-	-	-
16404 - 2002 Levy O&M Fund	591,206	-	-	-
16410 - 1986 Housing Levy Capital Fund	499,494	-	-	-
16411 - 1995 Housing Levy Capital Fund	176,637	-	-	-
16412 - 1995 Levy O&M Fund	518,604	-	-	-
16416 - 2009 Housing Levy Capital Fund	257,675	-	-	-
16417 - 2009 Levy O&M Fund	646,631	-	-	-
16418 - 2016 Housing Levy Capital Fund	57,071,477	-	-	-
16419 - 2016 Levy O&M Fund	19,447,334	-	-	-
16420 - 1986 Levy O&M Fund	608,710	-	-	-
16421 - O&M Sales Tax	1,364,987	-	-	-
16430 - Housing Incentive Fund	55,058,517	-	-	-

Office of Housing

Appropriations	2023	Appropriations	2023	Appropriations
16440 - Housing Program Support Fund	12,330,869	-	-	-
16600 - Office of Housing Fund	2,381,748	2,333,374	2,645,843	2,738,679
Total for BSL: BO-HU-3000	218,904,893	301,748,329	300,758,281	305,582,270

Department Total	244,612,999	339,334,974	342,424,821	342,906,418
-------------------------	--------------------	--------------------	--------------------	--------------------

Department Full-Time Equivalents Total*	63.50	66.00	69.00	69.00
--	--------------	--------------	--------------	--------------

** FTE totals are provided for informational purposes only. Changes in FTEs resulting from City Council or Human Resources Director actions outside of the budget process may not be detailed here*

Budget Summary by Fund Office of Housing

	2023	2024	2025	2026
	Actuals	Adopted	Proposed	Proposed
00100 - General Fund	10,997,279	50,906	-	-
14000 - Coronavirus Local Fiscal Recovery Fund	1,365,667	-	-	-
14500 - Payroll Expense Tax	59,826,204	142,114,151	132,843,797	139,061,087
16400 - Low Income Housing Fund	-	185,412,215	196,517,385	191,682,109
16402 - 2002 Levy Very LIH Fund	18,510	-	-	-
16403 - 2002 Levy Multipurpose Fund	316,000	-	-	-
16404 - 2002 Levy O&M Fund	591,206	-	-	-
16410 - 1986 Housing Levy Capital Fund	499,494	-	-	-
16411 - 1995 Housing Levy Capital Fund	269,692	-	-	-
16412 - 1995 Levy O&M Fund	518,604	-	-	-
16416 - 2009 Housing Levy Capital Fund	529,675	-	-	-
16417 - 2009 Levy O&M Fund	646,631	-	-	-
16418 - 2016 Housing Levy Capital Fund	57,659,592	-	-	-
16419 - 2016 Levy O&M Fund	19,447,334	-	-	-
16420 - 1986 Levy O&M Fund	608,710	-	-	-
16421 - O&M Sales Tax	1,364,987	-	-	-
16430 - Housing Incentive Fund	61,195,255	-	-	-
16440 - Housing Program Support Fund	17,969,726	-	-	-
16600 - Office of Housing Fund	10,788,435	11,757,701	13,063,639	12,163,222
Budget Totals for OH	244,612,999	339,334,974	342,424,821	342,906,418

Office of Housing

Revenue Overview

2025 Estimated Revenues

Account Code	Account Name	2023 Actuals	2024 Adopted	2025 Proposed	2026 Proposed
331110	Direct Fed Grants	1,365,667	-	-	-
Total Revenues for: 14000 - Coronavirus Local Fiscal Recovery Fund		1,365,667	-	-	-
311010	Real & Personal Property Taxes	-	130,037,167	130,037,167	130,037,167
313010	Sales & Use Tax-Local Share	-	3,500,000	3,500,000	3,500,000
331000	Direct Federal Grants	-	5,411	5,411	5,411
331110	Direct Fed Grants	-	7,121,359	7,121,359	7,121,359
334010	State Grants	-	(50,506)	(50,506)	(50,506)
334090	State Grants-Passthr	-	600,000	4,288,456	600,000
337010	Grants & Contr From Local Govt	-	4,404,806	4,404,806	4,404,806
345020	Zoning & Subdivision Fees	-	45,900,000	19,650,000	19,650,000
360010	Investment Interest	-	2,000,000	2,000,000	2,000,000
360590	Program Income	-	4,000,000	4,000,000	4,000,000
374030	Capital Contr-Fed Dir Grants	-	2,968,574	2,968,574	2,968,574
397010	Operating Transfers In	-	(427,573)	6,572,427	4,572,427
Total Revenues for: 16400 - Low Income Housing Fund		-	200,059,238	184,497,694	178,809,238
400000	Use of/Contribution to Fund Balance	-	(14,647,023)	12,019,691	12,872,871
Total Resources for:16400 - Low Income Housing Fund		-	185,412,215	196,517,385	191,682,109
360020	Inv Earn-Residual Cash	14,820	-	-	-
360140	Loan Interest Pmts Per Terms	4,215	-	-	-
360600	Principal On Loan	5,159	-	-	-
Total Revenues for: 16402 - 2002 Levy Very LIH Fund		24,193	-	-	-
360020	Inv Earn-Residual Cash	181,573	-	-	-
360140	Loan Interest Pmts Per Terms	30,866	-	-	-
360150	Interest On Loan Payoffs	39,178	-	-	-
360600	Principal On Loan	186,695	-	-	-
Total Revenues for: 16403 - 2002 Levy Multipurpose Fund		438,312	-	-	-
360020	Inv Earn-Residual Cash	128,485	-	-	-
Total Revenues for: 16404 - 2002 Levy O&M Fund		128,485	-	-	-

Office of Housing

Account Code	Account Name	2023 Actuals	2024 Adopted	2025 Proposed	2026 Proposed
360020	Inv Earn-Residual Cash	3,817	-	-	-
360140	Loan Interest Pmts Per Terms	37,702	-	-	-
360600	Principal On Loan	515,542	-	-	-
Total Revenues for: 16410 - 1986 Housing Levy Capital Fund		557,061	-	-	-
360020	Inv Earn-Residual Cash	149,439	-	-	-
360140	Loan Interest Pmts Per Terms	70,431	-	-	-
360600	Principal On Loan	107,571	-	-	-
Total Revenues for: 16411 - 1995 Housing Levy Capital Fund		327,442	-	-	-
360020	Inv Earn-Residual Cash	116,101	-	-	-
Total Revenues for: 16412 - 1995 Levy O&M Fund		116,101	-	-	-
360020	Inv Earn-Residual Cash	81,564	-	-	-
360140	Loan Interest Pmts Per Terms	17,465	-	-	-
360150	Interest On Loan Payoffs	10,665	-	-	-
360600	Principal On Loan	44,320	-	-	-
360900	Miscellaneous Revs-Other Rev	35	-	-	-
Total Revenues for: 16413 - 1995 Levy Homebuyer Assist		154,049	-	-	-
360020	Inv Earn-Residual Cash	415,297	-	-	-
360140	Loan Interest Pmts Per Terms	3,569	-	-	-
360150	Interest On Loan Payoffs	34,118	-	-	-
360600	Principal On Loan	147,511	-	-	-
Total Revenues for: 16416 - 2009 Housing Levy Capital Fund		600,494	-	-	-
311010	Real & Personal Property Taxes	217	-	-	-
360020	Inv Earn-Residual Cash	157,110	-	-	-
Total Revenues for: 16417 - 2009 Levy O&M Fund		157,326	-	-	-
311010	Real & Personal Property Taxes	30,787,086	-	-	-
360020	Inv Earn-Residual Cash	3,096,310	-	-	-
360150	Interest On Loan Payoffs	338,671	-	-	-
360600	Principal On Loan	18,489,466	-	-	-
Total Revenues for: 16418 - 2016 Housing Levy Capital Fund		52,711,534	-	-	-
311010	Real & Personal Property Taxes	6,064,970	-	-	-
360020	Inv Earn-Residual Cash	136,468	-	-	-

Office of Housing

Account Code	Account Name	2023 Actuals	2024 Adopted	2025 Proposed	2026 Proposed
360140	Loan Interest Pmts Per Terms	364,479	-	-	-
360600	Principal On Loan	1,477,933	-	-	-
Total Revenues for: 16419 - 2016 Levy O&M Fund		8,043,850	-	-	-
360020	Inv Earn-Residual Cash	65,343	-	-	-
Total Revenues for: 16420 - 1986 Levy O&M Fund		65,343	-	-	-
360020	Inv Earn-Residual Cash	462,853	-	-	-
Total Revenues for: 16421 - O&M Sales Tax		462,853	-	-	-
345020	Zoning & Subdivision Fees	52,751,354	-	-	-
360020	Inv Earn-Residual Cash	6,557,127	-	-	-
360140	Loan Interest Pmts Per Terms	181,410	-	-	-
360150	Interest On Loan Payoffs	173,930	-	-	-
360600	Principal On Loan	25,332,832	-	-	-
Total Revenues for: 16430 - Housing Incentive Fund		84,996,655	-	-	-
313020	Sales & Use Tax	4,279,937	-	-	-
331110	Direct Fed Grants	5,710,763	-	-	-
333110	Ind Fed Grants	4,116,208	-	-	-
334010	State Grants	1,192,411	-	-	-
341300	Administrative Fees & Charges	2,229,481	-	-	-
344040	Mitigation Payments	2,500,000	-	-	-
360020	Inv Earn-Residual Cash	761,050	-	-	-
360140	Loan Interest Pmts Per Terms	92,215	-	-	-
360150	Interest On Loan Payoffs	157,394	-	-	-
360600	Principal On Loan	1,442,839	-	-	-
360900	Miscellaneous Revs-Other Rev	527,683	-	-	-
Total Revenues for: 16440 - Housing Program Support Fund		23,009,980	-	-	-
311010	Real & Personal Property Taxes	3,534,511	8,571,428	8,571,428	8,571,428
331000	Direct Federal Grants	-	600	600	600
331110	Direct Fed Grants	496,794	1,411,486	1,572,458	1,572,458
333110	Ind Fed Grants	447,197	387,731	387,731	387,731
334010	State Grants	415,098	50,506	50,506	50,506
334090	State Grants-Passthr	-	250,000	447,711	250,000
337010	Grants & Contr From Local Govt	(36,122)	-	-	-
341300	Administrative Fees & Charges	1,121,754	815,000	815,000	815,000
345010	Design & Planning Fees	271,009	250,000	250,000	250,000

Office of Housing

Account Code	Account Name	2023 Actuals	2024 Adopted	2025 Proposed	2026 Proposed
345020	Zoning & Subdivision Fees	5,764,184	5,100,000	2,600,000	2,600,000
360020	Inv Earn-Residual Cash	432,577	-	-	-
360220	Interest Earned On Delinquent A	(356)	-	-	-
360900	Miscellaneous Revs-Other Rev	260,929	-	-	-
397010	Operating Transfers In	-	26,390	26,390	26,390
Total Revenues for: 16600 - Office of Housing Fund		12,707,573	16,863,142	14,721,825	14,524,114
400000	Use of/Contribution to Fund Balance	-	(5,105,441)	(1,658,186)	(2,360,892)
Total Resources for: 16600 - Office of Housing Fund		12,707,573	11,757,701	13,063,639	12,163,222
Total OH Resources		185,866,917	197,169,917	209,581,024	203,845,331

Appropriations by Budget Summary Level and Program

OH - BO-HU-1000 - Leadership and Administration

The purpose of the Leadership & Administration Budget Summary Level is to provide centralized leadership, strategic planning, program development, financial management, and administrative support services to the office.

Program Expenditures	2023 Actuals	2024 Adopted	2025 Proposed	2026 Proposed
Citywide Indirect Costs	1,811,603	2,058,356	1,999,396	2,182,928
Departmental Indirect Costs	3,911,495	5,243,507	6,076,007	5,927,507
Policy & Planning	2,219,899	3,287,109	4,242,994	3,661,715
Pooled Benefits	(689,806)	(623,546)	(722,971)	(764,564)
Total	7,253,191	9,965,426	11,595,426	11,007,586
Full-time Equivalents Total*	27.50	29.50	31.50	31.50

**FTE totals are provided for informational purposes only. Changes in FTEs resulting from City Council or Human Resources Director actions outside of the budget process may not be detailed here*

The following information summarizes the programs in Leadership and Administration Budget Summary Level:

Citywide Indirect Costs

The purpose of the Citywide Indirect Costs program is to fund internal services costs originating from outside of the department such as allocated costs from the Department of Finance and Administrative Services and Seattle Information Technology Department.

Expenditures/FTE	2023 Actuals	2024 Adopted	2025 Proposed	2026 Proposed
Citywide Indirect Costs	1,811,603	2,058,356	1,999,396	2,182,928

Office of Housing

Departmental Indirect Costs

The purpose of the Departmental Indirect Costs program is to fund costs associated with management of the department. This may include personnel costs related to department leadership and administration or other administrative costs such as external rent and operating supplies or services.

Expenditures/FTE	2023 Actuals	2024 Adopted	2025 Proposed	2026 Proposed
Departmental Indirect Costs	3,911,495	5,243,507	6,076,007	5,927,507
Full Time Equivalents Total	14.50	15.50	17.50	17.50

Policy & Planning

The purpose of the Policy & Planning program is to provide strategic planning, program development, and vacant land redevelopment services to increase housing opportunities for Seattle residents.

Expenditures/FTE	2023 Actuals	2024 Adopted	2025 Proposed	2026 Proposed
Policy & Planning	2,219,899	3,287,109	4,242,994	3,661,715
Full Time Equivalents Total	13.00	14.00	14.00	14.00

Pooled Benefits

The purpose of the Pooled Benefits program is to fund department costs associated with health and dental insurance, workers compensation, and unemployment insurance contributions.

Expenditures/FTE	2023 Actuals	2024 Adopted	2025 Proposed	2026 Proposed
Pooled Benefits	(689,806)	(623,546)	(722,971)	(764,564)

OH - BO-HU-2000 - Homeownership & Sustainability

The purpose of the Homeownership & Sustainability Budget Summary Level is to provide loans, grants, and other types of assistance to affordable housing providers and low-income Seattle residents in order to support permanently affordable homeownership, address displacement risks, provide health and safety home repair needs, and implement energy efficiency improvements for qualifying properties.

Program Expenditures	2023 Actuals	2024 Adopted	2025 Proposed	2026 Proposed
Home Ownership	7,786,975	16,179,273	14,510,985	14,545,165
Home Repair	1,118,881	1,408,210	1,449,869	1,467,295
Weatherization	9,549,059	10,033,736	14,110,261	10,304,102
Total	18,454,915	27,621,219	30,071,115	26,316,562
Full-time Equivalents Total*	19.00	20.00	20.00	20.00

**FTE totals are provided for informational purposes only. Changes in FTEs resulting from City Council or Human Resources Director actions outside of the budget process may not be detailed here*

Office of Housing

The following information summarizes the programs in Homeownership & Sustainability Budget Summary Level:

Home Ownership

The purpose of the Home Ownership program is to support first-time homebuyers and existing low-income homeowners through down payment assistance loans, subsidies for permanently affordable homes, and foreclosure prevention loans.

	2023	2024	2025	2026
Expenditures/FTE	Actuals	Adopted	Proposed	Proposed
Home Ownership	7,786,975	16,179,273	14,510,985	14,545,165
Full Time Equivalents Total	3.50	3.50	3.50	3.50

Home Repair

The purpose of the Home Repair program is to provide grants or no- to low-interest loans to assist low-income homeowners with critical home repairs.

	2023	2024	2025	2026
Expenditures/FTE	Actuals	Adopted	Proposed	Proposed
Home Repair	1,118,881	1,408,210	1,449,869	1,467,295
Full Time Equivalents Total	2.00	2.00	2.00	2.00

Weatherization

The purpose of the Weatherization program is provide grants to increase energy efficiency and lower utility costs for low-income residents in both single-family and multifamily properties.

	2023	2024	2025	2026
Expenditures/FTE	Actuals	Adopted	Proposed	Proposed
Weatherization	9,549,059	10,033,736	14,110,261	10,304,102
Full Time Equivalents Total	13.50	14.50	14.50	14.50

OH - BO-HU-3000 - Multifamily Housing

The purpose of the Multifamily Housing Budget Summary Level is to support the development, preservation, and acquisition of multifamily rental housing, as well as the long-term stewardship and monitoring of that housing, and to support affordable housing providers and low-income residents.

Program Expenditures	2023	2024	2025	2026
	Actuals	Adopted	Proposed	Proposed
Asset Management	51,597,642	22,993,122	51,888,642	57,323,039
Multifamily Lending	167,307,250	278,755,207	248,869,639	248,259,231
Total	218,904,893	301,748,329	300,758,281	305,582,270
Full-time Equivalents Total*	17.00	16.50	17.50	17.50

*FTE totals are provided for informational purposes only. Changes in FTEs resulting from City Council or Human Resources Director actions outside of the budget process may not be detailed here

Office of Housing

The following information summarizes the programs in Multifamily Housing Budget Summary Level:

Asset Management

The purpose of the Asset Management program is to monitor the housing portfolio to ensure that the policy objectives of the City are achieved and the units remain in good condition.

	2023	2024	2025	2026
Expenditures/FTE	Actuals	Adopted	Proposed	Proposed
Asset Management	51,597,642	22,993,122	51,888,642	57,323,039
Full Time Equivalents Total	7.50	7.50	8.50	8.50

Multifamily Lending

The purpose of the Multifamily Lending program is to employ the Housing Levy and other federal and local funding to make low-interest loans to developers to develop or preserve affordable multifamily rental housing.

	2023	2024	2025	2026
Expenditures/FTE	Actuals	Adopted	Proposed	Proposed
Multifamily Lending	167,307,250	278,755,207	248,869,639	248,259,231
Full Time Equivalents Total	9.50	9.00	9.00	9.00

Office of Immigrant and Refugee Affairs

Hamdi Mohamed, Director

(206) 233-3886

www.seattle.gov/iandraffairs

Department Overview

The Office of Immigrant and Refugee Affairs (OIRA) was established in 2012 by Seattle Ordinance 123822 to recognize the importance and need for a stronger relationship and increased accountability between the City of Seattle and immigrant and refugee communities. OIRA serves as the backbone and coordinator of key City efforts across all departments to advance equity and access for immigrants and refugees.

As an office dedicated to serving immigrants refugees, OIRA's core values and shared agreements are centered around integrity, humility, communities, innovation, gratitude, respect, accountability, partnership, and transparency. OIRA address the underlying causes of inequities and develop programs and policies that empower community partners and those they serve.

OIRA serves immigrant and refugee Seattle residents in the areas of language access, immigration legal services, workforce development, and more. OIRA is focused on incorporating community needs and direct feedback in policy decisions and program development while also centering the City's Race and Social Justice Initiative.

Budget Snapshot

	2023 Actuals	2024 Adopted	2025 Proposed	2026 Proposed
Department Support				
General Fund Support	5,462,339	6,241,007	6,224,830	6,570,612
Other Funding - Operating	175,004	163,114	142,227	151,567
Total Operations	5,637,344	6,404,121	6,367,057	6,722,179
Total Appropriations	5,637,344	6,404,121	6,367,057	6,722,179
Full-Time Equivalents Total*	12.00	12.50	12.50	12.50

** FTE totals are provided for informational purposes only. Changes in FTEs resulting from City Council or Human Resources Director actions outside of the budget process may not be detailed here*

Budget Overview

The City's 2025-2026 Proposed Budget maintains core services for OIRA. The department will continue to invest in programs such as the Legal Defense Network, the New Citizen Campaign, the New Citizen Program, the Immigrant Safety and Access Network, the Language Access program, and the Ready to Work program. Due to the General Fund forecast for the City's 2025-26 Proposed Budget being insufficient to cover all anticipated Citywide costs, budget alignments were made to reduce OIRA's budget for an intern, reduce some of their position underspend costs, and distribute their language access subscription cost to all departments who use the language access tool.

OIRA's core services will allow OIRA to respond to issues affecting immigrants and refugees in the region, including assisting recent migrant arrivals with translation, legal, and social services.

Office of Immigrant and Refugee Affairs

Incremental Budget Changes

Office of Immigrant and Refugee Affairs

	Dollars	FTE
2024 Adopted Budget	6,404,121	12.50
Baseline		
Bargained Annual Wage and Market Wage Increases to Base Budget	225,557	-
Citywide Adjustments for Standard Cost Changes	54	-
Removal of 2024 One-Time Adds	(225,000)	-
Remove CDBG From Baseline	(650,200)	-
Proposed Operating		
Align Workforce Development Position Budget	(37,150)	-
CDBG Ready To Work Continuation	700,000	-
Eliminate Intern Budget	(16,850)	-
Transfer Language Access Program Costs	(25,000)	-
Proposed Technical		
Final Adjustments for Standard Cost Changes	(14,872)	-
New Citizenship Program Fund Source Update	6,397	-
Total Incremental Changes	\$(37,064)	-
Total 2025 Proposed Budget	\$6,367,057	12.50

Description of Incremental Budget Changes

Baseline

Bargained Annual Wage and Market Wage Increases to Base Budget

Expenditures \$225,557

This centrally administered change adjusts appropriations to reflect the Annual Wage Increases and Market Adjustments, as outlined in the agreements between the City and the Coalition of Unions or other standalone Unions, for personnel costs included in this department's baseline budget. This includes increases to salary, FICA, Medicare, retirement, overtime and temporary labor.

Citywide Adjustments for Standard Cost Changes

Expenditures \$54

Citywide technical adjustments made in the baseline phase reflect changes to internal services costs, including rates from the Department of Finance & Administrative Services, Seattle Information Technology Department, Seattle Department of Human Resources, and for healthcare, retirement, and industrial insurance charges for the department. These adjustments reflect initial assumptions about these costs and inflators early in the budget process.

Office of Immigrant and Refugee Affairs

Removal of 2024 One-Time Adds

Expenditures	\$(225,000)
--------------	-------------

This item removes \$225,000 of one-time General Fund added in the 2024 Adopted Budget to support a conference on human trafficking.

Remove CDBG From Baseline

Expenditures	\$(650,200)
Revenues	\$(650,200)

For the 2025-2026 Proposed Budget, the Executive removed Community Development Block Grant funds from departments' baselines and reviewed department proposals for use of the federal grant funds for facilities and public services projects.

This item was restored and increased in the Proposed Budget. See corresponding item "CDBG Ready To Work Continuation."

Proposed Operating

Align Workforce Development Position Budget

Expenditures	\$(37,150)
--------------	------------

This item decreases expenditures by \$37,150 Payroll Expense Tax ongoing to align salary budget for the Workforce Policy and Partnerships Manager position with actual costs. The position was added in the 2023 budget, and the actual cost of the position is less than what was added in the budget. There are no programmatic impacts to this reduction.

CDBG Ready To Work Continuation

Expenditures	\$700,000
Revenues	\$700,000

For the 2025-2026 Proposed Budget, the administration removed Community Development Block Grant funds from departments' baselines and reviewed department proposals for use of the federal grant funds for facilities and public services projects.

In OIRA, the budget provides \$700,000 to support the Ready To Work (RTW) program which was created by the City of Seattle in 2015 to empower and support immigrants and refugees in overcoming barriers on their journey to economic stability, quality jobs, and integration into life in Seattle.

See corresponding item "Remove CDBG From Baseline."

Eliminate Intern Budget

Expenditures	\$(16,850)
--------------	------------

This item decreases expenditures by \$16,850 General Fund ongoing to eliminate the intern program. OIRA has hired an intern the past three years to provide opportunities for immigrant youth to integrate into the workforce.

Transfer Language Access Program Costs

Expenditures	\$(25,000)
--------------	------------

Office of Immigrant and Refugee Affairs

This item decreases expenditures by \$25,000 General Fund ongoing to reflect the transfer of the subscription costs for the city's centralized translation tool from OIRA to IT central costs. There are no programmatic impacts from this reduction.

Proposed Technical

Final Adjustments for Standard Cost Changes

Expenditures \$(14,872)

Citywide technical adjustments made in the proposed phase reflect changes to internal services costs, including rates from the Department of Finance & Administrative Services, Seattle Information Technology Department, Seattle Department of Human Resources, and for healthcare for the department. These adjustments reflect final decisions about these costs made during the Proposed Phase of the budget process.

New Citizenship Program Fund Source Update

Expenditures \$6,397

Revenues \$6,397

This item updates the funding source for two annual grants received to support the New Citizen Program (NCP). The NCP partners with 10 community-based organizations located through Seattle and King County to help low-income immigrants and refugees become US citizens.

Expenditure Overview

	2023 Actuals	2024 Adopted	2025 Proposed	2026 Proposed
Appropriations				
OIRA - BO-IA-X1N00 - Office of Immigrant and Refugee Affairs				
00100 - General Fund	5,462,339	6,241,007	6,224,830	6,570,612
14500 - Payroll Expense Tax	175,004	163,114	142,227	151,567
Total for BSL: BO-IA-X1N00	5,637,344	6,404,121	6,367,057	6,722,179
Department Total	5,637,344	6,404,121	6,367,057	6,722,179
Department Full-Time Equivalents Total*	12.00	12.50	12.50	12.50

* FTE totals are provided for informational purposes only. Changes in FTEs resulting from City Council or Human Resources Director actions outside of the budget process may not be detailed here

Budget Summary by Fund Office of Immigrant and Refugee Affairs

	2023 Actuals	2024 Adopted	2025 Proposed	2026 Proposed
00100 - General Fund	5,462,339	6,241,007	6,224,830	6,570,612
14500 - Payroll Expense Tax	175,004	163,114	142,227	151,567
Budget Totals for OIRA	5,637,344	6,404,121	6,367,057	6,722,179

Office of Immigrant and Refugee Affairs

Revenue Overview

2025 Estimated Revenues

Account Code	Account Name	2023 Actuals	2024 Adopted	2025 Proposed	2026 Proposed
331110	Direct Fed Grants	595,938	650,200	700,000	700,000
334010	State Grants	679,093	865,600	870,000	870,000
337010	Grants & Contr From Local Govt	29,678	51,652	53,649	53,649
360900	Miscellaneous Revs-Other Rev	100,000	-	-	-
Total Revenues for: 00100 - General Fund		1,404,710	1,567,452	1,623,649	1,623,649
Total OIRA Resources		1,404,710	1,567,452	1,623,649	1,623,649

Appropriations by Budget Summary Level and Program

OIRA - BO-IA-X1N00 - Office of Immigrant and Refugee Affairs

The purpose of the Office of Immigrant and Refugee Affairs Budget Summary Level is to facilitate the successful integration of immigrants and refugees into Seattle's civic, economic, and cultural life and to advocate on behalf of immigrant and refugee communities so that the City's programs and services better meet the unique needs of these constituents.

Program Expenditures	2023 Actuals	2024 Adopted	2025 Proposed	2026 Proposed
Office of Immigrant and Refugee	5,637,344	6,404,121	6,367,057	6,722,179
Total	5,637,344	6,404,121	6,367,057	6,722,179
Full-time Equivalents Total*	12.00	12.50	12.50	12.50

**FTE totals are provided for informational purposes only. Changes in FTEs resulting from City Council or Human Resources Director actions outside of the budget process may not be detailed here*

Office of Labor Standards

Steven Marchese, Director

(206) 684-5397

www.seattle.gov/laborstandards

Department Overview

The mission of the Office of Labor Standards (OLS) is to advance labor standards through thoughtful community and business engagement, strategic enforcement, and innovative policy development, with a commitment to race and social justice. The Office of Labor Standards focuses on the implementation of labor standards for workers that perform work within Seattle city limits. As of January 1, 2025, there are 19 such standards, established through City ordinances:

- **Paid Sick and Safe Time Ordinance** requires employers with one or more full-time equivalent employees to provide paid sick and safe time;
- **Fair Chance Employment Ordinance** restricts how employers can use conviction and arrest records during the hiring process and course of employment;
- **Minimum Wage Ordinance** establishes a minimum hourly wage that increases each year based on rates set by ordinance and adjusted for the rate of inflation;
- **Wage Theft Ordinance** requires employers to provide written notice of employment information and pay all compensation due by reason of employment (including wages and tips) on a regular pay day;
- **Secure Scheduling Ordinance** establishes scheduling requirements for covered retail and food service establishments to provide schedule predictability and increased access to hours;
- **Domestic Workers Ordinance** provides protections for domestic workers and establishes a Domestic Workers Standards Board; and
- **Commuter Benefits Ordinance** requires employers to provide commuter benefits on a pre-tax basis.
- **Independent Contractor Protections Ordinance** requires commercial hiring entities to provide certain pre-contract disclosures, payment disclosures, and requiring timely payment of contracts.
- **Cannabis Employee Job Retention Ordinance** requires certain employers to take certain actions to reduce job insecurity in the cannabis industry.

Four ordinances protect the rights of hotel workers:

- **Hotel Employee Safety Protections Ordinance** requires employers to take certain steps to prevent and report violent and harassing conduct by guests and to support employees who report this conduct;
- **The Protecting Hotel Employees from Injury Ordinance** limits the workload of employees who clean hotel rooms to reduce the frequency and occurrence of injuries associated with room cleaning;
- **The Improving Access to Medical Care for Hotel Employees Ordinance** requires employers to provide employees working in large hotels with increased access to medical care; and
- **The Hotel Employees Job Retention Ordinance** requires employers to take certain actions to reduce job insecurity in the hospitality industry.

Three ordinances protect the rights of app-based workers:

- **App-Based Worker Paid Sick and Safe Time Ordinance** establishes paid sick and safe time protections for certain app-based workers.
- **App-Based Worker Minimum Payment Ordinance** establishing minimum pay requirements, and transparency and flexibility standards for certain app-based workers.
- **App-Based Worker Deactivation Rights Ordinances** establishes protections against certain deactivations from the platforms of covered companies, among other rights.

OLS is also responsible for the administration of three additional temporary ordinances that grant protections to

Office of Labor Standards

certain workers during the COVID-19 civil emergency. These three laws are enforceable until late 2025:

- **Paid Sick and Safe Time for Gig Workers**, requiring covered transportation network and food delivery network companies to provide paid sick and safe time to gig workers during, and for 180 days following the conclusion of, the COVID-19 civil emergency.
- **Premium Pay for Gig Workers**, requiring covered food delivery network companies to provide premium pay to gig workers.
- **Grocery Employee Hazard Pay**, requiring certain grocery businesses to pay hazard pay to employees during the civil emergency.

OLS provides education and technical assistance to the business and worker communities. As a part of these efforts, OLS manages the **Community Outreach and Education Fund** to foster collaboration between OLS and the community with funds to develop awareness and understanding of the worker rights provided by Seattle's labor standards. The office also manages the **Business Outreach and Education Fund** which provides technical assistance to small businesses to increase compliance with Seattle's labor standards. The fund emphasizes outreach to businesses owned by low-income and historically disenfranchised communities who typically are not served by traditional outreach methods.

Budget Snapshot

	2023 Actuals	2024 Adopted	2025 Proposed	2026 Proposed
Department Support				
Other Funding - Operating	8,805,801	9,041,478	8,424,784	8,246,777
Total Operations	8,805,801	9,041,478	8,424,784	8,246,777
Total Appropriations	8,805,801	9,041,478	8,424,784	8,246,777
Full-Time Equivalents Total*	36.00	43.00	40.00	40.00

* FTE totals are provided for informational purposes only. Changes in FTEs resulting from City Council or Human Resources Director actions outside of the budget process may not be detailed here

Budget Overview

The City's 2025-2026 Proposed Budget maintains core services for the Office of Labor Standards (OLS) at a reduced scale to realign with available resources. OLS will continue to promote labor standards through outreach, education, and technical assistance. OLS will continue to collect and analyze data on labor standards enforcement, develop labor standards policies, and administer and enforce the City of Seattle labor ordinances.

The General Fund revenue forecast for the City's 2025-2026 Proposed Budget is insufficient to cover all anticipated Citywide costs. General Fund reductions were identified to mitigate this shortfall. To preserve critical City services due to the General Fund deficit, budget adjustments were made to OLS. The Business Outreach and Education Fund will be funded with \$500,000 after a reduction of \$100,000. The Community Outreach and Education Fund will be fully funded at \$1,500,000 in 2025 and will receive \$1,000,000 in 2026 after a \$500,000 reduction. The enforcement team and outreach team will receive a reduction of 3 positions. The general operating expenses for communications and outreach activities will receive \$152,000 after reductions of \$216,000. These reductions will realign the OLS budget with available resources for the 2025-2026 Proposed Budget.

Lastly, the 2025-2026 Proposed Budget make several technical adjustments to the OLS budget including an annual wage increase for staff, increased costs for internal central services, and the removal of one-time items from the previous year's budget.

Office of Labor Standards

Incremental Budget Changes

Office of Labor Standards

	Dollars	FTE
2024 Adopted Budget	9,041,478	43.00
Baseline		
Bargained Annual Wage and Market Wage Increases to Base Budget	694,934	-
Citywide Adjustments for Standard Cost Changes	192,528	-
Reversal of one-time adds	(625,000)	-
Proposed Operating		
Remove Planning & Development Specialist Position	(155,627)	(1.00)
Remove Strategic Advisor Position	(184,703)	(1.00)
Remove Civil Rights Analyst Position	(158,958)	(1.00)
Defund Civil Rights Analyst Position	(125,154)	-
Restoration of General Operating Expense Reduction	87,810	-
Reduce General Operating Expense Budget	(215,810)	-
Reduction to Business Outreach and Education Fund	(100,000)	-
Reduction to Community Outreach and Education Fund, On-going	-	-
Reduce Community Outreach and Education Fund, One-Time	-	-
Proposed Technical		
Final Adjustments for Standard Cost Changes	(26,714)	-
OLS Fund Revenue Updates	-	-
Total Incremental Changes	\$(616,694)	(3.00)
Total 2025 Proposed Budget	\$8,424,784	40.00

Description of Incremental Budget Changes

Baseline

Bargained Annual Wage and Market Wage Increases to Base Budget

Expenditures \$694,934

This centrally administered change adjusts appropriations to reflect the Annual Wage Increases and Market Adjustments, as outlined in the agreements between the City and the Coalition of Unions or other standalone Unions, for personnel costs included in this department's baseline budget. This includes increases to salary, FICA, Medicare, retirement, overtime and temporary labor.

Office of Labor Standards

Citywide Adjustments for Standard Cost Changes

Expenditures	\$192,528
--------------	-----------

Citywide technical adjustments made in the baseline phase reflect changes to internal services costs, including rates from the Department of Finance & Administrative Services, Seattle Information Technology Department, Seattle Department of Human Resources, and for healthcare, retirement, and industrial insurance charges for the department. These adjustments reflect initial assumptions about these costs and inflators early in the budget process.

Reversal of one-time adds

Expenditures	\$(625,000)
--------------	-------------

This item reverses \$600,000 in Payroll Expense Tax funding for the App-Based Deactivation Rights Ordinance (\$500,000) and Domestic Worker Standards Board (\$100,000). This item also reverses \$25,000 in General Fund support for set-up costs for the App-Based Worker Minimum Payment Ordinance in 2023.

Proposed Operating

Remove Planning & Development Specialist Position

Expenditures	\$(155,627)
Position Allocation	(1.00)

The General Fund revenue forecast for the City's 2025-2026 Proposed Budget is insufficient to cover all anticipated Citywide costs. General Fund reductions were identified to mitigate this shortfall. This item removes a vacant, full-time Planning & Development Specialist II (Labor Standards Engagement Specialist) position to realign with available resources. The position is responsible for direct outreach and education on the City's 19 labor standards as well as oversight of some of the Department's Business Outreach and Education Fund and Community Outreach and Education Fund contracts. Four Labor Standards Engagement Specialists will remain in OLS to continue this work.

Remove Strategic Advisor Position

Expenditures	\$(184,703)
Position Allocation	(1.00)

The General Fund revenue forecast for the City's 2025-2026 Proposed Budget is insufficient to cover all anticipated Citywide costs. General Fund reductions were identified to mitigate this shortfall. This item removes a vacant, full-time Strategic Advisor position to realign with available resources. This position is responsible for providing a variety of data collection, cleaning, and analysis functions for the Office of Labor Standards, specifically for App-Based Worker positions. OLS will reprioritize workloads to address the critical data analysis work and will defer the other expanded work this position would have completed for app-based worker laws.

Remove Civil Rights Analyst Position

Expenditures	\$(158,958)
Position Allocation	(1.00)

The General Fund revenue forecast for the City's 2025-2026 Proposed Budget is insufficient to cover all anticipated Citywide costs. General Fund reductions were identified to mitigate this shortfall. This item removes a vacant, full-time Civil Rights Analyst (Investigator) position to realign with available resources. This position is responsible for conducting labor standards investigating and resolving complaints of violations of labor standards. After the first quarter of 2025, nine investigators will remain in OLS to continue the work of investigations.

Office of Labor Standards

Defund Civil Rights Analyst Position

Expenditures \$(125,154)

The General Fund revenue forecast for the City's 2025-2026 Proposed Budget is insufficient to cover all anticipated Citywide costs. General Fund reductions were identified to mitigate this shortfall. This item defunds a Civil Rights Analyst (Investigator) position. OLS will maintain funding for quarter 1 of 2025 and then this position will be unfunded. This position is responsible for conducting investigations and resolving complaints of violations of labor standards. After the first quarter of 2025, nine investigators will remain in OLS to continue the work of investigations.

Restoration of General Operating Expense Reduction

Expenditures \$87,810

This item restores ongoing funding beginning in 2025 for OLS' operating expense appropriation that was reduced in FY 2023 for only the 2023 and 2024 Adopted Budgets.

Reduce General Operating Expense Budget

Expenditures \$(215,810)

The General Fund revenue forecast for the City's 2025-2026 Proposed Budget is insufficient to cover all anticipated Citywide costs. General Fund reductions were identified to mitigate this shortfall. This item reduces OLS' general operating expense appropriation by \$215,810 in the 2025-2026 Proposed Budget to realign with available resources. This reduction will result in fewer investments in outreach, communication, and enforcement and OLS will shift to lower-cost and no-cost activities. The budget maintains \$152k for general operating expenses after the reduction.

Reduction to Business Outreach and Education Fund

Expenditures \$(100,000)

The General Fund revenue forecast for the City's 2025-2026 Proposed Budget is insufficient to cover all anticipated Citywide costs. General Fund reductions were identified to mitigate this shortfall. This item reduces the Business Outreach and Education Fund (BOEF) by \$100,000 to realign with available resources. OLS will continue to administer the BOEF with smaller awards or less contracts. The total amount budgeted for the Business Outreach and Education Fund is \$500,000.

Reduction to Community Outreach and Education Fund, On-going

Expenditures -

The General Fund revenue forecast for the City's 2025-2026 Proposed Budget is insufficient to cover all anticipated Citywide costs. General Fund reductions were identified to mitigate this shortfall. This item reduces the Community Outreach and Education Fund (COEF) by \$250,000 on-going starting in 2026 to realign with available resources. The COEF is reduced in 2026 instead of both 2025 and 2026, to avoid service disruptions in contracts that have already been awarded for 2025. To realize the savings needed through the biennium, OLS will see a larger decrease in 2026 with an on-going \$250,000 reduction starting in 2026, and a separate budget item for a one-time \$250,000 reduction starting in 2026. OLS will continue to administer the COEF with smaller awards or less contracts. The total amount budgeted for the Community Outreach and Education Fund is \$1,500,000 in 2025 and \$1,000,000 in 2026.

Office of Labor Standards

Reduce Community Outreach and Education Fund, One-Time

Expenditures

-

The General Fund revenue forecast for the City's 2025-2026 Proposed Budget is insufficient to cover all anticipated Citywide costs. General Fund reductions were identified to mitigate this shortfall. This item reduces the Community Outreach and Education Fund (COEF) by \$250,000 on-going starting in 2026 to realign with available resources. The COEF is reduced in 2026 instead of both 2025 and 2026, to avoid service disruptions in contracts that have already been awarded for 2025. To realize the savings needed through the biennium, OLS will see a larger decrease in 2026 with an on-going \$250,000 reduction starting in 2026, and a separate budget item for a one-time \$250,000 reduction starting in 2026. OLS will continue to administer the COEF with smaller awards or less contracts. The total amount budgeted for the Community Outreach and Education Fund is \$1,500,000 in 2025 and \$1,000,000 in 2026.

Proposed Technical

Final Adjustments for Standard Cost Changes

Expenditures

\$(26,714)

Citywide technical adjustments made in the proposed phase reflect changes to internal services costs, including rates from the Department of Finance & Administrative Services, Seattle Information Technology Department, Seattle Department of Human Resources, and for healthcare for the department. These adjustments reflect final decisions about these costs made during the Proposed Phase of the budget process.

OLS Fund Revenue Updates

Revenues

\$(316,784)

This item decreases revenue from the General Fund to the Office of Labor Standards fund to reflect the budget changes described above. OLS is using fund balance from 2024, which offsets some of the 2025 General Fund transfer.

Office of Labor Standards

Expenditure Overview

	2023 Actuals	2024 Adopted	2025 Proposed	2026 Proposed
Appropriations				
OLS - BO-LS-1000 - Office of Labor Standards				
00190 - Office of Labor Standards Fund	8,805,801	8,441,478	8,424,784	8,246,777
14500 - Payroll Expense Tax	-	600,000	-	-
Total for BSL: BO-LS-1000	8,805,801	9,041,478	8,424,784	8,246,777
Department Total	8,805,801	9,041,478	8,424,784	8,246,777
Department Full-Time Equivalents Total*	36.00	43.00	40.00	40.00

** FTE totals are provided for informational purposes only. Changes in FTEs resulting from City Council or Human Resources Director actions outside of the budget process may not be detailed here*

Budget Summary by Fund Office of Labor Standards

	2023 Actuals	2024 Adopted	2025 Proposed	2026 Proposed
00190 - Office of Labor Standards Fund	8,805,801	8,441,478	8,424,784	8,246,777
14500 - Payroll Expense Tax	-	600,000	-	-
Budget Totals for OLS	8,805,801	9,041,478	8,424,784	8,246,777

Revenue Overview

2025 Estimated Revenues

Account Code	Account Name	2023 Actuals	2024 Adopted	2025 Proposed	2026 Proposed
360420	Other Judgments & Settlements	77,829	50,000	75,000	75,000
Total Revenues for: 00100 - General Fund		77,829	50,000	75,000	75,000
397000	Operating Transfers In Summ	-	738,077	738,077	738,077
397010	Operating Transfers In	7,954,675	6,988,381	6,671,597	7,508,701
Total Revenues for: 00190 - Office of Labor Standards Fund		7,954,675	7,726,458	7,409,674	8,246,777
400000	Use of/Contribution to Fund Balance	-	715,021	1,015,110	-
Total Resources for: 00190 - Office of Labor Standards Fund		7,954,675	8,441,478	8,424,784	8,246,777
Total OLS Resources		8,032,504	8,491,478	8,499,784	8,321,777

Office of Labor Standards

Appropriations by Budget Summary Level and Program

OLS - BO-LS-1000 - Office of Labor Standards

The purpose of the Office of Labor Standards Budget Summary Level is to implement labor standards for workers performing work inside Seattle's city limits. This includes investigation, remediation, outreach and education, and policy work related to existing labor standards and those that the City may enact in the future.

Program Expenditures	2023 Actuals	2024 Adopted	2025 Proposed	2026 Proposed
Business Outreach & Education	672,252	600,000	500,000	500,000
Community Outreach & Education	1,987,838	1,500,000	1,500,000	1,000,000
Office of Labor Standards	6,145,711	6,941,478	6,424,784	6,746,777
Total	8,805,801	9,041,478	8,424,784	8,246,777
Full-time Equivalents Total*	36.00	43.00	40.00	40.00

**FTE totals are provided for informational purposes only. Changes in FTEs resulting from City Council or Human Resources Director actions outside of the budget process may not be detailed here*

The following information summarizes the programs in Office of Labor Standards Budget Summary Level:

Business Outreach & Education

The purpose of the Business Outreach and Education program is to facilitate assistance and outreach to small businesses owned by low-income and historically disenfranchised communities, who typically are not served by traditional outreach methods, to increase awareness and compliance with Seattle's labor standards.

Expenditures/FTE	2023 Actuals	2024 Adopted	2025 Proposed	2026 Proposed
Business Outreach & Education	672,252	600,000	500,000	500,000

Community Outreach & Education

The purpose of the Community Outreach and Education program is to strengthen the collaboration between OLS and the community by funding community-based organizations and enhancing their capacity to increase awareness and understanding of Seattle's labor standards among populations and industries with low-wage jobs and that experience high-incidents of workplace violations including: female-identifying workers, workers of color, immigrant and refugee workers, LGBTQ workers, workers with disabilities, veterans and youth workers.

Expenditures/FTE	2023 Actuals	2024 Adopted	2025 Proposed	2026 Proposed
Community Outreach & Education	1,987,838	1,500,000	1,500,000	1,000,000

Office of Labor Standards

Office of Labor Standards

The purpose of the Office of Labor Standards Program is to develop and implement labor standards that advance workplace equity for employees working inside Seattle's city limits. This includes enforcement outreach and education, and policy work.

	2023	2024	2025	2026
Expenditures/FTE	Actuals	Adopted	Proposed	Proposed
Office of Labor Standards	6,145,711	6,941,478	6,424,784	6,746,777
Full Time Equivalents Total	36.00	43.00	40.00	40.00

Department of Neighborhoods

Jenifer Chao, Director

(206) 684-0535

<http://www.seattle.gov/neighborhoods>

Department Overview

The Seattle Department of Neighborhoods (DON) mission is to strengthen Seattle by engaging all communities. Our work is driven by two North Stars:

1. Put race and equity at the center of all decisions and actions; and
2. Invest in the power of communities to forge their own solutions.

DON provides resources and opportunities that help Seattle residents build strong communities, receive equitable access to government, and improve their quality of life. This is accomplished by centering *relationships* and *investing in community-driven solutions that build capacity* for Seattle's communities.

Relationships: Cultivating, building, and sustaining resilient relationships is core to everything we do. It's what allows us to build trust and connections and ensure that all communities have voice, inclusion, and influence in City programs and projects.

Investments: DON invests in people, funding, public spaces, creative innovation, and community advocacy to create systemic change for communities with histories of harm.

Capacity Building: Our work is long-term and relational. Our investments and relationships are designed to build and sustain community capacity so that individuals, organizations, and communities grow into their power to shape, influence, and transform the life of their city.

Budget Snapshot

	2023 Actuals	2024 Adopted	2025 Proposed	2026 Proposed
Department Support				
General Fund Support	17,081,678	15,537,204	15,529,769	16,118,700
Other Funding - Operating	2,540,491	3,186,675	2,984,106	2,795,781
Total Operations	19,622,169	18,723,879	18,513,875	18,914,481
Total Appropriations	19,622,169	18,723,879	18,513,875	18,914,481
 Full-Time Equivalents Total*	 73.50	 73.50	 67.00	 67.00

* FTE totals are provided for informational purposes only. Changes in FTEs resulting from City Council or Human Resources Director actions outside of the budget process may not be detailed here

Department of Neighborhoods

Budget Overview

The City's 2025-2026 Proposed Budget maintains core services for the Department of Neighborhoods (DON). The department will continue to invest in community building programs such as P-Patch Community Gardening and People's Academy for Community Engagement. Additionally, the department will continue to invest in outreach and engagement programs, including contracting with Community Liaisons for project-specific outreach, maintaining Community Engagement Coordinator staffing focused on specific geographic areas in the City, and supporting other City departments outreach and engagement needs with the Equity and Engagement Advisor program. The proposed budget also continues investments in Community Grants programs such as the Neighborhood Matching Fund and the Food Equity Fund.

The General Fund revenue forecast for the City's 2025-2026 Proposed Budget is insufficient to cover all anticipated Citywide costs. General Fund reductions were identified to mitigate this shortfall. To preserve critical City services due to the General Fund deficit, budget adjustments were made in several areas. The proposed budget focuses reductions in areas that will have minimal impact on community, including identifying organizational efficiencies, eliminating vacant positions, and aligning scalable grant programs with available resources. Additionally, the proposed budget focuses on expanding interdepartmental outreach and engagement agreements with other City departments, increasing General Fund revenues from other department managed funds.

Department of Neighborhoods

Incremental Budget Changes

Department of Neighborhoods

	Dollars	FTE
2024 Adopted Budget	18,723,879	73.50
Baseline		
Remove One-Time Items	(500,000)	-
Miscellaneous Technical Corrections	-	-
Bargained Annual Wage and Market Wage Increases to Base Budget	1,284,173	-
Citywide Adjustments for Standard Cost Changes	160,825	-
Proposed Operating		
Expand Interdepartmental Outreach and Engagement Agreements	381,427	-
Redirect Vacant Position to the Equity and Engagement Advisor Program	(160,962)	-
Redirect One-Time Funded Position to the Equity and Engagement Advisor Program	-	-
Increase Staffing for the Equity and Engagement Advisors Program	-	1.00
Reduce Neighborhood Matching Fund Awards	(208,177)	-
Reduce Food Equity Fund Awards	-	-
Eliminate Payroll Expense Tax Oversight Committee Staff Position	(200,781)	(1.00)
Align Food Equity Fund Staffing	(69,683)	(1.00)
Remove Vacant Position in the Community Innovations Division	(175,530)	(1.00)
Remove Vacant Community Partnerships Division Staffing	(111,025)	(1.00)
Eliminate Vacant Position in the Major Institutions and Schools Program	(96,660)	(1.00)
Reduce Staffing for Early Community Outreach for Design Review	-	(1.00)
Proposed Technical		
Align Food Equity Fund Staffing with Anticipated Actuals by Fund	(307,916)	-
Increase Revenues from Fee Adjustments	-	-
Reduce Vacancy Assumption	-	-
Department Reorganization	-	-
Ongoing Changes from Current Year Legislation	41,600	(1.50)
Final Adjustments for Standard Cost Changes	(247,294)	-
April General Fund Revenue Adjustment	-	-
August General Fund Revenue Adjustment	-	-
Total Incremental Changes	\$(210,003)	(6.50)
Total 2025 Proposed Budget	\$18,513,875	67.00

Department of Neighborhoods

Description of Incremental Budget Changes

Baseline

Remove One-Time Items

Expenditures \$(500,000)

This item removes one-time funding for Chinatown-International District Capacity Building (\$300,000), Payroll Expense Tax Oversight Committee Evaluation and Annual Reporting (\$100,000), and Resident Assembly for Space Needle Thinking (\$100,000). The Executive anticipates carrying forward unspent funding for the Chinatown-International District Capacity Building into 2025.

Miscellaneous Technical Corrections

Expenditures -

This budget-neutral item makes several technical adjustments to account-level budget to align with anticipated actuals and adjustments to budget program coding to reflect departmental reorganization.

Bargained Annual Wage and Market Wage Increases to Base Budget

Expenditures \$1,284,173

This centrally administered change adjusts appropriations to reflect the Annual Wage Increases and Market Adjustments, as outlined in the agreements between the City and the Coalition of Unions or other standalone Unions, for personnel costs included in this department's baseline budget. This includes increases to salary, FICA, Medicare, retirement, overtime and temporary labor.

Citywide Adjustments for Standard Cost Changes

Expenditures \$160,825

Citywide technical adjustments made in the baseline phase reflect changes to internal services costs, including rates from the Department of Finance & Administrative Services, Seattle Information Technology Department, Seattle Department of Human Resources, and for healthcare, retirement, and industrial insurance charges for the department. These adjustments reflect initial assumptions about these costs and inflators early in the budget process.

Proposed Operating

Expand Interdepartmental Outreach and Engagement Agreements

Expenditures \$381,427

Revenues \$678,600

This ongoing item increases expenditure budget and revenues to reflect an expansion of the Equity and Engagement Advisors (EEA) program. As part of the EEA program, the Department of Neighborhoods (DON) partners with City departments to provide outreach and engagement services on specific projects and programs. Departments reimburse DON on a per hour basis for the cost of the program. In 2024, DON provides EEA services to the Seattle Department of Transportation and Seattle Public Utilities. Beginning in 2025, DON will expand the EEA program by providing services to the Human Services Department, Seattle Parks and Recreation, and Seattle City Light. This item increases revenues to the General Fund from funds managed by these partner departments. The portion of increased revenues that exceed EEA program costs will support departmental overhead costs in DON that are currently supported by non-revenue backed General Fund budget.

Department of Neighborhoods

Redirect Vacant Position to the Equity and Engagement Advisor Program

Expenditures	\$(160,962)
Position Allocation	-

The General Fund revenue forecast for the City's 2025-26 Proposed Budget is insufficient to cover all expected Citywide costs. General Fund reductions were identified to mitigate this shortfall in revenues. This ongoing item transfers a vacant Strategic Advisor 1 position (1 FTE) from the People's Academy for Civic Engagement program to the Equity and Engagement Advisor (EEA) program and eliminates associated labor budget for the position. Labor costs for the position in the EEA program will be covered by new interdepartmental revenues and appropriation authority anticipated in the "Expand Interdepartmental Outreach and Engagement Agreements" item discussed above.

Redirect One-Time Funded Position to the Equity and Engagement Advisor Program

Position Allocation	-
---------------------	---

The General Fund revenue forecast for the City's 2025-26 Proposed Budget is insufficient to cover all expected Citywide costs. General Fund reductions were identified to mitigate this shortfall in revenues. This ongoing item transfers a Strategic Advisor 1 position from the Generational Wealth Initiative (GWI) program to the Equity and Engagement Advisor (EEA) program. This position was previously funded with one-time budget associated with the GWI program. GWI programming was transferred to the Office of Economic Development in the 2024 Mid-Year Supplemental Budget. Labor costs for the position in the EEA program will be covered by new interdepartmental revenues and appropriation authority anticipated in the "Expand Interdepartmental Outreach and Engagement Agreements" item discussed above.

Increase Staffing for the Equity and Engagement Advisors Program

Position Allocation	1.00
---------------------	------

This ongoing item adds one Strategic Advisor 1 position in the Equity and Engagement Advisors program and reflects an expansion of the Equity and Engagement Advisors (EEA) program. This item is a position only change. Labor costs for the position in the EEA program will be covered by new interdepartmental revenues and appropriation authority anticipated in the "Expand Interdepartmental Outreach and Engagement Agreements" item discussed above.

Reduce Neighborhood Matching Fund Awards

Expenditures	\$(208,177)
--------------	-------------

The General Fund revenue forecast for the City's 2025-26 Proposed Budget is insufficient to cover all expected Citywide costs. General Fund reductions were identified to mitigate this shortfall in revenues. This ongoing item reduces funding available for Neighborhood Matching Fund (NMF) awards, resulting in 4-6 fewer awards each year to community-led projects. The NMF program retains approximately \$2.8 million in funding, with approximately \$2 million available for awards each year.

Reduce Food Equity Fund Awards

Expenditures	-
--------------	---

Due to an ongoing annual reduction of approximately \$1.0 million in Sweetened Beverage Tax (SBT) revenues that was included in the City's August revenue forecast, this item reduces approximately 8% of the department's SBT funding in 2026. SBT revenues and expenditures in 2025 are not impacted with this change. This ongoing item reduces funding available for Food Equity Fund (FEF) awards beginning in 2026, resulting in 3-5 fewer awards each year to community-led projects. The FEF program will retain approximately \$2.8 million in funding in 2026, with approximately \$1.9 million available for awards.

Department of Neighborhoods

Eliminate Payroll Expense Tax Oversight Committee Staff Position

Expenditures	\$(200,781)
Position Allocation	(1.00)

The General Fund revenue forecast for the City's 2025-26 Proposed Budget is insufficient to cover all expected Citywide costs. General Fund and other reductions were identified to mitigate this shortfall in revenues. This ongoing item removes a vacant Senior Planning & Development Specialist position (1 FTE) which was intended to manage the Payroll Expense Tax Oversight Committee, and eliminates associated labor and program budget for the committee.

Align Food Equity Fund Staffing

Expenditures	\$(69,683)
Position Allocation	(1.00)

The General Fund revenue forecast for the City's 2025-26 Proposed Budget is insufficient to cover all expected Citywide costs. General Fund reductions were identified to mitigate this shortfall in revenues. This ongoing item removes a vacant Senior Planning & Development Specialist position in the Food Equity Fund (FEF) program and redirects associated labor budget in the Sweetened Beverage Tax (SBT) Fund to realize General Fund efficiencies. A portion of labor costs for the department's Community Grants Manager and a Senior Grants and Contracts Specialist are shifted from General Fund to the SBT Fund to reflect that a portion of these positions time supports the FEF program. Additionally, SBT Fund budget is redirected to increase the amounts available for awards and program expenses. This item also makes several net-zero, account level adjustments within the FEF program to align budget with anticipated actuals.

Remove Vacant Position in the Community Innovations Division

Expenditures	\$(175,530)
Position Allocation	(1.00)

The General Fund revenue forecast for the City's 2025-26 Proposed Budget is insufficient to cover all expected Citywide costs. General Fund reductions were identified to mitigate this shortfall in revenues. This ongoing item removes a Manager 2 position in the Community Innovation division, and eliminates associated labor budget. This change reflects reorganization within the department, including merging of the Community Innovations programming into the Community Investments division, transferring Generational Wealth Initiative programming to the Office of Economic Development, and eliminating the Payroll Expense Tax Oversight Committee.

Remove Vacant Community Partnerships Division Staffing

Expenditures	\$(111,025)
Position Allocation	(1.00)

The General Fund revenue forecast for the City's 2025-26 Proposed Budget is insufficient to cover all expected Citywide costs. General Fund reductions were identified to mitigate this shortfall in revenues. This ongoing item removes an Administrative Staff Assistant position in the Community Partnerships Division, and eliminates the associated labor budget. Administrative support for the Community Partnerships Division will be provided by reallocating a portion of an Administrative Staff Assistant position elsewhere in the department.

Department of Neighborhoods

Eliminate Vacant Position in the Major Institutions and Schools Program

Expenditures	\$(96,660)
Position Allocation	(1.00)

The General Fund revenue forecast for the City's 2025-26 Proposed Budget is insufficient to cover all expected Citywide costs. General Fund reductions were identified to mitigate this shortfall in revenues. This ongoing item removes an Administrative Specialist II position in the Major Institutions and Schools (MIS) program, and eliminates associated labor budget. Administrative support to the MIS program is covered by an Administrative Assistant elsewhere in the department.

Reduce Staffing for Early Community Outreach for Design Review

Position Allocation	(1.00)
---------------------	--------

The General Fund revenue forecast for the City's 2025-26 Proposed Budget is insufficient to cover all expected Citywide costs. General Fund reductions were identified to mitigate this shortfall in revenues. This ongoing item removes a Strategic Advisor 1 position supporting the Early Community Outreach for Design Review (ECODR) program. This item is a position-only change reflecting that this was an unfunded position and labor costs were previously supported using vacancy savings. Support for the ECODR program will be covered by staff in the Major Institutions and Schools program.

Proposed Technical

Align Food Equity Fund Staffing with Anticipated Actuals by Fund

Expenditures	\$(307,916)
Position Allocation	-

This ongoing, technical item transfers two Planning and Development Specialist II positions from the Neighborhood Matching Fund (NMF) program to the Food Equity Fund (FEF) program, and removes associated labor budget in the General Fund. This item also removes labor budget in the General Fund for a 0.5 FTE Administrative Specialist II position. In the 2021 Adopted Budget, these positions were redeployed from the NMF program to the FEF program and labor costs were shifted from the General Fund to the Sweetened Beverage Tax Fund. Since 2021, labor costs for these positions are paid from the General Fund, and the department then bills the Sweetened Beverage Tax Fund. This item eliminates double appropriation of labor budget for these positions and will allow the department to pay labor costs for these positions directly from the Sweetened Beverage Tax Fund. This change also reduces General Fund revenues by an equivalent amount; revenue changes are included in the "April General Fund Revenue Adjustment" item.

Increase Revenues from Fee Adjustments

Revenues	\$34,000
----------	----------

This ongoing item increases General Fund revenues in the Department of Neighborhoods (DON) to reflect annual fee increases in the Historic Preservation (HP) program and the Major Institutions and Schools (MIS) program. These fee increases are set by ordinance and are included in the Seattle Department of Construction Inspections Annual Fee Ordinance. Fees for the HP program are increased from \$161,500 to \$181,500, and fees for the MIS program are increased from \$50,000 to \$64,000. These fees are increased annual and reflect changes to the Consumer Price Index.

Department of Neighborhoods

Reduce Vacancy Assumption

Expenditures	-
--------------	---

This budget-neutral technical item reduces DON's vacancy assumption to 1% by reallocating budget from non-labor accounts to labor accounts.

Department Reorganization

Expenditures	-
--------------	---

Position Allocation	-
---------------------	---

This budget-neutral item makes several organizational changes to the department to improve organizational alignment and financial reporting. This item renames three budget programs: 1) the Strategic Partnerships budget program is renamed as the Equity and Engagement Advisors budget program; 2) the Re-imagination and Recovery budget program is renamed as the Community Capacity Building budget program; and 3) the Civic Engagement and Leadership Development budget program is renamed as the People's Academy for Civic Engagement budget program. Additionally, this item transfers one Strategic Advisor 1 position from the Community Liaisons budget program to the Departmental Indirect Costs budget program, and transfer one Strategic Advisor 1 position from the Community Capacity Building budget program to the Equity and Engagement Advisors budget program.

Ongoing Changes from Current Year Legislation

Expenditures	\$41,600
--------------	----------

Revenues	\$41,600
----------	----------

Position Allocation	(1.50)
---------------------	--------

This change includes ongoing budget and/or position changes resulting from current year legislation in 2024, including the Year End Supplemental Ordinance.

Final Adjustments for Standard Cost Changes

Expenditures	\$(247,294)
--------------	-------------

Citywide technical adjustments made in the proposed phase reflect changes to internal services costs, including rates from the Department of Finance & Administrative Services, Seattle Information Technology Department, Seattle Department of Human Resources, and for healthcare for the department. These adjustments reflect final decisions about these costs made during the Proposed Phase of the budget process.

April General Fund Revenue Adjustment

Revenues	\$387,668
----------	-----------

This is a technical adjustment to capture centrally projected and forecast General Fund revenue increments for this department.

August General Fund Revenue Adjustment

Revenues	\$(657,876)
----------	-------------

This is a technical adjustment to capture centrally projected and forecast General Fund revenue increments for this department.

Department of Neighborhoods

Expenditure Overview

	2023 Actuals	2024 Adopted	2025 Proposed	2026 Proposed
Appropriations				
DON - BO-DN-I3100 - Leadership and Administration				
00100 - General Fund	5,465,710	5,703,538	6,287,876	6,592,932
Total for BSL: BO-DN-I3100	5,465,710	5,703,538	6,287,876	6,592,932
DON - BO-DN-I3300 - Community Building				
00100 - General Fund	7,759,117	6,581,315	6,398,257	6,653,156
14500 - Payroll Expense Tax	238,895	300,000	-	-
Total for BSL: BO-DN-I3300	7,998,012	6,881,315	6,398,257	6,653,156
DON - BO-DN-I3400 - Community Grants				
00100 - General Fund	3,856,851	3,252,351	2,843,636	2,872,612
00155 - Sweetened Beverage Tax Fund	2,298,802	2,886,675	2,984,106	2,795,781
Total for BSL: BO-DN-I3400	6,155,652	6,139,026	5,827,742	5,668,393
DON - BO-DN-I3900 - Donations Fund				
15240 - P-Patch Gardenship Donations	2,795	-	-	-
Total for BSL: BO-DN-I3900	2,795	-	-	-
Department Total	19,622,169	18,723,879	18,513,875	18,914,481
Department Full-Time Equivalents Total*	73.50	73.50	67.00	67.00

* FTE totals are provided for informational purposes only. Changes in FTEs resulting from City Council or Human Resources Director actions outside of the budget process may not be detailed here

Budget Summary by Fund Department of Neighborhoods

	2023 Actuals	2024 Adopted	2025 Proposed	2026 Proposed
00100 - General Fund	17,081,678	15,537,204	15,529,769	16,118,700
00155 - Sweetened Beverage Tax Fund	2,298,802	2,886,675	2,984,106	2,795,781
14500 - Payroll Expense Tax	238,895	300,000	-	-
15240 - P-Patch Gardenship Donations	2,795	-	-	-
Budget Totals for DON	19,622,169	18,723,879	18,513,875	18,914,481

Department of Neighborhoods

Revenue Overview

2025 Estimated Revenues

Account Code	Account Name	2023 Actuals	2024 Adopted	2025 Proposed	2026 Proposed
322900	Nonbus Lic&Perm-Other	68,093	91,500	111,500	111,500
341300	Administrative Fees & Charges	1,563,055	1,639,147	2,084,139	2,084,139
360350	Other Rents & Use Charges	144,045	140,000	145,000	145,000
360900	Miscellaneous Revs-Other Rev	111,790	100,000	114,000	114,000
Total Revenues for: 00100 - General Fund		1,886,983	1,970,647	2,454,639	2,454,639
Total DON Resources		1,886,983	1,970,647	2,454,639	2,454,639

Appropriations by Budget Summary Level and Program

DON - BO-DN-I3100 - Leadership and Administration

The purpose of the Leadership and Administration Budget Summary Level is to provide executive, community, financial, human resource, technology and business support to the Department of Neighborhoods.

Program Expenditures	2023 Actuals	2024 Adopted	2025 Proposed	2026 Proposed
Citywide Indirect Costs	3,036,146	3,244,088	3,155,918	3,334,417
Departmental Indirect Costs	2,429,564	2,459,449	3,131,959	3,258,516
Total	5,465,710	5,703,538	6,287,876	6,592,932
Full-time Equivalents Total*	20.00	18.00	19.00	19.00

**FTE totals are provided for informational purposes only. Changes in FTEs resulting from City Council or Human Resources Director actions outside of the budget process may not be detailed here*

The following information summarizes the programs in Leadership and Administration Budget Summary Level:

Citywide Indirect Costs

The purpose of the Citywide Indirect Costs program is to fund internal services costs originating from outside of the department such as allocated costs from the Department of Finance and Administrative Services and Seattle Information Technology Department.

Expenditures/FTE	2023 Actuals	2024 Adopted	2025 Proposed	2026 Proposed
Citywide Indirect Costs	3,036,146	3,244,088	3,155,918	3,334,417

Department of Neighborhoods

Departmental Indirect Costs

The purpose of the Departmental Indirect Costs program is to fund costs associated with management of the department. This may include personnel costs related to department leadership and administration or other administrative costs such as external rent and operating supplies or services.

Expenditures/FTE	2023 Actuals	2024 Adopted	2025 Proposed	2026 Proposed
Departmental Indirect Costs	2,429,564	2,459,449	3,131,959	3,258,516
Full Time Equivalents Total	20.00	18.00	19.00	19.00

DON - BO-DN-I3300 - Community Building

The purpose of the Community Building Budget Summary Level is to deliver technical assistance, support services, and programs in neighborhoods to strengthen local communities, engage residents in neighborhood improvement, leverage resources, and complete neighborhood-initiated projects.

Program Expenditures	2023 Actuals	2024 Adopted	2025 Proposed	2026 Proposed
Civic Engagement & Leadership Development	-	393,210	(1)	(1)
Commissions	-	179,626	226,543	234,104
Community Engagement Coordinators	2,271,756	723,664	581,765	612,001
Community Liaisons	634,296	779,371	714,348	738,069
Community Safety	862,092	964,429	940,429	940,429
Equity and Engagement Advisors	-	-	1,453,865	1,520,448
Historic Preservation	946,870	859,962	987,286	1,036,224
Major Institutions and Schools	243,167	213,383	150,781	158,794
Participatory Budgeting (Your Voice Your Choice)	95,671	-	-	-
People's Academy for Community Engagement (PACE)	37,910	-	162,425	174,775
P-Patch Community Gardening	788,984	807,820	909,405	948,451
Re-imagination and Recovery	2,117,267	1,072,805	313,012	331,462
Strategic Partnerships	-	887,047	(41,600)	(41,599)
Total	7,998,012	6,881,315	6,398,257	6,653,156
Full-time Equivalents Total*	42.50	44.50	38.00	38.00

**FTE totals are provided for informational purposes only. Changes in FTEs resulting from City Council or Human Resources Director actions outside of the budget process may not be detailed here*

The following information summarizes the programs in Community Building Budget Summary Level:

Department of Neighborhoods

Civic Engagement & Leadership Development

	2023 Actuals	2024 Adopted	2025 Proposed	2026 Proposed
Expenditures/FTE				
Civic Engagement & Leadership Development	-	393,210	(1)	(1)
Full Time Equivalents Total	-	2.00	-	-

Commissions

	2023 Actuals	2024 Adopted	2025 Proposed	2026 Proposed
Expenditures/FTE				
Commissions	-	179,626	226,543	234,104
Full Time Equivalents Total	-	1.00	1.00	1.00

Community Engagement Coordinators

The purpose of the Community Engagement Coordinators Program is to provide a range of technical assistance and support services for residents and neighborhood groups to develop a sense of partnership among neighborhood residents, businesses, and City government.

	2023 Actuals	2024 Adopted	2025 Proposed	2026 Proposed
Expenditures/FTE				
Community Engagement Coordinators	2,271,756	723,664	581,765	612,001
Full Time Equivalents Total	17.00	5.00	4.00	4.00

Community Liaisons

The purpose of the Community Liaisons Program is to provide equitable outreach and engagement in a culturally competent manner to historically underserved communities. This is done for City departments through independent contractors who serve as resources and liaisons for community members, provide quality translations and interpretations and advise on best practices for engaging with their communities.

	2023 Actuals	2024 Adopted	2025 Proposed	2026 Proposed
Expenditures/FTE				
Community Liaisons	634,296	779,371	714,348	738,069
Full Time Equivalents Total	4.00	4.00	3.00	3.00

Department of Neighborhoods

Community Safety

The purpose of the Community Safety program is to support the City of Seattle's commitment to being a safe, vibrant, and interconnected city that ensures all residents can live safely and securely.

	2023	2024	2025	2026
Expenditures/FTE	Actuals	Adopted	Proposed	Proposed
Community Safety	862,092	964,429	940,429	940,429

Equity and Engagement Advisors

The purpose of the Equity & Engagement Advisors program is to provide contracted services to City departments, acting as their Equity and Engagement Advisors to ensure that equity is prioritized in City policies, programs, projects, and services. This involves collaborating closely with City Departments to identify and address barriers to participation within programs and shaping policies and procedures accordingly. They also offer guidance, coordination, and support for inclusive community outreach efforts, with a particular focus on enhancing equitable engagement in communities most affected by the City's growth, infrastructure needs, and historical injustices.

	2023	2024	2025	2026
Expenditures/FTE	Actuals	Adopted	Proposed	Proposed
Equity and Engagement Advisors	-	-	1,453,865	1,520,448
Full Time Equivalents Total	-	-	12.00	12.00

Historic Preservation

The purpose of the Historic Preservation Program is to provide technical assistance, outreach, and education to the general public, owners of historic properties, government agencies, and elected officials to identify, protect, rehabilitate, and re-use historic properties

	2023	2024	2025	2026
Expenditures/FTE	Actuals	Adopted	Proposed	Proposed
Historic Preservation	946,870	859,962	987,286	1,036,224
Full Time Equivalents Total	7.00	7.00	7.00	7.00

Major Institutions and Schools

The purpose of the Major Institutions and Schools Program is to coordinate community involvement in the development, adoption, and implementation of Major Institution Master Plans, and to facilitate community involvement in school re-use and development.

	2023	2024	2025	2026
Expenditures/FTE	Actuals	Adopted	Proposed	Proposed
Major Institutions and Schools	243,167	213,383	150,781	158,794
Full Time Equivalents Total	2.00	3.00	1.00	1.00

Department of Neighborhoods

Participatory Budgeting (Your Voice Your Choice)

The purpose of the Participatory Budgeting (Your Voice Your Choice) Program is to provide a process in which Seattle residents democratically decide how to spend a portion of the City's budget.

Expenditures/FTE	2023 Actuals	2024 Adopted	2025 Proposed	2026 Proposed
Participatory Budgeting (Your Voice Your Choice)	95,671	-	-	-
Full Time Equivalents Total	1.00	-	-	-

People's Academy for Community Engagement (PACE)

The purpose of the People's Academy for Community Engagement (PACE) Program is to provide leadership development and skill building of emerging leaders in a multicultural, participatory adult learning environment where participants learn hands-on strategies for community building, inclusive engagement, and accessing governments from experts in the field

Expenditures/FTE	2023 Actuals	2024 Adopted	2025 Proposed	2026 Proposed
People's Academy for Community Engagement (PACE)	37,910	-	162,425	174,775
Full Time Equivalents Total	-	-	1.00	1.00

P-Patch Community Gardening

The purpose of the P-Patch Community Gardening Program is to provide community gardens, gardening space, and related support to Seattle residents while preserving open space for productive purposes, particularly in high-density communities

Expenditures/FTE	2023 Actuals	2024 Adopted	2025 Proposed	2026 Proposed
P-Patch Community Gardening	788,984	807,820	909,405	948,451
Full Time Equivalents Total	6.00	6.00	6.00	6.00

Re-imagination and Recovery

The purpose of the Re-imagination and Recovery program is to provide transformational, people-centered programming and services informed by data and best practices that enhance and expand government support in under-served communities.

Expenditures/FTE	2023 Actuals	2024 Adopted	2025 Proposed	2026 Proposed
Re-imagination and Recovery	2,117,267	1,072,805	313,012	331,462
Full Time Equivalents Total	5.50	8.50	3.00	3.00

Department of Neighborhoods

Strategic Partnerships

	2023	2024	2025	2026
Expenditures/FTE	Actuals	Adopted	Proposed	Proposed
Strategic Partnerships	-	887,047	(41,600)	(41,599)
Full Time Equivalents Total	-	8.00	-	-

DON - BO-DN-I3400 - Community Grants

The purpose of the Community Grants Budget Summary Level is to provide support to local grassroots projects within neighborhoods and communities by providing funding to implement community-based self-help projects.

Program Expenditures	2023	2024	2025	2026
	Actuals	Adopted	Proposed	Proposed
Duwamish River Opportunity Fun	243,672	-	-	-
Healthy Food Fund	3,020,758	2,886,675	2,984,106	2,795,781
Neighborhood Matching	2,891,222	3,252,351	2,843,636	2,872,612
Total	6,155,652	6,139,026	5,827,742	5,668,393
Full-time Equivalents Total*	11.00	11.00	10.00	10.00

**FTE totals are provided for informational purposes only. Changes in FTEs resulting from City Council or Human Resources Director actions outside of the budget process may not be detailed here*

The following information summarizes the programs in Community Grants Budget Summary Level:

Duwamish River Opportunity Fun

The purpose of the Duwamish River Opportunity Fund Program is to support new and existing small-scale programs focused on the challenges faced by communities in the Duwamish River area.

	2023	2024	2025	2026
Expenditures/FTE	Actuals	Adopted	Proposed	Proposed
Duwamish River Opportunity Fun	243,672	-	-	-

Healthy Food Fund

The purpose of the Healthy Food Fund Program is to support community-based projects and programs that are food-related consistent with the overarching goal of the Sweetened Beverage Tax of improving public health.

	2023	2024	2025	2026
Expenditures/FTE	Actuals	Adopted	Proposed	Proposed
Healthy Food Fund	3,020,758	2,886,675	2,984,106	2,795,781
Full Time Equivalents Total	3.00	3.00	4.00	4.00

Department of Neighborhoods

Neighborhood Matching

The purpose of the Neighborhood Matching Program is to support local grassroots projects within neighborhoods and communities. The Neighborhood Matching Fund provides funding to match community contributions of volunteer labor, donated professional services and materials, or cash, to implement community-based self-help projects.

Expenditures/FTE	2023 Actuals	2024 Adopted	2025 Proposed	2026 Proposed
Neighborhood Matching	2,891,222	3,252,351	2,843,636	2,872,612
Full Time Equivalents Total	8.00	8.00	6.00	6.00

DON - BO-DN-I3900 - Donations Fund

The purpose of the Donations Fund Budget Summary Level is to support P-Patch Community Gardening Programs.

Program Expenditures	2023 Actuals	2024 Adopted	2025 Proposed	2026 Proposed
Donations Fund	2,795	-	-	-
Total	2,795	-	-	-

**FTE totals are provided for informational purposes only. Changes in FTEs resulting from City Council or Human Resources Director actions outside of the budget process may not be detailed here*

Office of Planning and Community Development

Rico Quirindongo, Director

(206) 386-1010

<http://www.seattle.gov/opcd/>

Department Overview

The Office of Planning and Community Development (OPCD) was established in December 2015 with a mission of strengthening citywide planning and implementation and ensuring City departments are aligned and coordinated in planning for Seattle's future development. OPCD coordinates City departments to ensure that development decisions and investments advance equitable growth, consistent with Seattle's Comprehensive Plan. The department is guided by its vision of "an inspiring city, in harmony with nature, where everyone thrives." In addition to partnering with other City departments, OPCD works closely with community partners and other agencies to implement that vision. During the last five years, OPCD has accomplished a wide range of projects, including annual amendments and an in-progress major update to the City's Comprehensive Plan; implementation of legislation to help activate downtown such as conversion of office buildings to housing, flexibility for downtown street level uses, and micro-housing regulations; industrial and maritime strategy planning; funding more than 77 community-initiated projects to combat displacement and increase access to opportunity through the Equitable Development Initiative (EDI); and numerous other items.

The director of OPCD serves in the Mayor's various subcabinets to facilitate coordinated decision-making regarding policies and investments that support Seattle's BIPOC communities. OPCD works with the Mayor's Office and members of the cabinet to ensure the City's investments support community development objectives and that department priorities are aligned and reflected in policies and budget resources.

OPCD is organized in four divisions: Equitable Development, Long Range Planning, Community Planning, and Land Use Policy & Strategic Initiatives. OPCD also has an Indigenous Planner that works across divisions. OPCD houses two independent commissions: the Seattle Design Commission and the Seattle Planning Commission. OPCD also staffs the Equitable Development Initiative Advisory Board.

Budget Snapshot

	2023 Actuals	2024 Adopted	2025 Proposed	2026 Proposed
Department Support				
General Fund Support	16,249,175	7,777,792	7,727,145	8,144,451
Other Funding - Operating	10,877,900	28,113,430	30,300,876	30,757,347
Total Operations	27,127,075	35,891,222	38,028,021	38,901,798
Total Appropriations	27,127,075	35,891,222	38,028,021	38,901,798
 Full-Time Equivalents Total*	 49.50	 51.50	 48.00	 48.00

* FTE totals are provided for informational purposes only. Changes in FTEs resulting from City Council or Human Resources Director actions outside of the budget process may not be detailed here

Office of Planning and Community Development

Budget Overview

OPCD's 2025-2026 Proposed Budget increases funding for the Equitable Development Initiative and continues to invest in the 10-year major update of the City's Comprehensive Plan. Other priority items include subarea plan development, Sound Transit 3 staffing, community and long-range planning, and monitoring affordable housing and displacement. Because the City's General Fund revenues are less than forecasted, OPCD's proposed budget includes funding changes as well as staffing and administrative efficiencies that streamline operations while maintaining OPCD's core functions.

The Equitable Development Initiative

The Equitable Development Initiative (EDI) continues to be an important and growing program within OPCD, serving as a key inclusive growth strategy for marginalized communities in Seattle most at risk of physical and cultural displacement. The EDI program is coordinated and led by OPCD and guided by an implementation plan and financial investment strategy developed in collaboration with community members and staff from the Office of Housing (OH), Department of Neighborhoods (DON), Office of Economic Development (OED), Office of Arts and Culture (ARTS), Mayor's Office (MO), and City Budget Office (CBO). It is also informed by an external advisory board representing impacted communities. In 2017, the City Council identified the initial five projects for the EDI program. The program has grown to more than 77 community-based projects today. Support for each of these projects includes a mix of capacity building and capital development funding, which can include funds for site acquisition. The proposed budget includes \$28.26 million for EDI in 2025. Of that amount, \$26.6 million is for grants and program implementation (\$21.43 million Payroll Expense Tax and \$5.13 million Short-Term Rental Tax). The EDI budget also includes \$608,000 Payroll Expense Tax and \$1.1 million Short-Term Rental Tax for EDI staffing. The total EDI budget represents a \$1.135 million increase in funding compared to 2024. In 2026, the proposed EDI budget is \$29.3 million (\$23.1 million Payroll Expense Tax and \$6.3 million Short-Term Rental Tax).

The EDI program was initially funded with \$16 million in one-time proceeds from the sale of surplus property known as the Civic Square Block. The Washington State Legislature passed the Short-Term Rental Tax (STRT) in the 2018 legislative session and therefore, since 2019, the EDI program has also been funded with STRT revenues. In July 2019, the City Council passed Ordinance 125872, which created a new fund for STRT and directed that \$5 million from this fund be dedicated annually to EDI projects; additional STRT funds EDI staffing.

The most recent expansion of EDI occurred in the 2022 Adopted Budget with the additional allocation of \$14.3 million from the Payroll Expense Tax. In addition to grant awards, the baseline budget from this funding source supports staffing to help the EDI team administer its funding and projects as well as to provide technical assistance to community organizations. This tax was imposed via Ordinance 126108, which was approved by the City Council in July 2020.

In prior years, the EDI budget included \$430,000 of Community Development Block Grant (CDBG) funding for EDI grants. This funding was removed in the 2025 baseline as part of a Citywide reprogramming of CDBG funds.

The ongoing funding of the Equitable Development Initiative through the Payroll Expense Tax and Short-Term Rental Tax means that City investments in these community-driven projects and land acquisitions will provide a lasting legacy for Seattle and its BIPOC community members.

Planning

One of the core functions of OPCD is to serve as the steward of the City's Comprehensive Plan, a 20-year vision and roadmap for Seattle's future. The Comprehensive Plan guides City decisions about where to accommodate and plan for new jobs and residences, how to improve the transportation system, and where to make capital investments such as utilities, sidewalks, and parks. It provides a framework to guide most of Seattle's big-picture decisions on

Office of Planning and Community Development

how to manage growth to achieve environmental sustainability, racial equity, shared prosperity, and healthy and vibrant neighborhoods.

The Washington State Growth Management Act (GMA) requires that cities undertake a major review and update of their comprehensive plans every 10 years. Under the GMA, comprehensive plans must accommodate the growth that is anticipated over the next 20 years. OPCD is currently leading a multi-department effort to update the growth strategy for the planning period extending to 2044, during which the city anticipates growing to nearly one million people while adding more than 150,000 jobs. The new comprehensive plan, which we are calling the One Seattle Plan, will also be updated to reflect new and ongoing priorities like climate change and racial equity. The One Seattle Plan will be completed by the end of 2024 and transmitted to Council for adoption in 2025. Parallel to this work, OPCD is developing a multi-phase package of zoning changes to implement the plan and create new opportunities for housing and density in neighborhoods across the city. The first allocation of funding for this work was in the 2021 Adopted Budget, which added \$130,000 in one-time resources for OPCD to work on an Environmental Impact Study and engage in community outreach to support the next major update to the Comprehensive Plan. Additional funding was included in the 2022, 2023, and 2024 budgets. The proposed budget expands this effort with a \$350,000 allocation of Payroll Expense Tax for work on a Supplemental Environmental Impact Statement to study additional land use changes in Regional and Urban Centers.

OPCD leads the Sound Transit 3 West Seattle Ballard Link Extensions (WSBLE) Planning Work Group, one of seven work groups in the Citywide WSBLE Work Plan to advance key policy discussions, draft recommendations for City leadership related to station location decisions, develop conceptual plans for stations, and undertake City-led community planning at station areas. 2025 work plan activities fall into four main categories: 1) advancing station design; 2) engaging in station area planning; 3) carrying out the City's Federal Transit Administration transit-oriented development pilot grant of \$1.75 million; and 4) coordinating with Sound Transit's Joint Development program. Early planning is underway in the Maritime and Industrial station areas that include SODO, Smith Cove, Interbay, and Ballard. Station area planning for Delridge and Chinatown International District continues through the South Delridge community planning process and coordinated South Downtown Hub with Sound Transit. The 2023 Adopted Budget included \$162,000 to fund one term-limited position (through 2025) to support City work on WSBLE-related items. The proposed budget makes this position permanent, as work on ST3 is anticipated to continue for the foreseeable future.

Office of Planning and Community Development

Incremental Budget Changes

Office of Planning and Community Development

	Dollars	FTE
2024 Adopted Budget	35,891,222	51.50
Baseline		
Bargained Annual Wage and Market Wage Increases to Base Budget	994,428	-
Citywide Adjustments for Standard Cost Changes	368,014	-
Removal of One-Time Items	(180,000)	-
Removal of CDBG from Baseline Budget	(430,000)	-
Remove Funding for Duwamish Valley Coordinator	(162,722)	-
Baseline Data Correction	-	-
Proposed Operating		
Increase the Equitable Development Initiative Grant Award Budget	1,676,839	-
Fund Equitable Development Initiative Staff with Short-Term Rental Tax	-	-
Right-Size Planning and Development Specialist Staffing	(349,044)	(2.00)
Administrative Efficiencies	(35,000)	(0.50)
Comprehensive Plan Environmental Review	350,000	-
Extend Position Sunset Dates	-	-
Proposed Technical		
Ongoing Changes from Current Year Legislation	-	(1.00)
Final Adjustments for Standard Cost Changes	(95,715)	-
Total Incremental Changes	\$2,136,799	(3.50)
Total 2025 Proposed Budget	\$38,028,021	48.00

Description of Incremental Budget Changes

Baseline

Bargained Annual Wage and Market Wage Increases to Base Budget

Expenditures \$994,428

This centrally administered change adjusts appropriations to reflect the Annual Wage Increases and Market Adjustments, as outlined in the agreements between the City and the Coalition of Unions or other standalone Unions, for personnel costs included in this department's baseline budget. This includes increases to salary, FICA, Medicare, retirement, overtime and temporary labor.

Office of Planning and Community Development

Citywide Adjustments for Standard Cost Changes

Expenditures	\$368,014
--------------	-----------

Citywide technical adjustments made in the baseline phase reflect changes to internal services costs, including rates from the Department of Finance & Administrative Services, Seattle Information Technology Department, Seattle Department of Human Resources, and for healthcare, retirement, and industrial insurance charges for the department. These adjustments reflect initial assumptions about these costs and inflators early in the budget process.

Removal of One-Time Items

Expenditures	\$(180,000)
--------------	-------------

This item removes \$130,000 of Payroll Expense Tax that was added by Council as one-time funding for community engagement work related to the Seattle Comprehensive Plan in the 2024 Adopted Budget; it also removes Payroll Expense Tax amounts of \$50,000 in 2025 and an additional \$350,000 in 2026 for regional subarea plans as described in the 2023 Adopted Budget.

Removal of CDBG from Baseline Budget

Expenditures	\$(430,000)
Revenues	\$(430,000)

For the 2025-2026 Proposed Budget, the Executive removed Community Development Block Grant funds from departments' baselines and reviewed department proposals for use of the federal grant funds for facilities and public services projects. This item removes \$430,000 of Community Development Block Grant funding from OPCD's baseline budget. In prior years, this funding was allocated for Equitable Development Initiative grants.

Remove Funding for Duwamish Valley Coordinator

Expenditures	\$(162,722)
--------------	-------------

This item reduces the funding for a three-year sunset position added in the 2022 Adopted Budget. This Duwamish Valley Coordinator position supported implementation of the Duwamish Valley Action Plan and was funded by General Fund. This position is being transferred to Seattle Public Utilities.

Baseline Data Correction

Expenditures	-
--------------	---

This budget-neutral item adjusts baseline data at the account level.

Proposed Operating

Increase the Equitable Development Initiative Grant Award Budget

Expenditures	\$1,676,839
--------------	-------------

The proposed budget allocates \$22 million in Payroll Expense Tax (payroll tax) proceeds in 2025 to the Equitable Development Initiative. This item uses payroll tax funding to increase OPCD's Equitable Development Initiative grant award budget by \$1.68 million in 2025 and another \$2.68 million in 2026. This brings total EDI payroll tax funding in the 2025 Proposed Budget to \$22,040,000, including \$607,518 for labor costs. In 2026, total EDI payroll tax funding is \$23,069,907, including \$632,103 of labor costs.

Office of Planning and Community Development

Fund Equitable Development Initiative Staff with Short-Term Rental Tax

Expenditures

-

This budget-neutral item changes the funding source for a project manager position on the Equitable Development Initiative (EDI) team. The 8-person EDI team manages a current portfolio of more than 77 projects totaling approximately \$120 million. This item replaces \$174,522 of Payroll Expense Tax with Short Term Rental Tax.

Right-Size Planning and Development Specialist Staffing

Expenditures

\$(349,044)

Position Allocation

(2.00)

The General Fund revenue forecast for the City's 2025-2026 Proposed Budget is insufficient to cover all anticipated Citywide costs. General Fund reductions were identified to mitigate this shortfall. To preserve critical City services, this item removes two Planning & Development Specialist Senior positions in OPCD.

After this adjustment, OPCD's Land Use Policy and Strategic Initiatives division will have four permanent full-time employees and a sunset position for Downtown Activation. The division will continue to work on land use regulation and growth management issues, including housing policy, zoning implementation, and special projects.

This adjustment also reduces the number of policy staff supporting the Seattle Planning Commission, which will have 2.5 full-time employees in 2025, including a director, a policy analyst, and half-time administrative support. The Seattle Planning Commission advises elected officials and City departments on land use, transportation, housing, and related plans, programs and policies.

Administrative Efficiencies

Expenditures

\$(35,000)

Position Allocation

(0.50)

In order to achieve business process efficiencies and General Fund cost savings, this item consolidates OPCD's administrative functions. Instead of having three administrative positions supporting the office in four half-time roles, this consolidation and reorganization assigns an existing 1.0 FTE for board and commission administrative support, and an existing 0.5 FTE for office-wide administrative support. The impact of this adjustment is an overall 0.5 FTE position reduction.

Comprehensive Plan Environmental Review

Expenditures

\$350,000

The proposed budget allocates \$31 million in Payroll Expense Tax proceeds in 2025 to support economic development. This item uses payroll tax funding to conduct additional environmental review to support proposed zoning changes within existing Regional and Urban Centers with the goal of allowing more height and development capacity for housing. These changes were not included in the original Environmental Impact Statement (EIS) scoping document for the major update of the City's Comprehensive Plan that is currently underway. The Supplemental EIS (SEIS) will provide the necessary environmental review for different increased height and density scenarios. The SEIS will build on the One Seattle Plan EIS and will analyze potential impacts of any proposed changes, including land use and urban form (bulk, shade, shadow) as well as citywide and local transportation impacts.

Office of Planning and Community Development

Extend Position Sunset Dates

Expenditures	-
Position Allocation	-

This item extends sunset dates for four positions in order to continue work that has been extended or is otherwise ongoing. No additional appropriation authority is included because the funding for the first three positions is included in OPCD's baseline budget and the fourth position is unfunded. The positions are as follows:

- (1) An urban centers planner -This 3-year Payroll Expense Tax funded position was added in the 2023 Adopted Budget to work on subarea plans. These plans, which are necessary in order to be eligible for future Puget Sound Regional Council funds, are currently anticipated to be adopted in 2027. Position hiring was delayed until September 2023. This item extends the sunset date for two years (through 2027).
- (2) An equitable transit-oriented development strategist - This 3-year payroll tax funded position was added in the 2023 Adopted Budget to work with Sound Transit on light rail station area planning. Because Sound Transit light rail expansion is anticipated to continue indefinitely, this item removes the sunset date and makes the position permanent.
- (3) A downtown activation planner position - This 2-year payroll tax funded position was added in the 2024 Adopted Budget to promote economic revitalization. This staffer is currently working on site activation for the World Cup, land use changes and residential development south of the Dearborn light rail station, and the Lid I-5 reconnecting communities project. This item extends the sunset date for two years (through 2027).
- (4) An engagement and communication position - This 3-year unfunded position was added by Council in the 2022 Adopted Budget to support the comprehensive plan. OPCD needs to continue this position to work on zoning and subarea plan communications. OPCD has been utilizing grant funding to pay for this position but the grant funding is no longer available. This item extends the sunset date for two years (through 2026).

Proposed Technical

Ongoing Changes from Current Year Legislation

Position Allocation	(1.00)
---------------------	--------

This change includes ongoing budget and/or position changes resulting from current year legislation in 2024, including the Year End Supplemental Ordinance. This item reflects the transfer of a position to Seattle Public Utilities that was included in Ordinance 127068 (the Mid-Year Supplemental Ordinance).

Final Adjustments for Standard Cost Changes

Expenditures	\$(95,715)
--------------	------------

Citywide technical adjustments made in the proposed phase reflect changes to internal services costs, including rates from the Department of Finance & Administrative Services, Seattle Information Technology Department, Seattle Department of Human Resources, and for healthcare for the department. These adjustments reflect final decisions about these costs made during the Proposed Phase of the budget process.

Office of Planning and Community Development

Expenditure Overview

	2023 Actuals	2024 Adopted	2025 Proposed	2026 Proposed
Appropriations				
OPCD - BO-PC-X2P00 - Planning and Community Development				
00100 - General Fund	9,164,638	7,347,792	7,727,145	8,144,451
12200 - Short-Term Rental Tax Fund	-	808,970	1,089,914	1,145,040
14500 - Payroll Expense Tax	1,144,435	1,729,064	1,883,905	1,242,753
Total for BSL: BO-PC-X2P00	10,309,073	9,885,826	10,700,964	10,532,244
OPCD - BO-PC-X2P10 - Design Commission				
30010 - REET I Capital Fund	628,867	684,804	759,627	796,802
Total for BSL: BO-PC-X2P10	628,867	684,804	759,627	796,802
OPCD - BO-PC-X2P40 - Equitable Development Initiative				
00100 - General Fund	7,084,537	430,000	-	-
00164 - Unrestricted Cumulative Reserve Fund	321,660	-	-	-
12200 - Short-Term Rental Tax Fund	806,318	5,134,948	5,134,948	5,134,948
14500 - Payroll Expense Tax	7,976,619	19,755,643	21,432,482	22,437,804
Total for BSL: BO-PC-X2P40	16,189,134	25,320,591	26,567,430	27,572,752
Department Total	27,127,075	35,891,222	38,028,021	38,901,798
Department Full-Time Equivalents Total*	48.50	51.50	48.00	48.00

* FTE totals are provided for informational purposes only. Changes in FTEs resulting from City Council or Human Resources Director actions outside of the budget process may not be detailed here

Budget Summary by Fund Office of Planning and Community Development

	2023 Actuals	2024 Adopted	2025 Proposed	2026 Proposed
00100 - General Fund	16,249,175	7,777,792	7,727,145	8,144,451
00164 - Unrestricted Cumulative Reserve Fund	321,660	-	-	-
12200 - Short-Term Rental Tax Fund	806,318	5,943,918	6,224,862	6,279,988
14500 - Payroll Expense Tax	9,121,054	21,484,708	23,316,388	23,680,557
30010 - REET I Capital Fund	628,867	684,804	759,627	796,802
Budget Totals for OPCD	27,127,075	35,891,222	38,028,021	38,901,798

Office of Planning and Community Development

Revenue Overview

2025 Estimated Revenues

Account Code	Account Name	2023 Actuals	2024 Adopted	2025 Proposed	2026 Proposed
331000	Direct Federal Grants	-	430,000	-	-
331110	Direct Fed Grants	41,710	-	-	-
334010	State Grants	805,357	-	-	-
360900	Miscellaneous Revs-Other Rev	52,906	-	-	-
Total Revenues for: 00100 - General Fund		899,972	430,000	-	-
Total OPCD Resources		899,972	430,000	-	-

Appropriations by Budget Summary Level and Program

OPCD - BO-PC-X2P00 - Planning and Community Development

The purpose of the Planning and Community Development Budget Summary Level is to manage a collaborative vision for planning that advances equitable development and creates great places in the City of Seattle that is consistent with Seattle's Comprehensive Plan, and to inform and guide growth related decisions for future development.

Program Expenditures	2023 Actuals	2024 Adopted	2025 Proposed	2026 Proposed
Planning	9,668,259	9,186,736	10,103,080	9,905,840
Planning Commission Management	640,814	699,090	597,884	626,404
Total	10,309,073	9,885,826	10,700,964	10,532,244
Full-time Equivalents Total*	46.50	48.50	45.50	45.50

**FTE totals are provided for informational purposes only. Changes in FTEs resulting from City Council or Human Resources Director actions outside of the budget process may not be detailed here*

The following information summarizes the programs in Planning and Community Development Budget Summary Level:

Planning

The purpose of the Planning Program is to manage a coordinated vision for growth and development in the City of Seattle that is consistent with Seattle's Comprehensive Plan, and to inform and guide growth related decisions for future development.

Expenditures/FTE	2023 Actuals	2024 Adopted	2025 Proposed	2026 Proposed
Planning	9,668,259	9,186,736	10,103,080	9,905,840
Full Time Equivalents Total	43.50	45.50	43.50	43.50

Office of Planning and Community Development

Planning Commission Management

The purpose of the Planning Commission is to advise the Mayor, the City Council and City departments on broad planning goals, policies and plans for the physical development of the city. The commission also provides independent analysis and promotes issues vital to livability.

	2023	2024	2025	2026
Expenditures/FTE	Actuals	Adopted	Proposed	Proposed
Planning Commission Management	640,814	699,090	597,884	626,404
Full Time Equivalents Total	3.00	3.00	2.00	2.00

OPCD - BO-PC-X2P10 - Design Commission

The purpose of the Design Commission Budget Summary Level is to give advice to the Mayor, City Council, and City Departments, concerning City-funded Capital Improvement Projects, projects that seek long-term use of the right-of-way, or major transportation projects.

Program Expenditures	2023	2024	2025	2026
	Actuals	Adopted	Proposed	Proposed
Design Commission	628,867	684,804	759,627	796,802
Total	628,867	684,804	759,627	796,802
Full-time Equivalents Total*	3.00	3.00	2.50	2.50

**FTE totals are provided for informational purposes only. Changes in FTEs resulting from City Council or Human Resources Director actions outside of the budget process may not be detailed here*

OPCD - BO-PC-X2P40 - Equitable Development Initiative

The purpose of the Equitable Development Initiative Budget Summary Level is to foster community leadership and support organizations that promote equitable access to housing, jobs, education, parks, cultural expression, healthy food, and other community needs and amenities. The goal of the Equitable Development Initiative is to address displacement and the unequal distribution of opportunities in order to sustain a diverse Seattle.

Program Expenditures	2023	2024	2025	2026
	Actuals	Adopted	Proposed	Proposed
Equitable Development Initiative	16,189,134	25,320,591	26,567,430	27,572,752
Total	16,189,134	25,320,591	26,567,430	27,572,752

**FTE totals are provided for informational purposes only. Changes in FTEs resulting from City Council or Human Resources Director actions outside of the budget process may not be detailed here*

Community Police Commission

Bessie Marie Scott, Acting Executive Director

(206) 256-5545

<http://www.seattle.gov/policecommission/>

Department Overview

The Office of the Community Police Commission (CPC) is the administrative and policy support entity of the Community Police Commission. The CPC is charged with providing community oversight and input on the police reform efforts that are the subject of a Settlement Agreement between the City and the U.S. Department of Justice regarding police practices. The CPC was made a permanent part of the system of civilian oversight of police in 2017 through legislation ([Ordinance 125315](#)). Membership of the CPC was modified in 2023 (Ordinance 126860) into a 15-member board appointed by the Mayor, the City Council and the Community Police Commission governs the CPC. Each commissioner serves a three-year term.

The CPC provides an independent forum for dialogue and widespread input on the reform efforts embodied in the Settlement Agreement and Memorandum of Understanding established by the Department of Justice. Ongoing community input is a critical component of achieving and maintaining effective and constitutional policing.

The CPC leverages the ideas, talent, experience and expertise of the people of Seattle to ensure police services:

- fully comply with the Constitution of the United States;
- ensure public and officer safety; and
- promote public confidence in the Seattle Police Department and its officers.

The CPC is charged with fulfilling and prioritizing the responsibilities as specified under the Consent Decree and Memorandum of Understanding and its role includes:

- reviewing and providing input to many city partners on the police accountability system, police services and the Seattle Police Department's policies and practices;
- engaging in community outreach to obtain the perspectives of the community on police-community relations, the police accountability system, police services, policies and practices and providing that input to other City departments;
- maintaining connections with representatives of disenfranchised communities and community groups; and
- advocating for reforms to state law that will enhance public trust and confidence in policing and the criminal justice system.

Budget Snapshot

	2023 Actuals	2024 Adopted	2025 Proposed	2026 Proposed
Department Support				
General Fund Support	1,795,758	2,112,770	2,132,187	2,234,620
Total Operations	1,795,758	2,112,770	2,132,187	2,234,620
Total Appropriations	1,795,758	2,112,770	2,132,187	2,234,620
Full-Time Equivalents Total*	9.00	10.00	10.00	10.00

** FTE totals are provided for informational purposes only. Changes in FTEs resulting from City Council or Human Resources Director actions outside of the budget process may not be detailed here*

Community Police Commission

Budget Overview

The City's 2025 – 2026 Proposed Budget maintains core services for the Community Police Commission. The department will continue to invest in programs such as providing community oversight and input on the police reform efforts that are the subject of a Settlement Agreement between the City and the U.S. Department of Justice regarding police practices.

The General Fund revenue forecast for the City's 2025 – 2026 Proposed Budget are insufficient to cover expected costs. General Fund reductions were identified to mitigate this shortfall in revenues. The Community Police Commission (CPC) budget provides a 6% reduction to personnel expenditures. The budget is also adjusted for minor Citywide technical changes which are described below.

Incremental Budget Changes

Community Police Commission

	Dollars	FTE
2024 Adopted Budget	2,112,770	10.00
Baseline		
Citywide Adjustments for Standard Cost Changes	(4,880)	-
Bargained Annual Wage and Market Wage Increases to Base Budget	175,931	-
Net-zero reallocation of non-labor accounts.	-	-
Proposed Operating		
Assume a Vacancy Rate of 10%	(146,426)	-
Proposed Technical		
Final Adjustments for Standard Cost Changes	(5,208)	-
Total Incremental Changes	\$19,417	-
Total 2025 Proposed Budget	\$2,132,187	10.00

Community Police Commission

Description of Incremental Budget Changes

Baseline

Citywide Adjustments for Standard Cost Changes

Expenditures \$(4,880)

Citywide technical adjustments made in the baseline phase reflect changes to internal services costs, including rates from the Department of Finance & Administrative Services, Seattle Information Technology Department, Seattle Department of Human Resources, and for healthcare, retirement, and industrial insurance charges for the department. These adjustments reflect initial assumptions about these costs and inflators early in the budget process.

Bargained Annual Wage and Market Wage Increases to Base Budget

Expenditures \$175,931

This centrally administered change adjusts appropriations to reflect the Annual Wage Increases and Market Adjustments, as outlined in the agreements between the City and the Coalition of Unions or other standalone Unions, for personnel costs included in this department's baseline budget. This includes increases to salary, FICA, Medicare, retirement, overtime and temporary labor.

Net-zero reallocation of non-labor accounts.

Expenditures -

Net-zero reallocation of non-labor accounts.

Proposed Operating

Assume a Vacancy Rate of 10%

Expenditures \$(146,426)

The General Fund revenue forecast for the City's 2025-2026 Proposed Budget is insufficient to cover all expected Citywide costs. General Fund reductions were identified to mitigate this shortfall in revenues. The ongoing item increases the Community Police Commission vacancy rate assumption by 10%, which reduces the General Fund budget and will result in the department holding vacancies as turnover occurs.

Proposed Technical

Final Adjustments for Standard Cost Changes

Expenditures \$(5,208)

Citywide technical adjustments made in the proposed phase reflect changes to internal services costs, including rates from the Department of Finance & Administrative Services, Seattle Information Technology Department, Seattle Department of Human Resources, and for healthcare for the department. These adjustments reflect final decisions about these costs made during the Proposed Phase of the budget process.

Community Police Commission

Expenditure Overview

	2023 Actuals	2024 Adopted	2025 Proposed	2026 Proposed
Appropriations				
CPC - BO-CP-X1P00 - Office of the Community Police Commission				
00100 - General Fund	1,795,758	2,112,770	2,132,187	2,234,620
Total for BSL: BO-CP-X1P00	1,795,758	2,112,770	2,132,187	2,234,620
Department Total	1,795,758	2,112,770	2,132,187	2,234,620
Department Full-Time Equivalents Total*	9.00	10.00	10.00	10.00

** FTE totals are provided for informational purposes only. Changes in FTEs resulting from City Council or Human Resources Director actions outside of the budget process may not be detailed here*

Budget Summary by Fund Community Police Commission

	2023 Actuals	2024 Adopted	2025 Proposed	2026 Proposed
00100 - General Fund	1,795,758	2,112,770	2,132,187	2,234,620
Budget Totals for CPC	1,795,758	2,112,770	2,132,187	2,234,620

Appropriations by Budget Summary Level and Program

CPC - BO-CP-X1P00 - Office of the Community Police Commission

The purpose of the Office of the Community Police Commission Budget Summary Level is to leverage the ideas, talents, experience, and expertise of the community to provide ongoing community input into the development of the Seattle Police Department reforms, the establishment of police priorities, and facilitation of police/community relationships necessary to promote public safety.

Program Expenditures	2023 Actuals	2024 Adopted	2025 Proposed	2026 Proposed
Office of the Community Police	1,795,758	2,112,770	2,132,187	2,234,620
Total	1,795,758	2,112,770	2,132,187	2,234,620
Full-time Equivalents Total*	9.00	10.00	10.00	10.00

**FTE totals are provided for informational purposes only. Changes in FTEs resulting from City Council or Human Resources Director actions outside of the budget process may not be detailed here*

Community Assisted Response and Engagement

Amy Barden, Chief

(206) 477-8300

<http://www.seattle.gov/care>

Department Overview

The Community Assisted Response and Engagement (CARE) department, formerly known as the Community Safety and Communications Center (CSCC), was established as a new department in 2021 to provide timely, accurate, and vital information to the City's first responders, city service providers, and to the public. Ordinance 126237 transferred the primary 911 center from SPD to CARE, effective June 1, 2021. Since the transition, the department has continued working to establish itself as an independent city department, resource internal ongoing needs, and explore integrating non-uniformed and alternate resources for dispatch. CARE is home to the primary Seattle 911 call center and is the largest in the Pacific Northwest, both by staff size and volume of calls received, averaging over 800,000 per year. The department employs 186 employees and is open 24 hours a day, 365 days a year.

The CARE department seeks to enhance public safety through CARE Response Teams that will provide additional behavioral health professionals available to respond to people experiencing non-violent mental health crises or quality of life concerns. These unarmed community responders are dual-dispatched with police to priority 3 and priority 4 person down and welfare check call types. CARE Response Teams are also requested by police officers and sometimes deal with "on view" incidents. In 2022, Seattle 911 data shows a response time consistently longer than one hour to these call types; the department seeks to reduce that response time and to support SPD's ability to respond to more urgent 911 calls swiftly. The vision for CARE Response Teams into the future is to expand to additional call types and primary dispatch without officers as appropriate.

Budget Snapshot

	2023 Actuals	2024 Adopted	2025 Proposed	2026 Proposed
Department Support				
General Fund Support	22,114,049	26,343,050	32,402,649	35,941,800
Total Operations	22,114,049	26,343,050	32,402,649	35,941,800
Total Appropriations	22,114,049	26,343,050	32,402,649	35,941,800
Full-Time Equivalents Total*	149.00	163.00	186.00	186.00

* FTE totals are provided for informational purposes only. Changes in FTEs resulting from City Council or Human Resources Director actions outside of the budget process may not be detailed here

Budget Overview

The City of Seattle continues to maintain its commitments to public safety investments in the budget. In 2024, the CARE department's 911 Center has been focused on responding to emergency calls. While the department has begun to see improvements in recruitment and retention, it has not reached full staffing of its 127 designated call taker, dispatcher, and supervisor positions. Overall, the 911 Center continues to see improvements in call response metrics including improving answering time for the non-emergency line.

Community Assisted Response and Engagement

CARE continues implementing the Mayor's Office and City Council's vision of diversified response by expanding the CARE Response Teams with 21 additional staff members available to respond to emerging community concerns. In 2025, the department will be adding two positions, one focused on public disclosure and one focused on the coordinating City's Restoration work. Due to the City's economic forecast, CARE strives to control spending while maintaining the best services for residents. CARE's budget recognizes vacancy savings to meet reduction targets and to align resources with their forecasted staffing.

Incremental Budget Changes

Community Assisted Response and Engagement

	Dollars	FTE
2024 Adopted Budget	26,343,050	163.00
Baseline		
Bargained Annual Wage and Market Wage Increases to Base Budget	3,584,889	-
Citywide Adjustments for Standard Cost Changes	523,930	-
Proposed Operating		
Add Public Disclosure Officer	199,271	1.00
Add Public Safety UCT Manager	215,760	1.00
Aligning CARE budget to vacancy rate	(296,300)	-
Proposed Technical		
CARE Team Expansion	1,500,000	-
Ongoing Changes from Current Year Legislation	-	21.00
Final Adjustments for Standard Cost Changes	332,049	-
Total Incremental Changes	\$6,059,599	23.00
Total 2025 Proposed Budget	\$32,402,649	186.00

Community Assisted Response and Engagement

Description of Incremental Budget Changes

Baseline

Bargained Annual Wage and Market Wage Increases to Base Budget

Expenditures \$3,584,889

This centrally administered change adjusts appropriations to reflect the Annual Wage Increases and Market Adjustments, as outlined in the agreements between the City and the Coalition of Unions or other standalone Unions, for personnel costs included in this department's baseline budget. This includes increases to salary, FICA, Medicare, retirement, overtime and temporary labor.

Citywide Adjustments for Standard Cost Changes

Expenditures \$523,930

Citywide technical adjustments made in the baseline phase reflect changes to internal services costs, including rates from the Department of Finance & Administrative Services, Seattle Information Technology Department, Seattle Department of Human Resources, and for healthcare, retirement, and industrial insurance charges for the department. These adjustments reflect initial assumptions about these costs and inflators early in the budget process.

Proposed Operating

Add Public Disclosure Officer

Expenditures \$199,271

Position Allocation 1.00

This item adds \$199,270 and adds 1 FTE Strategic Advisor 2 as a Public Disclosure Officer. This position will have a wide range of responsibilities and will focus on public disclosure requests (PDR's) as the sole Public Disclosure Officer for CARE. As the department continues to expand as the City's third public safety department, CARE will receive many more PDR's and needs a position to primarily focus on this large workload.

Add Public Safety UCT Manager

Expenditures \$215,760

Position Allocation 1.00

This item adds \$215,760 and adds 1 FTE Strategic Advisor 3 position to serve as the Seattle Restoration Director. This position will focus on will bringing together departments in addressing placed-based public safety concerns, similar to how the existing Unified Care Team effectively and systematically addresses unsheltered persons living in encampments. The team administered by the Seattle Restoration Director will coordinate short- and long-term public safety interventions, the connection of individuals to services to address underlying needs and reduce criminal conduct, and environmental changes and activation strategies. The Seattle Restoration Director will closely coordinate with law enforcement, City departments, service providers, and community, business, and City stakeholders.

Aligning CARE budget to vacancy rate

Expenditures \$(296,300)

This item decreases appropriation by \$296,300 in 2025 and \$306,900 in 2026 to align CARE department's budget with its anticipated vacancy rate. The department has improved recruitment and retention rates since 2022 but continues to maintain a vacancy rate due to natural rate of attrition. This change will not impact hiring but will ensure the department's budget is aligned with vacancy rate.

Community Assisted Response and Engagement

Proposed Technical

CARE Team Expansion

Expenditures \$1,500,000

This item increases appropriation authority by \$1,500,000 in 2025 and \$3,533,832 in 2026 to support the ongoing expansion costs of the CARE Response Teams. CARE Response Teams have already been assisting with 911 calls through prioritization and dispatching them to the incident. This expansion will allow the CARE team to offer city-wide coverage, increased hours of service of the program, and to better focus first response resources on the situations where they are most needed.

In August 2024, funding was appropriated in Ordinance 127068 for CARE Response Team expansion, covering the costs of facilities, vehicles, and personnel. This item makes that funding ongoing for 21 full-time positions, (9 Community Crisis Responder 1's, 9 Community Crisis Responder 2's, and 3 Community Crisis Responder Supervisors). To do this requires an additional 9 vehicles (8 Ford Explorer PIU's, 1 ADA Van), equipment such as radios, uniforms, computers, facilities, supplies for distribution, and other on-going costs. The position pockets are part of the Ongoing Changes from Current Year Legislation change request.

Ongoing Changes from Current Year Legislation

Position Allocation 21.00

This change includes ongoing budget and/or position changes resulting from current year legislation in 2024, including the Year End Supplemental Ordinance. These positions were appropriated in Ordinance 127068 for the expansion in 2024 of CARE Response Teams. This item makes adds ongoing pockets 21 FTEs, (9 Community Crisis Responder 1's, 9 Community Crisis Responder 2's, and 3 Community Crisis Responder Supervisors). The funding for these positions is appropriated in CARE Team expansion.

Final Adjustments for Standard Cost Changes

Expenditures \$332,049

Citywide technical adjustments made in the proposed phase reflect changes to internal services costs, including rates from the Department of Finance & Administrative Services, Seattle Information Technology Department, Seattle Department of Human Resources, and for healthcare for the department. These adjustments reflect final decisions about these costs made during the Proposed Phase of the budget process.

Community Assisted Response and Engagement

Expenditure Overview

	2023 Actuals	2024 Adopted	2025 Proposed	2026 Proposed
Appropriations				
CS - BO-CS-10000 - 911 Call Response				
00100 - General Fund	22,114,049	24,033,277	28,043,809	29,442,432
Total for BSL: BO-CS-10000	22,114,049	24,033,277	28,043,809	29,442,432
CS - BO-CS-40000 - Community Assisted Response and Engagement				
00100 - General Fund	-	2,309,773	4,358,840	6,499,368
Total for BSL: BO-CS-40000	-	2,309,773	4,358,840	6,499,368
Department Total	22,114,049	26,343,050	32,402,649	35,941,800
Department Full-Time Equivalents Total*	149.00	163.00	186.00	186.00

* FTE totals are provided for informational purposes only. Changes in FTEs resulting from City Council or Human Resources Director actions outside of the budget process may not be detailed here

Budget Summary by Fund Community Assisted Response and Engagement

	2023 Actuals	2024 Adopted	2025 Proposed	2026 Proposed
00100 - General Fund	22,114,049	26,343,050	32,402,649	35,941,800
Budget Totals for CS	22,114,049	26,343,050	32,402,649	35,941,800

Revenue Overview

2025 Estimated Revenues

Account Code	Account Name	2023 Actuals	2024 Adopted	2025 Proposed	2026 Proposed
342900	Public Safety-Other Rev	6,434,756	5,185,606	5,185,606	5,185,606
Total Revenues for: 00100 - General Fund		6,434,756	5,185,606	5,185,606	5,185,606
Total CS Resources		6,434,756	5,185,606	5,185,606	5,185,606

Community Assisted Response and Engagement

Appropriations by Budget Summary Level and Program

CS - BO-CS-10000 - 911 Call Response

The purpose of the 911 Call Response Budget Summary Level is to answer 911 calls, dispatch City public safety responses, facilitate reporting of minor incidents; and respond to community safety requests.

Program Expenditures	2023 Actuals	2024 Adopted	2025 Proposed	2026 Proposed
Communications Center	22,114,049	24,033,277	28,043,809	29,442,432
Total	22,114,049	24,033,277	28,043,809	29,442,432
Full-time Equivalents Total*	149.00	153.00	154.00	154.00

**FTE totals are provided for informational purposes only. Changes in FTEs resulting from City Council or Human Resources Director actions outside of the budget process may not be detailed here*

CS - BO-CS-40000 - Community Assisted Response and Engagement

The purpose of the Community Assisted Response and Engagement Budget Summary Level is to develop and implement programs that address behavioral issues and substance abuse, share information across departments, and respond to non-emergent, low-risk community calls for service.

Program Expenditures	2023 Actuals	2024 Adopted	2025 Proposed	2026 Proposed
Dual Dispatch	-	2,309,773	4,358,840	6,499,368
Total	-	2,309,773	4,358,840	6,499,368
Full-time Equivalents Total*	-	10.00	32.00	32.00

**FTE totals are provided for informational purposes only. Changes in FTEs resulting from City Council or Human Resources Director actions outside of the budget process may not be detailed here*

Office of Emergency Management

Curry Mayer, Director

(206) 233-5076

<https://www.seattle.gov/emergency-management>

Department Overview

The Office of Emergency Management (OEM) is responsible for the city-wide emergency management program. The mission of OEM is, "We partner with the community to prepare for, respond to, mitigate the impacts of, and recover from disasters." This office has the city-wide responsibility to:

- Facilitate citywide response which includes orchestrating coordination conference calls, managing response actions/activities and physically maintaining and managing the Emergency Operations Center (EOC) to ensure overall unity of effort when responding to emergencies and disasters of all sizes and impacts,
- Manage the City's comprehensive activities related to emergency planning, preparedness, mitigation, response, and recovery operations,
- Administer trainings and exercises that prepare City responders, volunteers, and the public to respond and recover from disasters, and
- Seek and administer post disaster recovery costs and pre-disaster mitigation grants often totaling into the millions of dollars for the city and its departments.

OEM has adopted a whole community approach to educating the public. They do this by adapting preparedness curriculum to each audience, building relationships with community organizations, and focusing engagement on vulnerable populations such as those with limited English proficiency (LEP), low income, and immigrant and refugee communities.

Budget Snapshot

	2023 Actuals	2024 Adopted	2025 Proposed	2026 Proposed
Department Support				
General Fund Support	4,086,029	2,922,504	3,037,157	3,191,823
Other Funding - Operating	87,831	-	-	-
Total Operations	4,173,860	2,922,504	3,037,157	3,191,823
Total Appropriations	4,173,860	2,922,504	3,037,157	3,191,823
 Full-Time Equivalents Total*	 15.00	 15.00	 13.75	 13.75

* FTE totals are provided for informational purposes only. Changes in FTEs resulting from City Council or Human Resources Director actions outside of the budget process may not be detailed here

Office of Emergency Management

Budget Overview

The City's 2025-2026 Proposed Budget maintains core services for the Office of Emergency Management (OEM). The Office will continue to invest in programs supporting OEM's mission of providing emergency management services to the city. As part of preparing the City for all types of emergencies, the 2025-2026 Proposed Budget includes \$30,000 in the City Budget Office to conduct a review of other emergency management offices. This review will evaluate OEM's funding, multijurisdictional framework, and organizational structure in comparison to peer cities, specifically those on the West Coast, as well as to nationwide best practices.

The General Fund revenue forecast for the City's 2025-26 Proposed Budget is insufficient to cover all anticipated Citywide costs. General Fund reductions were identified to mitigate this shortfall. To preserve critical City services due to the General Fund deficit, budget adjustments were made in the following areas: reduction to travel and training budget; transitioning to King County's WebEOC software; and removing 1.25 FTE.

Incremental Budget Changes

Office of Emergency Management

	Dollars	FTE
2024 Adopted Budget	2,922,504	15.00
Baseline		
Bargained Annual Wage and Market Wage Increases to Base Budget	288,946	-
Citywide Adjustments for Standard Cost Changes	160,324	-
Proposed Operating		
Reduce Travel and Training Budget	(10,000)	-
Reduce Full-Time Administrative Support to Part-Time	(25,300)	(0.25)
Eliminate WebEOC Software License	(45,000)	-
Remove 1.0 FTE Strategic Advisor 1 Providing Community Engagement	(174,600)	(1.00)
Proposed Technical		
Final Adjustments for Standard Cost Changes	(79,717)	-
Total Incremental Changes	\$114,653	(1.25)
Total 2025 Proposed Budget	\$3,037,157	13.75

Office of Emergency Management

Description of Incremental Budget Changes

Baseline

Bargained Annual Wage and Market Wage Increases to Base Budget

Expenditures	\$288,946
--------------	-----------

This centrally administered change adjusts appropriations to reflect the Annual Wage Increases and Market Adjustments, as outlined in the agreements between the City and the Coalition of Unions or other standalone Unions, for personnel costs included in this department's baseline budget. This includes increases to salary, FICA, Medicare, retirement, overtime and temporary labor.

Citywide Adjustments for Standard Cost Changes

Expenditures	\$160,324
--------------	-----------

Citywide technical adjustments made in the baseline phase reflect changes to internal services costs, including rates from the Department of Finance & Administrative Services, Seattle Information Technology Department, Seattle Department of Human Resources, and for healthcare, retirement, and industrial insurance charges for the department. These adjustments reflect initial assumptions about these costs and inflators early in the budget process.

Proposed Operating

Reduce Travel and Training Budget

Expenditures	\$(10,000)
--------------	------------

This item decreases appropriation authority by \$10,000 in OEM's travel and training budget, reducing their staff travel and training budget by 80%, from \$12,500 to \$2,500. This will result in reduced OEM participation in professional development organizations, trainings and conferences, including ongoing Big City Emergency Managers meetings and the Emerging Leaders program, as well as other emergency management professional organizations such as the Washington State Emergency Management Association (WSEMA), International Association of Emergency Managers (IAEM), and Washington Partners in Emergency Preparedness. This will limit OEM's access to innovative strategies and new peer reviews best practices.

Reduce Full-Time Administrative Support to Part-Time

Expenditures	\$(25,300)
Position Allocation	(0.25)

This item decreases appropriation authority by \$25,300 and reduces 0.25 FTE from 1.0 FTE Administrative Specialist II position to 0.75 FTE. This proposal results in a reduction in hours, from full-time to a part-time, 30 hours per week position. As the only administrative staff support in OEM, there will be reduced capacity to support Emergency Operations Center (EOC) readiness and activations, department purchasing and facility maintenance, response to public inquiries about disaster preparedness classes, and Community Engagement team support.

Eliminate WebEOC Software License

Expenditures	\$(45,000)
--------------	------------

This item decreases appropriation authority by \$45,000 for the current Web-based Emergency Operations Center (WebEOC) incident management platform. To create efficiencies and generate cost savings, OEM will transition to using King County's Office of Emergency Management's WebEOC at no cost, with minimal to limited loss of functionality anticipated. The WebEOC system allows internal and external stakeholders to communicate with the

Office of Emergency Management

Emergency Operations Center and exchange information and resources during emergencies.

Remove 1.0 FTE Strategic Advisor 1 Providing Community Engagement

Expenditures \$(174,600)

Position Allocation (1.00)

This item decreases appropriation authority by \$174,600 and reduces 1.0 FTE Strategic Advisor 1 position providing community engagement on disaster education to vulnerable communities. This reduces OEM's capacity to provide disaster skills trainings to the public and community-based organizations, such as developing and conducting youth camps with schools and community centers. There will be fewer OEM newsletter publications on emergency preparedness and hazard awareness for the public, a curtailment of engagement work with small businesses, and reduced capacity for tsunami preparedness activity development and conduct. OEM will maintain one Strategic Advisor III position as the community engagement manager and one Strategic Advisor 1 position to coordinate community engagement activities.

Proposed Technical

Final Adjustments for Standard Cost Changes

Expenditures \$(79,717)

Citywide technical adjustments made in the proposed phase reflect changes to internal services costs, including rates from the Department of Finance & Administrative Services, Seattle Information Technology Department, Seattle Department of Human Resources, and for healthcare for the department. These adjustments reflect final decisions about these costs made during the Proposed Phase of the budget process.

Office of Emergency Management

Expenditure Overview

	2023 Actuals	2024 Adopted	2025 Proposed	2026 Proposed
Appropriations				
OEM - BO-EP-10000 - Office of Emergency Management				
00100 - General Fund	4,086,029	2,922,504	3,037,157	3,191,823
14000 - Coronavirus Local Fiscal Recovery Fund	87,831	-	-	-
Total for BSL: BO-EP-10000	4,173,860	2,922,504	3,037,157	3,191,823
Department Total	4,173,860	2,922,504	3,037,157	3,191,823
Department Full-Time Equivalents Total*	15.00	15.00	13.75	13.75

* FTE totals are provided for informational purposes only. Changes in FTEs resulting from City Council or Human Resources Director actions outside of the budget process may not be detailed here.

Budget Summary by Fund Office of Emergency Management

	2023 Actuals	2024 Adopted	2025 Proposed	2026 Proposed
00100 - General Fund	4,086,029	2,922,504	3,037,157	3,191,823
14000 - Coronavirus Local Fiscal Recovery Fund	87,831	-	-	-
Budget Totals for OEM	4,173,860	2,922,504	3,037,157	3,191,823

Revenue Overview

2025 Estimated Revenues

Account Code	Account Name	2023 Actuals	2024 Adopted	2025 Proposed	2026 Proposed
331110	Direct Fed Grants	126,276	-	-	-
333110	Ind Fed Grants	1,194,591	-	-	-
341900	General Government-Other Rev	1,821,621	1,570,993	2,097,243	2,199,409
360370	Insurance Premiums & Recoveries	1,761	-	-	-
360900	Miscellaneous Revs-Other Rev	6,385	-	-	-
Total Revenues for: 00100 - General Fund		3,150,634	1,570,993	2,097,243	2,199,409
331110	Direct Fed Grants	87,831	-	-	-
Total Revenues for: 14000 - Coronavirus Local Fiscal Recovery Fund		87,831	-	-	-
Total OEM Resources		3,238,465	1,570,993	2,097,243	2,199,409

Office of Emergency Management

Appropriations by Budget Summary Level and Program

OEM - BO-EP-10000 - Office of Emergency Management

The purpose of the Office of Emergency Management Budget Summary Level is to manage citywide emergency planning, hazard mitigation, disaster response and recovery coordination, community preparedness, and internal and external partnership building.

Program Expenditures	2023 Actuals	2024 Adopted	2025 Proposed	2026 Proposed
Office of Emergency Management	4,173,860	2,922,504	3,037,157	3,191,823
Total	4,173,860	2,922,504	3,037,157	3,191,823
Full-time Equivalents Total*	15.00	15.00	13.75	13.75

**FTE totals are provided for informational purposes only. Changes in FTEs resulting from City Council or Human Resources Director actions outside of the budget process may not be detailed here*

Seattle Fire Department

Harold D Scoggins, Fire Chief

(206) 386-1400

<http://www.seattle.gov/fire>

Department Overview

The Seattle Fire Department (SFD) provides fire protection and prevention, technical rescue, and emergency medical services for the City of Seattle. It deploys engine companies, ladder companies, aid and medic units, rescue companies, and fireboats to mitigate the loss of life and property from fires, medical emergencies, and other disasters. SFD maintains 33 fire stations strategically located within six battalions to provide optimal response times to emergencies. Each battalion serves specific geographic areas in the city: the downtown/Central Area, north and northeast Seattle, northwest Seattle, south and southeast Seattle, and West Seattle.

SFD has a strong record of fire prevention resulting in fewer fires than the national average and of other cities with similar populations. Seattle averages 1.4 fires annually per 1,000 residents, which is significantly lower than the national average of 4.5. Over the past five years, the average number of total structure fires per year in Seattle has been 1,025. Total fire dollar loss averaged \$19.6 million per year.

SFD provides emergency medical responses, which account for approximately 74% of all SFD emergency calls in Seattle. To respond to the emergency medical demand, all Seattle firefighters are trained as emergency medical technicians (EMTs) to provide basic emergency medical care or basic life support. SFD staffs eight medic units, each with two firefighter-trained paramedics to provide more advanced medical care or advanced life support. Additionally, the department has five full-time and two peak-time aid units staffed by firefighters to provide basic life support citywide.

In 2016, SFD implemented the Low Acuity Alarm Program to reduce non-emergency calls to the 911 system and to provide improved service and care to individuals with non-emergent needs. In 2019, the program was renamed Mobile Integrated Health to better reflect its work, which now includes the Health One multidisciplinary response team of firefighters and case managers. Health One launched in 2019 to respond to individuals immediately in their moment of need and help them navigate the situation - whether they need medical care, mental health care, shelter, or other social services. Currently, core activities of Mobile Integrated Health are high utilizer intervention (individuals and locations), low acuity data and trend analysis, establishing referral partnerships, and alternate treatment/transportation services.

The department also has marine, hazardous materials, high-angle, tunnel, and confined-space rescue teams. In addition, SFD officers and firefighters are members of local and national disaster response teams such as the Federal Emergency Management Agency (FEMA)'s Urban Search and Rescue Task Force and wildland firefighting. SFD's fire prevention efforts include fire code enforcement, building inspections, plan reviews of fire and life safety systems, public education and fire safety programs, regulation of hazardous materials storage and processes, and regulation of places of public assembly and public events to ensure life safety.

Seattle Fire Department

Budget Snapshot

	2023 Actuals	2024 Adopted	2025 Proposed	2026 Proposed
Department Support				
General Fund Support	284,381,781	282,575,015	327,562,647	340,685,272
Other Funding - Operating	9,219	-	-	-
Total Operations	284,391,000	282,575,015	327,562,647	340,685,272
Total Appropriations	284,391,000	282,575,015	327,562,647	340,685,272
Full-Time Equivalents Total*	1,177.35	1,204.35	1,204.85	1,205.85

* FTE totals are provided for informational purposes only. Changes in FTEs resulting from City Council or Human Resources Director actions outside of the budget process may not be detailed here

Budget Overview

The 2025-26 Proposed Budget for the Seattle Fire Department (SFD) increases investments in hiring and training of firefighters and paramedics in the face of historically high vacancy levels. As the City faces General Fund constraints, SFD has aligned their budget to reflect current staffing levels and projects higher than usual vacancies in the upcoming year. In addition, the department will reduce overtime allocations across various divisions to achieve spending constraints.

SFD's vacancies remain higher than normal, and this indicates it will be difficult for SFD to meet minimum daily staffing levels over the biennium. SFD expects some level of unit outages to continue due to these staffing shortages and is working to mitigate the impact. To address high vacancies, this budget includes investments for SFD to train an additional 20 recruits on top of the 60 recruits in their base budget. Also, to address the high level of vacancies among paramedics, additional training slots are funded in 2025 and 2026.

SFD will have ongoing funding to support the dangerous building abatement program adopted during the midyear supplemental in 2024. This will allow the department to contract with vendors to demolish or perform other related services such as installation of fencing around the property that have been identified as derelict and unsafe. The City is going to make one-time investments to replace Basic Life Support (BLS) Automated External Defibrillators (AEDs) and Advanced Life Support (ALS) LifePaks nearing their expiration date. In addition, this budget includes investments to continue the expansion of the Mobile Integrated Health (MIH) Program with the goal of increasing service delivery, expanding operational hours, and adding new lines of capacity for the team.

This budget further aligns SFD's resources with the department's operational needs. To increase institutional knowledge of processing and managing injury and illness claims, the department will explore converting one uniform position pocket into a civilian position pocket. Lastly, SFD has revised various fees and charges to cover the cost of service and to support the SFD Fire Prevention Division.

Seattle Fire Department

Incremental Budget Changes

Seattle Fire Department

	Dollars	FTE
2024 Adopted Budget	282,575,015	1204.35
Baseline		
Bargained Annual Wage and Market Wage Increases to Base Budget	32,326,052	-
Citywide Adjustments for Standard Cost Changes	9,438,663	-
Proposed Operating		
Align overtime budget with vacancy rate	(1,000,000)	-
Department-wide Overtime Savings	(400,000)	-
Civilianize Disability Officer	(47,290)	-
Human Resources Overtime Reduction	(10,000)	-
Major Equipment Funding	3,000,000	-
Add funding for 20 additional Fire Fighter recruits	2,059,325	-
Add funding for additional paramedic students	722,400	-
Mobile Integrated Health Program Expansion	458,482	0.50
Basic Life Support Transport Billing	5,000	-
Proposed Technical		
Final Adjustments for Standard Cost Changes	(2,665,000)	-
Dangerous Building Abatement	500,000	-
SFD Revenue Submittal	-	-
Overtime Budget-related AWI	600,000	-
Total Incremental Changes	\$44,987,632	0.50
Total 2025 Proposed Budget	\$327,562,647	1204.85

Description of Incremental Budget Changes

Baseline

Bargained Annual Wage and Market Wage Increases to Base Budget

Expenditures \$32,326,052

This centrally administered change adjusts appropriations to reflect the Annual Wage Increases and Market Adjustments, as outlined in the agreements between the City and the Coalition of Unions or other standalone Unions, for personnel costs included in this department's baseline budget. This includes increases to salary, FICA, Medicare, retirement, overtime and temporary labor.

Seattle Fire Department

Citywide Adjustments for Standard Cost Changes

Expenditures \$9,438,663

Citywide technical adjustments made in the baseline phase reflect changes to internal services costs, including rates from the Department of Finance & Administrative Services, Seattle Information Technology Department, Seattle Department of Human Resources, and for healthcare, retirement, and industrial insurance charges for the department. These adjustments reflect initial assumptions about these costs and inflators early in the budget process.

Proposed Operating

Align overtime budget with vacancy rate

Expenditures \$(1,000,000)

This item reduces appropriation by \$1 million in 2025 and 2026 for overtime. SFD has been experiencing a high number of vacancies due to various factors and this item aligns the overtime budget with current and forecasting staffing levels by recognizing \$1 million in potential budget savings in 2025 and 2026. SFD's staffing shortages will remain high until positions are filled and thus SFD may experience some level of unit outages that will result in overtime savings.

Department-wide Overtime Savings

Expenditures \$(400,000)

This item reduces appropriation by \$400,000 in 2025 and 2026 for SFD. Savings will be produced by reducing overtime activities across various divisions but will not impact the delivery of emergency services provided to the community.

Civilianize Disability Officer

Expenditures \$(47,290)

Position Allocation -

This item decreases appropriation by \$47,290 in SFD's Human Resources Division by replacing a uniform position pocket with a civilian position pocket to accomplish the job duties of the Disability Officer. Currently, the position rotates every two years between uniformed staff. Institutional knowledge of processing and managing injury and illness claims would increase due to longer retention of personnel beyond the typical two years of the uniform position. The current annual compensation, including overtime, is \$198,000 annually. A professional staff equivalent, which would be a Senior Personnel Specialist. Mid-point annual compensation is \$150,000. Further exploration and conversation with labor partners need to happen.

Human Resources Overtime Reduction

Expenditures \$(10,000)

This item decreases appropriation by \$10,000 in SFD's Human Resources Division. Overtime costs will be reduced due to centralization of recruitment and outreach efforts, which historically were spread amongst multiple personnel and without singular oversight by a workforce development adviser. SFD hired a workforce development adviser, and the person is actively managing and auditing overtime costs for recruitment and outreach. Strategic and intentional planning and execution will result in less diffuse and spread-out overtime costs.

Seattle Fire Department

Major Equipment Funding

Expenditures	\$3,000,000
--------------	-------------

This item provides one-time funding for Basic Life Support (BLS) Automated External Defibrillators (AEDs) and Advanced Life Support (ALS) LifePaks. These items are nearing their expiration date and will need to be replaced next year. In 2025, SFD will need approximately \$2.3 million to replace the ALS LifePaks and \$700,000 to replace the BLS AEDs.

Add funding for 20 additional Fire Fighter recruits

Expenditures	\$2,059,325
--------------	-------------

This item adds \$2,059,325 for hiring and training 20 additional recruits in 2025 and in 2026. SFD continues to experience a high vacancy rate and projects it to remain high in 2025 until the positions are filled. The additional fire fighter recruits will allow SFD to keep up with attrition and reduce the overall vacancy count. This is in addition to the funding for 60 recruits already in the SFD base budget.

Add funding for additional paramedic students

Expenditures	\$722,400
--------------	-----------

This item adds \$722,400 in 2025 and \$1,204,000 in 2026 for 5 additional paramedic student training. SFD continues to experience a high vacancy rate within paramedic ranks and projects it to remain at elevated levels in 2025 and 2026. This funding will allow SFD to keep up with attrition and reduce vacancies. This is in addition to the funding for 5 recruits in the SFD base budget for paramedic training.

Mobile Integrated Health Program Expansion

Expenditures	\$458,482
--------------	-----------

Position Allocation	.50
---------------------	-----

This item adds \$458,482 in 2025 and \$1,206,953 in 2026 to continue the expansion of the Mobile Integrated Health (MIH) Program with the goal of increasing service delivery, expanding operational hours, and adding new lines of capacity for the team. This new investment would add an additional team to the Post Overdose Team (H99) to conduct patient follow-up and recovery system navigation. A follow-up component to the Post-Overdose Response Team is critical because most of the essential next steps on clients' road to recovery and stability do not happen without direct team involvement. Since the initial dose of buprenorphine lasts 24-48 hours, without follow-up there is a high likelihood of relapse. To provide additional support to the overall MIH program, a 0.5 FTE Administrative Specialist will be added in 2025 and 1 FTE Administrative Lieutenant position will be added in 2026. The proposed changes transition the MIH program from a relatively flat structure to one with more diversification, both in terms of personnel and in specialized program areas.

Basic Life Support Transport Billing

Expenditures	\$5,000
--------------	---------

Revenues	\$313,905
----------	-----------

This item increases appropriation by \$5,000 in SFD to contract with a vendor to start billing insurance companies, Medicaid, and Medicare for Basic Life Support (BLS) transports performed by SFD. SFD contracts BLS transportation, i.e., non-life-threatening ambulance services, to American Medical Response (AMR), a private contractor. When AMR cannot provide ambulances, SFD aid cars are used in a backup capacity to transport patients to the emergency room. It is estimated to bring in over \$300,000 in new revenues to support emergency medical services. Individual patients will not be billed, only insurance companies, Medicaid, and Medicare will be billed.

Seattle Fire Department

Proposed Technical

Final Adjustments for Standard Cost Changes

Expenditures \$(2,665,000)

Citywide technical adjustments made in the proposed phase reflect changes to internal services costs, including rates from the Department of Finance & Administrative Services, Seattle Information Technology Department, Seattle Department of Human Resources, and for healthcare for the department. These adjustments reflect final decisions about these costs made during the Proposed Phase of the budget process.

Dangerous Building Abatement

Expenditures \$500,000

Revenues \$500,000

This item increases appropriation by \$5,000 in SFD to contract with a vendor to start billing insurance companies, Medicaid, and Medicare for Basic Life Support (BLS) transports performed by SFD. SFD contracts BLS transportation, i.e., non-life-threatening ambulance services, to American Medical Response (AMR), a private contractor. When AMR cannot provide ambulances, SFD aid cars are used in a backup capacity to transport patients to the emergency room. It is estimated to bring in over \$300,000 in new revenues to support emergency medical services. Individual patients will not be billed, only insurance companies, Medicaid, and Medicare will be billed.

SFD Revenue Submittal

Revenues \$(118,753)

This item provides the revenue adjustments to align with updated inflation and demand forecasts. It includes the new revenues associated with the dangerous building abatement services, basic life support transport billings, and projection for a renewal of the King County Medic One/EMS Levy.

Overtime Budget-related AWI

Expenditures \$600,000

This item increases appropriation by \$600,000 for 2025 and 2026 in SFD. In 2023, SFD added ongoing staffing costs associated with the permanent operation of resources that were implemented temporarily during the closure of the West Seattle Bridge. During the AWI calculations this ongoing funding was not incorporated in original calculations, this additional funding addresses that oversight.

Seattle Fire Department

Expenditure Overview

	2023 Actuals	2024 Adopted	2025 Proposed	2026 Proposed
Appropriations				
SFD - BO-FD-F1000 - Leadership and Administration				
00100 - General Fund	48,718,136	50,035,409	51,817,596	54,208,025
15140 - SFD - General Donations	89	-	-	-
15160 - SFD - CPR Training Medic II	10,452	-	-	-
Total for BSL: BO-FD-F1000	48,728,678	50,035,409	51,817,596	54,208,025
SFD - BO-FD-F3000 - Operations				
00100 - General Fund	223,947,523	220,199,733	261,025,029	271,121,400
Total for BSL: BO-FD-F3000	223,947,523	220,199,733	261,025,029	271,121,400
SFD - BO-FD-F5000 - Fire Prevention				
00100 - General Fund	11,716,122	12,339,874	14,720,022	15,355,847
15140 - SFD - General Donations	(1,322)	-	-	-
Total for BSL: BO-FD-F5000	11,714,800	12,339,874	14,720,022	15,355,847
Department Total	284,391,000	282,575,015	327,562,647	340,685,272
Department Full-Time Equivalents Total*	1,177.35	1,204.35	1,204.85	1,205.85

* FTE totals are provided for informational purposes only. Changes in FTEs resulting from City Council or Human Resources Director actions outside of the budget process may not be detailed here

Budget Summary by Fund Seattle Fire Department

	2023 Actuals	2024 Adopted	2025 Proposed	2026 Proposed
00100 - General Fund	284,381,781	282,575,015	327,562,647	340,685,272
15140 - SFD - General Donations	(1,233)	-	-	-
15160 - SFD - CPR Training Medic II	10,452	-	-	-
Budget Totals for SFD	284,391,000	282,575,015	327,562,647	340,685,272

Seattle Fire Department

Revenue Overview

2025 Estimated Revenues

Account Code	Account Name	2023 Actuals	2024 Adopted	2025 Proposed	2026 Proposed
311010	Real & Personal Property Taxes	63,540,026	68,653,921	64,712,264	83,285,517
322030	Nonbus Lic&Perm-Use	995,732	953,474	1,194,800	1,194,800
322250	Nonbus Lic&Perm-Hazmat Storage	2,301,884	2,425,000	2,755,000	2,755,000
330020	Intergov-Revenues	211,191	-	-	-
330040	Intergov-Health Svcs	205,760	-	-	-
330050	Intergov-King Co E-911	717,517	717,517	1,003,985	1,003,985
331110	Direct Fed Grants	14,058,703	-	-	-
333000	Indirect Federal Grants	-	792,679	792,679	792,679
333110	Ind Fed Grants	1,105,538	-	-	-
334010	State Grants	240,826	-	-	-
337080	Other Private Contrib & Dons	167,351	-	-	-
341190	Personnel Service Fees	3,210,752	2,482,162	2,554,337	2,554,337
341900	General Government-Other Rev	2,132,787	1,000,492	1,170,649	1,170,649
342020	Fire Protection Fees	96,862	-	500,000	500,000
342030	Fire Marshall Inspection Fees	179,041	70,000	166,800	166,800
342110	Other Protective Inspect Fees	2,325,458	2,323,283	2,965,406	2,979,559
342120	Emergency Service Fees	581,080	-	313,905	313,905
342900	Public Safety-Other Rev	-	360,000	442,000	442,000
345030	Plan Checking Fees	1,428,079	1,485,403	1,899,972	1,899,972
360220	Interest Earned On Delinquent A	21,391	-	-	-
360380	Sale Of Junk Or Salvage	1,616	-	-	-
360900	Miscellaneous Revs-Other Rev	372	-	-	-
Total Revenues for: 00100 - General Fund		93,521,965	81,263,931	80,471,797	99,059,203
337080	Other Private Contrib & Dons	12,962	-	-	-
360900	Miscellaneous Revs-Other Rev	1	-	-	-
Total Revenues for: 15160 - SFD - CPR Training Medic II		12,963	-	-	-
337080	Other Private Contrib & Dons	25,000	-	-	-
Total Revenues for: 15200 - SFD - Fire & Hazard Mitigation		25,000	-	-	-
Total SFD Resources		93,559,928	81,263,931	80,471,797	99,059,203

Seattle Fire Department

Appropriations by Budget Summary Level and Program

SFD - BO-FD-F1000 - Leadership and Administration

The purpose of the Leadership and Administration Budget Summary Level is to provide strategy and policy, public outreach and education, information and personnel management, recruitment and training of uniformed staff; allocate and manage available resources; and provide logistical support needed to achieve the Department's mission.

Program Expenditures	2023 Actuals	2024 Adopted	2025 Proposed	2026 Proposed
Citywide Indirect Costs	33,185,611	35,101,639	33,875,969	35,589,254
Departmental Indirect Costs	15,542,884	14,933,769	17,941,627	18,618,771
Pooled Benefits	183	-	-	-
Total	48,728,678	50,035,409	51,817,596	54,208,025
Full-time Equivalents Total*	64.50	64.50	64.50	64.50

**FTE totals are provided for informational purposes only. Changes in FTEs resulting from City Council or Human Resources Director actions outside of the budget process may not be detailed here*

The following information summarizes the programs in Leadership and Administration Budget Summary Level:

Citywide Indirect Costs

Expenditures/FTE	2023 Actuals	2024 Adopted	2025 Proposed	2026 Proposed
Citywide Indirect Costs	33,185,611	35,101,639	33,875,969	35,589,254

Departmental Indirect Costs

Expenditures/FTE	2023 Actuals	2024 Adopted	2025 Proposed	2026 Proposed
Departmental Indirect Costs	15,542,884	14,933,769	17,941,627	18,618,771
Full Time Equivalents Total	64.50	64.50	64.50	64.50

Pooled Benefits

Expenditures/FTE	2023 Actuals	2024 Adopted	2025 Proposed	2026 Proposed
Pooled Benefits	183	-	-	-

Seattle Fire Department

SFD - BO-FD-F3000 - Operations

The purpose of the Operations Budget Summary Level is to provide emergency and disaster response capabilities for fire suppression, emergency medical needs, hazardous materials, weapons of mass destruction, and search and rescue. In addition, reduce injuries by identifying and changing practices that place firefighters at greater risk and provide communication services.

Program Expenditures	2023 Actuals	2024 Adopted	2025 Proposed	2026 Proposed
Battalion 2	34,099,648	32,990,468	39,360,936	41,313,164
Battalion 3 Medic One	15,116,033	17,703,474	20,225,782	21,097,440
Battalion 4	31,031,715	34,985,028	41,247,355	43,249,605
Battalion 5	31,695,815	32,680,997	38,290,975	40,142,174
Battalion 6	27,955,980	29,729,862	34,775,390	36,455,371
Battalion 7	22,447,188	26,104,878	31,066,504	32,574,912
Communications	5,993,887	6,840,877	7,848,916	8,195,083
Office of the Operations Chief	11,018,506	9,886,424	14,213,196	11,753,263
Operations Activities	42,597,369	27,164,514	31,554,801	33,796,036
Safety and Risk Management	1,991,381	2,113,212	2,441,174	2,544,352
Total	223,947,523	220,199,733	261,025,029	271,121,400
Full-time Equivalents Total*	1,048.05	1,073.05	1,073.55	1,074.55

**FTE totals are provided for informational purposes only. Changes in FTEs resulting from City Council or Human Resources Director actions outside of the budget process may not be detailed here*

The following information summarizes the programs in Operations Budget Summary Level:

Battalion 2

Expenditures/FTE	2023 Actuals	2024 Adopted	2025 Proposed	2026 Proposed
Battalion 2	34,099,648	32,990,468	39,360,936	41,313,164
Full Time Equivalents Total	205.45	205.45	205.45	205.45

Battalion 3 Medic One

Expenditures/FTE	2023 Actuals	2024 Adopted	2025 Proposed	2026 Proposed
Battalion 3 Medic One	15,116,033	17,703,474	20,225,782	21,097,440
Full Time Equivalents Total	82.00	91.00	91.00	91.00

Battalion 4

Expenditures/FTE	2023 Actuals	2024 Adopted	2025 Proposed	2026 Proposed
Battalion 4	31,031,715	34,985,028	41,247,355	43,249,605
Full Time Equivalents Total	199.45	199.45	199.45	199.45

Seattle Fire Department

Battalion 5

	2023 Actuals	2024 Adopted	2025 Proposed	2026 Proposed
Expenditures/FTE				
Battalion 5	31,695,815	32,680,997	38,290,975	40,142,174
Full Time Equivalents Total	185.45	185.45	185.45	185.45

Battalion 6

	2023 Actuals	2024 Adopted	2025 Proposed	2026 Proposed
Expenditures/FTE				
Battalion 6	27,955,980	29,729,862	34,775,390	36,455,371
Full Time Equivalents Total	169.45	169.45	169.45	169.45

Battalion 7

	2023 Actuals	2024 Adopted	2025 Proposed	2026 Proposed
Expenditures/FTE				
Battalion 7	22,447,188	26,104,878	31,066,504	32,574,912
Full Time Equivalents Total	148.45	164.45	164.45	164.45

Communications

	2023 Actuals	2024 Adopted	2025 Proposed	2026 Proposed
Expenditures/FTE				
Communications	5,993,887	6,840,877	7,848,916	8,195,083
Full Time Equivalents Total	36.80	36.80	36.80	36.80

Office of the Operations Chief

	2023 Actuals	2024 Adopted	2025 Proposed	2026 Proposed
Expenditures/FTE				
Office of the Operations Chief	11,018,506	9,886,424	14,213,196	11,753,263
Full Time Equivalents Total	12.00	11.00	11.00	11.00

Operations Activities

	2023 Actuals	2024 Adopted	2025 Proposed	2026 Proposed
Expenditures/FTE				
Operations Activities	42,597,369	27,164,514	31,554,801	33,796,036
Full Time Equivalents Total	2.00	2.00	2.50	3.50

Safety and Risk Management

	2023 Actuals	2024 Adopted	2025 Proposed	2026 Proposed
Expenditures/FTE				
Safety and Risk Management	1,991,381	2,113,212	2,441,174	2,544,352
Full Time Equivalents Total	7.00	8.00	8.00	8.00

Seattle Fire Department

SFD - BO-FD-F5000 - Fire Prevention

The purpose of the Fire Prevention Budget Summary Level is to provide Fire Code enforcement to help prevent injury and loss from fire and other hazards.

Program Expenditures	2023 Actuals	2024 Adopted	2025 Proposed	2026 Proposed
Code Compliance	772,417	821,043	1,459,687	1,505,089
Fire Investigations	1,587,842	1,699,254	1,990,485	2,083,341
Office of the Fire Marshall	1,886,036	1,788,830	1,991,203	2,067,433
Regulating Construction	3,590,131	4,418,291	5,103,943	5,335,032
Special Events	1,325,580	1,034,984	1,213,932	1,267,403
Special Hazards	2,552,796	2,577,472	2,960,771	3,097,550
Total	11,714,800	12,339,874	14,720,022	15,355,847
Full-time Equivalents Total*	64.80	66.80	66.80	66.80

**FTE totals are provided for informational purposes only. Changes in FTEs resulting from City Council or Human Resources Director actions outside of the budget process may not be detailed here*

The following information summarizes the programs in Fire Prevention Budget Summary Level:

Code Compliance

Expenditures/FTE	2023 Actuals	2024 Adopted	2025 Proposed	2026 Proposed
Code Compliance	772,417	821,043	1,459,687	1,505,089
Full Time Equivalents Total	5.00	5.00	5.00	5.00

Fire Investigations

Expenditures/FTE	2023 Actuals	2024 Adopted	2025 Proposed	2026 Proposed
Fire Investigations	1,587,842	1,699,254	1,990,485	2,083,341
Full Time Equivalents Total	9.00	9.00	9.00	9.00

Office of the Fire Marshall

Expenditures/FTE	2023 Actuals	2024 Adopted	2025 Proposed	2026 Proposed
Office of the Fire Marshall	1,886,036	1,788,830	1,991,203	2,067,433
Full Time Equivalents Total	8.00	8.00	8.00	8.00

Regulating Construction

Expenditures/FTE	2023 Actuals	2024 Adopted	2025 Proposed	2026 Proposed
Regulating Construction	3,590,131	4,418,291	5,103,943	5,335,032
Full Time Equivalents Total	23.00	25.00	25.00	25.00

Seattle Fire Department

Special Events

	2023	2024	2025	2026
Expenditures/FTE	Actuals	Adopted	Proposed	Proposed
Special Events	1,325,580	1,034,984	1,213,932	1,267,403
Full Time Equivalents Total	4.00	4.00	4.00	4.00

Special Hazards

	2023	2024	2025	2026
Expenditures/FTE	Actuals	Adopted	Proposed	Proposed
Special Hazards	2,552,796	2,577,472	2,960,771	3,097,550
Full Time Equivalents Total	15.80	15.80	15.80	15.80

Firefighter's Pension

Alaina Gill, Executive Secretary

(206) 625-4355

<http://www.seattle.gov/firepension/>

Department Overview

The Firefighters' Pension Fund (FPEN) provides pension and medical benefit services to eligible firefighters, active and retired, and their beneficiaries. FPEN is a closed plan that only covers firefighters who were hired before October 1, 1977. Retiree benefits for firefighters hired more recently are primarily covered through a separate state-managed plan.

Management of firefighter benefits funds transitioned in the 1970s from local to state control. Prior to that time, the City paid into FPEN to provide for firefighter retiree benefits. In March 1970, the state created the Law Enforcement Officers and Fire Fighters Retirement System Plan 1 (LEOFF 1). Seattle firefighters hired between March 1970 and October 1977 enrolled in LEOFF 1, but also received additional benefit coverage through FPEN. As a result, this group of firefighters receives retiree benefits primarily from the state's LEOFF 1 plan, but also any earned increment from the City's FPEN that exceeds LEOFF 1 coverage. Both FPEN and LEOFF 1 closed to new enrollees in October 1977. Firefighters hired after that date enroll in the state's LEOFF 2 plan and do not receive benefits from FPEN.

The Seattle Firefighters' Pension Board is a five-member quasi-judicial body chaired by the Mayor or his/her designee, which formulates policy, rules on disability applications, and provides oversight of the Firefighters' Pension Fund. Four staff employees of the board handle all of its operational functions. Staff positions associated with Firefighters' Pension Fund are not reflected in the City's position list.

The projections of annual pension and medical benefits, which comprise about 97% of the total annual FPEN budget, are based on the forecasts of an independent actuary. The Firefighters' Pension Fund has two statutory funding sources:

- The first is a component of the City's property tax levy. These revenues are placed in the City's General Fund, which funds the Fire Pension Fund's annual budget.
- The second is the state fire insurance premium tax.

These statutory funding sources are in addition to other smaller funding sources that support the Firefighters' Pension Fund obligations. The Firefighters' Pension Fund includes two funds: the Fire Pension Fund, which pays current pension, medical, and death benefits; and the Actuarial Account, which was established by [Ordinance 117216](#) in 1994 to accumulate a balance sufficient to pay all future pension liabilities of the fund by 2028.

Budget Snapshot

	2023 Actuals	2024 Adopted	2025 Proposed	2026 Proposed
Department Support				
Other Funding - Operating	23,212,453	23,037,831	26,470,724	27,481,658
Total Operations	23,212,453	23,037,831	26,470,724	27,481,658
Total Appropriations	23,212,453	23,037,831	26,470,724	27,481,658
 Full-Time Equivalents Total*	 4.00	 4.00	 4.00	 4.00

* FTE totals are provided for informational purposes only. Changes in FTEs resulting from City Council or Human Resources Director actions outside of the budget process may not be detailed here.

Firefighter's Pension

Budget Overview

The Firefighters' Pension Fund (FPEN) receives almost all of its revenue from the City's General Fund. FPEN's expenditures pay the legally mandated pension and medical benefits, including long-term care, to eligible retired firefighters and qualified beneficiaries. Most of FPEN's retirees are represented by either Local 27 (firefighters' union) or Local 2898 (fire chiefs' union) and their total pension benefits are increased annually with a cost-of-living adjustment equal to the negotiated annual wage increases (AWI) for the active union members at the Seattle Fire Department and then offset by benefits paid by the state's Law Enforcement Officers and Fire Fighters (LEOFF 1) pension plan which has its own annual growth rate.

In November 2016, Council passed Ordinance 125190 which requires an actuarially determined level payment amount from the City to the FPEN Fund each year to cover pension benefit costs. Any remaining difference between the payment amount and actual pension benefit costs is transferred to the Actuarial Account for FPEN's future pension obligations. The account is invested in a portfolio managed by the Department of Finance and Administrative Services (FAS). The 2025-2026 Proposed Budget assumes an annual rate of return of 5.5% on the investment portfolio and that the returns are continuously reinvested.

The 2025 Proposed Budget increases \$3.4 million (14.9%) from the 2024 Adopted Budget. Budget appropriations for 2026 increase \$1.01 million (3.8%). As described below, this biennium's appropriations have undergone some "right-sizing" across pension and medical and long-term care expenditure accounts to better capture expected annual costs in each account. As usual, the budget includes amounts to make the required transfer to the Actuarial Account to achieve the City's goal to fully fund all future pension liability for the fund by the end of 2028.

Incremental Budget Changes

Firefighter's Pension

	Dollars	FTE
2024 Adopted Budget	23,037,831	4.00
Baseline		
Citywide Adjustments for Standard Cost Changes	(17,176)	-
Proposed Operating		
Final Adjustments for Standard Cost Changes	(16,052)	-
FPEN Revenue and Expenditure Adjustments	3,466,121	-
Actuarial Account Transfer	-	-
Total Incremental Changes	\$3,432,893	-
Total 2025 Proposed Budget	\$26,470,724	4.00

Firefighter's Pension

Description of Incremental Budget Changes

Baseline

Citywide Adjustments for Standard Cost Changes

Expenditures	\$(17,176)
--------------	------------

Citywide technical adjustments made in the baseline phase reflect changes to internal services costs, including rates from the Department of Finance & Administrative Services, Seattle Information Technology Department, Seattle Department of Human Resources, and for healthcare, retirement, and industrial insurance charges for the department. These adjustments reflect initial assumptions about these costs and inflators early in the budget process.

Proposed Operating

Final Adjustments for Standard Cost Changes

Expenditures	\$(16,052)
--------------	------------

Citywide technical adjustments made in the proposed phase reflect changes to internal services costs, including rates from the Department of Finance & Administrative Services, Seattle Information Technology Department, Seattle Department of Human Resources, and for healthcare for the department. These adjustments reflect final decisions about these costs made during the Proposed Phase of the budget process.

FPEN Revenue and Expenditure Adjustments

Expenditures	\$3,466,121
Revenues	\$3,432,893

This item adjusts expenditure and revenue amounts in the Firefighters' Pension Fund to meet the projected costs for pension, medical and long-term care costs in 2025 and 2026. In 2025, it increases total costs approximately \$3.4 million from the 2024 Adopted Budget. \$3.1 million of this change is attributable to steady medical and long-term care cost increases. Higher medical and long-term care costs are expected as eligible firefighters and fire chiefs covered by this closed pension plan increase in age. Pension payment amounts have increased due to the wage agreements for Local 27 firefighters and 2898 fire chiefs. Despite this increase, appropriations for pension payments have declined in the 2025-2026 Proposed Budget, reflecting an adjustment of the appropriations back to annually expected payment amounts rather than amounts containing an excess used to build up fund balance sufficient in 2024 to meet the one-time retroactive pension payment costs that came with the union wage agreements. Additionally, and offsetting the \$1.1 million pension appropriation decrease just described, the required annual transfer to the FPEN Actuarial Account has increased approximately \$1.4 million.

Actuarial Account Transfer

Revenues	-
----------	---

This item provides the corresponding entries for the annual contribution from the Firefighters' Pension Fund (61040) to the Firefighters' Actuarial Fund (61050). This transfer amount of \$2.54 million in 2025 and \$2.62 million in 2026 is made with the goal of fully funding all remaining pension liability of the fund by the end of 2028.

Firefighter's Pension

Expenditure Overview

	2023 Actuals	2024 Adopted	2025 Proposed	2026 Proposed
Appropriations				
FPEN - BO-FP-R2F01 - Firefighters Pension				
61040 - Fireman's Pension Fund	23,212,453	23,037,831	26,470,724	27,481,658
Total for BSL: BO-FP-R2F01	23,212,453	23,037,831	26,470,724	27,481,658
 Department Total	 23,212,453	 23,037,831	 26,470,724	 27,481,658
 Department Full-Time Equivalents Total*	 4.00	 4.00	 4.00	 4.00

** FTE totals are provided for informational purposes only. Changes in FTEs resulting from City Council or Human Resources Director actions outside of the budget process may not be detailed here*

Budget Summary by Fund Firefighter's Pension

	2023 Actuals	2024 Adopted	2025 Proposed	2026 Proposed
61040 - Fireman's Pension Fund	23,212,453	23,037,831	26,470,724	27,481,658
Budget Totals for FPEN	23,212,453	23,037,831	26,470,724	27,481,658

Revenue Overview

2025 Estimated Revenues

Account Code	Account Name	2023 Actuals	2024 Adopted	2025 Proposed	2026 Proposed
335130	Fire Insur Premium Tax	1,381,825	1,401,625	1,471,907	1,550,998
360430	Employr Pnsn Contributions	20,128,428	20,131,305	25,168,305	25,499,305
360900	Miscellaneous Revs-Other Rev	-	430,000	420,000	410,000
Total Revenues for: 61040 - Fireman's Pension Fund		21,510,253	21,962,930	27,060,212	27,460,303
400000	Use of/Contribution to Fund Balance	-	1,074,901	(589,488)	21,355
Total Resources for: 61040 - Fireman's Pension Fund		21,510,253	23,037,831	26,470,724	27,481,658
397010	Operating Transfers In	2,156,938	1,116,000	2,537,000	2,618,000
Total Revenues for: 61050 - Fireman's Pension Actuarial		2,156,938	1,116,000	2,537,000	2,618,000
400000	Use of/Contribution to Fund Balance	-	(1,116,000)	(2,537,000)	(2,618,000)
Total Resources for: 61050 - Fireman's Pension Actuarial		2,156,938	-	-	-
Total FPEN Resources		23,667,191	23,037,831	26,470,724	27,481,658

Firefighter's Pension

Appropriations by Budget Summary Level and Program

FPEN - BO-FP-R2F01 - Firefighters Pension

The purpose of the Firefighters' Pension Budget Summary Level is to provide benefit services to eligible active and retired firefighters and their lawful beneficiaries.

Program Expenditures	2023 Actuals	2024 Adopted	2025 Proposed	2026 Proposed
Death Benefits	215,087	19,000	19,000	19,000
Leadership and Administration	976,288	982,591	994,724	1,024,658
Long-Term Care	3,275,476	-	-	-
Medical Benefits	11,262,509	12,500,000	15,600,000	16,500,000
Pensions	7,483,092	9,536,240	9,857,000	9,938,000
Total	23,212,453	23,037,831	26,470,724	27,481,658
Full-time Equivalents Total*	4.00	4.00	4.00	4.00

**FTE totals are provided for informational purposes only. Changes in FTEs resulting from City Council or Human Resources Director actions outside of the budget process may not be detailed here*

The following information summarizes the programs in Firefighters Pension Budget Summary Level:

Death Benefits

Expenditures/FTE	2023 Actuals	2024 Adopted	2025 Proposed	2026 Proposed
Death Benefits	215,087	19,000	19,000	19,000

Leadership and Administration

Expenditures/FTE	2023 Actuals	2024 Adopted	2025 Proposed	2026 Proposed
Leadership and Administration	976,288	982,591	994,724	1,024,658
Full Time Equivalents Total	4.00	4.00	4.00	4.00

Long-Term Care

Expenditures/FTE	2023 Actuals	2024 Adopted	2025 Proposed	2026 Proposed
Long-Term Care	3,275,476	-	-	-

Medical Benefits

Expenditures/FTE	2023 Actuals	2024 Adopted	2025 Proposed	2026 Proposed
Medical Benefits	11,262,509	12,500,000	15,600,000	16,500,000

Firefighter's Pension

Pensions

	2023	2024	2025	2026
Expenditures/FTE	Actuals	Adopted	Proposed	Proposed
Pensions	7,483,092	9,536,240	9,857,000	9,938,000

Office of Inspector General for Public Safety

Lisa Judge, Inspector General

(206) 684-3663

<http://www.seattle.gov/oig>

Department Overview

The Office of Inspector General for Public Safety (OIG) was established in 2017 as part of the City of Seattle's police accountability system through [Ordinance 125315](#). OIG's purpose is to oversee the management, practices, training, supervision, and policies of the Seattle Police Department (SPD) and Office of Police Accountability (OPA) in order to promote fairness and integrity in the delivery of law enforcement services and in the investigation of police misconduct. OIG's responsibilities include:

- Ensuring SPD is meeting its mission to address crime and improving quality of life through the delivery of constitutional, professional, and effective police services that retain the trust, respect, and support of the community;
- Consent Decree monitoring duties and increased oversight responsibilities related to use of force, crowd management, supervision, response to persons in crisis, bias and disparity, and related areas of concern to assure ongoing fidelity to the principles underlying the Consent Decree, *United States of America v. City of Seattle* (USDC No. 2:12-cv-01282-JLR);
- Increased review obligations related to SPD acquisition and use of surveillance technology (pursuant to Seattle Municipal Code Chapter 14.18.060);
- Conducting performance audits and reviews to ensure the integrity of SPD and OPA processes and operations; Reviewing OPA's intake and investigation of SPD misconduct allegations;
- Evaluating SPD response to incidents involving death, serious injury, serious use of force, mass demonstrations, or other issues of significant public concern to assess the integrity of SPD investigative processes;
- Responding to emerging policy projects from council members, community and other key stakeholders;
- Maintaining and promoting use of a hotline and other technologies to receive anonymous reports from the public and City employees; and
- Making recommendations to policymakers aimed at increasing fairness, equity, and integrity in the delivery of SPD services and related criminal justice system processes.

To fulfill these responsibilities, OIG has five operational functions: audit, policy, investigations, standards and compliance, and strategic leadership to include operations and administration, guided by an overarching goal to work toward a sustainable, accountable law enforcement system.

Budget Snapshot

	2023 Actuals	2024 Adopted	2025 Proposed	2026 Proposed
Department Support				
General Fund Support	3,836,036	4,700,173	5,209,694	5,454,489
Total Operations	3,836,036	4,700,173	5,209,694	5,454,489
Total Appropriations	3,836,036	4,700,173	5,209,694	5,454,489
Full-Time Equivalents Total*	19.00	22.50	22.50	22.50

* FTE totals are provided for informational purposes only. Changes in FTEs resulting from City Council or Human Resources Director actions outside of the budget process may not be detailed here

Office of Inspector General for Public Safety

Budget Overview

The City's 2025-2026 Proposed Budget maintains core services for the Office of Inspector General. The department will continue to invest in programs to oversee the management, practices, training, supervision, and policies of the Seattle Police Department (SPD) and Office of Police Accountability (OPA) and promote fairness and integrity in the delivery of law enforcement services and in the investigation of police misconduct.

The General Fund revenue forecast for the City's 2025 – 2026 Proposed Budget are insufficient to cover expected costs. General Fund reductions were identified to mitigate this shortfall in revenues. The Office of Inspector General (OIG) budget provides a 2% reduction through non-personnel line items such as consultant services, supplies, travel, and equipment/software that will not impact their daily operations. The budget is also adjusted for minor Citywide technical changes which are described below.

Incremental Budget Changes

Office of Inspector General for Public Safety

	Dollars	FTE
2024 Adopted Budget	4,700,174	22.50
Baseline		
Citywide Adjustments for Standard Cost Changes	195,944	-
Bargained Annual Wage and Market Wage Increases to Base Budget	432,837	-
Proposed Operating		
Reduce Non-labor Accounts to Meet Budget Reductions	(95,325)	-
Proposed Technical		
Final Adjustments for Standard Cost Changes	(23,936)	-
Total Incremental Changes	\$509,520	-
Total 2025 Proposed Budget	\$5,209,694	22.50

Description of Incremental Budget Changes

Baseline

Citywide Adjustments for Standard Cost Changes

Expenditures \$195,944

Citywide technical adjustments made in the baseline phase reflect changes to internal services costs, including rates from the Department of Finance & Administrative Services, Seattle Information Technology Department, Seattle Department of Human Resources, and for healthcare, retirement, and industrial insurance charges for the department. These adjustments reflect initial assumptions about these costs and inflators early in the budget process.

Office of Inspector General for Public Safety

Bargained Annual Wage and Market Wage Increases to Base Budget

Expenditures \$432,837

This centrally administered change adjusts appropriations to reflect the Annual Wage Increases and Market Adjustments, as outlined in the agreements between the City and the Coalition of Unions or other standalone Unions, for personnel costs included in this department's baseline budget. This includes increases to salary, FICA, Medicare, retirement, overtime and temporary labor.

Proposed Operating

Reduce Non-labor Accounts to Meet Budget Reductions

Expenditures \$(95,325)

This item reduces the OIG non-labor budget for consultant services, supplies, travel, and equipment/software. This reduction is 2% of the OIG baseline budget and should not impact department operations.

Proposed Technical

Final Adjustments for Standard Cost Changes

Expenditures \$(23,936)

Citywide technical adjustments made in the proposed phase reflect changes to internal services costs, including rates from the Department of Finance & Administrative Services, Seattle Information Technology Department, Seattle Department of Human Resources, and for healthcare for the department. These adjustments reflect final decisions about these costs made during the Proposed Phase of the budget process.

Expenditure Overview

	2023 Actuals	2024 Adopted	2025 Proposed	2026 Proposed
Appropriations				
OIG - BO-IG-1000 - Office of Inspector General for Public Safety				
00100 - General Fund	3,836,036	4,700,173	5,209,694	5,454,489
Total for BSL: BO-IG-1000	3,836,036	4,700,173	5,209,694	5,454,489
Department Total	3,836,036	4,700,173	5,209,694	5,454,489
Department Full-Time Equivalents Total*	19.00	22.50	22.50	22.50

* FTE totals are provided for informational purposes only. Changes in FTEs resulting from City Council or Human Resources Director actions outside of the budget process may not be detailed here

Budget Summary by Fund Office of Inspector General for Public Safety

	2023 Actuals	2024 Adopted	2025 Proposed	2026 Proposed
00100 - General Fund	3,836,036	4,700,173	5,209,694	5,454,489
Budget Totals for OIG	3,836,036	4,700,173	5,209,694	5,454,489

Office of Inspector General for Public Safety

Appropriations by Budget Summary Level and Program

OIG - BO-IG-1000 - Office of Inspector General for Public Safety

The purpose of the Office of Inspector General for Public Safety Budget Summary Level is to provide civilian oversight of management and operations of the Seattle Police Department (SPD) and Office of Police Accountability (OPA) as well as civilian review of criminal justice system operations and practices that involve SPD or OPA.

Program Expenditures	2023 Actuals	2024 Adopted	2025 Proposed	2026 Proposed
Inspector General for Public Safety	3,836,036	4,700,173	5,209,694	5,454,489
Total	3,836,036	4,700,173	5,209,694	5,454,489
Full-time Equivalents Total*	19.00	22.50	22.50	22.50

**FTE totals are provided for informational purposes only. Changes in FTEs resulting from City Council or Human Resources Director actions outside of the budget process may not be detailed here*

Law Department

Ann Davison, City Attorney

Civil Division, (206) 684-8200; Criminal Division, (206) 684-7757

<http://www.seattle.gov/cityattorney>

Department Overview

The department provides legal advice to City officials, represent the City in litigation, and protect the public health, safety, and welfare of the community by prosecuting violations of City criminal and civil ordinances and state law. The three department divisions are described below.

The **Administration Division** provides executive leadership, communications, and operational support for the entire department. It is comprised of the executive leadership team, human resources, finance, media relations, and information technology staff.

The **Civil Division** provides legal counsel and representation to the City's elected and appointed policymakers in litigation at all levels of county, state, federal courts, and administrative agencies. The Civil Division is organized into eight specialized areas of practice: Employment, Environmental Protection, Land Use, Constitutional and Complex Litigation, Government Affairs, Torts, Civil Enforcement, and Contracts & Utilities.

The **Criminal Division** prosecutes misdemeanor crimes in Seattle Municipal Court, provides legal advice to City clients on criminal justice matters, monitors state criminal justice legislation of interest to the City, and participates in criminal justice reform efforts, policy development and management of the criminal justice system. The Criminal Division is comprised of a Prosecution Support Unit, Case Preparation Unit, Domestic Violence Unit (prosecutors and victim advocates), Appeals, Review and Filing Unit, Specialty Courts Unit (Infractions, Mental Health, Veterans' Court, Let Everyone Advance with Dignity (LEAD), and Pre-filing Diversion), and Trial Team Unit.

The **Precinct Liaisons** supports a program where attorneys work in each of the City's police precincts, providing legal advice to police and other City departments. In helping to address a variety of neighborhood and community problems, the precinct liaison attorneys coordinate with the Civil and Criminal divisions with the goal of providing a consistent, thorough, and effective approach.

Budget Snapshot

	2023 Actuals	2024 Adopted	2025 Proposed	2026 Proposed
Department Support				
General Fund Support	41,114,503	40,780,772	45,559,667	47,911,990
Total Operations	41,114,503	40,780,772	45,559,667	47,911,990
Total Appropriations	41,114,503	40,780,772	45,559,667	47,911,990

Full-Time Equivalents Total*	209.80	209.80	209.80	209.80
------------------------------	--------	--------	--------	--------

* FTE totals are provided for informational purposes only. Changes in FTEs resulting from City Council or Human Resources Director actions outside of the budget process may not be detailed here

Budget Overview

Law Department

The City's 2025 – 2026 Proposed Budget maintains core services for the Law Department. The department will continue to invest in programs such as prosecution of misdemeanors, advise on legal matters, and provide legal counsel to the City's elected and appointed policymakers in litigation at all levels.

The General Fund revenue forecast for the City's 2025 – 2026 Proposed Budget are insufficient to cover expected costs. General Fund reductions were identified to mitigate this shortfall in revenues. The Law Department provides a 1.4% reduction in the Civil and Criminal Divisions by removing funding for 3.0 FTE attorney positions. Two baseline technical changes increase the department's ongoing budget. One item includes inflation for the Memorandum of Agreement with King County for the Regional Domestic Violence Firearms Enforcement Unit. The other item a paralegal to support the collection of delinquent accounts and is funded by Seattle City Light.

The budget is also adjusted for minor Citywide and departmental technical changes.

Incremental Budget Changes

Law Department

	Dollars	FTE
2024 Adopted Budget	40,780,772	209.80
Baseline		
Citywide Adjustments for Standard Cost Changes	1,560,469	-
Bargained Annual Wage and Market Wage Increases to Base Budget	3,543,406	-
Law Baseline Adjustments	-	-
Inflation for the Firearms Surrender Memorandum of Agreement with King County	47,025	-
Seattle City Light Memorandum of Agreement - Paralegal	141,274	-
Proposed Operating		
Remove Funding for Two Civil Division Assistant City Attorneys	(433,754)	-
Remove Funding for One Specialty Court Unit Prosecutor	(181,842)	-
Proposed Technical		
Final Adjustments for Standard Cost Changes	(187,474)	-
Criminal Case Management System Licensing Costs	185,000	-
Bargained Annual Wage and Market Wage Increases to Base Budget – Local 77	104,791	-
Total Incremental Changes	\$4,778,894	-
Total 2025 Proposed Budget	\$45,559,667	209.80

Law Department

Description of Incremental Budget Changes

Baseline

Citywide Adjustments for Standard Cost Changes

Expenditures \$1,560,469

Citywide technical adjustments made in the baseline phase reflect changes to internal services costs, including rates from the Department of Finance & Administrative Services, Seattle Information Technology Department, Seattle Department of Human Resources, and for healthcare, retirement, and industrial insurance charges for the department. These adjustments reflect initial assumptions about these costs and inflators early in the budget process.

Bargained Annual Wage and Market Wage Increases to Base Budget

Expenditures \$3,543,406

This centrally administered change adjusts appropriations to reflect the Annual Wage Increases and Market Adjustments, as outlined in the agreements between the City and the Coalition of Unions or other standalone Unions, for personnel costs included in this department's baseline budget. This includes increases to salary, FICA, Medicare, retirement, overtime and temporary labor.

Law Baseline Adjustments

Expenditures -

This technical change corrects issues of funding between projects and Divisions. It corrects errors associated with funds coded to Memorandum of Agreements which are no longer in place. It also provides detail to centralized changes associated with the City Council change to adjust pension contributions by departments. These changes have no net financial impact.

Inflation for the Firearms Surrender Memorandum of Agreement with King County

Expenditures \$47,025

In 2017, the City entered into a six-year MOA with King County to standup and staff a regional unit to enhance public safety and public health with effective processing, service and enforcement of Protection Orders and Orders to Surrender Weapons. This adjustment reflects the inflationary adjustments to the MOA which haven't increased since 2023.

Seattle City Light Memorandum of Agreement - Paralegal

Expenditures \$141,274

Revenues \$141,274

This item increases appropriation authority by \$141,273 in the Civil Budget Control Level. This appropriation increase is revenue backed by funding provided by Seattle City Light (via MOA) and will support a Paralegal-Law to assist with collections monies associated with past-due accounts. This is a continuation of contract position from the Department of Human Resources included in the mid-year supplemental in 2024.

Proposed Operating

Remove Funding for Two Civil Division Assistant City Attorneys

Law Department

Expenditures \$(433,754)

This item removes funding for two 1.0 FTE Assistant City Attorneys in the Civil Division Employment and Contracts/Utilities Sections. This change reduces capacity to provide guidance and advice to elected officials and departments. This may also lead to an increase in costs to departments and/or the Judgment and Claims fund as they may need to contract with outside attorneys to perform the work that is time-sensitive and cannot be delayed as a result of fewer attorneys in the City Attorney's Office.

The position authority is retained to allow flexibility in hiring and address emergency legal needs as required.

Remove Funding for One Specialty Court Unit Prosecutor

Expenditures \$(181,842)

Following the closure of Community Court at the Seattle Municipal Court this item eliminates funding for one prosecutor in the Specialty Court Unit (SCU) of the Criminal Division. This unit houses a team of attorneys who utilize alternative approaches to the traditional prosecutorial approach. The SCU team handles cases in cases in Mental Health Court, Veteran's Treatment Court and LINC (Legal Intervention and Network of Care). SCU also handles both traffic and non-traffic infractions, parking citations, animal control violations, impounds and other non-criminal violations. This reduction will lower the caseload capacity for attorneys of these alternative case types. Four prosecutors remain in SCU along with the Unit Supervisor.

The position authority is retained to allow flexibility in hiring and address emergency legal needs as required.

Proposed Technical

Final Adjustments for Standard Cost Changes

Expenditures \$(187,474)

Citywide technical adjustments made in the proposed phase reflect changes to internal services costs, including rates from the Department of Finance & Administrative Services, Seattle Information Technology Department, Seattle Department of Human Resources, and for healthcare for the department. These adjustments reflect final decisions about these costs made during the Proposed Phase of the budget process.

Criminal Case Management System Licensing Costs

Expenditures \$185,000

The Law Department has been collaborating with the Information Technology Department (ITD) to develop a new Criminal Case Management System (CCMS). This item funds \$185,000 in ongoing licensing and maintenance costs associated with contracted vendor Justice Nexus.

Bargained Annual Wage and Market Wage Increases to Base Budget – Local 77

Expenditures \$104,791

This centrally administered change adjusts appropriations to reflect the Annual Wage Increases and Market Adjustments, as outlined in the agreements between the City and Local 77 bargaining units, for personnel costs included in this department's budget. This includes increases to salary, FICA, Medicare, retirement, overtime and temporary labor.

Law Department

Expenditure Overview

	2023 Actuals	2024 Adopted	2025 Proposed	2026 Proposed
Appropriations				
LAW - BO-LW-J1100 - Leadership and Administration				
00100 - General Fund	12,769,930	12,930,539	14,815,398	15,715,870
Total for BSL: BO-LW-J1100	12,769,930	12,930,539	14,815,398	15,715,870
LAW - BO-LW-J1300 - Civil				
00100 - General Fund	16,557,242	16,527,895	18,222,862	19,102,302
Total for BSL: BO-LW-J1300	16,557,242	16,527,895	18,222,862	19,102,302
LAW - BO-LW-J1500 - Criminal				
00100 - General Fund	11,059,445	10,597,168	11,706,858	12,240,047
Total for BSL: BO-LW-J1500	11,059,445	10,597,168	11,706,858	12,240,047
LAW - BO-LW-J1700 - Precinct Liaison				
00100 - General Fund	727,886	725,170	814,549	853,771
Total for BSL: BO-LW-J1700	727,886	725,170	814,549	853,771
Department Total	41,114,503	40,780,772	45,559,667	47,911,990
Department Full-Time Equivalents Total*	209.80	209.80	209.80	209.80
<i>* FTE totals are provided for informational purposes only. Changes in FTEs resulting from City Council or Human Resources Director actions outside of the budget process may not be detailed here</i>				

Budget Summary by Fund Law Department

	2023 Actuals	2024 Adopted	2025 Proposed	2026 Proposed
00100 - General Fund	41,114,503	40,780,772	45,559,667	47,911,990
Budget Totals for LAW	41,114,503	40,780,772	45,559,667	47,911,990

Law Department

Revenue Overview

2025 Estimated Revenues

Account Code	Account Name	2023 Actuals	2024 Adopted	2025 Proposed	2026 Proposed
333110	Ind Fed Grants	49,535	-	-	-
341060	Photocopy Svcs	4	-	-	-
341180	Legal Service Fees	1,436,191	3,195,043	3,545,777	3,665,340
341900	General Government-Other Rev	10,545,433	10,232,902	11,011,531	11,643,384
343320	Recoveries-Sundry	20	-	-	-
360690	Building/Oth Space Rent	49,200	-	-	-
Total Revenues for: 00100 - General Fund		12,080,382	13,427,945	14,557,308	15,308,724
Total LAW Resources		12,080,382	13,427,945	14,557,308	15,308,724

Appropriations by Budget Summary Level and Program

LAW - BO-LW-J1100 - Leadership and Administration

The purpose of the Leadership and Administration Budget Summary Level is to provide executive, financial, technological, administrative and managerial support to the Department.

Program Expenditures	2023 Actuals	2024 Adopted	2025 Proposed	2026 Proposed
Citywide Indirect Costs	6,444,510	6,184,724	7,094,645	7,534,736
Departmental Indirect Costs	3,105,934	2,762,740	3,300,801	3,451,343
Pooled Benefits	3,219,486	3,983,075	4,419,952	4,729,791
Total	12,769,930	12,930,539	14,815,398	15,715,870
Full-time Equivalents Total*	20.50	20.50	20.50	20.50

**FTE totals are provided for informational purposes only. Changes in FTEs resulting from City Council or Human Resources Director actions outside of the budget process may not be detailed here*

The following information summarizes the programs in Leadership and Administration Budget Summary Level:

Citywide Indirect Costs

Expenditures/FTE	2023 Actuals	2024 Adopted	2025 Proposed	2026 Proposed
Citywide Indirect Costs	6,444,510	6,184,724	7,094,645	7,534,736

Law Department

Departmental Indirect Costs

	2023 Actuals	2024 Adopted	2025 Proposed	2026 Proposed
Expenditures/FTE				
Departmental Indirect Costs	3,105,934	2,762,740	3,300,801	3,451,343
Full Time Equivalents Total	20.50	20.50	20.50	20.50

Pooled Benefits

	2023 Actuals	2024 Adopted	2025 Proposed	2026 Proposed
Expenditures/FTE				
Pooled Benefits	3,219,486	3,983,075	4,419,952	4,729,791

LAW - BO-LW-J1300 - Civil

The purpose of the Civil Budget Summary Level is to provide legal advice to the City's policy-makers, and to defend and represent the City, its employees, and officials before a variety of county, state, federal courts, and administrative bodies.

Program Expenditures	2023 Actuals	2024 Adopted	2025 Proposed	2026 Proposed
Civil	16,557,242	16,527,895	18,222,862	19,102,302
Total	16,557,242	16,527,895	18,222,862	19,102,302
Full-time Equivalents Total*	105.30	105.30	105.30	105.30

**FTE totals are provided for informational purposes only. Changes in FTEs resulting from City Council or Human Resources Director actions outside of the budget process may not be detailed here*

LAW - BO-LW-J1500 - Criminal

The purpose of the Criminal Budget Summary Level includes prosecuting ordinance violations and misdemeanor crimes, maintaining case information and preparing effective case files for the court appearances of prosecuting attorneys, and assisting and advocating for victims of domestic violence throughout the court process.

Program Expenditures	2023 Actuals	2024 Adopted	2025 Proposed	2026 Proposed
Criminal	11,059,445	10,597,168	11,706,858	12,240,047
Total	11,059,445	10,597,168	11,706,858	12,240,047
Full-time Equivalents Total*	80.00	80.00	80.00	80.00

**FTE totals are provided for informational purposes only. Changes in FTEs resulting from City Council or Human Resources Director actions outside of the budget process may not be detailed here*

Law Department

LAW - BO-LW-J1700 - Precinct Liaison

The purpose of the Precinct Liaison Budget Summary Level is to support a program where attorneys work in each of the City's five precincts, providing legal advice to police and other City departments. In helping to address a variety of neighborhood and community problems, the precinct liaison attorneys coordinate with the Civil and Criminal divisions with the goal of providing a consistent, thorough and effective approach.

Program Expenditures	2023 Actuals	2024 Adopted	2025 Proposed	2026 Proposed
Precinct Liaison	727,886	725,170	814,549	853,771
Total	727,886	725,170	814,549	853,771
Full-time Equivalents Total*	4.00	4.00	4.00	4.00

**FTE totals are provided for informational purposes only. Changes in FTEs resulting from City Council or Human Resources Director actions outside of the budget process may not be detailed here*

Seattle Municipal Court

The Honorable Faye R. Chess, Presiding Judge

(206) 684-5600

<http://www.seattle.gov/courts/>

Department Overview

As the judicial branch of Seattle City government, the Seattle Municipal Court (SMC or Court) provides a forum to resolve alleged violations of the law in a respectful, independent, and impartial manner. SMC adjudicates misdemeanors, gross misdemeanors, infractions (e.g., traffic and parking tickets, traffic camera violations, and other violations), and civil violations related to building and zoning offenses. The Court has seven elected judges and five appointed magistrates. There are more cases processed here than any other municipal court in the State of Washington.

This is a transformational time at SMC with several change initiatives underway that will advance SMC as the people's court, providing fair, equitable and innovative delivery of justice. Each change initiative aligns with the Court's strategic priorities of:

- building capacity
- evolving services to center those served
- modeling a culture rooted in equity
- streamlining decision making
- engaging staff to develop future leaders today

In 2024, SMC completed realignment its organizational structure into four service areas: Operations, Administrative Services, Court Technology, and Strategy. This structure supports realizing SMC's strategic priorities by making the best use of court resources, eliminating siloed operations and functions, and ensuring court services are easy to navigate. The realignment improves transparency in decision-making and communication throughout the Court. In late 2023, SMC judges unanimously approved a sustainable governance structure memorialized in a governance playbook that outlines the operating agreements of the court, establishes the process by which these agreements may be changed, and documents decision-making authority. This was developed in partnership with the National Center for State Courts. In 2024, the court launched a project governance structure to ensure a clear and consistent process for requesting, submitting, vetting, and approving projects and system enhancements to ensure alignment with court policy and strategy.

SMC recognizes undoing institutional racism and ensuring a culture of equity and inclusion requires engagement with community and staff to identify meaningful solutions. In 2024, SMC continued to engage community through its judicial officers, as well as through Community Relief events. These events bring court services and resources to Seattle neighborhoods and are an opportunity for community members to receive assistance with resolving SMC warrants, learn about options for addressing tickets, help with reinstating their driver's license, and access supportive services through the Community Resource Center. In May 2024, SMC hosted its first Law Day event, welcoming over 40 high school students to the court to learn about the branches of City government, explore court careers, and participate in mock trials.

The Court successfully launched its new technology systems in March 2024, the culmination of a multi-year project to replace a 30+ year-old legacy municipal court information system, MCIS. User stories and human-centered design informed the business transformation. The court continues to implement components of the system deferred to ensure an on-schedule launch as well as key data exchanges with system partners.

Ensuring access to justice for Limited English Proficiency (LEP) and deaf, hard-of-hearing, or deaf-blind (D/HH/DV) individuals remains a priority for the Court. SMC has provided Interpreter Services in 149 languages since 2005, including American Sign Language. Free interpreter services are provided for criminal and civil matters, including

Seattle Municipal Court

court hearings, trials, attorney-client interviews, probation appointments, prosecution witnesses, mental health evaluations, customer service, and translation of court forms and letters.

SMC looks forward to the strategic changes planned for the next year that will advance the court values of service, fairness, equity and inclusion, innovation, excellence, and integrity.

Budget Snapshot

	2023 Actuals	2024 Adopted	2025 Proposed	2026 Proposed
Department Support				
General Fund Support	41,585,499	43,279,980	45,891,310	48,085,609
Other Funding - Operating	-	-	335,602	396,602
Total Operations	41,585,499	43,279,980	46,226,911	48,482,211
Total Appropriations	41,585,499	43,279,980	46,226,911	48,482,211

Full-Time Equivalents Total*	201.85	201.85	200.85	200.85
------------------------------	--------	--------	--------	--------

* FTE totals are provided for informational purposes only. Changes in FTEs resulting from City Council or Human Resources Director actions outside of the budget process may not be detailed here

Budget Overview

The City's 2025 – 2026 Proposed Budget maintains core services for the Seattle Municipal Court. The department will continue to invest in programs to adjudicate misdemeanors, gross misdemeanors, infractions (e.g., traffic and parking tickets, traffic camera violations, and other violations), and civil violations related to building and zoning offenses.

The General Fund revenue forecast for the City's 2025 – 2026 Proposed Budget are insufficient to cover expected costs. General Fund reductions were identified to mitigate this shortfall in revenues. The Court provides a 0.7% reduction of \$361,203 including 3.0 FTE Administrative Specialist positions.

The Court realigned its organizational structure in 2024 into four areas of Operations, Administrative Services, Court Technology and Strategy, as summarized in the Department Overview. Through net-zero budget changes, all labor and non-labor appropriations are moved from the Court Compliance Budget Summary Level (BSL) into the Court Operations and Administrations BSL's.

The budget is also adjusted for minor Citywide and departmental technical changes which include support for maintaining the new case management system, one-time support for organizational realignment with the new software, and ongoing grant funding to sustain a staff member for therapeutic courts.

Seattle Municipal Court

Incremental Budget Changes

Seattle Municipal Court

	Dollars	FTE
2024 Adopted Budget	43,279,980	201.85
Baseline		
Citywide Adjustments for Standard Cost Changes	(1,038,964)	-
Bargained Annual Wage and Market Wage Increases to Base Budget	4,114,563	-
Proposed Operating		
Customer Service Staff Reduction	(361,203)	(3.00)
Grant Backed Funding for Therapeutic Court Position	-	1.00
Case Management Software Contract	246,351	-
Therapeutic Court Grant	165,000	-
School Zone Camera Expansion	125,000	1.00
Trial Court Improvement Account Funding to Support Organizational Realignment	104,222	-
Parking Fine Increase	-	-
Proposed Technical		
Final Adjustments for Standard Cost Changes	(707,834)	-
Bargained Annual Wage and Market Wage Increases to Base Budget – Local 77	260,125	-
Judicial Salary Technical Adjustment	39,671	-
Total Incremental Changes	\$2,946,931	(1.00)
Total 2025 Proposed Budget	\$46,226,911	200.85

Description of Incremental Budget Changes

Baseline

Citywide Adjustments for Standard Cost Changes

Expenditures \$(1,038,964)

Citywide technical adjustments made in the baseline phase reflect changes to internal services costs, including rates from the Department of Finance & Administrative Services, Seattle Information Technology Department, Seattle Department of Human Resources, and for healthcare, retirement, and industrial insurance charges for the department. These adjustments reflect initial assumptions about these costs and inflators early in the budget process.

Seattle Municipal Court

Bargained Annual Wage and Market Wage Increases to Base Budget

Expenditures	\$4,114,563
--------------	-------------

This centrally administered change adjusts appropriations to reflect the Annual Wage Increases and Market Adjustments, as outlined in the agreements between the City and the Coalition of Unions or other standalone Unions, for personnel costs included in this department's baseline budget. This includes increases to salary, FICA, Medicare, retirement, overtime and temporary labor.

Proposed Operating

Customer Service Staff Reduction

Expenditures	\$(361,203)
Position Allocation	(3.00)

The General Fund revenue forecast is insufficient to cover expected costs. General Fund reductions were identified to mitigate this shortfall in revenues. This eliminates three vacant Administrative Specialist II positions in the Court Operations division. At this time, existing court staff are able to absorb this work.

Grant Backed Funding for Therapeutic Court Position

Position Allocation	1.00
---------------------	------

The Washington State Administrative Office of the Court (AOC) has ongoing, permanent funding available for courts of limited jurisdiction for Therapeutic Courts. The Court is a member of the group that will be receiving annual distributions. This change request makes permanent the Mental Health Court Community Support Specialist, who connects clients with mental health and/or substance use disorder to services and get them the support they need as they address their court obligations.

Case Management Software Contract

Expenditures	\$246,351
--------------	-----------

This item increases appropriation for the ongoing Operating and Maintenance costs of the new case management system including mandated annual upgrades. The Court retired its legacy case management system in 2024. The new case management system (MCIS 2.0/C-Track) will need ongoing upgrades to keep the system current and able to interact with other enterprise systems.

Therapeutic Court Grant

Expenditures	\$165,000
Revenues	\$165,000

This is grant funding from the Washington State Administrative Office of the Court for the new grant starting in July of 2025. This grant will continue to support a 1.0 FTE Strategic Advisor I, a nonprofit service provider contract, supplies, training and seminar travel, and recovery support costs. It serves Seattle Municipal Court participants identified with substance use disorders or other behavioral health needs and engages individuals with community-based therapeutic interventions. There are no matching requirements.

Seattle Municipal Court

School Zone Camera Expansion

Expenditures	\$125,000
Position Allocation	1.00

The School Zone Camera program is a joint program between the Seattle Department of Transportation (SDOT), Seattle Police Department (SPD), and SMC that installs and operates automated enforcement cameras and processes citations for 30 cameras intended to enforce speed limits in school zones at 19 camera locations at 18 schools.

This item expands the program, installing 37 new cameras at 18 additional locations, intending to be operational by fall 2025. This expansion will nearly double the total number of existing locations that have automated school zone camera enforcement. Revenue from ticket payments will be used to offset operating and citation processing costs in SDOT, SPD, and SMC, and support fund balance in the School Safety Traffic and Pedestrian Improvement (SSTPI) Fund to help prevent the need for future reductions to school safety and pedestrian improvement projects. The budget changes for SPD and SDOT operating, and citation processing costs associated with this expansion are included in their respective Budget Book sections. Please see these sections for more information about these impacts.

Trial Court Improvement Account Funding to Support Organizational Realignment

Expenditures	\$104,222
Position Allocation	-

This change request reduces the Trial Court Improvement Account (TCIA) fund balance and allocates one-time resources to SMC to advance their organization transformation in support of the new case management system and extending a sunset position initiated in 2024. The court is changing the organization and internal administrative systems to support the new case management system.

Parking Fine Increase

Revenues	\$4,900,000
----------	-------------

Under their authority granted by State law, Seattle Municipal Court judges have increased fines for parking citations, to take effect January 1, 2025. These fine amounts have not changed since 2011. The changes align these fines with inflation and approach parity with similar U.S. cities. In total, this change will add an estimated \$4.9 million in General Fund revenues from parking citations. The increase is roughly 50% across the board where fines of \$29 will increase to \$43; fines of \$44 will increase to \$65; fines of \$47 will increase to \$69; fines of \$53 will increase to \$78.

Proposed Technical

Final Adjustments for Standard Cost Changes

Expenditures	\$(707,834)
--------------	-------------

Citywide technical adjustments made in the proposed phase reflect changes to internal services costs, including rates from the Department of Finance & Administrative Services, Seattle Information Technology Department, Seattle Department of Human Resources, and for healthcare for the department. These adjustments reflect final decisions about these costs made during the Proposed Phase of the budget process.

Seattle Municipal Court

Bargained Annual Wage and Market Wage Increases to Base Budget – Local 77

Expenditures \$260,125

This centrally administered change adjusts appropriations to reflect the Annual Wage Increases and Market Adjustments, as outlined in the agreements between the City and Local 77 bargaining units, for personnel costs included in this department's budget. This includes increases to salary, FICA, Medicare, retirement, overtime and temporary labor.

Judicial Salary Technical Adjustment

Expenditures \$39,671

Washington State elected judicial salaries are set by Washington Citizens' on Salaries for Elected Officials. As directed in Ordinance 122112, SMC judicial salaries are set at 95% of the district court. A salary schedule has been set and a wage increase was mandated for increase effective July 1, 2024. Setting SMC judicial salaries at this level qualifies the city to receive a contribution from the state for one-time improvements. The state's contribution is generally \$150,000 annually and is applied to the Trial Court Improvement Account in Finance General. Ordinance 122112 permits appropriation by annual budget or by separate ordinance, solely to fund allowable SMC related expenditures.

Consolidation of Half-time to Full-time Positions

Position Allocation -

As part of the Court reorganization prompted by case management system changes, SMC is consolidating eight part-time positions into four full-time FTE. This is a net-zero cleanup change. SMC has filled these as full-time positions using the other 0.5 FTE salary savings to fund a 1.0 FTE. Truing up the positions will provide a more accurate view of open/vacant positions.

Seattle Municipal Court

Expenditure Overview

	2023 Actuals	2024 Adopted	2025 Proposed	2026 Proposed
Appropriations				
SMC - BO-MC-2000 - Court Operations				
00100 - General Fund	17,735,127	17,683,258	23,326,785	24,552,105
18500 - School Safety Traffic and Pedestrian Improvement Fund	-	-	280,602	366,602
Total for BSL: BO-MC-2000	17,735,127	17,683,258	23,607,387	24,918,707
SMC - BO-MC-3000 - Administration				
00100 - General Fund	18,801,726	20,689,882	22,564,525	23,533,505
18500 - School Safety Traffic and Pedestrian Improvement Fund	-	-	55,000	30,000
Total for BSL: BO-MC-3000	18,801,726	20,689,882	22,619,525	23,563,505
SMC - BO-MC-4000 - Court Compliance				
00100 - General Fund	5,048,645	4,906,840		
Total for BSL: BO-MC-4000	5,048,645	4,906,840		
Department Total	41,585,499	43,279,980	46,226,911	48,482,211
Department Full-Time Equivalents Total*	201.85	201.85	200.85	200.85

* FTE totals are provided for informational purposes only. Changes in FTEs resulting from City Council or Human Resources Director actions outside of the budget process may not be detailed here

Budget Summary by Fund Seattle Municipal Court

	2023 Actuals	2024 Adopted	2025 Proposed	2026 Proposed
00100 - General Fund	41,585,499	43,279,980	45,891,310	48,085,609
18500 - School Safety Traffic and Pedestrian Improvement Fund	-	-	125,000	186,000
Budget Totals for SMC	41,585,499	43,279,980	46,226,911	48,482,211

Seattle Municipal Court

Revenue Overview

2025 Estimated Revenues

Account Code	Account Name	2023 Actuals	2024 Adopted	2025 Proposed	2026 Proposed
334010	State Grants	309,602	-	165,000	330,000
335060	Judicial Salary Contrib-State	150,026	150,000	150,000	150,000
342040	Detention/Correction Fees	-	-	-	-
342050	Adult Probation & Parole Svcs	1,868	-	-	-
350010	Traffic Infractn Penal, Non-Pa	338,203	300,000	330,000	330,000
350020	Fines/Forfeits-Non-Pkg Infract	60,842	94,000	60,000	60,000
350030	Parking Infraction Penalties	22,394,549	17,179,302	23,789,243	23,836,818
350040	Driving While Intoxicated Pena	35,149	40,000	20,000	20,000
350050	Other Criminal Traffic Penalti	8,246	35,000	30,000	30,000
350060	Time Payments	7,582	14,000	20,000	20,000
350070	Other Non-Traffic Misdemeanor	80,405	120,000	20,000	20,000
350090	City Litigation Recoveries	26,978	65,000	35,000	35,000
350100	Warrant Fee Rev	-	100	-	-
350170	Penalties On Deliquent Recs	395,040	-	-	-
350180	Misc Fines & Penalties	8,082	10,000	5,000	5,000
350190	Nsf Check Fees	1,218	1,000	1,000	1,000
360220	Interest Earned On Deliquent A	103,137	-	-	-
360540	Cashiers Overages & Shortages	2,256	1,050	1,050	1,050
Total Revenues for: 00100 - General Fund		23,923,184	18,009,452	24,626,293	24,838,868
Total SMC Resources		23,923,184	18,009,452	24,626,293	24,838,868

Seattle Municipal Court

Appropriations by Budget Summary Level and Program

SMC - BO-MC-2000 - Court Operations

The purpose of the Court Operations Budget Summary Level is to hold hearings and address legal requirements for defendants and others, help defendants understand the Court's expectations, and assist them in successfully complying with court orders. Some proceedings are held in formal courtrooms and others in magistrate offices, with the goal of providing timely resolution of alleged violations of City ordinances and misdemeanor crimes committed within the Seattle city limits.

Program Expenditures	2023 Actuals	2024 Adopted	2025 Proposed	2026 Proposed
Court Operations	17,735,127	17,683,258	23,607,387	24,918,707
Total	17,735,127	17,683,258	23,607,387	24,918,707
Full-time Equivalents Total*	131.75	131.75	146.35	146.35

**FTE totals are provided for informational purposes only. Changes in FTEs resulting from City Council or Human Resources Director actions outside of the budget process may not be detailed here*

SMC - BO-MC-3000 - Administration

The purpose of the Administration Budget Summary Level is to provide administrative controls, develop and provide strategic direction, and provide policy and program development.

Program Expenditures	2023 Actuals	2024 Adopted	2025 Proposed	2026 Proposed
Citywide Indirect Costs	11,736,321	12,611,162	10,634,114	11,129,520
Departmental Indirect Costs	7,065,405	8,078,720	11,985,411	12,433,984
Total	18,801,726	20,689,882	22,619,525	23,563,505
Full-time Equivalents Total*	38.00	39.00	54.50	54.50

**FTE totals are provided for informational purposes only. Changes in FTEs resulting from City Council or Human Resources Director actions outside of the budget process may not be detailed here*

The following information summarizes the programs in Administration Budget Summary Level:

Citywide Indirect Costs

Expenditures/FTE	2023 Actuals	2024 Adopted	2025 Proposed	2026 Proposed
Citywide Indirect Costs	11,736,321	12,611,162	10,634,114	11,129,520
Full Time Equivalents Total	34.00	34.00	34.00	34.00

Seattle Municipal Court

Departmental Indirect Costs

	2023	2024	2025	2026
Expenditures/FTE	Actuals	Adopted	Proposed	Proposed
Departmental Indirect Costs	7,065,405	8,078,720	11,985,411	12,433,984
Full Time Equivalents Total	4.00	5.00	20.50	20.50

SMC - BO-MC-4000 - Court Compliance

The purpose of the Court Compliance Budget Summary Level is to help defendants understand the Court's expectations and to assist them in successfully complying with court orders.

Program Expenditures	2023	2024	2025	2026
	Actuals	Adopted	Proposed	Proposed
Court Compliance	5,048,645	4,906,840		
Total	5,048,645	4,906,840		
Full-time Equivalents Total*	32.10	31.10	-	-

**FTE totals are provided for informational purposes only. Changes in FTEs resulting from City Council or Human Resources Director actions outside of the budget process may not be detailed here*

Seattle Police Department

Sue Rahr, Interim Chief

(206) 684-5577

<https://www.seattle.gov/police/>

Department Overview

The Seattle Police Department (SPD) prevents crime, enforces laws, and supports quality public safety by delivering respectful, professional, and dependable police services. SPD operates within a framework that divides the city into five geographical areas called “precincts”. These precincts define east, west, north, south, and southwest patrol areas, with a police station in each area. The department's organizational model places neighborhood-based emergency response services at its core, allowing SPD the greatest flexibility in managing public safety. Detectives in centralized investigative units located at SPD headquarters downtown and elsewhere conduct follow-up investigations into violent and property crimes, and other types of crimes. Other parts of the department function to train, equip, and provide policy guidance, human resources, communications, and technology support to those delivering direct services to the public.

Interim Chief of Police Sue Rahr has committed the department to five focus areas to anchor itself throughout the on-going work around the future of community safety:

- **Re-envisioning Policing** - Engage openly in a community-led process of designing the role the department should play in community safety
- **Humanization** - Prioritize the sanctity of human life in every situation and affirm each individual's worth
- **Reinventing Community Engagement** - Establish true and lasting relationships through respectful interactions in every situation
- **Fiscal Stewardship** - Examine critically every dollar spent to ensure it meaningfully contributes to community safety
- **Employee Wellness and Morale** - Support exceptional police services by ensuring the department recruits and retains the best employees

On September 7, 2023, the federal court overseeing the Consent Decree found that SPD had sustained full and effective compliance across all of its core commitments under that order with the exception of use of force, force investigation, and force review in large-scale crowd management events. Additionally, the Court ruled that the City had further work to do in the area of Accountability. The Court, as did the Monitor in his May 2022 Comprehensive Assessment, again highlighted the lack of officers available to the community as a significant barrier to continued improvement and providing essential core public safety functions.

Budget Snapshot

	2023 Actuals	2024 Adopted	2025 Proposed	2026 Proposed
Department Support				
General Fund Support	385,563,656	393,642,505	454,202,479	457,496,254
Other Funding - Operating	7,322,345	2,152,265	3,657,707	4,556,215
Total Operations	392,886,001	395,794,770	457,860,186	462,052,469
Total Appropriations	392,886,001	395,794,770	457,860,186	462,052,469
 Full-Time Equivalents Total*	 1,813.55	 1,826.05	 1,852.40	 1,868.40

Seattle Police Department

** FTE totals are provided for informational purposes only. Changes in FTEs resulting from City Council or Human Resources Director actions outside of the budget process may not be detailed here*

Budget Overview

The City's 2025-2026 Proposed Budget maintains core services for the Seattle Police Department (SPD). The budget makes multiple investments to improve the capacity for SPD to respond to community needs and deliver services efficiently. The General Fund revenue forecast for the City's 2025-2026 Proposed Budget is insufficient to cover all anticipated Citywide costs. General Fund reductions were identified to mitigate this shortfall. To preserve critical City services due to the General Fund deficit, budget adjustments were made in SPD to align budget with staffing projections. SPD continues to anticipate salary savings from officer attrition in 2025 and 2026, therefore salary savings from 23 officer vacancies are proposed to be realized to help address the City's budget shortfall.

Staffing Levels

For the past four years, SPD had more officer vacancies through resignations and retirements than it has been able to hire. The budget makes continued investments in the recruitment and retention plan that was established in 2022 by sustaining funding for recruiting professionals, improving branding and marketing materials, and maintaining hiring bonuses for new and lateral officers.

As part of the department's broader recruitment and retention efforts, this budget continues to support sworn officers by adding additional support and specialist roles that are not law enforcement officers to perform administrative and non-emergency functions. These roles play a vital role in creating public safety and ensuring officers can focus on situations where their skills and experience are needed most. This budget expands and increases the roles of civilian SPD employees, including redeploying 2.0 FTE Parking Enforcement Officers to expand capacity for reviewing automated traffic cameras, adding 7.0 FTE investigative support staff to assist SPD detectives with homicide, robbery, sexual assault, and gun crime investigations by processing court filings, case files, and other urgent materials, and adding 21.0 FTE in the Real Time Crime Center to triage and coordinate emergency responses.

Equipment and Technology

The budget supports investments and improvements to many of SPD's equipment and technology projects to enhance evidence collection, identification of offenders, and increase case clearance rates. The Technology Assisted Crime Prevention Pilot Project is designed to address gun violence, human trafficking, and other persistent felony crimes where it is geographically concentrated. This project will deploy CCTV cameras at specific locations and upgrade the capabilities and staffing of the Real Time Crime Center to triage and coordinate emergency responses and support criminal case investigations.

These investments are strategically integrated with the crime prevention pilot included in the 2023-2024 Adopted Mid-Biennial Budget Adjustments to leverage the technological resources previously approved. Having real-time, accurate information in one place helps increase reliability regarding the location of victims and suspects – enabling

Seattle Police Department

quicker aid and safer apprehension. Given SPD's staffing shortage, these investments are part of a holistic strategy to provide SPD officers additional tools and resources to perform their work.

Programmatic and Administrative Improvements

This budget makes specific administrative investments to enable SPD to operate more efficiently in the provision of high-quality public safety services. These changes include aligning grant appropriations with actual awards received, as well as transferring recruitment and retention positions from the Seattle Department of Human Resources to the SPD, maintaining a transfer approved by Council in a standalone ordinance in 2024 ([CB 120766](#)).

In addition, this budget provides additional resources to SPD's Crisis Response Team (CRT) by adding Community Crisis Responders to SPD's co-responder program. These individuals will conduct post-incident follow-up (both criminal and non-criminal), Extreme Risk Protection Order screening, care coordination for community members, and respond to in-progress incidents involving persons in crisis. These positions were originally contracted through the Downtown Emergency Service Center (DESC), and subsequently added as emergency positions in 2024.

Seattle Police Department

Incremental Budget Changes

Seattle Police Department

	Dollars	FTE
2024 Adopted Budget	395,794,770	1826.05
Baseline		
Bargained Annual Wage and Market Wage Increases to Base Budget	46,943,703	-
Citywide Adjustments for Standard Cost Changes	8,261,553	-
Chartfield Corrections	-	-
One-Time Budget Changes	(973,125)	-
Align Recurring Grants With Actual Awards	(1,207,591)	-
Proposed Operating		
Overtime for Emphasis Patrols	10,000,000	-
Real Time Crime Center	2,048,467	12.00
Scheduling and Timekeeping Software	1,895,363	-
Automated School Zone Camera Expansion	1,199,836	-
Investigative Support Positions	1,091,333	7.00
Implement CCTV at Additional Locations	425,000	-
Reallocate Salary Savings for Overtime Needs	-	-
Remove Support For SPD's Mounted Patrol Unit	(230,030)	-
SPD General Fund Reduction	(4,270,000)	-
Add 2.0 FTE Civilian Investigators in OPA	369,412	2.00
OPA General Fund Reduction	(441,439)	(2.00)
Proposed Technical		
Ongoing Changes from Current Year Legislation	2,067,935	2.35
Add 5.0 FTE Community Crisis Responders	700,091	5.00
Extend Sunset Date of 4.0 FTE Positions	-	-
Remove Unawarded Grants	(276,150)	-
Final Adjustments for Standard Cost Changes	(5,538,942)	-
General Fund Revenue Adjustment	-	-
Total Incremental Changes	\$62,065,416	26.35
Total 2025 Proposed Budget	\$457,860,186	1852.40

Seattle Police Department

Description of Incremental Budget Changes

Baseline

Bargained Annual Wage and Market Wage Increases to Base Budget

Expenditures \$46,943,703

This centrally administered change adjusts appropriations to reflect the Annual Wage Increases and Market Adjustments, as outlined in the agreements between the City and the Coalition of Unions or other standalone Unions, for personnel costs included in this department's baseline budget. This includes increases to salary, FICA, Medicare, retirement, overtime and temporary labor.

Citywide Adjustments for Standard Cost Changes

Expenditures \$8,261,553

Citywide technical adjustments made in the baseline phase reflect changes to internal services costs, including rates from the Department of Finance & Administrative Services, Seattle Information Technology Department, Seattle Department of Human Resources, and for healthcare, retirement, and industrial insurance charges for the department. These adjustments reflect initial assumptions about these costs and inflators early in the budget process.

Chartfield Corrections

Expenditures -

This net zero change makes adjustments to correct budget program, project and account details for items in the 2025 Proposed Budget.

One-Time Budget Changes

Expenditures \$(973,125)

Revenues \$(49,725)

This item includes budget adjustments for one-time changes such as the Crime Prevention Technology Pilot and Special Event Shift Premiums in the 2024 Adopted Budget.

Align Recurring Grants With Actual Awards

Expenditures \$(1,207,591)

Revenues \$(1,207,591)

This item removes appropriations for the FY23 Patrick Leahy Bulletproof Vest Partnership, FY23 Community Policing Development, FY23 Law Enforcement Mental Health & Wellness Program, and FY23 Smart Policing grants. These grants were included in the 2024 Adopted Budget based on estimated awards, but ultimately were not awarded to SPD.

Proposed Operating

Overtime for Emphasis Patrols

Expenditures \$10,000,000

This item adds one-time funding in 2025 for increased overtime patrol for emphasis patrols. SPD continues to experience officer staffing shortages and relies on overtime to deliver essential public safety services. This funding will support efforts to curb violent criminal behavior through proactive policing in areas where crime is

Seattle Police Department

concentrated. The City Auditor's office published an audit report in July citing a study of Seattle that found between four and five percent of street segments accounted for 50 percent of annual reported crime incidents over a 14-year period.

Real Time Crime Center

Expenditures \$2,048,467

Position Allocation 21.00

This change increases appropriation authority by \$2M in 2025 and \$3.7M in 2026 and adds ongoing position authority for 21.0 FTE Real Time Crime Center (RTCC) Analyst positions – 12.0 FTE in 2025 and 9.0 FTE in 2026. These positions will allow the department to establish a fully staffed Real Time Crime Center. The 2024 Adopted Budget includes funding for a Closed-Circuit Television (CCTV) Crime Prevention Technology Pilot Project to leverage technological resources to address increased gun violence, human trafficking, and felony crime at specific locations where it is concentrated. This pilot program will be most successful when strategically integrated with a RTCC, which will use the information from the Crime Prevention Pilot technologies to triage and coordinate patrol/emergency responses to crime events.

Scheduling and Timekeeping Software

Expenditures \$1,895,363

This item adds \$1.9 million for the procurement, implementation, and maintenance of a scheduling and timekeeping system to provide for better management of staff resources in the department and help align with the City's new Workday timekeeping system implemented in 2024. Of this amount, \$0.7 million is ongoing, and \$1.2 million in 2025 and \$1.0 million in 2026 is one-time funding for labor and vendor costs.

Automated School Zone Camera Expansion

Expenditures \$1,199,836

This item adds revenue-backed funding in the Seattle Police Department's School Zone Camera Program and redirects two existing Parking Enforcement Officers to support program expansion. The School Zone Camera program is a joint program between the Seattle Department of Transportation (SDOT), the Seattle Municipal Court (SMC), and SPD that installs and operates automated enforcement cameras and processes citations for 30 cameras intended to enforce speed limits in school zones at 19 camera locations (18 schools).

The program is expanding by installing 37 new cameras at 18 additional locations, intending to be operational by fall 2025. This expansion will nearly double the total number of existing locations that have automated school zone camera enforcement. Funding from the School Safety Traffic & Pedestrian Improvement fund will cover vendor payments for the additional cameras and SPD labor costs for citation review.

Investigative Support Positions

Expenditures \$1,091,333

Position Allocation 14.00

This item increases appropriation authority by \$1.1M in 2025 and \$2.3M in 2026 and adds ongoing position authority for 7.0 FTE investigative support positions in 2025 and another 7.0 FTE in 2026. Four emergency positions were created in August 2024 with the emergency authority for these positions expiring on December 31, 2024. These positions will assist SPD Detectives with homicide, robbery, and gun crime investigations. Hiring these positions will allow SPD to expand capacity and increase support for Detectives and Officers to complete thorough, precise, and timely documentation for criminal investigations, including pulling criminal histories, requesting 911 recordings, releasing information to a prosecutor, and more.

Seattle Police Department

Implement CCTV at Additional Locations

Expenditures \$425,000

This item adds funding for the implementation of closed-circuit television (CCTV) cameras at additional locations where gun violence, human trafficking, or persistent felony crime is concentrated. These technology systems will only be used in public places, such as sidewalks, streets, and parks to mitigate privacy concerns.

Reallocate Salary Savings for Overtime Needs

Expenditures -

This item makes a net-zero budget adjustment to reallocate \$4.2 million in 2025 and \$1.2 million in 2026 in additional projected salary savings for overtime needed to staff emergency response, investigations, and special operations. Due to ongoing sworn staffing shortages, SPD has been dependent on overtime hours to meet the current demand for public safety and violence prevention services.

Remove Support For SPD's Mounted Patrol Unit

Expenditures \$(230,030)

This item eliminates General Fund support of the department's Mounted Patrol Unit (MPU), including 1.0 FTE Equipment & Facilities Coordinator, three unbudgeted part-time temporary maintenance laborers, and associated operating costs. Sworn positions currently assigned to the MPU will continue to be funded by the General Fund but will be reassigned elsewhere in the department.

SPD General Fund Reduction

Expenditures \$(4,270,000)

The General Fund revenue forecast for the City's 2025-26 Proposed Budget is insufficient to cover expected costs. General Fund reductions were identified to mitigate this shortfall in revenues. This item reduces the budget by 1%, or \$4.3 million. Currently, SPD estimates the department's 2025-2026 baseline budget supports 1,123 FTE. To achieve the reduction, 23.0 FTE police officer positions will be held vacant for the full duration of the target period. The total amount of salary savings in both 2025 and 2026 will be determined by the average monthly filled level. Based on SPD's current and projected sworn staffing levels, the department is confident the full cut target is achievable.

Add 2.0 FTE Civilian Investigators in OPA

Expenditures \$369,412

Position Allocation 2.00

This item adds two full-time civilian investigators in the Office of Police Accountability (OPA), as provided by the new Seattle Police Officers Guild (SPOG) Collective Bargaining Agreement (CBA). OPA is currently budgeted for nine sworn investigators and two civilian investigators. Civilian investigators help maintain efficient complaint processing, including high-quality investigations. Additional civilian investigators will move Seattle closer to realizing directives from the Police Accountability Ordinance and the federal consent decree by empowering civilian oversight and building community trust. With these additions, OPA will have four civilian investigators and three civilian supervisors who oversee and manage investigations, for a total of seven civilians.

OPA General Fund Reduction

Expenditures \$(441,439)

Position Allocation (2.00)

Seattle Police Department

The General Fund revenue forecast for the City's 2025-26 Proposed Budget is insufficient to cover expected costs. General Fund reductions were identified to mitigate this shortfall in revenues. This item reduces OPA's budget by 8%, or \$0.4 million. To achieve this, OPA is reducing 1.0 FTE Administrative Specialist II and 1.0 FTE Communications Manager. These reductions will likely result in delays responding to media inquiries, as well as fewer social media updates and published newsletters. In addition, this item reduces department vehicles from four to three, and also reduces OPA's overtime budget by roughly two-thirds, resulting in fewer community outreach and education events which often take place off-hours but is not expected to cause delays in investigations due to the addition of two investigator positions.

Proposed Technical

Ongoing Changes from Current Year Legislation

Expenditures	\$2,067,935
--------------	-------------

Position Allocation	2.35
---------------------	------

This change includes ongoing budget and position changes resulting from current year legislation in 2024, including the transfer of full-time public disclosure positions from SPD to OPA, the abrogation of a 0.65 FTE grant-funded position, \$1,000,000 to maintain expansion of SPD officer recruitment advertisement placements in 2025, and \$500,000 to maintain the City's commitments set forth in the Mayor's Executive Order regarding Sexual Assault Unit (SAU) reform, as well as to execute the recommendations made by the Advisory Panel. In addition, this change transfers ongoing budget and position authority for 3.0 FTE Recruitment and Retention positions from the Seattle Department of Human Resources to SPD. These three positions were originally created as part of the Recruitment & Retention Initiative item in the 2022 budget (Ordinance 126654, Section 3) and assigned to SDHR. The positions were subsequently transferred to SPD in 2024 in a standalone SPD Recruitment and Retention Ordinance (Ordinance 127026).

Add 5.0 FTE Community Crisis Responders

Expenditures	\$700,091
--------------	-----------

Position Allocation	5.00
---------------------	------

This item adds position authority to convert 4.0 FTE Community Crisis Responders II and 1.0 FTE Community Crisis Responder Supervisor to permanent positions, and transfers funding from the Human Services Department to SPD to support the ongoing work. These Mental Health Professional (MHP) positions were originally contracted through the Downtown Emergency Service Center (DESC) to work closely with SPD. Five MHP emergency positions were created in April 2024 with the emergency authority for these positions expiring on December 31, 2024. These positions conduct post-incident follow-up (both criminal and non-criminal), Extreme Risk Protection Order screening, care coordination for community members, and respond to in-progress incidents involving persons in crisis.

Sunset Date Extensions

This item extends sunset dates for the following positions approved in the 2023 Mid-Year Supplemental: 1.0 Strategic Brand & Marketing Manager, 1.0 Performance Management position, and 2.0 Public Disclosure positions. The Strategic Brand & Marketing Manager and Performance Management positions are both funded by SPD's recruitment and retention project and are critical links in SPD's recruitment and retention efforts. The Public Disclosure positions are funded with savings from position vacancies and are necessary to keep up with SPD's growing backlog of public disclosure requests (PDRs) that continues to grow.

Remove Unawarded Grants

Expenditures	\$(276,150)
--------------	-------------

Revenues	\$(276,150)
----------	-------------

Seattle Police Department

This item removes appropriation for five grants that were previously accepted and appropriated in the 2024 Adopted Budget: COPS Community Policing Development – De-Escalation, Port Security Grant Program, High Intensity Drug Trafficking Area, SPD Impaired Driving Training Grant, and Target Zero Grant.

Final Adjustments for Standard Cost Changes

Expenditures \$(5,538,942)

Citywide technical adjustments made in the proposed phase reflect changes to internal services costs, including rates from the Department of Finance & Administrative Services, Seattle Information Technology Department, Seattle Department of Human Resources, and for healthcare for the department. These adjustments reflect final decisions about these costs made during the Proposed Phase of the budget process.

General Fund Revenue Adjustment

Revenues \$4,542,958

This is a technical adjustment to capture centrally projected and forecast General Fund revenue increments for this department.

Seattle Police Department

Expenditure Overview

	2023 Actuals	2024 Adopted	2025 Proposed	2026 Proposed
Appropriations				
SPD - BO-SP-P1000 - Chief of Police				
00100 - General Fund	15,365,542	14,496,998	17,045,876	18,955,087
Total for BSL: BO-SP-P1000	15,365,542	14,496,998	17,045,876	18,955,087
SPD - BO-SP-P1300 - Office of Police Accountability				
00100 - General Fund	5,395,628	5,669,022	6,768,554	6,896,206
Total for BSL: BO-SP-P1300	5,395,628	5,669,022	6,768,554	6,896,206
SPD - BO-SP-P1600 - Leadership and Administration				
00100 - General Fund	90,154,858	95,176,788	103,284,830	107,609,486
Total for BSL: BO-SP-P1600	90,154,858	95,176,788	103,284,830	107,609,486
SPD - BO-SP-P1800 - Patrol Operations				
00100 - General Fund	13,475,438	13,263,150	25,551,600	15,933,214
Total for BSL: BO-SP-P1800	13,475,438	13,263,150	25,551,600	15,933,214
SPD - BO-SP-P2000 - Compliance and Professional Standards Bureau				
00100 - General Fund	5,174,494	5,182,510	6,049,628	6,136,054
Total for BSL: BO-SP-P2000	5,174,494	5,182,510	6,049,628	6,136,054
SPD - BO-SP-P3400 - Special Operations				
00100 - General Fund	64,873,164	63,896,075	72,045,111	73,637,484
Total for BSL: BO-SP-P3400	64,873,164	63,896,075	72,045,111	73,637,484
SPD - BO-SP-P4000 - Collaborative Policing				
00100 - General Fund	12,555,442	12,584,545	15,165,135	15,559,986
Total for BSL: BO-SP-P4000	12,555,442	12,584,545	15,165,135	15,559,986
SPD - BO-SP-P6100 - West Precinct				
00100 - General Fund	22,509,095	23,737,713	26,463,230	26,719,528
Total for BSL: BO-SP-P6100	22,509,095	23,737,713	26,463,230	26,719,528
SPD - BO-SP-P6200 - North Precinct				
00100 - General Fund	28,183,149	29,583,735	33,481,603	34,031,989
Total for BSL: BO-SP-P6200	28,183,149	29,583,735	33,481,603	34,031,989
SPD - BO-SP-P6500 - South Precinct				
00100 - General Fund	19,060,358	20,591,347	23,027,689	23,165,288
Total for BSL: BO-SP-P6500	19,060,358	20,591,347	23,027,689	23,165,288

Seattle Police Department

SPD - BO-SP-P6600 - East Precinct

00100 - General Fund	18,842,979	19,789,332	21,901,082	22,791,070
Total for BSL: BO-SP-P6600	18,842,979	19,789,332	21,901,082	22,791,070

SPD - BO-SP-P6700 - Southwest Precinct

00100 - General Fund	14,202,062	15,631,956	17,301,014	17,211,733
Total for BSL: BO-SP-P6700	14,202,062	15,631,956	17,301,014	17,211,733

SPD - BO-SP-P7000 - Criminal Investigations

00100 - General Fund	47,006,958	42,990,542	52,914,608	55,707,938
Total for BSL: BO-SP-P7000	47,006,958	42,990,542	52,914,608	55,707,938

SPD - BO-SP-P8000 - Technical Services

00100 - General Fund	28,764,487	31,048,792	33,202,519	33,141,191
Total for BSL: BO-SP-P8000	28,764,487	31,048,792	33,202,519	33,141,191

SPD - BO-SP-P9000 - School Zone Camera Program

18500 - School Safety Traffic and Pedestrian Improvement Fund	1,972,410	2,152,265	3,657,707	4,556,215
Total for BSL: BO-SP-P9000	1,972,410	2,152,265	3,657,707	4,556,215

SPD - BO-SP-P9999 - Special Fund Projects

15050 - Drug Enforcement Forfeiture	5,052,476	-	-	-
15060 - Vice Enforcement/ML Forfeiture	597	-	-	-
15070 - Money Laundering Forfeiture	28,863	-	-	-
15310 - Gift Catalog - Police	267,999	-	-	-
Total for BSL: BO-SP-P9999	5,349,935	-	-	-

Department Total	392,886,001	395,794,770	457,860,186	462,052,469
-------------------------	--------------------	--------------------	--------------------	--------------------

Department Full-Time Equivalents Total*	1,813.55	1,826.05	1,852.40	1,868.40
--	-----------------	-----------------	-----------------	-----------------

* FTE totals are provided for informational purposes only. Changes in FTEs resulting from City Council or Human Resources Director actions outside of the budget process may not be detailed here

Budget Summary by Fund Seattle Police Department

	2023 Actuals	2024 Adopted	2025 Proposed	2026 Proposed
00100 - General Fund	385,563,656	393,642,505	454,202,479	457,496,254
15050 - Drug Enforcement Forfeiture	5,052,476	-	-	-
15060 - Vice Enforcement/ML Forfeiture	597	-	-	-
15070 - Money Laundering Forfeiture	28,863	-	-	-
15310 - Gift Catalog - Police	267,999	-	-	-

Seattle Police Department

	2023 Actuals	2024 Adopted	2025 Proposed	2026 Proposed
18500 - School Safety Traffic and Pedestrian Improvement Fund	1,972,410	2,152,265	3,657,707	4,556,215
Budget Totals for SPD	392,886,001	395,794,770	457,860,186	462,052,469

Seattle Police Department

Revenue Overview

2025 Estimated Revenues

Account Code	Account Name	2023 Actuals	2024 Adopted	2025 Proposed	2026 Proposed
321010	Bus Lic&Perm-Police Alrm Mon	1,090	-	-	-
322900	Nonbus Lic&Perm-Other	21,612	32,400	33,696	35,044
331110	Direct Fed Grants	2,898,051	3,610,413	2,252,272	2,252,272
333110	Ind Fed Grants	3,748,558	1,992,418	1,897,418	1,897,418
334010	State Grants	74,580	49,725	-	-
341060	Photocopy Svcs	61,141	57,024	59,305	61,678
341190	Personnel Service Fees	3,958,447	4,935,600	5,133,024	5,338,345
341360	Fees	(7)	-	-	-
341900	General Government-Other Rev	10,187	9,236	9,605	9,990
342010	Law Enforcement Fees	11,970,264	4,906,991	9,189,943	9,557,539
342900	Public Safety-Other Rev	1,648,524	-	-	-
343280	Recycled Materials Rev	272	-	-	-
343320	Recoveries-Sundry	53,472	93,100	96,824	100,697
350110	Evidence Confiscations	909,630	811,960	844,438	878,216
350180	Misc Fines & Penalties	96	-	-	-
360020	Inv Earn-Residual Cash	44,625	-	-	-
360220	Interest Earned On Deliquent A	7,716	-	-	-
360420	Other Judgments & Settlements	22,060	13,687	14,234	14,804
360540	Cashiers Overages & Shortages	(93)	-	-	-
360570	Collection Expense - Misc	(6,041)	-	-	-
360580	Uncollectible Expense - Misc	60	-	-	-
360900	Miscellaneous Revs-Other Rev	646	8,713	-	-
Total Revenues for: 00100 - General Fund		25,424,887	16,521,267	19,530,759	20,146,003
332010	Fed Entitlmnt-Forfeited Prop	2,659,291	-	-	-
360020	Inv Earn-Residual Cash	111,449	-	-	-
Total Revenues for: 15050 - Drug Enforcement Forfeiture		2,770,740	-	-	-
360020	Inv Earn-Residual Cash	6,375	-	-	-
Total Revenues for: 15060 - Vice Enforcement/ML Forfeiture		6,375	-	-	-
360020	Inv Earn-Residual Cash	9,312	-	-	-
Total Revenues for: 15070 - Money Laundering Forfeiture		9,312	-	-	-
360900	Miscellaneous Revs-Other Rev	263,001	-	-	-

Seattle Police Department

Total Revenues for: 15310 - Gift Catalog - Police	263,001	-	-	-
Total SPD Resources	28,474,315	16,521,267	19,530,759	20,146,003

Seattle Police Department

Appropriations by Budget Summary Level and Program

Seattle Police Department

SPD - BO-SP-P1000 - Chief of Police

The purpose of the Chief of Police Budget Summary Level is to lead and direct department employees and to provide policy guidance and oversee relationships with the community, with the goal that the department provides the City with professional, dependable, and respectful public safety services.

Program Expenditures	2023 Actuals	2024 Adopted	2025 Proposed	2026 Proposed
Chief of Police	15,365,542	14,496,998	17,045,876	18,955,087
Total	15,365,542	14,496,998	17,045,876	18,955,087
Full-time Equivalents Total*	56.00	59.50	70.50	79.50

**FTE totals are provided for informational purposes only. Changes in FTEs resulting from City Council or Human Resources Director actions outside of the budget process may not be detailed here*

SPD - BO-SP-P1300 - Office of Police Accountability

The purpose of the Office of Police Accountability Budget Summary Level is to investigate and process complaints involving officers in the Seattle Police Department.

Program Expenditures	2023 Actuals	2024 Adopted	2025 Proposed	2026 Proposed
Police Accountability	5,395,628	5,669,022	6,768,554	6,896,206
Total	5,395,628	5,669,022	6,768,554	6,896,206
Full-time Equivalents Total*	28.00	29.00	30.00	30.00

**FTE totals are provided for informational purposes only. Changes in FTEs resulting from City Council or Human Resources Director actions outside of the budget process may not be detailed here*

SPD - BO-SP-P1600 - Leadership and Administration

The purpose of the Leadership and Administration Budget Summary Level is to provide executive, community, financial, human resource, technology, and business support to the Seattle Police Department. It includes the Finance and Planning unit; Grants and Contracts unit; Fleet and Facilities Management; and the Administrative Services, Information Technology, and Human Resources programs. The Audit, Policy and Research Program and Education and Training Program are also included in this Budget Summary Level.

Program Expenditures	2023 Actuals	2024 Adopted	2025 Proposed	2026 Proposed
Citywide Indirect Costs	6,346	20,734,855	19,740,301	20,816,230
Departmental Indirect Costs	74,274,675	57,781,919	64,201,080	66,891,554
Divisional Indirect Costs	15,873,837	16,660,014	19,343,449	19,901,702
Total	90,154,858	95,176,788	103,284,830	107,609,486
Full-time Equivalents Total*	255.05	257.55	260.55	260.55

**FTE totals are provided for informational purposes only. Changes in FTEs resulting from City Council or Human Resources Director actions outside of the budget process may not be detailed here*

Seattle Police Department

The following information summarizes the programs in Leadership and Administration Budget Summary Level:

Citywide Indirect Costs

Expenditures/FTE	2023 Actuals	2024 Adopted	2025 Proposed	2026 Proposed
Citywide Indirect Costs	6,346	20,734,855	19,740,301	20,816,230

Departmental Indirect Costs

Expenditures/FTE	2023 Actuals	2024 Adopted	2025 Proposed	2026 Proposed
Departmental Indirect Costs	74,274,675	57,781,919	64,201,080	66,891,554
Full Time Equivalents Total	155.05	157.55	160.55	160.55

Divisional Indirect Costs

Expenditures/FTE	2023 Actuals	2024 Adopted	2025 Proposed	2026 Proposed
Divisional Indirect Costs	15,873,837	16,660,014	19,343,449	19,901,702
Full Time Equivalents Total	100.00	100.00	100.00	100.00

SPD - BO-SP-P1800 - Patrol Operations

The purpose of the Patrol Operations Budget Summary Level is to provide public safety and order maintenance.

Program Expenditures	2023 Actuals	2024 Adopted	2025 Proposed	2026 Proposed
Patrol Operations	13,475,438	13,263,150	25,551,600	15,933,214
Total	13,475,438	13,263,150	25,551,600	15,933,214
Full-time Equivalents Total*	40.00	40.00	40.00	40.00

*FTE totals are provided for informational purposes only. Changes in FTEs resulting from City Council or Human Resources Director actions outside of the budget process may not be detailed here

SPD - BO-SP-P2000 - Compliance and Professional Standards Bureau

The purpose of the Compliance and Professional Standards Bureau Budget Summary Level is to investigate and review use of force issues. It includes the Department's Force Investigation Team and Use of Force Review Board as well as Compliance and Professional Standards Administration.

Seattle Police Department

Program Expenditures	2023 Actuals	2024 Adopted	2025 Proposed	2026 Proposed
Compliance & Prof. Standards	5,174,494	5,182,510	6,049,628	6,136,054
Total	5,174,494	5,182,510	6,049,628	6,136,054
Full-time Equivalents Total*	22.00	21.00	21.00	21.00

**FTE totals are provided for informational purposes only. Changes in FTEs resulting from City Council or Human Resources Director actions outside of the budget process may not be detailed here*

SPD - BO-SP-P3400 - Special Operations

The purpose of the Special Operations Budget Summary Level is to deploy specialized response units in emergencies and disasters. The Bureau provides crowd control, special event, search, hostage, crisis, and marine-related support to monitor and protect critical infrastructure to protect lives and property, aid the work of uniformed officers and detectives, and promote the safety of the public.

Program Expenditures	2023 Actuals	2024 Adopted	2025 Proposed	2026 Proposed
Special Operations	64,873,164	63,896,075	72,045,111	73,637,484
Total	64,873,164	63,896,075	72,045,111	73,637,484
Full-time Equivalents Total*	281.00	286.00	286.00	286.00

**FTE totals are provided for informational purposes only. Changes in FTEs resulting from City Council or Human Resources Director actions outside of the budget process may not be detailed here*

SPD - BO-SP-P4000 - Collaborative Policing

The purpose of the Collaborative Policing Budget Summary Level is to centralize the department's efforts to collaborate and partner with the community on public safety issues. The BSL is a combination of the department's community engagement and outreach elements including the new Community Service Officers (CSO) program, Navigation Team, and Crisis Intervention Response Team.

Program Expenditures	2023 Actuals	2024 Adopted	2025 Proposed	2026 Proposed
Collaborative Policing	12,555,442	12,584,545	15,165,135	15,559,986
Total	12,555,442	12,584,545	15,165,135	15,559,986
Full-time Equivalents Total*	75.00	74.00	79.00	79.00

**FTE totals are provided for informational purposes only. Changes in FTEs resulting from City Council or Human Resources Director actions outside of the budget process may not be detailed here*

SPD - BO-SP-P6100 - West Precinct

The purpose of the West Precinct Patrol Budget Summary Level is to provide the full range of public safety and order maintenance services to residents of, and visitors to, the West Precinct, to promote safety in their homes, schools, businesses, and the community at large.

Seattle Police Department

Program Expenditures	2023 Actuals	2024 Adopted	2025 Proposed	2026 Proposed
West Precinct	22,509,095	23,737,713	26,463,230	26,719,528
Total	22,509,095	23,737,713	26,463,230	26,719,528
Full-time Equivalents Total*	159.00	159.00	159.00	159.00

**FTE totals are provided for informational purposes only. Changes in FTEs resulting from City Council or Human Resources Director actions outside of the budget process may not be detailed here*

SPD - BO-SP-P6200 - North Precinct

The purpose of the North Precinct Patrol Budget Summary Level is to provide the full range of public safety and order maintenance services to residents of, and visitors to, the North Precinct, to promote safety in their homes, schools, businesses, and the community at large.

Program Expenditures	2023 Actuals	2024 Adopted	2025 Proposed	2026 Proposed
North Precinct	28,183,149	29,583,735	33,481,603	34,031,989
Total	28,183,149	29,583,735	33,481,603	34,031,989
Full-time Equivalents Total*	189.00	189.00	189.00	189.00

**FTE totals are provided for informational purposes only. Changes in FTEs resulting from City Council or Human Resources Director actions outside of the budget process may not be detailed here*

SPD - BO-SP-P6500 - South Precinct

The purpose of the South Precinct Patrol Budget Summary Level is to provide the full range of public safety and order maintenance services with the goal of keeping residents of, and visitors to, the South Precinct, safe in their homes, schools, businesses, and the community at large.

Program Expenditures	2023 Actuals	2024 Adopted	2025 Proposed	2026 Proposed
South Precinct	19,060,358	20,591,347	23,027,689	23,165,288
Total	19,060,358	20,591,347	23,027,689	23,165,288
Full-time Equivalents Total*	137.00	137.00	137.00	137.00

**FTE totals are provided for informational purposes only. Changes in FTEs resulting from City Council or Human Resources Director actions outside of the budget process may not be detailed here*

SPD - BO-SP-P6600 - East Precinct

The purpose of the East Precinct Budget Summary Level is to provide the full range of public safety and order maintenance services to residents of, and visitors to, the East Precinct, to promote safety in their homes, schools, businesses, and the community at large.

Seattle Police Department

Program Expenditures	2023 Actuals	2024 Adopted	2025 Proposed	2026 Proposed
East Precinct	18,842,979	19,789,332	21,901,082	22,791,070
Total	18,842,979	19,789,332	21,901,082	22,791,070
Full-time Equivalents Total*	124.00	124.00	124.00	124.00

**FTE totals are provided for informational purposes only. Changes in FTEs resulting from City Council or Human Resources Director actions outside of the budget process may not be detailed here*

SPD - BO-SP-P6700 - Southwest Precinct

The purpose of the Southwest Precinct Patrol Budget Summary Level is to provide the full range of public safety and order maintenance services to residents of, and visitors to, the Southwest Precinct, to promote safety in their homes, schools, businesses, and the community at large.

Program Expenditures	2023 Actuals	2024 Adopted	2025 Proposed	2026 Proposed
Southwest Precinct	14,202,062	15,631,956	17,301,014	17,211,733
Total	14,202,062	15,631,956	17,301,014	17,211,733
Full-time Equivalents Total*	102.00	102.00	102.00	102.00

**FTE totals are provided for informational purposes only. Changes in FTEs resulting from City Council or Human Resources Director actions outside of the budget process may not be detailed here*

SPD - BO-SP-P7000 - Criminal Investigations

The purpose of the Criminal Investigations Budget Summary Level is to investigate potential criminal activity.

Program Expenditures	2023 Actuals	2024 Adopted	2025 Proposed	2026 Proposed
Coordinated Criminal Investigations	4,375,486	5,429,380	7,274,476	7,531,891
Criminal Investigations	4,847,808	2,553,569	4,719,966	5,973,089
Major Investigations	16,152,343	15,350,574	18,023,526	18,563,367
Special Victims	6,860,569	6,526,144	8,281,983	8,546,932
Violent Crimes	14,770,752	13,130,875	14,614,657	15,092,659
Total	47,006,958	42,990,542	52,914,608	55,707,938
Full-time Equivalents Total*	262.00	262.00	269.00	276.00

**FTE totals are provided for informational purposes only. Changes in FTEs resulting from City Council or Human Resources Director actions outside of the budget process may not be detailed here*

The following information summarizes the programs in Criminal Investigations Budget Summary Level:

Coordinated Criminal Investigations

Seattle Police Department

	2023	2024	2025	2026
Expenditures/FTE	Actuals	Adopted	Proposed	Proposed
Coordinated Criminal Investigations	4,375,486	5,429,380	7,274,476	7,531,891
Full Time Equivalents Total	51.00	43.00	43.00	43.00

Criminal Investigations

	2023	2024	2025	2026
Expenditures/FTE	Actuals	Adopted	Proposed	Proposed
Criminal Investigations	4,847,808	2,553,569	4,719,966	5,973,089
Full Time Equivalents Total	(4.00)	4.00	11.00	18.00

Major Investigations

	2023	2024	2025	2026
Expenditures/FTE	Actuals	Adopted	Proposed	Proposed
Major Investigations	16,152,343	15,350,574	18,023,526	18,563,367
Full Time Equivalents Total	90.00	90.00	90.00	90.00

Special Victims

	2023	2024	2025	2026
Expenditures/FTE	Actuals	Adopted	Proposed	Proposed
Special Victims	6,860,569	6,526,144	8,281,983	8,546,932
Full Time Equivalents Total	50.00	50.00	50.00	50.00

Violent Crimes

	2023	2024	2025	2026
Expenditures/FTE	Actuals	Adopted	Proposed	Proposed
Violent Crimes	14,770,752	13,130,875	14,614,657	15,092,659
Full Time Equivalents Total	75.00	75.00	75.00	75.00

SPD - BO-SP-P8000 - Technical Services

The purpose of the Technical Services Budget Summary Level is to provide technical support to the Seattle Police Department, including items such as the Internet Telephone Reporting, Data Driven Policing, Forensic Support Services and Technology Integration Programs.

Program Expenditures	2023	2024	2025	2026
	Actuals	Adopted	Proposed	Proposed

Seattle Police Department

Technical Services	28,764,487	31,048,792	33,202,519	33,141,191
Total	28,764,487	31,048,792	33,202,519	33,141,191
Full-time Equivalents Total*	86.00	86.00	85.35	85.35

**FTE totals are provided for informational purposes only. Changes in FTEs resulting from City Council or Human Resources Director actions outside of the budget process may not be detailed here*

SPD - BO-SP-P9000 - School Zone Camera Program

The purpose of the School Zone Camera Program Budget Summary Level is to support operations and administration for the School Zone Camera program

Program Expenditures	2023 Actuals	2024 Adopted	2025 Proposed	2026 Proposed
School Zone Camera Program	1,972,410	2,152,265	3,657,707	4,556,215
Total	1,972,410	2,152,265	3,657,707	4,556,215

**FTE totals are provided for informational purposes only. Changes in FTEs resulting from City Council or Human Resources Director actions outside of the budget process may not be detailed here*

Police Relief and Pension

Stephanie Coleman, Executive Secretary
(206) 386-1286

<http://www.seattle.gov/policepension/>

Department Overview

The Police Relief and Pension Fund (PPEN) provides pension and medical benefit services to eligible active and retired police officers and their beneficiaries. PPEN is a closed plan which only covers police officers who were hired before October 1, 1977. Retiree benefits for police officers hired more recently are primarily covered through a separate state-managed plan.

Management of police benefits funds transitioned in the 1970s from local to state control. Prior to that time, the City paid into PPEN to provide for police officer retiree benefits. In March 1970, the State of Washington took over the provision of certain police pensions through Revised Code of Washington (RCW) Section 41.26, the Law Enforcement Officers and Fire Fighters (LEOFF) Plan 1. Seattle police officers hired between March 1970 and October 1977 enrolled in LEOFF 1, but also received additional benefit coverage through PPEN. As a result, these police officers receive retiree benefits primarily from the state's LEOFF 1 plan, but also any earned increment from the City's PPEN that exceeds LEOFF 1 coverage. Both PPEN and LEOFF 1 closed to new enrollees in October 1977. Police officers hired after that date enroll in the state's LEOFF 2 plan and do not receive benefits from PPEN.

The Seattle Police Pension Board is a seven-member quasi-judicial body chaired by the Mayor or the Mayor's designee, which formulates policy, rules on disability applications, and provides oversight of the Police Pension Fund. Three staff employees of the board handle all of its operational functions. Staff positions associated with Police Relief and Pension are reflected in the City's position list.

Annual pension and medical benefits projections, which comprise about 97% of the total annual PPEN budget, are based on the forecasts of an independent actuary. The City's General Fund provides funding for nearly all of PPEN's annual budget that supports the Police Relief and Pension Fund obligations. PPEN also has a statutory funding source from police auction proceeds, which contribute a small amount towards the annual budget.

Budget Snapshot

	2023 Actuals	2024 Adopted	2025 Proposed	2026 Proposed
Department Support				
Other Funding - Operating	17,229,050	26,748,732	22,464,953	22,517,572
Total Operations	17,229,050	26,748,732	22,464,953	22,517,572
Total Appropriations	17,229,050	26,748,732	22,464,953	22,517,572

Full-Time Equivalents Total*	3.00	3.00	3.00	3.00
------------------------------	------	------	------	------

* FTE totals are provided for informational purposes only. Changes in FTEs resulting from City Council or Human Resources Director actions outside of the budget process may not be detailed here

Police Relief and Pension

Budget Overview

The Police Relief and Pension Fund (PPEN) pays legally mandated pension and medical benefits, including long-term care, to eligible retired police officers and qualified beneficiaries. The total pension benefits for PPEN members are increased annually through locally negotiated cost of living adjustments (COLA) and local inflation. These increases are then offset by the benefits paid by the state's LEOFF 1 pension plan which has its own annual growth rate.

Most of PPEN's retirees are represented by either the Seattle Police Management Association (SPMA) or the Seattle Police Officer's Guild (SPOG).

The 2025-2026 Proposed Budget includes adjustments to retiree medical and long-term care, pension, and administrative support costs with total budgets of \$22.46 million in 2025 and \$22.52 million in 2026. These are a - 16.0% reduction in 2025 from the 2024 Adopted Budget and a 0.23% increase in 2026 from 2025. Adjustments to appropriations for medical and long-term care reflect actuarial valuation estimates, which anticipate medical and long-term care costs will increase over the next several years due to PPEN's aging membership and annual trend rates for medical and long-term care costs. Pension appropriations incorporate the pension payment effects from annual wage increases in concluded labor agreements, but are reduced relative to previous years' appropriated amounts.

The Proposed Budget also includes reductions in General Fund transfers relative to the 2024 Adopted Budget totaling approximately \$13.25 million over the biennium. This two-year reduction has the intended effect of reducing fund balance to a more appropriate level. General Fund contributions in 2027 will resume full coverage, without support from fund balances. The 2025 Proposed Budget further includes appropriation increases relative to the 2024 Adopted Budget of approximately \$278,000 for centrally adjusted administrative and staff labor costs.

Incremental Budget Changes

Police Relief and Pension

	Dollars	FTE
2024 Adopted Budget	26,748,732	3.00
Baseline		
Bargained Annual Wage and Market Wage Increases to Base Budget	107,314	-
Citywide Adjustments for Standard Cost Changes	27,994	-
Proposed Operating		
Fund Balancing Adjustment(s)	(4,409,040)	-
Proposed Technical		
Final Adjustments for Standard Cost Changes	(10,047)	-
Total Incremental Changes	\$(4,283,779)	-
Total 2025 Proposed Budget	\$22,464,953	3.00

Police Relief and Pension

Description of Incremental Budget Changes

Baseline

Bargained Annual Wage and Market Wage Increases to Base Budget

Expenditures	\$107,314
--------------	-----------

This centrally administered change adjusts appropriations to reflect the Annual Wage Increases and Market Adjustments, as outlined in the agreements between the City and the Coalition of Unions or other standalone Unions, for personnel costs included in this department's baseline budget. This includes increases to salary, FICA, Medicare, retirement, overtime and temporary labor.

Citywide Adjustments for Standard Cost Changes

Expenditures	\$27,994
--------------	----------

Citywide technical adjustments made in the baseline phase reflect changes to internal services costs, including rates from the Department of Finance & Administrative Services, Seattle Information Technology Department, Seattle Department of Human Resources, and for healthcare, retirement, and industrial insurance charges for the department. These adjustments reflect initial assumptions about these costs and inflators early in the budget process.

Proposed Operating

Fund Balancing Adjustment(s)

Expenditures	\$(4,409,040)
--------------	---------------

Revenues	\$(4,283,779)
----------	---------------

These adjustments provide for a reduction in fund balances over the 2025-2026 biennium by reducing the General Fund transfer to the Police Pension Fund, while also adjusting expenditures to meet expected pension, medical, long-term care and administrative costs. This two-year reduction intentionally draws on existing fund balance in place of General Fund contributions in order to manage the size of the Police Relief and Pension fund balances. Balances had grown in anticipation of needing resources to pay for retroactive pension payment costs tied to the labor agreements negotiated between the police unions and the City of Seattle.

Proposed Technical

Final Adjustments for Standard Cost Changes

Expenditures	\$(10,047)
--------------	------------

Citywide technical adjustments made in the proposed phase reflect changes to internal services costs, including rates from the Department of Finance & Administrative Services, Seattle Information Technology Department, Seattle Department of Human Resources, and for healthcare for the department. These adjustments reflect final decisions about these costs made during the Proposed Phase of the budget process.

Police Relief and Pension

Expenditure Overview

	2023 Actuals	2024 Adopted	2025 Proposed	2026 Proposed
Appropriations				
PPEN - BO-PP-RP604 - Police Relief and Pension				
61060 - Police Relief & Pension Fund	17,229,050	26,748,732	22,464,953	22,517,572
Total for BSL: BO-PP-RP604	17,229,050	26,748,732	22,464,953	22,517,572
Department Total	17,229,050	26,748,732	22,464,953	22,517,572
Department Full-Time Equivalents Total*	3.00	3.00	3.00	3.00

* FTE totals are provided for informational purposes only. Changes in FTEs resulting from City Council or Human Resources Director actions outside of the budget process may not be detailed here

Budget Summary by Fund Police Relief and Pension

	2023 Actuals	2024 Adopted	2025 Proposed	2026 Proposed
61060 - Police Relief & Pension Fund	17,229,050	26,748,732	22,464,953	22,517,572
Budget Totals for PPEN	17,229,050	26,748,732	22,464,953	22,517,572

Revenue Overview

2025 Estimated Revenues

Account Code	Account Name	2023 Actuals	2024 Adopted	2025 Proposed	2026 Proposed
360400	Unclaimed Money/Property Sales	155,237	117,000	119,000	122,000
360430	Employr Pnsn Contributions	12,560,724	22,572,313	16,072,313	15,822,313
Total Revenues for: 61060 - Police Relief & Pension Fund		12,715,961	22,689,313	16,191,313	15,944,313
400000	Use of/Contribution to Fund Balance	-	4,059,419	6,273,640	6,573,259
Total Resources for: 61060 - Police Relief & Pension Fund		12,715,961	26,748,732	22,464,953	22,517,572
Total PPEN Resources		12,715,961	26,748,732	22,464,953	22,517,572

Police Relief and Pension

Appropriations by Budget Summary Level and Program

PPEN - BO-PP-RP604 - Police Relief and Pension

The purpose of the Police Relief and Pension Budget Summary Level is to provide responsive benefit services to eligible active-duty and retired Seattle police officers.

Program Expenditures	2023 Actuals	2024 Adopted	2025 Proposed	2026 Proposed
Death Benefits	27,082	18,000	25,000	25,000
Leadership and Administration	1,142,338	971,983	1,239,953	1,292,572
Long-Term Care	4,823,287	-	-	-
Medical Benefits	6,959,999	15,380,000	13,800,000	13,800,000
Pensions	4,276,343	10,378,749	7,400,000	7,400,000
Total	17,229,050	26,748,732	22,464,953	22,517,572
Full-time Equivalents Total*	3.00	3.00	3.00	3.00

**FTE totals are provided for informational purposes only. Changes in FTEs resulting from City Council or Human Resources Director actions outside of the budget process may not be detailed here*

The following information summarizes the programs in Police Relief and Pension Budget Summary Level:

Death Benefits

Expenditures/FTE	2023 Actuals	2024 Adopted	2025 Proposed	2026 Proposed
Death Benefits	27,082	18,000	25,000	25,000

Leadership and Administration

Expenditures/FTE	2023 Actuals	2024 Adopted	2025 Proposed	2026 Proposed
Leadership and Administration	1,142,338	971,983	1,239,953	1,292,572
Full Time Equivalents Total	3.00	3.00	3.00	3.00

Long-Term Care

Expenditures/FTE	2023 Actuals	2024 Adopted	2025 Proposed	2026 Proposed
Long-Term Care	4,823,287	-	-	-

Medical Benefits

Expenditures/FTE	2023 Actuals	2024 Adopted	2025 Proposed	2026 Proposed
Medical Benefits	6,959,999	15,380,000	13,800,000	13,800,000

Police Relief and Pension

Pensions

	2023	2024	2025	2026
Expenditures/FTE	Actuals	Adopted	Proposed	Proposed
Pensions	4,276,343	10,378,749	7,400,000	7,400,000

Seattle City Light

Dawn Lindell, General Manager & CEO

(206) 684-3500

<https://www.seattle.gov/city-light>

Department Overview

Seattle City Light was created by the residents of Seattle in 1902 to safely provide affordable, reliable, and environmentally sound electric power to the City of Seattle and neighboring suburbs. Owned by the community it serves, City Light is a nationally recognized leader in energy efficiency, renewable resources, and environmental stewardship.

City Light provides electric power to approximately 503,000 residential, business, and industrial customers within a 131-square-mile service area. City Light serves the City of Seattle and surrounding jurisdictions, including parts of Shoreline, Burien, Tukwila, SeaTac, Lake Forest Park, Renton, Normandy Park, and areas of unincorporated King County.

City Light is the nation's ninth largest publicly owned electric utility in terms of customers served. On average, City Light produces about 50% of its energy through the six hydroelectric dams that it owns and operates with additional sourced hydroelectric and renewable energy from Bonneville Power Administration and marketplace purchases.

Budget Snapshot

	2023 Actuals	2024 Adopted	2025 Proposed	2026 Proposed
Department Support				
Other Funding - Operating	1,046,261,675	1,085,384,449	1,222,498,607	1,297,621,066
Total Operations	1,046,261,675	1,085,384,449	1,222,498,607	1,297,621,066
Capital Support				
Other Funding - Capital	397,625,135	446,028,129	482,745,706	516,881,129
Total Capital	397,625,135	446,028,129	482,745,706	516,881,129
Total Appropriations	1,447,591,275	1,531,412,579	1,705,244,313	1,814,502,196

Full-Time Equivalents Total* 1,806.80 1,809.80 1,818.80 1,821.80

* FTE totals are provided for informational purposes only. Changes in FTEs resulting from City Council or Human Resources Director actions outside of the budget process may not be detailed here

Budget Overview

The Seattle City Light [2025-2030 Strategic Plan Update](#) and associated rate path were approved by Council in September 2024, and the 2025-2026 Proposed Budget reflects the strategic priorities outlined in this plan. In keeping with the department's commitment to financial health and affordability, proposed changes are primarily net-zero reprioritizations necessary to support the strategic priorities and outcomes described in the approved plan.

Cost drivers in the utility's operating budget include power purchases, increases due to growing electrification, inflationary cost pressures, and an increasingly complex physical and regulatory environment. To minimize the

Seattle City Light

impact of these increases, the utility reviewed spending and took reductions in several areas including consulting, supplies, and travel and training.

City Light's capital program increases by 6.5% (\$30 million) in 2025 and 15% (\$65 million) in 2026 to accommodate growth in several areas. These include substation power transformer replacements, critical IT and security investments, Georgetown Steam Plant maintenance, and Sound Transit 3 revenue-backed work. Also, to enhance public safety, \$1 million annually was added from the General Fund to the streetlighting capital budget to support adding new lights in areas experiencing higher crime rates.

To support the capital program and other eligible City Light costs, the 2025-2026 Proposed Budget anticipates a 2025 bond issue of approximately \$300 million.

Retail revenues are the primary source of revenue for City Light. Retail revenues are expected to increase significantly as demand for electricity increases, fueled by electrification of buildings and transportation as the City progresses on climate commitments. Retail revenues also reflect a rate increases and a temporary Rate Stabilization Account (RSA) surcharge that went into effect in January 2024 after the RSA was depleted. The RSA is a cash reserve that supplements wholesale revenues, which are currently projected to be below forecast due to lower-than-expected precipitation and snowpack as well as higher-than-expected energy prices in the wholesale market.

Seattle City Light

Incremental Budget Changes

Seattle City Light

	Dollars	FTE
2025 Beginning Budget	1,535,504,919	1809.80
Baseline		
Bargained Annual Wage and Market Wage Increases to Base Budget	17,479,680	-
Proposed Operating		
Purchased Power	72,423,776	-
Reduce Volatility in Power Supply Costs	1,160,447	2.00
Support Customer Adoption of Transportation and Building Electrification	414,508	2.00
Enhance Response to Environmental Change	1,479,769	2.00
O&M Reductions	(2,297,095)	-
Proposed Capital		
Utility Technology Roadmap	4,407,333	-
Distributed Energy Resources	1,680,000	-
Georgetown Steam Plant	-	-
Sound Transit 3	3,175,000	2.00
Annual Capital Spending Adjustments	23,362,903	1.00
Proposed Technical		
Bargained Annual Wage and Market Wage Increases to Base Budget – Local 77	19,193,223	-
Final Adjustments for Standard Cost Changes	(1,992,853)	-
Technical Changes	29,252,703	-
SCL Revenues 2025-26	-	-
Total Incremental Changes	\$169,739,394	9.00
Total 2025 Proposed Budget	\$1,705,244,313	1818.80

Description of Incremental Budget Changes

Baseline

Bargained Annual Wage and Market Wage Increases to Base Budget

Expenditures \$17,479,680

This centrally administered change adjusts appropriations to reflect the Annual Wage Increases and Market Adjustments, as outlined in the agreements between the City and the Coalition of Unions or other standalone Unions, for personnel costs included in this department's baseline budget. This includes increases to salary, FICA, Medicare, retirement, overtime and temporary labor.

Seattle City Light

Proposed Operating

Purchased Power

Expenditures	\$72,423,776
--------------	--------------

This item adds funding for increasing costs of power and transmission from City Light's contract with the Bonneville Power Administration, as well as increases in purchases from the wholesale market. In addition, to meet anticipated load growth and comply with new emissions regulations, this item supports adding new long-term contracted renewable energy resources.

Reduce Volatility in Power Supply Costs

Expenditures	\$1,160,447
Position Allocation	2.00

This item adds two positions and \$1.2 million to support growth in two areas: the first is to prepare for and ensure that there is transmission system capacity to deliver additional clean electricity to the service territory as electricity demands increase due to vehicle and building electrification, and the second is to analyze and prepare for new opportunities in emergent day-ahead energy markets.

Support Customer Adoption of Transportation and Building Electrification

Expenditures	\$414,508
Position Allocation	2.00

This item adds two positions to support distribution planning and power systems automation, and to support physical infrastructure and technology systems to adequately and safely support increased load from customers due to increasing vehicle and building electrification. Recent state and federal clean energy legislation provides incentives for customers to electrify homes, businesses, and vehicles, accelerating the transition (building electrification load, for example, is growing three times faster than assumed in the previous forecast). In addition, Seattle's recently adopted Building Emissions Performance Standard will prompt significant electrification investments in commercial and multifamily properties in the coming years.

Enhance Response to Environmental Change

Expenditures	\$1,479,769
Position Allocation	2.00

This request adds \$1.5 million and two positions to fund emergent needs in vegetation management and cybersecurity. Contract costs for vegetation management have been increasing and this adjustment provides funding at a level that maintains the multi-year tree trimming cycle. Funding will also go to clearing tree canopy near transmission lines that have become a wildfire threat with climate change. The 2.0 FTE adds are in cybersecurity and will help address the increasing cyber risk the utility faces, including developing a cyber security governance structure, risk framework, process improvements, and the operational capabilities needed to safeguard critical technology and ensure compliance with regulatory frameworks including the North American Electric Reliability Corporation (NERC) Cyber Security Standards.

Operations and Maintenance Reductions

Expenditures	\$(2,297,095)
--------------	---------------

To balance the incremental spending increases, a review of all non-labor O&M budgets identified funds for redeployment. Reductions are taken throughout the department where there was underspend in 2023, including consulting, travel and training, and supplies.

Seattle City Light

Proposed Capital

Utility Technology Roadmap

Expenditures	\$4,407,333
--------------	-------------

This adjustment establishes an ongoing CIP budget for the Utility Technology Roadmap program that gradually ramps up over time to keep up with technology needs across the utility. This area of utility operations continues to grow as software updates and critical IT projects that are essential to the utility's operating and business needs (like Cybersecurity, Grid Modernization, an Enterprise Document Management) are required.

Distributed Energy Resources

Expenditures	\$1,680,000
--------------	-------------

This adjustment does two things: it augments program management resources to oversee an expanded portfolio of energy efficiency programs to cost-effectively meet our energy efficiency targets and provide a least-cost resource to the utility; and it provides funding for a limited-scale Community Solar Program.

Georgetown Steam Plant

Expenditures	-
--------------	---

This item funds the repair of the entire exterior envelope at the Georgetown Steam Plant as it is the best way to ensure the concrete walls do not degrade further and increase expense. The exterior wall repair will be supervised by City Light staff, third party subject matter experts, and a design engineer to verify compliance with codes and specifications. The funding for this project begins in 2026 and total project cost is estimated to be \$12 million when complete.

Sound Transit 3

Expenditures	\$3,175,000
Position Allocation	2.00

This item adds two positions and additional resources necessary to meet required timelines with the Sound Transit Light Rail Extensions. This project supports the expansion of the regional transit system by reconfiguring the City Light distribution system to accommodate Sound Transit facilities and provide electrical service to the rail extensions. It is fully revenue-backed. This request addresses the need for the addition of a dedicated team of both sunset and permanent roles to support the project ramp up and the ongoing project management.

Annual Capital Spending Adjustments

Expenditures	\$23,362,903
Position Allocation	1.00

The CIP Overview request details changes in the CIP related to the normal refinement of work schedules and the ongoing reprioritization of capital work. The proposed 6-year Capital Improvement Program plan is within the overall amounts in the Adopted 2024-2029 CIP plan and is consistent with the adopted strategic plan rate path. The 2025-2030 CIP plan was achieved by identifying offsetting reductions and project deferrals in the proposed CIP plan to accommodate increased spending to meet strategic priorities, fund new projects and align funding with historical spending. Also included in the proposal is offsetting revenue reimbursements for any increases in customer-driven work.

Seattle City Light

Proposed Technical

Bargained Annual Wage and Market Wage Increases to Base Budget – Local 77

Expenditures \$19,193,223

This centrally administered change adjusts appropriations to reflect the Annual Wage Increases and Market Adjustments for personnel costs included in this department's budget, as agreed on by the City and Local 77 bargaining units. This includes increases to salary, FICA, Medicare, retirement, overtime and temporary labor.

Final Adjustments for Standard Cost Changes

Expenditures \$(1,992,853)

These technical adjustments reflect changes to costs for cross-departmental services, including rates from the Department of Finance & Administrative Services, Seattle Information Technology Department, Seattle Department of Human Resources, and for healthcare.

Technical Changes

Expenditures \$29,252,703

This technical adjustment includes increases associated with inflation, AWI, inventory adjustments, maintenance, and customer incentives for electrification. In addition, various adjustments to purchased power, debt service, and taxes are represented. These adjustments are consistent with the 2025-2030 Strategic Plan and proposed rates.

SCL Revenues 2025-26

Revenues \$172,831,734

This technical adjustment reflects incremental revenue impacts coming from a higher forecast for retail sales, approved rate increases, revenues netted from wholesale market transactions and transfers from the construction fund.

Seattle City Light

Expenditure Overview

	2023 Actuals	2024 Adopted	2025 Proposed	2026 Proposed
Appropriations				
SCL - BC-CL-W - Conservation & Environmental - CIP				
41000 - Light Fund	33,879,649	50,154,658	49,577,261	49,814,383
Total for BSL: BC-CL-W	33,879,649	50,154,658	49,577,261	49,814,383
SCL - BC-CL-X - Power Supply - CIP				
41000 - Light Fund	116,670,079	91,969,182	109,113,797	116,315,408
Total for BSL: BC-CL-X	116,670,079	91,969,182	109,113,797	116,315,408
SCL - BC-CL-Y - Transmission and Distribution - CIP				
41000 - Light Fund	146,459,322	204,628,158	202,429,929	210,402,811
Total for BSL: BC-CL-Y	146,459,322	204,628,158	202,429,929	210,402,811
SCL - BC-CL-Z - Customer Focused - CIP				
41000 - Light Fund	104,320,549	99,276,131	121,624,718	140,348,527
Total for BSL: BC-CL-Z	104,320,549	99,276,131	121,624,718	140,348,527
SCL - BO-CL-A - Leadership and Administration				
41000 - Light Fund	-	45	-	-
Total for BSL: BO-CL-A	-	45	-	-
SCL - BO-CL-ADMIN - Leadership and Administration				
41000 - Light Fund	131,047,120	167,344,334	184,947,007	198,391,171
Total for BSL: BO-CL-ADMIN	131,047,120	167,344,334	184,947,007	198,391,171
SCL - BO-CL-CUSTCARE - Customer Care				
41000 - Light Fund	49,268,673	54,446,053	69,198,345	72,187,447
Total for BSL: BO-CL-CUSTCARE	49,268,673	54,446,053	69,198,345	72,187,447
SCL - BO-CL-DEBTSRVC - Debt Service				
41000 - Light Fund	244,968,394	255,243,609	248,088,787	259,008,143
Total for BSL: BO-CL-DEBTSRVC	244,968,394	255,243,609	248,088,787	259,008,143
SCL - BO-CL-PWRSUPPLY - Power Supply O&M				
41000 - Light Fund	368,876,302	344,349,303	417,829,443	456,037,112
Total for BSL: BO-CL-PWRSUPPLY	368,876,302	344,349,303	417,829,443	456,037,112
SCL - BO-CL-TAXES - Taxes				
41000 - Light Fund	114,856,449	120,555,101	131,104,154	134,369,021
Total for BSL: BO-CL-TAXES	114,856,449	120,555,101	131,104,154	134,369,021

Seattle City Light

SCL - BO-CL-UTLOPS - Utility Operations O&M

41000 - Light Fund	137,226,138	143,446,005	171,330,872	177,628,173
Total for BSL: BO-CL-UTLOPS	137,226,138	143,446,005	171,330,872	177,628,173

SCL - BO-CL-V - Environmental Affairs O&M

41000 - Light Fund	18,600	-	-	-
Total for BSL: BO-CL-V	18,600	-	-	-

Department Total **1,447,591,279** **1,531,412,579** **1,705,244,313** **1,814,502,196**

Department Full-Time Equivalents Total* **1,801.80** **1,809.80** **1,818.80** **1,821.80**

** FTE totals are provided for informational purposes only. Changes in FTEs resulting from City Council or Human Resources Director actions outside of the budget process may not be detailed here*

Budget Summary by Fund Seattle City Light

	2023	2024	2025	2026
	Actuals	Adopted	Proposed	Proposed
41000 - Light Fund	1,447,591,279	1,531,412,579	1,705,244,313	1,814,502,196
Budget Totals for SCL	1,447,591,279	1,531,412,579	1,705,244,313	1,814,502,196

Appropriations by Budget Summary Level and Program

SCL - BC-CL-W - Conservation & Environmental - CIP

The purpose of the Conservation & Environmental - CIP Budget Summary Level is to provide for the costs of conservation incentives and other energy efficiency programs. This Budget Summary Level also supports the utility's renewable resource development programs, hydroelectric relicensing, and real estate.

Program Expenditures	2023	2024	2025	2026
	Actuals	Adopted	Proposed	Proposed
Conservation & Environmental	32,204,569	45,296,321	49,577,261	49,814,383
FINANCE AND IT SYSTEMS	1,675,081	4,858,337	0	0
Total	33,879,649	50,154,658	49,577,261	49,814,383

**FTE totals are provided for informational purposes only. Changes in FTEs resulting from City Council or Human Resources Director actions outside of the budget process may not be detailed here*

The following information summarizes the programs in Conservation & Environmental - CIP Budget Summary Level:

Seattle City Light

Conservation & Environmental

	2023	2024	2025	2026
Expenditures/FTE	Actuals	Adopted	Proposed	Proposed
Conservation & Environmental	32,204,569	45,296,321	49,577,261	49,814,383

FINANCE AND IT SYSTEMS

	2023	2024	2025	2026
Expenditures/FTE	Actuals	Adopted	Proposed	Proposed
FINANCE AND IT SYSTEMS	1,675,081	4,858,337	0	0

SCL - BC-CL-X - Power Supply - CIP

The purpose of the Power Supply - CIP Budget Summary Level is to provide for the capital costs of electrification, facility improvements, maintaining the physical generating plant and associated power licenses, and regulatory requirements. This Budget Summary Level supports capital projects identified in the department's Capital Improvement Plan.

Program Expenditures	2023	2024	2025	2026
	Actuals	Adopted	Proposed	Proposed
BOUNDARY	45,388,634	34,553,098	34,790,086	30,919,826
CEDAR FALLS - TOLT	10,860,696	4,095,481	8,876,907	8,568,131
FLEETS AND FACILITIES	28,046,553	28,671,752	27,417,860	32,917,181
POWER SUPPLY OTHER	1,406,782	1,340,534	1,199,460	1,113,087
SKAGIT	30,967,414	23,308,317	36,829,485	42,797,183
Total	116,670,079	91,969,182	109,113,797	116,315,408
Full-time Equivalents Total*	67.62	70.62	70.62	70.62

**FTE totals are provided for informational purposes only. Changes in FTEs resulting from City Council or Human Resources Director actions outside of the budget process may not be detailed here*

The following information summarizes the programs in Power Supply - CIP Budget Summary Level:

BOUNDARY

The Boundary program funds the capital costs for the Boundary physical generating plant and associated regulatory requirements.

	2023	2024	2025	2026
Expenditures/FTE	Actuals	Adopted	Proposed	Proposed
BOUNDARY	45,388,634	34,553,098	34,790,086	30,919,826
Full Time Equivalents Total	41.28	44.28	44.28	44.28

CEDAR FALLS - TOLT

Seattle City Light

The Cedar Falls - Tolt program funds the capital costs for the Cedar Falls - Tolt physical generating plant and associated regulatory requirements.

	2023	2024	2025	2026
Expenditures/FTE	Actuals	Adopted	Proposed	Proposed
CEDAR FALLS - TOLT	10,860,696	4,095,481	8,876,907	8,568,131

FLEETS AND FACILITIES

The Fleets and Facilities program funds the capital costs for the fleet replacement program and facility improvements.

	2023	2024	2025	2026
Expenditures/FTE	Actuals	Adopted	Proposed	Proposed
FLEETS AND FACILITIES	28,046,553	28,671,752	27,417,860	32,917,181
Full Time Equivalents Total	6.49	6.49	6.49	6.49

POWER SUPPLY OTHER

The Power Supply Other program funds the capital costs for the generating plant and regulatory requirements of facilities not included in the other programs.

	2023	2024	2025	2026
Expenditures/FTE	Actuals	Adopted	Proposed	Proposed
POWER SUPPLY OTHER	1,406,782	1,340,534	1,199,460	1,113,087
Full Time Equivalents Total	4.00	4.00	4.00	4.00

SKAGIT

The Skagit program funds the capital costs for the Skagit physical generating plant and associated regulatory requirements.

	2023	2024	2025	2026
Expenditures/FTE	Actuals	Adopted	Proposed	Proposed
SKAGIT	30,967,414	23,308,317	36,829,485	42,797,183
Full Time Equivalents Total	15.85	15.85	15.85	15.85

SCL - BC-CL-Y - Transmission and Distribution - CIP

The purpose of the Transmission and Distribution - CIP Budget Summary Level is to provide for the capital costs of installation, major maintenance, rehabilitation, and replacement of transmission lines, substations, distribution feeders, transformers, and other elements of the utility's transmission and distribution systems. This Budget Summary Level supports capital projects identified in the department's Capital Improvement Plan.

Program Expenditures	2023	2024	2025	2026
	Actuals	Adopted	Proposed	Proposed
DISTRIBUTION OTHER	16,420,256	23,161,648	32,318,728	28,806,648
NETWORK	19,918,037	22,731,448	21,782,321	24,417,940
RADIAL	74,069,837	118,698,270	115,049,193	123,681,678

Seattle City Light

SUBSTATIONS	27,677,058	24,940,787	30,353,073	30,441,758
TRANSMISSION	8,374,134	15,096,005	2,926,614	3,054,787
Total	146,459,322	204,628,158	202,429,929	210,402,811
Full-time Equivalents Total*	269.54	269.54	269.54	269.54

**FTE totals are provided for informational purposes only. Changes in FTEs resulting from City Council or Human Resources Director actions outside of the budget process may not be detailed here*

The following information summarizes the programs in Transmission and Distribution - CIP Budget Summary Level:

DISTRIBUTION OTHER

The Distribution Other program funds the capital costs for the installation, major maintenance, rehabilitation, and replacement of other elements of the utility's transmission and distribution systems not included in other programs.

	2023	2024	2025	2026
Expenditures/FTE	Actuals	Adopted	Proposed	Proposed
DISTRIBUTION OTHER	16,420,256	23,161,648	32,318,728	28,806,648
Full Time Equivalents Total	20.03	20.03	20.03	20.03

NETWORK

The Network program funds the capital costs for the installation, major maintenance, rehabilitation, and replacement of network system equipment.

	2023	2024	2025	2026
Expenditures/FTE	Actuals	Adopted	Proposed	Proposed
NETWORK	19,918,037	22,731,448	21,782,321	24,417,940
Full Time Equivalents Total	37.85	37.85	37.85	37.85

RADIAL

The Radial program funds the capital costs for the installation, major maintenance, rehabilitation, and replacement of radial system equipment.

	2023	2024	2025	2026
Expenditures/FTE	Actuals	Adopted	Proposed	Proposed
RADIAL	74,069,837	118,698,270	115,049,193	123,681,678
Full Time Equivalents Total	108.98	108.98	108.98	108.98

SUBSTATIONS

The Substation program funds the capital costs for the installation, major maintenance, rehabilitation, and replacement of substation equipment.

	2023	2024	2025	2026
Expenditures/FTE	Actuals	Adopted	Proposed	Proposed

Seattle City Light

SUBSTATIONS	27,677,058	24,940,787	30,353,073	30,441,758
Full Time Equivalents Total	91.29	91.29	91.29	91.29

TRANSMISSION

The Transmission program funds the capital costs for the installation, major maintenance, rehabilitation, and replacement of transmission lines and other elements of the utility's transmission system.

	2023 Actuals	2024 Adopted	2025 Proposed	2026 Proposed
Expenditures/FTE				
TRANSMISSION	8,374,134	15,096,005	2,926,614	3,054,787
Full Time Equivalents Total	11.39	11.39	11.39	11.39

SCL - BC-CL-Z - Customer Focused - CIP

The purpose of the Customer Focused - CIP Budget Summary Level is to provide for the capital costs of rehabilitation and replacement of the utility's financial systems and information technology infrastructure, the development and implementation of large software applications, customer service connections, meters, and other customer-driven projects, including large inter-agency projects requiring utility services or relocations. This Budget Summary Level supports capital projects identified in the department's Capital Improvement Plan.

Program Expenditures	2023 Actuals	2024 Adopted	2025 Proposed	2026 Proposed
CUSTOMER AND BILLING	166,354	-	-	-
CUSTOMER IT SYSTEMS	952,917	1,655,376	4,597,037	4,556,923
CUSTOMER OTHER	-	-	-	-
LOCAL JURISDICTIONS	14,706,601	15,412,907	19,760,132	22,759,106
SERVICE CONNECTIONS	78,471,509	72,128,830	84,748,147	91,761,366
TRANSPORTATION RELOCATIONS	10,023,169	10,079,018	12,519,402	11,515,029
Total	104,320,549	99,276,131	121,624,718	140,348,527
Full-time Equivalents Total*	181.74	181.74	183.74	183.74

**FTE totals are provided for informational purposes only. Changes in FTEs resulting from City Council or Human Resources Director actions outside of the budget process may not be detailed here*

The following information summarizes the programs in Customer Focused - CIP Budget Summary Level:

CUSTOMER AND BILLING

The Customer and Billing program provides the funding to support a portion of the customer billing functions at the utility and to fund City Light's customer call center improvement program.

	2023 Actuals	2024 Adopted	2025 Proposed	2026 Proposed
Expenditures/FTE				
CUSTOMER AND BILLING	166,354	-	-	-

Seattle City Light

CUSTOMER IT SYSTEMS

The Customer IT Systems program provides for the capital costs of rehabilitation and replacement of the utility's customer information technology infrastructure, and the development and implementation of large software applications. This program supports capital projects identified in the department's Capital Improvement Plan.

	2023 Actuals	2024 Adopted	2025 Proposed	2026 Proposed
Expenditures/FTE				
CUSTOMER IT SYSTEMS	952,917	1,655,376	4,597,037	4,556,923

CUSTOMER OTHER

The Customer Other program provides funding to support the customer service engineering program and the Neighborhood Voluntary Undergrounding program.

	2023 Actuals	2024 Adopted	2025 Proposed	2026 Proposed
Expenditures/FTE				
CUSTOMER OTHER	-	-	-	-
Full Time Equivalents Total	1.00	1.00	1.00	1.00

LOCAL JURISDICTIONS

The Local Jurisdictions program funds the capital costs for projects in local jurisdictions requiring utility services or relocations.

	2023 Actuals	2024 Adopted	2025 Proposed	2026 Proposed
Expenditures/FTE				
LOCAL JURISDICTIONS	14,706,601	15,412,907	19,760,132	22,759,106
Full Time Equivalents Total	16.90	16.90	16.90	16.90

SERVICE CONNECTIONS

The Service Connections program funds the capital costs of customer service connections and meters.

	2023 Actuals	2024 Adopted	2025 Proposed	2026 Proposed
Expenditures/FTE				
SERVICE CONNECTIONS	78,471,509	72,128,830	84,748,147	91,761,366
Full Time Equivalents Total	148.87	148.87	148.87	148.87

TRANSPORTATION RELOCATIONS

The Transportation Relocations program funds the capital costs for large inter-agency transportation projects requiring utility services or relocations.

	2023 Actuals	2024 Adopted	2025 Proposed	2026 Proposed
Expenditures/FTE				
TRANSPORTATION RELOCATIONS	10,023,169	10,079,018	12,519,402	11,515,029

Seattle City Light

Full Time Equivalents Total	14.97	14.97	16.97	16.97
-----------------------------	-------	-------	-------	-------

SCL - BO-CL-A - Leadership and Administration

The purpose of the Leadership and Administration Budget Summary Level is to provide overall management and policy direction for Seattle City Light and to provide core management and administrative services such as communications, finance, human resources, facility management and IT program support. This BSL is also utilized to provide for the general expenses of the utility that are not attributable to a specific organizational unit such as insurance and bond issue costs, legal fees, indirect costs related to employee benefits and PTO, general claims costs, and services provided by the City's internal services departments through the central cost allocation mechanism.

Program Expenditures	2023 Actuals	2024 Adopted	2025 Proposed	2026 Proposed
PEOPLE AND CULTURE ADMIN O&M	-	45	-	-
Total	-	45	-	-

**FTE totals are provided for informational purposes only. Changes in FTEs resulting from City Council or Human Resources Director actions outside of the budget process may not be detailed here*

SCL - BO-CL-ADMIN - Leadership and Administration

The purpose of the Leadership and Administration Budget Summary Level is to provide overall management and policy direction for Seattle City Light and to provide core management and administrative services such as communications, finance, human resources, facility management and IT program support. This BSL is also utilized to provide for the general expenses of the utility that are not attributable to a specific organizational unit such as insurance and bond issue costs, legal fees, indirect costs related to employee benefits and PTO, general claims costs, and services provided by the City's internal services departments through the central cost allocation mechanism.

Program Expenditures	2023 Actuals	2024 Adopted	2025 Proposed	2026 Proposed
City Indirect Costs	45,488,942	48,829,388	45,989,463	49,067,619
Current Year Inventory	-	8,000,000	-	-
Department GA Indirect Recovery	(63,289,260)	(49,880,307)	(51,563,868)	(51,941,507)
Departmental Indirect Costs	132,174,019	127,458,583	164,673,973	171,608,770
Divisional Indirect	18,658,108	26,795,068	24,655,936	25,741,721
PTO and Benefits Indirect Costs	(1,984,689)	6,141,602	1,191,503	3,914,568
Total	131,047,120	167,344,334	184,947,007	198,391,171
Full-time Equivalents Total*	558.88	558.88	558.88	558.88

**FTE totals are provided for informational purposes only. Changes in FTEs resulting from City Council or Human Resources Director actions outside of the budget process may not be detailed here*

The following information summarizes the programs in Leadership and Administration Budget Summary Level:

City Indirect Costs

The City Indirect Costs program funds the costs for city services that are provided to the utility.

Seattle City Light

Expenditures/FTE	2023 Actuals	2024 Adopted	2025 Proposed	2026 Proposed
City Indirect Costs	45,488,942	48,829,388	45,989,463	49,067,619

Current Year Inventory

Expenditures/FTE	2023 Actuals	2024 Adopted	2025 Proposed	2026 Proposed
Current Year Inventory	-	8,000,000	-	-

Department GA Indirect Recovery

The Department General and Administrative Indirect Recovery program offsets the overhead costs applied to the capital programs in the Leadership and Administration BSL.

Expenditures/FTE	2023 Actuals	2024 Adopted	2025 Proposed	2026 Proposed
Department GA Indirect Recovery	(63,289,260)	(49,880,307)	(51,563,868)	(51,941,507)

Departmental Indirect Costs

The Department Indirect Costs program funds departmentwide O&M services that support other programs.

Expenditures/FTE	2023 Actuals	2024 Adopted	2025 Proposed	2026 Proposed
Departmental Indirect Costs	132,174,019	127,458,583	164,673,973	171,608,770
Full Time Equivalents Total	505.53	505.53	505.53	505.53

Divisional Indirect

The Divisional Indirect Costs program funds Administrative and General O&M services in operational divisions.

Expenditures/FTE	2023 Actuals	2024 Adopted	2025 Proposed	2026 Proposed
Divisional Indirect	18,658,108	26,795,068	24,655,936	25,741,721
Full Time Equivalents Total	53.35	53.35	53.35	53.35

PTO and Benefits Indirect Costs

The Pooled Benefits Indirect Costs program funds costs for health and dental insurance, workers compensation, and unemployment insurance contributions.

Expenditures/FTE	2023 Actuals	2024 Adopted	2025 Proposed	2026 Proposed
PTO and Benefits Indirect Costs	(1,984,689)	6,141,602	1,191,503	3,914,568

Seattle City Light

SCL - BO-CL-CUSTCARE - Customer Care

The purpose of the Customer Service Budget Summary Level is to provide customer experience support specific to customer information systems and to implement demand-side conservation measures that offset the need for additional generation resources.

Program Expenditures	2023 Actuals	2024 Adopted	2025 Proposed	2026 Proposed
Conservation Expenses	3,890,480	5,037,314	9,732,494	11,194,319
Customer Accounts & Services	45,378,192	49,408,739	59,465,851	60,993,128
Total	49,268,673	54,446,053	69,198,345	72,187,447
Full-time Equivalents Total*	132.15	132.15	132.15	132.15

**FTE totals are provided for informational purposes only. Changes in FTEs resulting from City Council or Human Resources Director actions outside of the budget process may not be detailed here*

The following information summarizes the programs in Customer Care Budget Summary Level:

Conservation Expenses

The Conservation Expenses program provides O&M funding for demand-side conservation measures that offset the need for additional generation resources.

Expenditures/FTE	2023 Actuals	2024 Adopted	2025 Proposed	2026 Proposed
Conservation Expenses	3,890,480	5,037,314	9,732,494	11,194,319

Customer Accounts & Services

The Customer Accounts and Services program provides O&M funding for customer experience support.

Expenditures/FTE	2023 Actuals	2024 Adopted	2025 Proposed	2026 Proposed
Customer Accounts & Services	45,378,192	49,408,739	59,465,851	60,993,128
Full Time Equivalents Total	132.15	132.15	132.15	132.15

SCL - BO-CL-DEBTSRVC - Debt Service

The purpose of the Debt Service Budget Summary Level is to meet principal repayment and interest obligations on funds borrowed to meet City Light's capital expenditure requirements.

Program Expenditures	2023 Actuals	2024 Adopted	2025 Proposed	2026 Proposed
Debt Service	244,968,394	255,243,609	248,088,787	259,008,143
Total	244,968,394	255,243,609	248,088,787	259,008,143

Seattle City Light

**FTE totals are provided for informational purposes only. Changes in FTEs resulting from City Council or Human Resources Director actions outside of the budget process may not be detailed here*

SCL - BO-CL-PWRSUPPLY - Power Supply O&M

The purpose of the Power Supply O&M Budget Summary Level is to support transportation electrification, solar, and other technologies; implement demand-side conservation measures that offset the need for additional generation resources; and monitor compliance with federal electric reliability standards. The power marketing operations of the utility are also included in this Budget Summary Level.

Program Expenditures	2023 Actuals	2024 Adopted	2025 Proposed	2026 Proposed
Purchased Power/Power Supply	368,876,302	344,349,303	417,829,443	456,037,112
Total	368,876,302	344,349,303	417,829,443	456,037,112
Full-time Equivalents Total*	64.95	69.95	71.95	74.95

**FTE totals are provided for informational purposes only. Changes in FTEs resulting from City Council or Human Resources Director actions outside of the budget process may not be detailed here*

SCL - BO-CL-TAXES - Taxes

The purpose of the Taxes Budget Summary Level is to pay City Light's legally required tax payments for state, city, and local jurisdictions. This Budget Summary Level includes funding for franchise contract payments negotiated with local jurisdictions in City Light's service territory.

Program Expenditures	2023 Actuals	2024 Adopted	2025 Proposed	2026 Proposed
Taxes	114,856,449	120,555,101	131,104,154	134,369,021
Total	114,856,449	120,555,101	131,104,154	134,369,021

**FTE totals are provided for informational purposes only. Changes in FTEs resulting from City Council or Human Resources Director actions outside of the budget process may not be detailed here*

SCL - BO-CL-UTILOPS - Utility Operations O&M

The purpose of the Utility Operations O&M Budget Summary Level is to provide reliable electricity to customers through operation and maintenance of City Light's power production facilities, substations, transmission systems, and overhead and underground distribution systems in a clean, safe, efficient, reliable, and environmentally responsible manner. The utility's energy delivery engineering, power production engineering, generation operations, asset management, power system functions, renewable resource development programs, hydroelectric relicensing, and real estate are also included in this Budget Summary Level.

Program Expenditures	2023 Actuals	2024 Adopted	2025 Proposed	2026 Proposed
Distribution O&M	75,133,584	83,242,592	90,547,664	93,451,464
Generation O&M	39,696,284	36,044,181	50,522,431	53,053,735
Transmission O&M	22,396,269	24,159,233	30,260,778	31,122,975

Seattle City Light

Total	137,226,138	143,446,005	171,330,872	177,628,173
Full-time Equivalents Total*	526.92	526.92	530.92	530.92
<i>*FTE totals are provided for informational purposes only. Changes in FTEs resulting from City Council or Human Resources Director actions outside of the budget process may not be detailed here</i>				

The following information summarizes the programs in Utility Operations O&M Budget Summary Level:

Distribution O&M

The Distribution Operations and Maintenance program funds the operation and maintenance of City Light's overhead and underground distribution systems.

	2023	2024	2025	2026
Expenditures/FTE	Actuals	Adopted	Proposed	Proposed
Distribution O&M	75,133,584	83,242,592	90,547,664	93,451,464
Full Time Equivalents Total	287.08	287.08	291.08	291.08

Generation O&M

The Generation Operations and Maintenance program funds the operation and maintenance of City Light's power production facilities.

	2023	2024	2025	2026
Expenditures/FTE	Actuals	Adopted	Proposed	Proposed
Generation O&M	39,696,284	36,044,181	50,522,431	53,053,735
Full Time Equivalents Total	125.63	125.63	125.63	125.63

Transmission O&M

The Transmission Operations and Maintenance program funds the operation and maintenance of City Light's substation and transmission systems.

	2023	2024	2025	2026
Expenditures/FTE	Actuals	Adopted	Proposed	Proposed
Transmission O&M	22,396,269	24,159,233	30,260,778	31,122,975
Full Time Equivalents Total	114.21	114.21	114.21	114.21

SCL - BO-CL-V - Environmental Affairs O&M

The purpose of the Environmental Affairs O&M Budget Summary Level is to help the utility generate and deliver energy in an environmentally responsible manner. This Budget Summary Level also supports the utility's renewable resource development programs, hydro relicensing, and real estate.

Program Expenditures	2023	2024	2025	2026
	Actuals	Adopted	Proposed	Proposed
ENVIRO AFFAIRS OPS O&M	18,600	-	-	-
Total	18,600	-	-	-

Seattle City Light

**FTE totals are provided for informational purposes only. Changes in FTEs resulting from City Council or Human Resources Director actions outside of the budget process may not be detailed here*

Seattle Public Utilities

Andrew Lee, General Manager & CEO

(206) 684-3000

<http://www.seattle.gov/util/>

Department Overview

Seattle Public Utilities (SPU) provides reliable, efficient and environmentally conscious utility services to enhance the quality of life and livability in all communities SPU serves. SPU operates three distinct utilities: Drainage and Wastewater, Solid Waste, and Water. These three utilities or Lines of Business maintain separate revenue sources, separate enterprise funds, and unique capital improvement projects, but share other capital projects and technology as well as common operations and administration.

Drainage and Wastewater: The Drainage and Wastewater Utility collects and disposes or discharges storm runoff and wastewater from residences, businesses, institutions, and public properties within the City. In addition to handling sewage and storm water runoff, Drainage and Wastewater works with other government agencies and private parties to address Federal EPA-mandated sediment cleanup projects where contamination is linked to storm water or sewage, such as Gas Works Park and the Lower Duwamish Waterway. Drainage and Wastewater systems include approximately 448 miles of separated sanitary sewers, 968 miles of combined sewers, 481 miles of storm drains, 67 pump stations, 82 permitted combined sewer overflow points, 591 storm drain outfalls, 578 water quality structures, 295 drainage flow control facilities, and 38 combined sewer overflow control detention tanks and pipes.

Solid Waste: The Solid Waste Utility collects and processes recycling, compostable, and residential and commercial garbage to promote public health and safety, quality of life, and environmental stewardship. The City owns and operates two transfer stations, two household hazardous waste facilities, a fleet of trucks and heavy equipment, and several closed landfills. The Solid Waste Capital Improvement Plan (CIP) supports the transfer stations, heavy equipment, and post-closure projects on landfills previously used by the City. In addition, SPU contracts with private companies who collect household refuse, compostable material, and recyclables. The companies deliver the material to recycling and composting facilities and to transfer stations for its ultimate processing or disposal. In concert with its waste handling and disposal activities, Solid Waste engages its customers in environmental sustainability programs that promote recycling, composting, and reducing waste generation. Solid Waste also works to keep Seattle clean by providing public litter cans and recycling bins across Seattle.

Water: The Water Utility provides reliable, clean, and safe water to more than 1.5 million customers in and around Seattle for consumption and other uses. The water delivery system extends from Edmonds to Des Moines and from Puget Sound to Lake Joy near Duvall. SPU delivers water directly to its customers in Seattle and adjacent areas and provides wholesale water to 21 suburban water utilities and interlocal associations for distribution to their customers. The Water Utility includes over 1,900 miles of pipeline, 30 pump stations, two primary water treatment plants, 11 booster chlorination facilities, three groundwater wells, and the Tolt and Cedar River watersheds (including over 103,000 acres of restricted-access, protected forestland). The Utility builds, operates, and maintains the City's water infrastructure to ensure system reliability, to conserve and enhance the region's environmental resources, and to protect public health and safety. SPU engages the community in conservation efforts to reduce water consumption.

Through these Lines of Business, SPU also manages a body of **General Fund** (GF) funded work. This includes the Clean City program, including litter abatement, illegal dumping remediation, and above-ground rodent control. General Fund supported services include services for the unsheltered and minimally housed, which includes Clean City programs like the Encampment Bag ("Purple Bag") Program and Clean City RV Remediation, as well as the Public Hygiene program providing public-access shower trailers. Other SPU GF-funded work includes maintaining survey markers throughout Seattle, standardizing construction specifications and planning documents, and maintaining engineering records for the City. The GF also funds SPU's Trees for Seattle Program, which works to maintain and increase the urban tree canopy in Seattle.

Seattle Public Utilities

SPU monitors its funds using Council-adopted financial performance metrics developed with external financial advisors. These metrics include net income, cash balances, cash contributions to CIP, debt service coverage (a measure of revenue available to fulfill annual debt service obligations), and, for the Drainage and Wastewater Fund, debt to asset ratio. Based on these metrics, coupled with SPU's strong leadership, rating agencies have assigned all three SPU enterprise funds strong, investment grade bond ratings in line with peer west coast utilities, noting elected officials' commitment to sound financial management and a history of adopting prudent rates. Strong ratings help to minimize borrowing costs and, in turn, customers' bills over the long-term.

Budget Snapshot

	2023 Actuals	2024 Adopted	2025 Proposed	2026 Proposed
Department Support				
General Fund Support	22,721,888	26,705,037	26,664,045	27,689,783
Other Funding - Operating	984,579,276	1,126,202,449	1,146,699,640	1,190,680,244
Total Operations	1,007,301,164	1,152,907,487	1,173,363,685	1,218,370,028
Capital Support				
Other Funding - Capital	265,344,515	427,785,127	411,988,405	461,986,776
Total Capital	265,344,515	427,785,127	411,988,405	461,986,776
Total Appropriations	1,272,645,679	1,580,692,614	1,585,352,090	1,680,356,804
Full-Time Equivalents Total*	1,499.30	1,506.80	1,567.80	1,582.80

* FTE totals are provided for informational purposes only. Changes in FTEs resulting from City Council or Human Resources Director actions outside of the budget process may not be detailed here

Budget Overview

The Mayor's 2025-26 Proposed Budget for SPU is \$1.6 billion in 2025 and \$1.7 billion in 2026. The proposed budget increases operations and maintenance (O&M) appropriations (including General Fund supported work) by \$20 million in 2025 and by \$45 million in 2026. This includes SBP-endorsed investments in utility services, infrastructure, environment, and enhanced customer support. It also includes staff resources and funding for directly operating the Tolt Water Treatment Facility and staffing for side sewer permitting (including position transfers from the Seattle Department of Construction and Inspections or SDCI). Graffiti Abatement services and staff are transferred to SPR to better coordinate Citywide graffiti abatement efforts currently split across multiple departments. Altogether, increased O&M spending supports a net 60 new positions at SPU (10 of them transferred from SDCI).

SPU's proposed capital appropriations for 2025 are \$25 million lower than 2024, though up \$50 million between 2025 and 2026. These largely reflect shifts in timing for major capital programs, as well as new SBP-related investments. More detail on each line of business follows. For more information, please see the 2025-2030 Proposed Capital Improvement Program.

The proposed budget for SPU reflects the priorities laid out in the 2025-2030 Strategic Business Plan (SBP), which was approved by the City Council in early September 2024. The proposed budget also reflects current and endorsed utility rates. For 2025-2030, the SBP endorses a combined average annual rate increase of 4.7%.

Seattle Public Utilities

Drainage and Wastewater Highlights

The 2025 Proposed Budget increases Operating and Maintenance (O&M) in appropriations for Drainage and Wastewater by \$39 million in 2025 and \$37 million in 2026. These changes include funding for engineering staff, consultant support, and technical changes related to taxes and fees, debt service, major service contracts, central costs, and labor-related changes.

The 2025-2030 Proposed CIP reduces the Drainage and Wastewater capital expenditures in 2025 by \$26 million compared to 2024 and then increases them by \$40 million in 2026. Total Drainage and Wastewater CIP appropriations are \$231 million in 2025 and \$267 million in 2026. This reflects updated project timelines and scopes. Major programming includes continued support for the Ship Canal Water Quality Project, the South Park Water Quality Facility, the Protection of Beneficial Uses program (which includes stream culvert replacement and floodplain reconnection efforts), and efforts to reduce sewer backups, flooding, and landslides. The Drainage and Wastewater CIP also supports several shared technology projects such as cybersecurity updates, knowledge-based solutions for project control, and financial management tools.

Drainage and Wastewater activities are funded by ratepayers. In September, the City adopted new Drainage and Wastewater Rates for 2025 to 2027 which are consistent with rates endorsed in the 2025-2030 Strategic Business Plan. Sewer rates will increase by 5.0% in 2025, 2026, and 2027, while drainage rates will grow by 5.0% in 2025 and 2026 and by 5.1% in 2027. SPU sewer rates include contractually obligated King County treatment rates that are passed through to customers.

Water Highlights

The 2025-26 Proposed Budget increases Water Fund O&M expenditures by \$9 million in 2025 and \$12 million in 2026. This covers staffing increases, consultant support, and shared administrative expenditures. These changes also cover increased labor costs, tax payments, debt service, and other inflationary costs.

The 2025-2030 Proposed CIP increases Water Fund capital appropriations in 2025 by \$10 million in 2025 and \$22 million in 2026. Total CIP appropriations for Water are \$150 million in 2025 and \$171 million in 2026. Changes largely reflect updated project timelines. Key capital expenditures include continuing asset management investments, such as rehabilitation and replacement of distribution system infrastructure like mains, valves, hydrants, and meters, as well as water system infrastructure improvements related to transportation projects. The latter includes projects like the Levy to Move Seattle, seismic upgrades for critical infrastructure following the 2018 water system seismic study, and dam safety projects.

Water operations are funded by ratepayers. Retail customers provide around 75% of the Water Fund's operating revenues, with roughly equal revenues coming from residential and commercial users. Wholesale customers – districts and agencies who purchase water from SPU – provide most of the remaining operating revenues, while small amounts are generated by non-rate fees and other sources. Retail water rates, in effect through 2026, are currently set to increase by 2.0% in both 2025 and 2026.

Solid Waste Highlights

The 2025-26 Proposed Budget decreases Solid Waste O&M appropriations by \$28.5 million in 2025 and by a further \$5 million in 2026. O&M costs include labor costs including for new positions, shared utility-wide administrative costs, and updated projections for taxes, debt service, and major service contract payments.

Compared to the 2024, the proposed CIP expenditures for Solid Waste are just \$307,863 higher in 2025 and \$7.6 million lower in 2026. Total Solid Waste CIP appropriations for 2025 are \$31 million (for 2026, \$24 million). For Solid Waste, major projects include cleanup of the historic South Park Landfill and South Transfer Station operational improvements.

Solid Waste operations are funded primarily by charges to residents and businesses, based on the amounts of garbage. Solid Waste Rates for 2025 are set to increase by 2.5%. A new rate ordinance is scheduled to be introduced to the City Council next year, which will legislate rates for 2026 through 2028, in line with the recently passed 2025-

Seattle Public Utilities

2030 Strategic Business Plan.

General Fund

For general government services, the 2025-26 Proposed Budget provides SPU \$28.1 million in GF appropriations for 2025, and \$29.5 million in 2026. Over \$20 million supports general cleaning, hygiene, and litter abatement services across Seattle. This includes the Clean City Program and support for the Unified Care Team operations. Many Clean City and hygiene services support the unsheltered and minimally housed populations, such as the Encampment Bag Program, RV Remediation, and the Public Hygiene Program for shower trailers and restroom facilities.

The 2025-26 Proposed Budget includes certain changes to General Fund programming in SPU. Changes include:

- Establishing an SPU-owned “One Seattle” tree nursery.
- Expanding the Unified Care Team (UCT) operations to help cover weekend service.

In addition, the Proposed Budget makes two programmatic transfers from SPU to the Seattle Department of Parks and Recreation (SPR), both of which also result in net GF reductions due to reduced overhead and administration costs:

- Clean City Graffiti abatement services, including nine (9.0) full-time employees, are transferred to SPR in order to consolidate Citywide graffiti abatement services under the One Seattle Graffiti Initiative.
- A portion of SPU’s hygiene services budget is being transferred to SPR in order to improve public restroom access in parks.

More information on these changes is shared in the SPR Proposed Budget sections. For more on SPU’s budget changes, including non-General Fund and capital changes, see below.

Seattle Public Utilities

Incremental Budget Changes

Seattle Public Utilities

	Dollars	FTE
2025 Beginning Budget	1,565,929,166	1506.80
Baseline		
Citywide Adjustments for Standard Cost Changes	-	-
Reversal of 2024 One-Time Budget Change	416,000	-
Technical Changes (Labor, Indirect Costs, Tax Payments, Debt Service, and Major Service Contracts)	7,860,646	-
Technical Changes II (Citywide Indirect Costs)	7,336,187	-
Proposed Operating		
Strategic Business Plan Endorsed Investments in Infrastructure and Essential Services	811,189	5.00
Strategic Business Plan Endorsed Investments in Human Resources and Ratepayer Services	1,972,973	5.00
Strategic Business Plan Endorsed Investments in Sustainability and Protection of the Natural Environment	1,804,171	6.00
Strategic Business Plan Endorsed Investments in Enhanced Utility Business Practices	2,781,712	13.00
Moving Tolt Water Treatment Facility Operations In-House	3,836,949	21.00
Side Sewer Permitting in Seattle Public Utilities	-	18.00
Funding for a One Seattle Tree Nursery	680,020	1.00
Unified Care Team Expansion	85,000	-
Transfer of Hygiene Station Budget and Operations to Seattle Parks and Recreation	(835,000)	-
One Seattle Graffiti Initiative Consolidation	(3,089,944)	(9.00)
Proposed Capital		
Drainage and Wastewater Fund Capital Budget Changes	(6,444,760)	-
Solid Waste Fund Capital Budget Changes	(2,645,833)	-
Water Fund Capital Budget Changes	5,238,370	-
Technology-Related Capital Budget Changes	2,818,950	-
Proposed Technical		
Final Adjustments for Standard Cost Changes	(4,686,694)	-
Bargained Annual Wage and Market Wage Increases to Base Budget – Local 77	1,482,989	-
Ongoing Changes from Current Year Legislation	-	1.00
SPU Revenues	-	-
Fund Balancing	-	-
Total Incremental Changes	\$19,422,924	61.00
Total 2025 Proposed Budget	\$1,585,352,090	1567.80

Seattle Public Utilities

Description of Incremental Budget Changes

Baseline

Citywide Adjustments for Standard Cost Changes

Citywide technical adjustments made in the baseline phase reflect changes to internal services costs, including rates from the Department of Finance & Administrative Services, Seattle Information Technology Department, Seattle Department of Human Resources, and for healthcare, retirement, and industrial insurance charges for the department. These adjustments reflect initial assumptions about these costs and inflators early in the budget process.

For Seattle Public Utilities, these changes are included under the budget actions labeled "Technical Changes."

Reversal of 2024 One-Time Budget Change

Expenditures	\$416,000
--------------	-----------

This is a baseline change that reverses a one-time Council Amendment from the 2024 Adopted Budget, which had transferred funding from SPU to the Office of Economic Development.

Technical Changes (Labor, Indirect Costs, Tax Payments, Debt Service, and Major Service Contracts)

Expenditures	\$7,860,646
--------------	-------------

This item adjusts the appropriations for the Water Fund, Drainage and Wastewater Fund, Solid Waste Fund, and General Fund for technical changes. These include revised citywide indirect costs, labor-related increases (including wage increases), other inflation-related cost increases, as well as revised projections for taxes, debt service, and major service contract payments.

These adjustments and the SPU budget overall are consistent with the 2025-2030 Strategic Business Plan as well as with 2025-2027 Drainage & Wastewater Rates recently approved by Council.

Technical Changes II (Citywide Indirect Costs)

Expenditures	\$7,336,187
--------------	-------------

This item further adjusts appropriations for the Water Fund, Drainage and Wastewater Fund, Solid Waste Fund, and General Fund to cover additional charges for citywide indirect costs.

Proposed Operating

Strategic Business Plan Endorsed Investments in Infrastructure and Essential Services

Expenditures	\$811,189
--------------	-----------

Position Allocation	10.00
---------------------	-------

This item increases appropriation authority across the Water, Drainage and Wastewater, and Solid Waste Funds and adds five full-time employees in 2025 and five in 2026. These changes support operations and maintenance (O&M) for key utility services and infrastructure. These include staffing increases for the Project Delivery and Engineering Branch in the Drainage and Wastewater division, the Project Controls Group, and O&M engineers for capital project support. This item also increases appropriations for implementation of the Waste Prevention Strategic Plan, acoustic leak detection testing for the East Side Supply Pipeline, compactor maintenance at the North and South Transfer Stations, increased pavement restoration costs incurred during water system maintenance, and O&M costs for

Seattle Public Utilities

Water Transmission System corridor improvements to surface-level facilities.

Strategic Business Plan Endorsed Investments in Human Resources and Ratepayer Services

Expenditures	\$1,972,973
Position Allocation	7.00

This item increases appropriation authority across the Water, Drainage and Wastewater, and Solid Waste Funds and adds position authority for seven full-time employees in 2025. These items provide for Strategic Business Plan endorsed investments in human resources, internal resourcing, and enhanced services for ratepayers. These include staffing and funding for: Phase III Side Sewer Assistance Program investments for lining and repairing side sewers for eligible low-income customers; Human Resources investments in technology, recruitment, training, and staff development; and a full-time transfer station scale attendant. Funding also covers consultant costs for payment platform enhancements and system automation and an arc-flash risk analysis mandated by Occupational Health and Safety Administration (OSHA) regulations.

Strategic Business Plan Endorsed Investments in Sustainability and Protection of the Natural Environment

Expenditures	\$1,804,171
Position Allocation	6.00

This item increases appropriation authority across the Water, Drainage and Wastewater, and Solid Waste Funds and adds position authority for six full-time employees. These appropriations cover investments to reduce waste and pollution and better protect Seattle's water, drainage, and wastewater systems. This includes staffing adds (and associated budget increases) for food waste prevention compliance, the Zero Waste initiative, focus-area planning for the Shape Our Water Initiative (improving resilience of drainage and wastewater systems), Arbor Heights sewer capacity work (addressing an existing consent decree), and SPU facility electrification. Funding is also increased for sampling and monitoring per National Pollutant Discharge Elimination System (NPDES) requirements. Furthermore, appropriations will also cover efforts to better manage or reduce solid waste collections across several sectors (including multifamily residential, the construction sector, and the Natural Yard Care program).

Strategic Business Plan Endorsed Investments in Enhanced Utility Business Practices

Expenditures	\$2,781,712
Position Allocation	21.00

This item increases appropriation authority across the Water, Drainage and Wastewater, and Solid Waste Funds and adds position authority for 13 full-time employees in 2025 and eight FTE in 2026. These positions are intended to address goals laid out by the 2025-2030 Strategic Business Plan around strengthening core business practices. This includes staffing for an in-house pipe-lining crew, operations and maintenance for new capital assets (such as the Ship Canal Water Quality Project, the South Park Pump Station, and the Pearl Street Combined Sewer Overflow), 2026 staffing increases for water service line replacement crews, and additional asset management, fleet management, and contracting support.

Moving Tolt Water Treatment Facility Operations In-House

Expenditures	\$3,836,949
Position Allocation	21.00

This item increases appropriation authority in the Water Fund and provides position authority for 21 full-time employees. This change allows SPU to directly operate the Tolt Water Treatment Facility. Operations are currently managed by a contractor under a Design-Build-Operate contract initiated in 1997. The contract is scheduled to expire in 2026, and the contractor has signaled their desire to end the contract early. With this change, SPU would directly operate and maintain the facility 24 hours per day, 365 days per year, while meeting federal and state

Seattle Public Utilities

regulatory requirements. This transition will require hiring staff in areas such as operations, maintenance and management.

Side Sewer Permitting in Seattle Public Utilities

Expenditures	-
Position Allocation	18.00

This item increases position authority in SPU by 18 full-time employees. Ten of these positions are being transferred from the Seattle Department of Construction and Inspections (SDCI). This change will allow SPU to directly administer side sewer permitting for both new developments and repairs or replacements of existing side sewers. Currently, SDCI oversees side sewer permitting and inspections under a service level agreement (SLA) with SPU in effect since 2003. This change is intended to promote consistent interpretation, application, and enforcement of the side sewer code. It is also expected to better ensure protection of SPU drainage and wastewater infrastructure. This change should be seamless to the customer and result in timely and more efficient service. See also the 2025-26 Proposed Budget section for SDCI.

Funding for a One Seattle Tree Nursery

Expenditures	\$680,020
Position Allocation	1.00

This item adds \$388,000 in General Fund appropriation in 2025 and \$304,000 in 2026. It also adds \$292,020 in 2025 and \$228,510 in 2026 in Drainage and Wastewater Fund appropriations as well as position authority for one full-time employee. These changes will allow SPU to establish and maintain a publicly owned tree nursery with the initial capacity of 500 trees. This effort would support Seattle's tree canopy, equity, climate resilience, and stormwater management goals. Site selection criteria would include capacity for future expansion. Funding is intended to cover design and site construction, general operations, and equipment, as well as a green jobs training program which would provide maintenance and career learning opportunities in the arboriculture field. The position being added would support nursery operations work, seek external grants, and lead interdepartmental tree pest readiness and response work.

Unified Care Team Expansion

Expenditures	\$85,000
--------------	----------

The Unified Care Team (UCT) coordinates outreach and referrals to shelter for people experiencing homelessness, removes trash and debris from encampments, and restores public spaces. The 2025-2026 Proposed Budget expands services provided by the UCT from five to seven days per week.

This item adds \$85,000 GF to Seattle Public Utilities for weekend vendor-provided cleanup and solid waste disposal activities. The vendor will only perform exterior cleaning of encampments on weekends.

Transfer of Hygiene Station Budget and Operations to Seattle Parks and Recreation

Expenditures	\$(835,000)
--------------	-------------

The General Fund revenue forecast for the City's 2025-2026 Proposed Budget is insufficient to cover all expected Citywide costs. General Fund reductions were identified to mitigate this shortfall. This item transfers GF budget for hygiene stations (portable toilets and handwashing stations) from SPU to SPR, resulting in a net \$250,000 General Fund reduction due to reduced overhead and administration costs. This will allow Parks to site hygiene stations in City parks, enhancing the City's ability to site hygiene stations and providing wider access to restroom facilities. SPU will continue to operate and staff the wider Public Hygiene Program including up to three hygiene trailers with shower facilities, providing services to the unsheltered and minimally housed. A corresponding item increases General Fund appropriations in the Department of Parks and Recreation (SPR) by \$585,000.

Seattle Public Utilities

One Seattle Graffiti Initiative Consolidation

Expenditures	\$(3,089,944)
Position Allocation	(9.00)

The General Fund revenue forecast for the City's 2025-2026 Proposed Budget is insufficient to cover all expected Citywide costs. General Fund reductions were identified to mitigate this shortfall. This item transfers GF budget and position authority for nine full-time employees to Seattle Parks and Recreation (SPR). This transfer includes seven of SPU's Graffiti Rangers, as well as an administrative position and an Executive 2. This transfer effectuates a consolidation of citywide graffiti abatement services under the One Seattle Graffiti Initiative at SPR. The net effect of this transfer is a \$495,475 GF savings.

Proposed Capital

Drainage and Wastewater Fund Capital Budget Changes

Expenditures	\$(6,444,760)
--------------	---------------

This item adjusts appropriations for the Drainage and Wastewater Fund to align with the Proposed 2025-2030 Capital Improvement Program. The Drainage and Wastewater Line of Business maintains a network of sewer and drainage systems throughout the City of Seattle. These assets include sanitary sewers, combined sewers, pump stations, force mains, Combined Sewer Overflow (CSO) points and tanks, storm drains, catch basins, ditches, culverts, water quality structures, drainage flow control facilities, and green stormwater infrastructure. These appropriations cover ongoing capital expenditures for major projects including the Ship Canal Water Quality Project, the South Park Water Quality Facility, Pipe Rehabilitation and Pump Station Improvement projects, as well as compliance with regulatory or legal requirements.

For more information, please see Proposed 2025-2030 Capital Improvement Program.

Solid Waste Fund Capital Budget Changes

Expenditures	\$(2,645,833)
--------------	---------------

This item adjusts appropriations for the Solid Waste Fund to align with the Proposed 2025-2030 Capital Improvement Program. The Solid Waste Line of Business collects and disposes solid waste generated within the City of Seattle. It also manages city-owned infrastructure including two transfer stations, one recycling and re-use facility, two household hazardous waste facilities, trucks and heavy equipment, and five closed landfill sites. Key investments funded in this Proposed CIP include: the South Transfer Station Facility Redevelopment, cleanup of the South Park Landfill, a compactor replacement at the North Transfer Station, and floor replacement at the South Transfer Station.

For more information, please see 2025-2030 Proposed Capital Improvement Program.

Water Fund Capital Budget Changes

Expenditures	\$5,238,370
--------------	-------------

This item adjusts appropriations for the Water Fund to align with the Proposed 2025-2030 Capital Improvement Program. The Water Line of Business provides drinking water to over 1.5 million people throughout Seattle and surrounding areas. It also manages city-owned infrastructure including the Cedar and South Fork Tolt watersheds, water treatment plants, treated water storage, pump stations, hydrants, and transmission and distribution system pipelines.

Key investments funded in this Proposed CIP include water system improvements associated with transportation projects, operational and regional facility construction, seismic upgrades to reservoirs and other infrastructure,

Seattle Public Utilities

replacement of the Bitter Lake Reserve floating cover, and South Fork Tolt Dam relicensing under the Federal Energy Regulatory Commission (FERC) (a joint effort with Seattle City Light).

For more, please see 2025-2030 Proposed Capital Improvement Program.

Technology-Related Capital Budget Changes

Expenditures \$2,818,950

This item provides for appropriations across the Water, Drainage and Wastewater, and Solid Waste Funds for shared Technology Capital Improvement Program activities. These appropriations cover investments in financial management and internal controls, cybersecurity, improved enterprise asset management, project controls, as well as Strategic Business Plan-endorsed investments in Advanced Metering Infrastructure, upgraded Customer Care and Billing, implementation of centralized data architecture and design, and enhanced enterprise content management.

For more information, please 2025-2030 Proposed Capital Improvement Program.

Proposed Technical

Final Adjustments for Standard Cost Changes

Expenditures \$(4,686,694)

Citywide technical adjustments made in the proposed phase reflect changes to internal services costs, including rates from the Department of Finance & Administrative Services, Seattle Information Technology Department, Seattle Department of Human Resources, and for healthcare for the department. These adjustments reflect final decisions about these costs made during the Proposed Phase of the budget process.

Bargained Annual Wage and Market Wage Increases to Base Budget – Local 77

Expenditures \$1,482,989

This centrally administered change adjusts appropriations to reflect the Annual Wage Increases and Market Adjustments, as outlined in the agreements between the City and Local 77 bargaining units, for personnel costs included in Seattle Public Utilities' budget. This includes increases to salary, FICA, Medicare, retirement, overtime and temporary labor.

Ongoing Changes from Current Year Legislation

Position Allocation 1.00

This change includes ongoing budget and/or position changes resulting from current year legislation in 2024, including the Year End Supplemental Ordinance.

SPU Revenues

Revenues \$(133,187,421)

This item budgets SPU's projected revenues for 2025 and 2026.

Fund Balancing

Revenues \$137,887,889

This is at technical item that budgets use of fund balance for balancing purposes.

Seattle Public Utilities

Expenditure Overview

	2023 Actuals	2024 Adopted	2025 Proposed	2026 Proposed
Appropriations				
SPU - BC-SU-C110B - Distribution				
43000 - Water Fund	39,504,960	44,060,074	53,469,435	65,718,787
Total for BSL: BC-SU-C110B	39,504,960	44,060,074	53,469,435	65,718,787
SPU - BC-SU-C120B - Transmission				
43000 - Water Fund	11,030,191	13,522,272	11,915,442	25,265,759
Total for BSL: BC-SU-C120B	11,030,191	13,522,272	11,915,442	25,265,759
SPU - BC-SU-C130B - Watershed Stewardship				
43000 - Water Fund	874,742	4,885,999	2,878,358	4,956,409
Total for BSL: BC-SU-C130B	874,742	4,885,999	2,878,358	4,956,409
SPU - BC-SU-C140B - Water Quality & Treatment				
43000 - Water Fund	2,016,104	6,450,289	1,426,186	10,237,252
Total for BSL: BC-SU-C140B	2,016,104	6,450,289	1,426,186	10,237,252
SPU - BC-SU-C150B - Water Resources				
43000 - Water Fund	5,977,112	16,706,188	19,510,912	15,270,762
Total for BSL: BC-SU-C150B	5,977,112	16,706,188	19,510,912	15,270,762
SPU - BC-SU-C160B - Habitat Conservation Program				
43000 - Water Fund	4,440,200	3,686,223	1,570,811	5,738,262
Total for BSL: BC-SU-C160B	4,440,200	3,686,223	1,570,811	5,738,262
SPU - BC-SU-C230B - New Facilities				
45010 - Solid Waste Fund	2,348,048	24,161,970	21,015,121	16,138,520
Total for BSL: BC-SU-C230B	2,348,048	24,161,970	21,015,121	16,138,520
SPU - BC-SU-C240B - Rehabilitation & Heavy Equipment				
45010 - Solid Waste Fund	206,824	2,260,000	397,000	807,000
Total for BSL: BC-SU-C240B	206,824	2,260,000	397,000	807,000
SPU - BC-SU-C333B - Protection of Beneficial Uses				
44010 - Drainage and Wastewater Fund	15,553,200	36,683,378	30,377,663	58,904,106
Total for BSL: BC-SU-C333B	15,553,200	36,683,378	30,377,663	58,904,106
SPU - BC-SU-C350B - Sediments				
44010 - Drainage and Wastewater Fund	5,579,626	10,734,002	13,421,604	13,177,974
Total for BSL: BC-SU-C350B	5,579,626	10,734,002	13,421,604	13,177,974

Seattle Public Utilities

SPU - BC-SU-C360B - Combined Sewer Overflows

44010 - Drainage and Wastewater Fund	84,101,627	111,767,108	92,097,937	92,151,870
Total for BSL: BC-SU-C360B	84,101,627	111,767,108	92,097,937	92,151,870

SPU - BC-SU-C370B - Rehabilitation

44010 - Drainage and Wastewater Fund	44,013,182	61,249,734	43,888,034	43,146,299
Total for BSL: BC-SU-C370B	44,013,182	61,249,734	43,888,034	43,146,299

SPU - BC-SU-C380B - Flooding, Sewer Backup & Landslide

44010 - Drainage and Wastewater Fund	15,174,406	12,202,802	10,958,377	20,757,436
Total for BSL: BC-SU-C380B	15,174,406	12,202,802	10,958,377	20,757,436

SPU - BC-SU-C410B - Shared Cost Projects

43000 - Water Fund	14,836,070	44,593,173	53,231,789	39,806,856
44010 - Drainage and Wastewater Fund	11,467,865	19,398,664	34,536,996	34,506,705
45010 - Solid Waste Fund	3,335,930	2,249,251	8,423,790	5,352,781
Total for BSL: BC-SU-C410B	29,639,865	66,241,088	96,192,575	79,666,341

SPU - BC-SU-C510B - Technology

43000 - Water Fund	1,917,776	5,323,080	5,533,648	4,221,000
44010 - Drainage and Wastewater Fund	2,364,847	5,449,820	5,791,027	4,321,500
45010 - Solid Waste Fund	601,805	2,401,100	1,544,274	1,507,500
Total for BSL: BC-SU-C510B	4,884,428	13,174,000	12,868,950	10,050,000

SPU - BO-SU-N000B - General Expense

00100 - General Fund	2,143,729	2,291,000	2,405,550	2,525,827
43000 - Water Fund	143,664,478	151,803,956	148,088,951	151,915,767
44010 - Drainage and Wastewater Fund	329,493,163	360,285,009	394,538,241	424,426,427
45010 - Solid Waste Fund	181,199,626	247,353,115	213,410,300	205,371,639
Total for BSL: BO-SU-N000B	656,500,996	761,733,080	758,443,041	784,239,660

SPU - BO-SU-N100B - Leadership and Administration

00100 - General Fund	(1,218)	-	-	-
43000 - Water Fund	58,304,593	67,568,815	73,067,237	77,480,575
44010 - Drainage and Wastewater Fund	69,027,272	75,685,676	75,330,168	79,545,830
45010 - Solid Waste Fund	15,466,443	19,487,134	19,884,074	21,165,308
Total for BSL: BO-SU-N100B	142,797,089	162,741,625	168,281,479	178,191,714

SPU - BO-SU-N200B - Utility Service and Operations

00100 - General Fund	20,579,377	24,414,037	24,258,495	25,163,956
43000 - Water Fund	73,447,575	79,866,012	87,955,657	91,709,238
44010 - Drainage and Wastewater Fund	76,135,008	83,318,870	88,524,727	91,315,199

Seattle Public Utilities

45010 - Solid Waste Fund	37,841,120	40,833,863	45,900,285	47,750,261
Total for BSL: BO-SU-N200B	208,003,079	228,432,782	246,639,165	255,938,653
Department Total	1,272,645,679	1,580,692,614	1,585,352,090	1,680,356,804
Department Full-Time Equivalents Total*	1,495.30	1,510.80	1,567.80	1,582.80

** FTE totals are provided for informational purposes only. Changes in FTEs resulting from City Council or Human Resources Director actions outside of the budget process may not be detailed here*

Budget Summary by Fund Seattle Public Utilities

	2023	2024	2025	2026
	Actuals	Adopted	Proposed	Proposed
00100 - General Fund	22,721,888	26,705,037	26,664,045	27,689,783
43000 - Water Fund	356,013,802	438,466,080	458,648,427	492,320,666
44010 - Drainage and Wastewater Fund	652,910,194	776,775,063	789,464,774	862,253,346
45010 - Solid Waste Fund	240,999,794	338,746,434	310,574,844	298,093,009
Budget Totals for SPU	1,272,645,679	1,580,692,614	1,585,352,090	1,680,356,804

Seattle Public Utilities

Revenue Overview

2025 Estimated Revenues

Account Code	Account Name	2023 Actuals	2024 Adopted	2025 Proposed	2026 Proposed
341040	Sales Of Maps & Publications	5,846	-	-	-
360220	Interest Earned On Deliquent A	8,393	-	-	-
Total Revenues for: 00100 - General Fund		14,239	-	-	-
360750	Misc Reimb Adj-Pers & Other	6,837	-	-	-
Total Revenues for: 13000 - Transportation Fund		6,837	-	-	-
309010	Non-Operating Revenues	-	648,096	692,595	701,370
332020	Build America Bonds Subsidy Pa	1,764,951	1,740,537	1,670,664	1,597,047
333110	Ind Fed Grants	495,336	-	-	-
334010	State Grants	350,467	5,468,427	6,642,722	6,808,790
337080	Other Private Contrib & Dons	2,411,390	-	-	-
341320	Property Mgmt Svcs	10,056	-	-	-
343010	Architect/Engineering Svc Chrg	291,567	-	-	-
343020	Services For Others-Nonop	6,134	-	-	-
343080	Unbilled Rev	(342,195)	-	-	-
343090	Elderly Utility Credit	(6,336,056)	-	-	-
343110	Retail Water Utility Services	224,974,725	222,663,009	228,451,766	233,235,543
343120	Wholesale Water Sales	59,042,670	62,776,212	58,440,142	59,708,212
343130	Other Utility Operating Rev	5,107,436	6,480,704	5,791,922	5,913,723
343310	Recoveries	5,234,285	-	-	-
343350	Municipal Utility Services	12,082,136	12,342,714	12,541,576	12,804,200
343360	Tap Revenue	10,312,656	8,275,388	12,805,507	13,073,654
343900	Utilities-Other Rev	(3,700,000)	-	-	-
344020	Vehicle & Equipment Repair	810	-	-	-
350180	Misc Fines & Penalties	(15)	-	-	-
350190	Nsf Check Fees	45,650	-	-	-
360020	Inv Earn-Residual Cash	5,347,651	-	-	-
360220	Interest Earned On Deliquent A	17,435	-	-	-
360300	St Space Facilities Rentals	270	-	-	-
360310	Lt Space/Facilities Leases	600	-	-	-
360320	Rent From Operating Property	599,352	-	-	-
360350	Other Rents & Use Charges	276,061	831,201	851,981	873,281
360380	Sale Of Junk Or Salvage	73,641	-	-	-

Seattle Public Utilities

Account Code	Account Name	2023 Actuals	2024 Adopted	2025 Proposed	2026 Proposed
360420	Other Judgments & Settlements	129,671	-	-	-
360750	Misc Reimb Adj-Pers & Other	4,362	2,417,163	3,587,240	3,753,181
360900	Miscellaneous Revs-Other Rev	144,535	-	-	-
374040	Cap Contr-GrantsFromLocalGvmts	757,113	-	-	-
379020	Capital Contributions	1,767,964	-	-	-
379040	Capital Contr-Connect Charge	4,038,095	-	-	-
397100	Intrafund Revenues	-	75,906,480	100,548,869	98,670,089
Total Revenues for: 43000 - Water Fund		324,908,755	399,549,931	432,024,984	437,139,089
400000	Use of/Contribution to Fund Balance	-	38,916,149	26,623,443	55,181,577
Total Resources for:43000 - Water Fund		324,908,755	438,466,080	458,648,427	492,320,666
330020	Intergov-Revenues	23,556	-	-	-
332020	Build America Bonds Subsidy Pa	1,476,901	1,532,321	1,476,901	1,476,901
334010	State Grants	725,776	69,434,801	-	19,966,410
337010	Grants & Contr From Local Govt	9,000	-	-	-
341320	Property Mgmt Svcs	(2,048)	-	-	-
343010	Architect/Engineering Svc Chrg	4,457,888	-	-	-
343020	Services For Others-Nonop	632,772	-	-	-
343080	Unbilled Rev	(1,472,448)	-	-	-
343090	Elderly Utility Credit	(14,126,885)	-	-	-
343130	Other Utility Operating Rev	-	1,932,848	4,952,595	5,245,457
343140	Wastewater Utility Services	360,553,881	386,629,787	402,136,035	422,682,235
343150	Drainage Utility Services	187,646,374	200,775,783	211,160,885	221,759,488
343160	Side Sewer Permit Fees	1,740,170	1,879,847	1,828,266	1,873,972
343170	Sewer Connection Charges	231,059	-	-	-
343180	Drainage Permit Fees	438,310	488,966	460,499	472,012
343310	Recoveries	299	-	-	-
343350	Municipal Utility Services	3,457,500	-	-	-
344020	Vehicle & Equipment Repair	952	-	-	-
347030	Event Admission Fees	(198)	-	-	-
347080	Cult & Rec Training Charges	(324)	-	-	-
350180	Misc Fines & Penalties	(21)	-	-	-
360020	Inv Earn-Residual Cash	14,025,309	-	-	-
360220	Interest Earned On Deliquent A	7,710	-	-	-
360250	Other Equip/Vehicle Rentals	(291)	-	-	-
360320	Rent From Operating Property	2,779	-	-	-
360350	Other Rents & Use Charges	19,550	-	-	-
360410	Unclaimed Warrants	(1,134)	-	-	-
360420	Other Judgments & Settlements	520,127	-	-	-

Seattle Public Utilities

Account Code	Account Name	2023 Actuals	2024 Adopted	2025 Proposed	2026 Proposed
360750	Misc Reimb Adj-Pers & Other	30,571	2,490,411	3,695,945	3,866,913
360900	Miscellaneous Revs-Other Rev	24,914	-	-	-
374010	Capital Contr-State Grants	67,323	-	-	-
374040	Cap Contr-GrantsFromLocalGvmts	10,742,361	-	-	-
379020	Capital Contributions	800,872	-	-	-
397100	Intrafund Revenues	-	101,238,643	84,030,979	122,825,432
Total Revenues for: 44010 - Drainage and Wastewater Fund		572,032,604	766,403,407	709,742,105	800,168,821
400000	Use of/Contribution to Fund Balance	-	10,371,656	79,722,669	62,084,525
Total Resources for:44010 - Drainage and Wastewater Fund		572,032,604	776,775,063	789,464,774	862,253,346
309010	Non-Operating Revenues	-	2,114,642	1,147,713	713,415
333110	Ind Fed Grants	(1,815)	-	-	-
334010	State Grants	165,503	-	-	-
337010	Grants & Contr From Local Govt	2,884	-	-	-
343090	Elderly Utility Credit	(6,159,233)	-	-	-
343130	Other Utility Operating Rev	64,460	22,380	27,135	36,207
343200	Solid Waste Utility Services	243,235,832	234,553,103	242,007,215	254,597,448
343210	Transfer Station Charges	20,881,144	16,665,859	16,761,335	17,665,811
343240	Commercial Disposal Charges	4,503,521	-	-	-
343280	Recycled Materials Rev	5,363,259	5,777,544	6,000,770	6,634,210
343310	Recoveries	117	-	-	-
344020	Vehicle & Equipment Repair	265	-	-	-
350190	Nsf Check Fees	225	-	-	-
360020	Inv Earn-Residual Cash	6,199,813	-	-	-
360220	Interest Earned On Delinquent A	15,870	-	-	-
360350	Other Rents & Use Charges	4,562	-	-	-
360420	Other Judgments & Settlements	71,922	-	-	-
360750	Misc Reimb Adj-Pers & Other	123	4,903,739	13,088,899	13,676,065
Total Revenues for: 45010 - Solid Waste Fund		274,348,449	264,037,266	279,033,066	293,323,155
400000	Use of/Contribution to Fund Balance	-	74,709,167	31,541,778	4,769,854
Total Resources for:45010 - Solid Waste Fund		274,348,449	338,746,433	310,574,844	298,093,009
Total SPU Resources		1,171,310,885	1,553,987,576	1,558,688,045	1,652,667,021

Seattle Public Utilities

Appropriations by Budget Summary Level and Program

SPU - BC-SU-C110B - Distribution

The purpose of the Distribution Budget Summary Level, a Capital Improvement Program funded by water revenues, is to repair and upgrade the City's water lines, pump stations, and other facilities.

Program Expenditures	2023 Actuals	2024 Adopted	2025 Proposed	2026 Proposed
Distribution	39,504,960	44,060,074	53,469,435	65,718,787
Total	39,504,960	44,060,074	53,469,435	65,718,787
Full-time Equivalents Total*	79.00	79.00	79.00	79.00

**FTE totals are provided for informational purposes only. Changes in FTEs resulting from City Council or Human Resources Director actions outside of the budget process may not be detailed here*

SPU - BC-SU-C120B - Transmission

The purpose of the Transmission Budget Summary Level, a Capital Improvement Program funded by water revenues, is to repair and upgrade the City's large transmission pipelines that bring untreated water to the treatment facilities, and convey water from the treatment facilities to Seattle and its suburban wholesale customers' distribution systems.

Program Expenditures	2023 Actuals	2024 Adopted	2025 Proposed	2026 Proposed
Transmission	11,030,191	13,522,272	11,915,442	25,265,759
Total	11,030,191	13,522,272	11,915,442	25,265,759
Full-time Equivalents Total*	5.00	5.00	5.00	5.00

**FTE totals are provided for informational purposes only. Changes in FTEs resulting from City Council or Human Resources Director actions outside of the budget process may not be detailed here*

SPU - BC-SU-C130B - Watershed Stewardship

The purpose of the Watershed Stewardship Budget Summary Level, a Capital Improvement Program funded by water revenues, is to implement projects associated with the natural land, forestry, and fishery resources within the Tolt, Cedar, and Lake Youngs watersheds.

Program Expenditures	2023 Actuals	2024 Adopted	2025 Proposed	2026 Proposed
Watershed Stewardship	874,742	4,885,999	2,878,358	4,956,409
Total	874,742	4,885,999	2,878,358	4,956,409
Full-time Equivalents Total*	8.00	8.00	8.00	8.00

**FTE totals are provided for informational purposes only. Changes in FTEs resulting from City Council or Human Resources Director actions outside of the budget process may not be detailed here*

Seattle Public Utilities

SPU - BC-SU-C140B - Water Quality & Treatment

The purpose of the Water Quality & Treatment Budget Summary Level, a Capital Improvement Program funded by water revenues, is to design, construct, and repair water treatment facilities and remaining open-water reservoirs.

Program Expenditures	2023 Actuals	2024 Adopted	2025 Proposed	2026 Proposed
Water Quality & Treatment	2,016,104	6,450,289	1,426,186	10,237,252
Total	2,016,104	6,450,289	1,426,186	10,237,252
Full-time Equivalents Total*	14.00	14.00	14.00	14.00

**FTE totals are provided for informational purposes only. Changes in FTEs resulting from City Council or Human Resources Director actions outside of the budget process may not be detailed here*

SPU - BC-SU-C150B - Water Resources

The purpose of the Water Resources Budget Summary Level, a Capital Improvement Program funded by water revenues, is to repair and upgrade water transmission pipelines and promote residential and commercial water conservation.

Program Expenditures	2023 Actuals	2024 Adopted	2025 Proposed	2026 Proposed
Water Resources	5,977,112	16,706,188	19,510,912	15,270,762
Total	5,977,112	16,706,188	19,510,912	15,270,762
Full-time Equivalents Total*	14.00	18.00	16.00	16.00

**FTE totals are provided for informational purposes only. Changes in FTEs resulting from City Council or Human Resources Director actions outside of the budget process may not be detailed here*

SPU - BC-SU-C160B - Habitat Conservation Program

The purpose of the Habitat Conservation Budget Summary Level, a Capital Improvement Program funded by water revenues, is to manage projects directly related to the Cedar River Watershed Habitat Conservation Plan.

Program Expenditures	2023 Actuals	2024 Adopted	2025 Proposed	2026 Proposed
Habitat Conservation Program	4,440,200	3,686,223	1,570,811	5,738,262
Total	4,440,200	3,686,223	1,570,811	5,738,262
Full-time Equivalents Total*	15.00	15.00	15.00	15.00

**FTE totals are provided for informational purposes only. Changes in FTEs resulting from City Council or Human Resources Director actions outside of the budget process may not be detailed here*

SPU - BC-SU-C230B - New Facilities

Seattle Public Utilities

The purpose of the New Facilities Budget Summary Level, a Capital Improvement Program funded by solid waste revenues, is to design and construct new facilities to enhance solid waste operations.

Program Expenditures	2023 Actuals	2024 Adopted	2025 Proposed	2026 Proposed
New Facilities	2,348,048	24,161,970	21,015,121	16,138,520
Total	2,348,048	24,161,970	21,015,121	16,138,520
Full-time Equivalents Total*	9.00	9.00	9.00	9.00

**FTE totals are provided for informational purposes only. Changes in FTEs resulting from City Council or Human Resources Director actions outside of the budget process may not be detailed here*

SPU - BC-SU-C240B - Rehabilitation & Heavy Equipment

The purpose of the Rehabilitation and Heavy Equipment Budget Summary Level, a Capital Improvement Program funded by solid waste revenues, is to implement projects to repair and rehabilitate the City's solid waste transfer stations and improve management of the City's closed landfills and household hazardous waste sites.

Program Expenditures	2023 Actuals	2024 Adopted	2025 Proposed	2026 Proposed
Rehabilitation & Heavy Eqpt	206,824	2,260,000	397,000	807,000
Total	206,824	2,260,000	397,000	807,000

**FTE totals are provided for informational purposes only. Changes in FTEs resulting from City Council or Human Resources Director actions outside of the budget process may not be detailed here*

SPU - BC-SU-C333B - Protection of Beneficial Uses

The purpose of the Protection of Beneficial Uses Budget Summary Level, a Capital Improvement Program funded by drainage revenues, is to make improvements to the City's drainage system to reduce the harmful effects of storm water runoff on creeks and receiving waters by improving water quality and protecting or enhancing habitat.

Program Expenditures	2023 Actuals	2024 Adopted	2025 Proposed	2026 Proposed
Protection of Beneficial Uses	15,553,200	36,683,378	30,377,663	58,904,106
Total	15,553,200	36,683,378	30,377,663	58,904,106
Full-time Equivalents Total*	14.00	14.00	14.00	14.00

**FTE totals are provided for informational purposes only. Changes in FTEs resulting from City Council or Human Resources Director actions outside of the budget process may not be detailed here*

SPU - BC-SU-C350B - Sediments

The purpose of the Sediments Budget Summary Level, a Capital Improvement Program funded by drainage and wastewater revenues, is to restore and rehabilitate natural resources in or along Seattle's waterways.

Seattle Public Utilities

Program Expenditures	2023 Actuals	2024 Adopted	2025 Proposed	2026 Proposed
Sediments	5,579,626	10,734,002	13,421,604	13,177,974
Total	5,579,626	10,734,002	13,421,604	13,177,974
Full-time Equivalents Total*	7.00	7.00	7.00	7.00

**FTE totals are provided for informational purposes only. Changes in FTEs resulting from City Council or Human Resources Director actions outside of the budget process may not be detailed here*

SPU - BC-SU-C360B - Combined Sewer Overflows

The purpose of the Combined Sewer Overflow (CSO) Budget Summary Level, a Capital Improvement Program funded by drainage and wastewater revenues, is to plan and construct large infrastructure systems, smaller retrofits, and green infrastructure for CSO Summary.

Program Expenditures	2023 Actuals	2024 Adopted	2025 Proposed	2026 Proposed
Combined Sewer Overflows	84,101,627	111,767,108	92,097,937	92,151,870
Total	84,101,627	111,767,108	92,097,937	92,151,870
Full-time Equivalents Total*	30.00	30.00	30.00	30.00

**FTE totals are provided for informational purposes only. Changes in FTEs resulting from City Council or Human Resources Director actions outside of the budget process may not be detailed here*

SPU - BC-SU-C370B - Rehabilitation

The purpose of the Rehabilitation Budget Summary Level, a Capital Improvement Program funded by drainage and wastewater revenues, is to rehabilitate or replace existing drainage and wastewater assets in kind, to maintain the current functionality of the system.

Program Expenditures	2023 Actuals	2024 Adopted	2025 Proposed	2026 Proposed
Rehabilitation	44,013,182	61,249,734	43,888,034	43,146,299
Total	44,013,182	61,249,734	43,888,034	43,146,299
Full-time Equivalents Total*	30.00	30.00	30.00	30.00

**FTE totals are provided for informational purposes only. Changes in FTEs resulting from City Council or Human Resources Director actions outside of the budget process may not be detailed here*

SPU - BC-SU-C380B - Flooding, Sewer Backup & Landslide

The purpose of the Flooding, Sewer Back-up, and Landslides Budget Summary Level, a Capital Improvement Program funded by drainage and wastewater revenues, is to plan, design and construct systems aimed at preventing or alleviating flooding and sewer backups in the City of Seattle, protecting public health, safety, and property. This program also protects SPU drainage and wastewater infrastructure from landslides, and makes drainage improvements where surface water generated from City rights-of-way contributes to landslides.

Seattle Public Utilities

Program Expenditures	2023 Actuals	2024 Adopted	2025 Proposed	2026 Proposed
Flooding, Sewer Backup & Lndsl	15,174,406	12,202,802	10,958,377	20,757,436
Total	15,174,406	12,202,802	10,958,377	20,757,436
Full-time Equivalents Total*	25.00	25.00	25.00	25.00

**FTE totals are provided for informational purposes only. Changes in FTEs resulting from City Council or Human Resources Director actions outside of the budget process may not be detailed here*

SPU - BC-SU-C410B - Shared Cost Projects

The purpose of the Shared Cost Projects Budget Summary Level, which is a Capital Improvement Program, is to implement the Water, Drainage and Wastewater, and Solid Waste Utility's share of capital improvement projects that receive funding from multiple SPU funds.

Program Expenditures	2023 Actuals	2024 Adopted	2025 Proposed	2026 Proposed
Shared Cost Projects	29,639,865	66,241,088	96,192,575	79,666,341
Total	29,639,865	66,241,088	96,192,575	79,666,341
Full-time Equivalents Total*	95.00	95.00	95.00	95.00

**FTE totals are provided for informational purposes only. Changes in FTEs resulting from City Council or Human Resources Director actions outside of the budget process may not be detailed here*

SPU - BC-SU-C510B - Technology

The purpose of the Technology Budget Summary Level, a Capital Improvement Program, is to make use of technology to increase the Water, Drainage and Wastewater, and Solid Waste Utility's efficiency and productivity.

Program Expenditures	2023 Actuals	2024 Adopted	2025 Proposed	2026 Proposed
Technology	4,884,428	13,174,000	12,868,950	10,050,000
Total	4,884,428	13,174,000	12,868,950	10,050,000
Full-time Equivalents Total*	41.00	41.00	41.00	41.00

**FTE totals are provided for informational purposes only. Changes in FTEs resulting from City Council or Human Resources Director actions outside of the budget process may not be detailed here*

SPU - BO-SU-N000B - General Expense

The purpose of the General Expense Budget Summary Level is to provide for the Utility's general expenses such as debt service, taxes and major contracts.

Program Expenditures	2023 Actuals	2024 Adopted	2025 Proposed	2026 Proposed
Budget Reserves	-	14,071,747	13,527,541	14,068,274

Seattle Public Utilities

Capital Purchases	11,431	274,287	279,772	285,368
Debt Service	166,056,193	233,889,113	197,193,058	195,929,821
Major Contracts	328,965,288	348,535,371	374,325,527	393,930,147
Taxes and Fees	161,468,083	164,962,561	173,117,142	180,026,050
Total	656,500,996	761,733,080	758,443,041	784,239,660
Full-time Equivalents Total*	1.00	1.00	1.00	1.00

**FTE totals are provided for informational purposes only. Changes in FTEs resulting from City Council or Human Resources Director actions outside of the budget process may not be detailed here*

The following information summarizes the programs in General Expense Budget Summary Level:

Budget Reserves

The purpose of the Budget Reserves Program is to appropriate funds to maintain a necessary working reserve for unanticipated expenditures that may develop during the fiscal year. These are important due to the utility need to plan revenue on a six-year horizon.

	2023	2024	2025	2026
Expenditures/FTE	Actuals	Adopted	Proposed	Proposed
Budget Reserves	-	14,071,747	13,527,541	14,068,274

Capital Purchases

The purpose of the Capital Purchases Program is to provide appropriation for the utility to purchase equipment that cannot be purchased using bond proceeds.

	2023	2024	2025	2026
Expenditures/FTE	Actuals	Adopted	Proposed	Proposed
Capital Purchases	11,431	274,287	279,772	285,368

Debt Service

The purpose of the Debt Service Program is to provide appropriation for new bond issuance costs as well as principal and interest payments on previously issued bonds and loans.

	2023	2024	2025	2026
Expenditures/FTE	Actuals	Adopted	Proposed	Proposed
Debt Service	166,056,193	233,889,113	197,193,058	195,929,821

Major Contracts

The purpose of the Major Contracts Program is to provide appropriation for large service contracts that SPU has with solid waste contractors and for water and wastewater treatment costs.

	2023	2024	2025	2026
Expenditures/FTE	Actuals	Adopted	Proposed	Proposed
Major Contracts	328,965,288	348,535,371	374,325,527	393,930,147

Seattle Public Utilities

Full Time Equivalents Total	1.00	1.00	1.00	1.00
-----------------------------	------	------	------	------

Taxes and Fees

The purpose of the Taxes Program is to provide appropriation for payment of city and state taxes.

	2023 Actuals	2024 Adopted	2025 Proposed	2026 Proposed
Expenditures/FTE				
Taxes and Fees	161,468,083	164,962,561	173,117,142	180,026,050

SPU - BO-SU-N100B - Leadership and Administration

The purpose of the Leadership and Administration Budget Summary Level is to provide overall management and policy direction for Seattle Public Utilities and to provide core management and administrative services like finance, human resources, and facility management.

Program Expenditures	2023 Actuals	2024 Adopted	2025 Proposed	2026 Proposed
Citywide Indirect Costs	75,910,185	81,106,532	77,557,530	81,960,662
Departmental Indirect Costs	79,402,827	94,313,122	108,165,217	115,042,803
Divisional Indirect Costs	767,651	944,331	900,688	934,466
Indirect Cost Recovery Offset	(25,124,162)	(23,723,189)	(25,473,650)	(27,004,625)
Paid Time Off Indirect Costs	1,140,701	5,416,133	5,154,616	5,229,827
Pooled Benefits Indirect Costs	10,699,887	4,684,696	1,977,079	2,028,582
Total	142,797,089	162,741,625	168,281,479	178,191,714
Full-time Equivalents Total*	146.60	151.10	154.10	155.10

**FTE totals are provided for informational purposes only. Changes in FTEs resulting from City Council or Human Resources Director actions outside of the budget process may not be detailed here*

The following information summarizes the programs in Leadership and Administration Budget Summary Level:

Citywide Indirect Costs

The purpose of the Citywide Indirect Costs program is to fund internal services costs originating from outside of the department such as allocated costs from the Department of Finance and Administrative Services and Seattle Information Technology Department.

	2023 Actuals	2024 Adopted	2025 Proposed	2026 Proposed
Expenditures/FTE				
Citywide Indirect Costs	75,910,185	81,106,532	77,557,530	81,960,662

Departmental Indirect Costs

The purpose of the Departmental Indirect Costs program is to fund costs associated with management of the department. This may include personnel costs related to department leadership and administration or other administrative costs such as external rent and operating supplies or services.

Expenditures/FTE	2023	2024	2025	2026
-------------------------	------	------	------	------

Seattle Public Utilities

	Actuals	Adopted	Proposed	Proposed
Departmental Indirect Costs	79,402,827	94,313,122	108,165,217	115,042,803
Full Time Equivalents Total	142.60	145.10	149.10	150.10

Divisional Indirect Costs

The purpose of the Divisional Indirect Costs program is to fund administrative costs generated by sub-departmental units.

	2023 Actuals	2024 Adopted	2025 Proposed	2026 Proposed
Expenditures/FTE				
Divisional Indirect Costs	767,651	944,331	900,688	934,466

Indirect Cost Recovery Offset

The purpose of the Indirect Cost Recovery Offset program is to reflect the adjustment to the Leadership and Administration BSL occurring as a result of the Utility's general and administrative overhead allocation.

	2023 Actuals	2024 Adopted	2025 Proposed	2026 Proposed
Expenditures/FTE				
Indirect Cost Recovery Offset	(25,124,162)	(23,723,189)	(25,473,650)	(27,004,625)
Full Time Equivalents Total	2.00	4.00	3.00	3.00

Paid Time Off Indirect Costs

The purpose of the Paid Time Off program is to fund salary and benefit costs associated with City-provided leave benefits such as holiday pay, sick time, vacation time, executive leave or other leave benefits, including termination payouts for vacation and sick leave.

	2023 Actuals	2024 Adopted	2025 Proposed	2026 Proposed
Expenditures/FTE				
Paid Time Off Indirect Costs	1,140,701	5,416,133	5,154,616	5,229,827

Pooled Benefits Indirect Costs

The purpose of the Pooled Benefits program is to fund department costs associated with health and dental insurance, workers compensation, and unemployment insurance contributions.

	2023 Actuals	2024 Adopted	2025 Proposed	2026 Proposed
Expenditures/FTE				
Pooled Benefits Indirect Costs	10,699,887	4,684,696	1,977,079	2,028,582
Full Time Equivalents Total	2.00	2.00	2.00	2.00

SPU - BO-SU-N200B - Utility Service and Operations

The purpose of the Utility Service and Operations Budget Summary Level is to fund the direct delivery of essential Customer Service programs and the operating expenses for Pre-Capital Planning & Development, Project Delivery, Drainage and Wastewater, Solid Waste, Water and General Fund programs.

Seattle Public Utilities

Program Expenditures	2023 Actuals	2024 Adopted	2025 Proposed	2026 Proposed
Customer Service	22,246,598	27,408,576	30,187,900	31,357,341
Drainage System	7,756,778	10,442,950	10,172,376	10,583,923
DWW Facilities & Equip	1,701,368	966,277	1,058,387	1,225,362
DWW System Operations	31,092,998	36,675,752	37,826,507	39,089,798
Emergency Response	6,249,362	2,889,150	2,922,210	3,038,373
Engineering	16,522,428	19,106,822	21,470,023	22,479,555
Pre-Capital Planning	6,741,201	4,584,551	5,669,114	5,315,990
Solid Waste Facilities & Equip	6,126,450	6,539,966	7,437,292	7,728,738
Solid Waste Operations	41,796,322	44,721,616	48,463,131	50,399,005
Wastewater System	12,137,262	14,939,731	16,546,289	17,151,704
Water Distribution System	14,116,664	17,669,623	15,229,123	15,847,277
Water Facilities & Equipment	3,204,252	3,028,364	2,849,284	2,967,170
Water Supply & Transmsn Systm	6,349,006	5,188,097	5,059,094	5,242,380
Water System Operations	31,962,390	34,271,307	41,748,435	43,512,037
Total	208,003,079	228,432,782	246,639,165	255,938,653
Full-time Equivalents Total*	961.70	968.70	1,024.70	1,038.70
<i>*FTE totals are provided for informational purposes only. Changes in FTEs resulting from City Council or Human Resources Director actions outside of the budget process may not be detailed here</i>				

The following information summarizes the programs in Utility Service and Operations Budget Summary Level:

Customer Service

The purpose of the Customer Service Program is to provide appropriation to manage and provide customer service support for the direct delivery of programs and services.

Expenditures/FTE	2023 Actuals	2024 Adopted	2025 Proposed	2026 Proposed
Customer Service	22,246,598	27,408,576	30,187,900	31,357,341
Full Time Equivalents Total	254.00	254.00	254.00	254.00

Drainage System

The purpose of the Drainage System Program is to provide appropriation for maintaining the drainage system, drainage conveyance, stormwater detention and green stormwater infrastructure.

Expenditures/FTE	2023 Actuals	2024 Adopted	2025 Proposed	2026 Proposed
Drainage System	7,756,778	10,442,950	10,172,376	10,583,923
Full Time Equivalents Total	2.00	5.00	24.00	24.00

Seattle Public Utilities

DWW Facilities & Equip

The purpose of the DWW Facilities and Equipment Program is to provide appropriation for drainage and wastewater operating and decant facilities

	2023	2024	2025	2026
Expenditures/FTE	Actuals	Adopted	Proposed	Proposed
DWW Facilities & Equip	1,701,368	966,277	1,058,387	1,225,362
Full Time Equivalents Total	-	-	-	1.00

DWW System Operations

The purpose of the DWW System Operations Program is to provide appropriation for drainage and wastewater overall system planning, system modeling and analysis, source control, compliance and outreach and education.

	2023	2024	2025	2026
Expenditures/FTE	Actuals	Adopted	Proposed	Proposed
DWW System Operations	31,092,998	36,675,752	37,826,507	39,089,798
Full Time Equivalents Total	2.00	3.00	8.00	9.00

Emergency Response

The Emergency Response Program provides appropriation to procure necessary equipment and provide maintenance and support services in case of emergencies.

	2023	2024	2025	2026
Expenditures/FTE	Actuals	Adopted	Proposed	Proposed
Emergency Response	6,249,362	2,889,150	2,922,210	3,038,373

Engineering

The purpose of the Engineering Program is to provide engineering design and support services, construction inspection, and project management services to capital improvement projects and to the managers of facilities.

	2023	2024	2025	2026
Expenditures/FTE	Actuals	Adopted	Proposed	Proposed
Engineering	16,522,428	19,106,822	21,470,023	22,479,555
Full Time Equivalents Total	111.00	114.00	118.00	123.00

Pre-Capital Planning

The purpose of the Pre-Capital Planning Program is to support business case development, project plans, and options analysis. This program will capture all costs associated with a project that need to be expensed during its life cycle, including any post-construction monitoring and landscape maintenance.

	2023	2024	2025	2026
Expenditures/FTE	Actuals	Adopted	Proposed	Proposed
Pre-Capital Planning	6,741,201	4,584,551	5,669,114	5,315,990

Seattle Public Utilities

Solid Waste Facilities & Equip

The purpose of the Solid Waste Facilities & Equipment Program provides appropriation to maintain and support the solid waste facilities and landfills.

	2023	2024	2025	2026
Expenditures/FTE	Actuals	Adopted	Proposed	Proposed
Solid Waste Facilities & Equip	6,126,450	6,539,966	7,437,292	7,728,738
Full Time Equivalents Total	1.00	1.00	2.00	2.00

Solid Waste Operations

The purpose of the Solid Waste Operations Program provides appropriation for overall solid waste system planning, operations of the transfer stations, solid waste outreach and management of the Local Hazardous Waste Mitigation Program (LHWMP).

	2023	2024	2025	2026
Expenditures/FTE	Actuals	Adopted	Proposed	Proposed
Solid Waste Operations	41,796,322	44,721,616	48,463,131	50,399,005
Full Time Equivalents Total	101.56	101.56	96.56	96.56

Wastewater System

The Wastewater System Program provides appropriation to maintain wastewater conveyance, pump stations and storage.

	2023	2024	2025	2026
Expenditures/FTE	Actuals	Adopted	Proposed	Proposed
Wastewater System	12,137,262	14,939,731	16,546,289	17,151,704
Full Time Equivalents Total	233.05	233.05	242.05	242.05

Water Distribution System

The Water Distribution System Program provides appropriation to maintain water distribution conveyance, pump stations and reservoirs.

	2023	2024	2025	2026
Expenditures/FTE	Actuals	Adopted	Proposed	Proposed
Water Distribution System	14,116,664	17,669,623	15,229,123	15,847,277
Full Time Equivalents Total	120.09	120.09	121.09	122.09

Water Facilities & Equipment

The Water Facilities & Equipment Program provides appropriation to maintain water storage facilities.

	2023	2024	2025	2026
Expenditures/FTE	Actuals	Adopted	Proposed	Proposed
Water Facilities & Equipment	3,204,252	3,028,364	2,849,284	2,967,170

Seattle Public Utilities

Water Supply & Transmssn Systm

The Water Supply and Transmission System Program provides appropriation to operate and maintain the water pipelines, reservoirs and water sheds.

	2023	2024	2025	2026
Expenditures/FTE	Actuals	Adopted	Proposed	Proposed
Water Supply & Transmssn Systm	6,349,006	5,188,097	5,059,094	5,242,380

Water System Operations

The Water System Operations Program provides appropriation to plan and monitor the overall water system and water quality lab, and includes the work for the Cedar River Habitat conservation.

	2023	2024	2025	2026
Expenditures/FTE	Actuals	Adopted	Proposed	Proposed
Water System Operations	31,962,390	34,271,307	41,748,435	43,512,037
Full Time Equivalents Total	137.00	137.00	159.00	165.00

Seattle Department of Transportation

Greg Spotts, Director

(206) 684-5000

<http://www.seattle.gov/transportation>

Department Overview

The Seattle Department of Transportation (SDOT) develops, maintains, and operates a transportation system that promotes the safe and efficient mobility of people and goods, and enhances the quality of life, environment, and economy of Seattle and the surrounding region. The City's transportation infrastructure is estimated to be worth approximately \$28 billion, including these major system assets:

- 1,548 lane-miles of arterial streets;
- 2,396 lane-miles of non-arterial streets;
- 2,293 miles of sidewalks;
- 134 bridges;
- 534 stairways;
- 537 retaining walls;
- 2.2 miles of seawalls;
- 1,159 signalized intersections;
- 57.1 miles of multi-purpose trails;
- 2,301 miles of improved sidewalks and median pathways;
- 172 miles of on-street bicycle facilities;
- 41,000 street trees;
- 1,448 pay stations;
- 44,602 curb ramps;
- close to 205,000 signs

The SDOT budget covers three major lines of business:

The **Transportation Capital Improvement Program** includes the major maintenance and replacement of SDOT's capital assets; the program also develops and constructs additions to the City's transportation infrastructure. The program includes the Major Maintenance/Replacement, Major Projects, Mobility-Capital, Central Waterfront, and Capital General Expense Budget Summary Levels (BSLs).

Operations and Maintenance covers day-to-day operations and routine maintenance that keep people and goods moving throughout the city, which includes operating the city's movable bridges and traffic signals, cleaning streets, repairing potholes, issuing permits, maintaining trees, and transportation planning and engineering. The seven BSLs in this area are: South Lake Union Streetcar Operations; First Hill Streetcar Operations; Waterfront and Civic Projects; Bridges and Structures; Maintenance Operations; Mobility-Operations; and Right-of-Way Management.

Business Management and Support provides overall policy direction and business support for SDOT and includes the Leadership and Administration and General Expense BSLs.

Seattle Department of Transportation

Budget Snapshot

	2023 Actuals	2024 Adopted	2025 Proposed	2026 Proposed
Department Support				
General Fund Support	56,039,809	58,935,410	55,062,486	57,234,021
Other Funding - Operating	240,437,964	268,050,292	264,247,410	267,351,724
Total Operations	296,477,773	326,985,702	319,309,896	324,585,745
Capital Support				
General Fund Support	309,132	4,480,000	1,042,414	1,468,000
Other Funding - Capital	332,521,654	379,827,665	175,541,176	153,514,459
Total Capital	332,830,786	384,307,665	176,583,590	154,982,459
Total Appropriations	629,308,559	711,293,367	495,893,486	479,568,204

Full-Time Equivalents Total*	1,044.00	1,113.50	1,116.50	1,116.50
------------------------------	----------	----------	----------	----------

* FTE totals are provided for informational purposes only. Changes in FTEs resulting from City Council or Human Resources Director actions outside of the budget process may not be detailed here

Budget Overview

The 2025-2026 Proposed Budget for the Seattle Department of Transportation (SDOT) highlights the challenge of meeting increasing demand for transportation safety and services with limited funding resources. Driving factors for reduced transportation investments include the expiration of the Levy to Move Seattle at the end of 2024 and declining or flat projected revenues for 2025 and 2026. With fewer financial resources available, SDOT will focus on capital project delivery for existing work and commitments made in the levy. Less will be spent on maintenance and preservation of assets (roads, bridges, transit, pedestrian and bike facilities), while innovations and system enhancements will be delayed to a future time when more resources are available. This slowing of maintenance and asset preservation work will affect transportation safety, mobility of goods and services, and climate and environmental goals. Ordinance 127053, passed by City Council in July 2024, placed a new transportation levy on the November 2024 ballot. Passage of this measure will inform and require major adjustments to the proposed budget that may include the restoration of programs or projects with reduced funding in this budget.

Significant reductions to the SDOT budget stem largely from the loss of levy proceeds in 2025 (described in greater detail in following pages), as well as General Fund reductions. These reductions include:

- The Levy to Move Seattle, totaling \$930 million over 9 years (\$103 million per year), which expires at the end of 2024. Levy proceeds funded ongoing maintenance, operations, and new transportation projects.
- SDOT's General Fund budget allocation will be reduced by \$9 million annually, beginning in 2025. This represents an 8% reduction to total General Fund budget over the beginning 2025 baseline budget. While the amount of SDOT's General Fund will be reduced, SDOT will maintain the lower limit of General Fund appropriations established in the Levy to Move Seattle authorizing legislation for the 2025-2026 biennium.
- Transportation specific revenues such as Gas Tax, automated traffic enforcement camera fines, and Commercial Parking Tax continue to either decline or remain flat, outstripped by increasing costs for myriad transportation activities that, in many cases, exceed general inflation (more information about transportation-specific revenue and cost projections can be found in the Appendix for individual Fund Financial Plans).

With the small amount of funding from the Levy to Move Seattle remaining to complete the original 9-year levy plan

Seattle Department of Transportation

into 2025 and beyond, SDOT must rebalance investment levels across the department to ensure critical ongoing programs remain supported. While almost no program areas remain fully funded to 2024 levels, the proposed budget prioritizes the following areas of service to maintain core functions for the transportation system:

- Base operational functions like signals, paint, and signage;
- Bridge operations;
- Paving, bike lane, and transit improvement maintenance;
- School, pedestrian and traveler safety programs, including the Vision Zero program;
- Emergency and weather response activities;
- Street use permitting and inspection functions;
- American Disabilities Act infrastructure and other regulatory requirements.

Without a levy, SDOT must reduce spending in many program areas, some significantly. The following programmatic areas will see the largest dollar reductions in this proposed budget:

- New mobility initiatives;
- New sidewalks;
- Bridge seismic reinforcement planning and construction;
- Urban trails and bikeway expansion;
- New protected bike lanes;
- Neighborhood greenway investments, and;
- Small neighborhood projects.

Additional actions that will be taken by SDOT to preserve as much funding as possible for priority programs while supporting existing staffing levels include:

- Department-wide reductions to administrative functions and internal support programs;
- Holding vacant positions open and evaluating critical position needs including management-level staffing and overall staffing counts;
- Reductions in general service levels across many non-critical programs;
- Reevaluating investments in bus transit initiatives for post-covid travel patterns; and
- Reductions to programmatic and reserve funding levels for streetcar operations and future transit planning.

As the proposed budget continues to center organizational values under difficult funding circumstances, some activities will be expanded either through self-generating revenues or because they are identified as Mayoral priorities. These include:

- **Automated Enforcement Program Expansion:** SDOT's School Zone Camera Program, which operates 30 cameras that provide enforcement for speeding violations in school zones, will more than double the number of enforcement cameras in operation, bringing 37 new cameras (18 locations) online by the start of the 2025 school year. This expansion is intended to increase safety around Seattle schools, with projected increases of fine revenues of \$4.2 million in 2025 and \$10.3 million in 2026. These revenues will help re-establish reduced financial reserves and support the continuation of school safety infrastructure investments like sidewalks and crosswalks in and around schools, which would otherwise see further reductions without this program expansion.
- **Unified Care Team Expansion:** The Unified Care Team (UCT) coordinates outreach and referrals to shelter for people experiencing homelessness, removes trash and debris from encampments, and restores public spaces. The proposed budget expands services provided by the UCT from 5 to 7 days per week, adding \$1.4 million to the SDOT budget in 2025 and 2026, and 3.0 FTE to support this expansion.
- **Street Use Fee Increase:** SDOT's use, occupancy, and citation fees have not been updated since 2019; therefore, the proposed budget includes legislation to update the fees to reflect a 25.8% inflationary increase. In addition, the proposed budget includes a 2.4% increase in permit issuance, renewal rates, and hourly service rates to adjust fees for inflation. These fees were last adjusted at the beginning of 2024. These changes will help advance the City's goal of achieving cost recovery for permitting activities and help

Seattle Department of Transportation

Seattle residents and businesses in the form of managing right-of-way, activating public space, and leveraging development and utility restoration efforts.

- **Seattle Transit Measure (STM)/Sound Transit 3 (ST3):** Sound Transit 3 is the largest infrastructure program in Seattle’s history. Its high-capacity transit investments, including the mega-projects of West Seattle Link Extension (WSLE) and Ballard Link Extension (BLE), will be transformational. City staffing is critical to ensuring on-time project delivery while ensuring compliance with relevant statutes and codes and upholding the 2018 Partnering Agreement. The proposed budget includes \$5.2 million in 2025 and \$6.8 million in 2026 to fund approximately 51 additional staff in various departments. These funds are appropriated in the “Finance General” department budget pending the development of a detailed staffing plan.

Seattle Department of Transportation

Incremental Budget Changes

Seattle Department of Transportation

	Dollars	FTE
2025 Beginning Budget	741,338,529	1113.50
Baseline		
Revenue Technical Changes	-	-
Revenue Forecast Correction	-	-
Reversal of One-Time Budget Items	(18,469,567)	-
Paid Parking Program Technical Corrections	2,950,000	-
Citywide Adjustments for Standard Cost Changes	7,469,773	-
Bargained Annual Wage and Market Wage Increases to Base Budget	7,353,357	-
Proposed Operating		
Realigning Core Operating Services after Levy to Move Seattle	(24,085,875)	-
School Speed Zone Safety Camera Expansion	-	-
Unified Care Team Expansion	1,429,558	3.00
Street Use Fee Legislation	-	-
Downtown Activation Plan - Central Waterfront Grand Opening	250,000	-
Seattle Transit Measure Alignment - Operating	(8,061,813)	-
Seattle Transit Measure Support for Streetcar Operations	-	-
General Fund Program Reductions	(5,453,579)	-
Street Surface Maintenance Reductions	(1,143,048)	-
Proposed Capital		
Realigning Core CIP Services after Levy to Move Seattle	12,701,395	-
Protected Bike Lanes and Transit Corridor Improvement Investments	8,122,376	-
Bridge Seismic Program Funding	4,000,000	-
East Marginal Way North Segment Funding	4,500,000	-
Seattle Transit Measure Alignment - Capital	4,620,915	-
Proposed Technical		
Reduce Transportation Network Company Tax for Debt Service	-	-
Debt Service Technical Adjustment	1,867,871	-
Revenue Technical Adjustment - Central April Revenue Forecast	-	-
Revenue Technical Adjustment - Central August Revenue Forecast	-	-
Revenue Technical Adjustment - SDOT Revenue Projections	-	-
Paid Parking Incremental Revenue	-	-
First Hill Streetcar Operations Technical Adjustment	(325,831)	-
SLU Streetcar Operations Technical Adjustment	(211,134)	-
Street Use Technical Adjustment	2,718,015	-

Seattle Department of Transportation

Operations and Maintenance Technical Adjustments	20,942,981	-
Reimbursable Technical Adjustments	2,019,198	-
Technical CIP Adjustments - 2025	(286,305,332)	-
Technical CIP Adjustments - 2026-2027	-	-
Technical CIP Adjustments - 2030 Ongoing CIP	-	-
Capital Out-Year Adjustments	5,124,911	-
REET II Debt Service Capital Budget Alignment	(1,246,502)	-
Waterfront Bond Timing Adjustments	10,713,000	-
Final Adjustments for Standard Cost Changes	-	-
Bargained Annual Wage and Market Wage Increases to Base Budget – Local 77	3,074,288	-
Fund Balancing Entries	-	-
Total Incremental Changes	\$(245,445,043)	3.00
Total 2025 Proposed Budget	\$495,893,486	1116.50

Description of Incremental Budget Changes

Baseline

Revenue Technical Changes

Revenues -

This change adds technical adjustments to the Seattle Department of Transportation's baseline revenue to align it with the 2024 Adopted Budget's revenue amounts.

Revenue Forecast Correction

Revenues \$(5,238,103)

This change adjusts total baseline revenue forecasts for Seattle Department of Transportation (SDOT)-driven projections for reimbursable revenues, transportation-specific revenues, and financial system corrections to match the 2024 Adopted Budget's starting point.

Reversal of One-Time Budget Items

Expenditures \$(18,469,567)

This change reverses one-time budget items that were included in the Adopted 2024 Budget and establishes a corrected baseline budget for the proposed budget.

Paid Parking Program Technical Corrections

Expenditures \$2,950,000

This technical change corrects errors in budget for the Seattle Department of Transportation's Paid Parking Program, establishing ongoing funding that was inadvertently identified as one-time support in the 2024 Adopted Budget.

Citywide Adjustments for Standard Cost Changes

Seattle Department of Transportation

Expenditures \$7,469,773

Citywide technical adjustments made in the baseline phase reflect changes to internal services costs, including rates from the Department of Finance & Administrative Services, Seattle Information Technology Department, Seattle Department of Human Resources, and for healthcare, retirement, and industrial insurance charges for the department. These adjustments reflect initial assumptions about these costs and inflators early in the budget process.

Bargained Annual Wage and Market Wage Increases to Base Budget

Expenditures \$7,353,357

This centrally administered change adjusts appropriations to reflect the Annual Wage Increases and Market Adjustments, as outlined in the agreements between the City and the Coalition of Unions or other standalone Unions, for personnel costs included in this department's baseline budget. This includes increases to salary, FICA, Medicare, retirement, overtime and temporary labor.

Proposed Operating

Realigning Core Operating Services after Levy to Move Seattle

Expenditures \$(24,085,875)

This change captures numerous reductions to operating projects in the Proposed 2025-26 Budget to realign Seattle Department of Transportation's (SDOT's) operating budget to reflect the highest priority investments with the expiration of the Levy to Move Seattle on December 31st, 2024 and loss of associated tax revenues beginning in 2025. Because the Levy to Move Seattle largely supported capital projects, operating program realignment in this budget action largely represents a transfer of operating revenues to support critical capital functions that would be otherwise underfunded with the loss of the Levy to Move Seattle. These changes include the following 5 funds and impacts in 2025 and 2026:

- General Fund (-\$830,000 in 2025, -\$860,000 in 2026)
- Levy to Move Seattle Fund (-\$12.4 million in 2025, -\$12.8 million in 2026)
- Transportation Fund (-\$8.2 million in 2025 and -\$8.5 million in 2026)
- School Safety Traffic and Pedestrian Improvement Fund (-\$120,000 in 2025 and -\$130,000 in 2026)
- Transportation Benefit District Fund (-\$2.5 million in 2025 and -\$2.6 million in 2026)

This change captures numerous reductions to operating projects in the proposed budget, realigning SDOT's operating budget to reflect the highest priority investments with the expiration of the Levy to Move Seattle in 2024 and loss of associated property tax proceeds beginning in 2025. Because the Levy largely supported capital projects, operating program realignment in this budget action largely represents a transfer of operating revenues to support critical capital functions that would be otherwise underfunded with the loss of the Levy. These changes by fund include:

- General Fund (-\$830,000 in 2025, -\$860,000 in 2026)
- Move Seattle Levy Fund (-\$12.4 million in 2025, -\$12.8 million in 2026)
- Transportation Fund (-\$8.2 million in 2025 and -\$8.5 million in 2026)
- School Safety Traffic and Pedestrian Improvement Fund (-\$120,000 in 2025 and -\$130,000 in 2026)
- Transportation Benefit District Fund (-\$2.5 million in 2025 and -\$2.6 million in 2026)

Forty-five projects are impacted by the above reductions, including but not limited to: Administrative programs and management; Bridges and Structure operating maintenance programs; Citywide & Community Planning program; Urban Forestry program; and Pothole Repair Program. Overall impacts of reductions to these programs will result in reduced service levels. In some cases, however, budget reductions identified here are mitigated by restored funding in other areas to maintain total funding levels (such as for Pothole Repair, which will not see total reduced funding levels because of this change).

Seattle Department of Transportation

School Speed Zone Safety Camera Expansion

Revenues \$4,200,000

The School Zone Camera program is a joint program between the Seattle Department of Transportation (SDOT), Seattle Police Department (SPD), and the Seattle Municipal Court (SMC) that installs and operates automated enforcement cameras and processes citations for 30 cameras intended to enforce speed limits in school zones at 19 camera locations (18 schools).

This item expands the program, installing 37 new cameras at 18 additional locations, intending to be operational by fall 2025. This expansion will nearly double the total number of existing locations that have automated school zone camera enforcement. There are no installation costs identified in SDOT for 2025; SDOT installation costs were included in the 2024 Adopted Budget. The projected revenue from camera expansion to the School Safety, Traffic and Pedestrian Improvement (SSTPI) Fund is \$4.2 million in 2025 and \$10.3 million in 2026. Revenue will be used to offset operating and citation processing costs in SDOT, SPD, and SMC, and to support healthy fund balances in the SSTPI Fund that reduce the risk of future reductions to school safety and pedestrian improvement projects due to revenue variability. The budget changes for SPD and SMC operating and citation processing costs associated with this expansion are included in their respective Budget Book sections. Please see these sections for more information about these impacts.

Unified Care Team Expansion

Expenditures \$1,429,558

Position Allocation 3.00

The Unified Care Team (UCT) coordinates outreach and referrals to shelter for people experiencing homelessness, removes trash and debris from encampments, and restores access to public spaces. This item adds \$1.4 million of General Fund resources and 3.0 FTE in SDOT to expand SDOT's team to provide additional services under the UCT program. This funding will support a mix of labor costs in SDOT as well as contracted support to expand UCT-related services from 5 to 7 days a week.

Street Use Fee Legislation

Revenues \$6,679,000

The proposed budget includes legislation that increases street use fines and fees to keep pace with inflation. SDOT's fees for occupying the right-of-way for non-transportation purposes have not been adjusted since 2019. SDOT's hourly fees were last increased in 2024. This item brings fees in-line with changes in the Consumer Price Index. This revenue change is ongoing. For more information, please consult the associated Council Bill that adjusts SDOT's street use fees.

Downtown Activation Plan - Central Waterfront Grand Opening

Expenditures \$250,000

This one-time item provides funding to support the Central Waterfront Grand Opening as part of the Mayor's Downtown Activation Plan. The Downtown Activation Plan (DAP), announced in June 2023, outlines the Mayor's plan to revitalize and transform Downtown Seattle as the city continues to recover from the impacts of the COVID-19 pandemic. The Central Waterfront program will reach completion of all construction elements in 2025.

Seattle Transit Measure Alignment - Operating

Expenditures \$(8,061,813)

This one-time change decreases appropriations associated with the Seattle Transit Measure (STM) to reflect the

Seattle Department of Transportation

current spending plan for 2025 and 2026. The total reduction is \$8.06 million in 2025 and \$871,642 in 2026. This item includes a \$3,633,000 contribution to Finance General in 2025 for Sound Transit 3 staffing and another \$3,675,000 in 2026. A companion item increases the SDOT Capital Improvement Program for the STM to reflect the complete STM spending plan.

Seattle Transit Measure Support for Streetcar Operations

Expenditures

-

This one-time item exchanges \$10.2 million of funding for Streetcar Operations from Commercial Parking Tax revenues in the Transportation Fund for Seattle Transit Measure revenues in the Transportation Benefit District Fund. This transfer allows SDOT to maintain streetcar operations while preserving funding needed to support debt service payments in the Transportation Fund. Please see the "Debt Service Technical Adjustment" change and the "Reduce Transportation Network Company Tax for Debt Service" change for more detail on the total impact of these changes.

General Fund Program Reductions

Expenditures

\$(5,453,579)

The General Fund revenue forecast for the City's proposed budget is insufficient to cover all anticipated Citywide costs. General Fund reductions were identified to mitigate this shortfall. In the Seattle Department of Transportation (SDOT), this item reduces General Fund resources in the amount of \$5.5 million in 2025 and \$6.1 million in 2026, ongoing, across 30 SDOT programs that are funded in whole or in part with General Fund revenues. Highlighted program reductions from this change include but are not limited to Signal Maintenance (-\$1 million), Preventative Maintenance (-\$790,000), Bridge and Structures Maintenance (-\$690,000), Transportation Operations Center (-\$440,000), and Street Cleaning Services (-\$370,000). These reductions do not change funding levels from non-General Fund sources in these projects and represent less than 8% reduction for any one project's total budget.

Street Surface Maintenance Reductions

Expenditures

\$(1,143,048)

This change reduces the Street Cleaning Program by \$250,000 in the Transportation Fund and the Surface Maintenance Program by \$893,000 in the Transportation Benefit District Fund. With the expiration of the Levy to Move Seattle in 2024 and loss of associated property tax proceeds in 2025, this change comprises part of a transfer of resources from these programs to the 2025-2030 Proposed CIP to provide additional funding to support Transit Corridor Improvements and Protected Bike Lane investments.

Proposed Capital

Realigning Core CIP Services after Levy to Move Seattle

Expenditures

\$12,701,395

This item captures numerous transfers, increases, and reductions to capital projects in the 2025-2030 Proposed CIP to realign the Seattle Department of Transportation's (SDOT's) capital budget to reflect the highest priority investments with the expiration of the Levy to Move Seattle in 2024 and loss of associated property tax proceeds beginning in 2025. These changes by funds include:

- General Fund (\$1.0 million)
- Move Seattle Fund (-\$540,000)
- Transportation Fund (\$9.4 million)
- School Safety Traffic and Pedestrian Improvement Fund (\$400,000)
- Transportation Benefit District Fund (\$2.7 million)
- REET II Capital Fund (-\$340,000)

Seattle Department of Transportation

Within these funds, 60 CIP projects are impacted. Projects prioritized for replacement funding after the loss of the Levy to Move Seattle include but are not limited to: Sidewalk Safety Repair; SDOT ADA Curb Ramp Program; Pedestrian Master Plan - Crossing Improvements; Vision Zero Safety Program, and Arterial Major Maintenance. Highlighted projects that will see reductions over baseline 2024 CIP funding include but are not limited to: Accela Permitting System Program; Pedestrian Master Plan - New Sidewalk program; Pedestrian Master Plan - School Safety Program; Bike Master Plan - Greenways, and Transit Corridor Improvements. In some cases, reductions are a return to historical spending levels, and do not represent a long-term reduction to funding (like school safety improvements), following one-time increases in 2024.

Protected Bike Lanes and Transit Corridor Improvement Investments

Expenditures	\$8,122,376
--------------	-------------

During the development of the proposed budget, the Seattle Department of Transportation (SDOT) identified a series of additional CIP investment priorities, including additional funding for Bike Master Plan - Protected Bike Lanes and Transit Corridor Improvements, funded through a combination of Transportation Fund, Transportation Benefit District Fund, and REET II Capital Fund resources. The funding made available for these investments is supported by a combination of reductions in these Funds to street maintenance activities, revenues generated by the automated "block-the-box" camera enforcement pilot program and increases to Street Use fees.

Bridge Seismic Program Funding

Expenditures	\$4,000,000
--------------	-------------

This item adds \$4 million of Levy to Move Seattle funding to the Bridge Seismic Retrofit - Phase III program (CIP Project MC-TR-C090) in 2025 in the 2025-2030 Proposed CIP. This program contains a list of 16 seismic retrofit programs evaluated and planned through the life of the Levy to Move Seattle. Bridge seismic retrofits are typically high-cost projects that are susceptible to external cost inflation and increased costs discovered during project design. The program requires additional funding to complete the planned list of bridge seismic projects. This funding is made available by the Levy to Move Seattle Fund through levy project savings.

East Marginal Way North Segment Funding

Expenditures	\$4,500,000
--------------	-------------

This item adds \$4.5 million of Levy to Move Seattle funding to the East Marginal Way North Segment component of the Heavy Haul Network Program (CIP Project MC-TR-C090) in 2025 in the 2025-2030 Proposed CIP to cover a funding shortfall preventing the completion of the project. The Seattle Department of Transportation (SDOT) is making improvements along the north segment of the corridor – between S. Atlantic St. and S. Spokane St. The improvements will reconstruct the roadway along this freight corridor to support truck loads with an expected lifetime of 50 years. The project will also construct a protected bike lane, including rebuilding the existing traffic signal at S. Hanford St. and adding a new signal at S. Horton St. to provide protected crossings for cyclists. This additional funding is necessary due to the need to relocate and modify existing rail yard track and is made available through project savings in the Levy to Move Seattle Fund.

Seattle Transit Measure Alignment - Capital

Expenditures	\$4,620,915
--------------	-------------

This item aligns capital budget appropriations with the current Seattle Transit Measure spending plan. This item includes a \$144,085 adjustment to fund a Finance General appropriation in 2025 for Sound Transit 3 staffing as well as a \$1,529,752 adjustment in 2026. A companion item decreases STM operating appropriations to reflect the complete STM spending plan.

Seattle Department of Transportation

Proposed Technical

Reduce Transportation Network Company Tax for Debt Service

Expenditures

-

This change reduces total debt service payment budget supported by Transportation Network Company Tax in the General Fund in the amount of \$6.2 million in 2025 and ongoing and replaces it with Commercial Parking Tax in the Transportation Fund for the same amount. Please see the "Debt Service Technical Adjustment" change and the "Seattle Transit Measure Support for Streetcar Operations " change for more detail on the total impact of these changes.

Debt Service Technical Adjustment

Expenditures

\$1,867,871

This technical adjustment aligns the Seattle Department of Transportation's (SDOT's) anticipated debt service obligations with projected debt service schedules for the Proposed 2025-2026 Budget. This item adds \$1.9 million in 2025 and reduces \$9.5 million in 2026, supported by general tax revenues in the General Fund (adding \$210,000 in 2025 and reducing \$5.6 million in 2026), and Commercial Parking Tax revenues in the Transportation Fund (adding \$1.7 million in 2025 and reducing \$3.9 million in 2026).

These changes reflect both an updated debt service schedule with reduced debt service obligations beginning in 2026, as well as shift in debt service funding obligations from General Fund to the Transportation Fund for the repayment of debt obligations. This transfer facilitates General Fund reductions required due to reduced overall General Fund revenues without significantly impacting SDOT's program delivery. Please see the "Reduce Transportation Network Company Tax for Debt Service" change and the "Seattle Transit Measure Support for Streetcar Operations " change for more detail on the total impact of these changes.

Revenue Technical Adjustment - Central April Revenue Forecast

Revenues

\$525,930

This change updates 2025 baseline revenues for adjustments made in the April Central Revenue Forecast.

Revenue Technical Adjustment - Central August Revenue Forecast

Revenues

\$(2,477,625)

This change updates 2025 baseline revenues for adjustments made in the April Central Revenue Forecast.

Revenue Technical Adjustment - SDOT Revenue Projections

Revenues

\$(110,415,987)

This change corrects SDOT-forecasted revenue projections for numerous transportation revenue sources, including reimbursable revenues, forecasted transportation-specific revenues, interest, and cost center revenues to align with baseline 2025 revenue projections. This is a companion change to centrally-forecasted revenue updates.

Paid Parking Incremental Revenue

Expenditures

-

This change allocates \$600,000 of General Fund dedicated incremental parking revenue anticipated to be generated from historical changes to minimum and maximum parking rates established in the Adopted 2024 Budget. These funds are projected to be available in 2026 and will fund the Seattle Department of Transportation's (SDOT's) Paid Parking - Pay by Phone program.

Seattle Department of Transportation

First Hill Streetcar Operations Technical Adjustment

Expenditures	\$(325,831)
Revenues	\$146,215

This technical adjustment decreases appropriations for First Hill Streetcar operations. Adjustments are needed due to ORCA fare and contribution revenue offsets against King County Metro billings, inflationary increases, annual wage increases, and market adjustments.

SLU Streetcar Operations Technical Adjustment

Expenditures	\$(211,134)
Revenues	\$(146,215)

This technical adjustment decreases appropriations for South Lake Union Streetcar operations. Adjustments are needed due to ORCA fare and contribution revenue offsets against King County Metro billings, inflationary increases, annual wage increases, and market adjustments.

Street Use Technical Adjustment

Expenditures	\$2,718,015
Revenues	\$3,451,745

This technical adjustment aligns the budget with anticipated expenditures and revenues in SDOT's Street Use program, which is funded by permit issuance fees, hourly service fees, use and occupation fees, and modification fees. This item does not include revenue changes associated with SDOT's street use fee legislation.

Operations and Maintenance Technical Adjustments

Expenditures	\$20,942,981
--------------	--------------

This item adjusts centralized budget changes for the Seattle Department of Transportation (SDOT) to reflect true-up activities in 5 Funds:

- General Fund (\$1.7 million in 2025 and \$1.8 million in 2026)
- Levy to Move Seattle Fund (\$370,000 in 2025 and \$320,000 in 2026)
- Transportation Fund (\$16.5 million in 2025 and \$13.0 million in 2026)
- School Safety, Traffic and Pedestrian Improvement Fund (\$330,000 in 2025 and \$340,000 in 2026)
- Transportation Benefit District Fund (\$2.0 million in 2025 and \$4.1 million in 2026)

These changes combine alignment for non-labor contract inflation, changes in the indirect cost recovery rates associated with the expiration of the Levy to Move Seattle, non-labor central cost impacts not already factored into central cost changes elsewhere in this budget, and labor inflation not already factored into Annual Wage Increase changes elsewhere in this budget. All net increases to budget in this change are either offset by reductions elsewhere in this budget or supported by fund balance in their respective funds.

Reimbursable Technical Adjustments

Expenditures	\$2,019,198
Revenues	\$(794,855)

This technical change adds \$2.0 million in 2025 and \$4.1 million in 2026 of reimbursable funding in the Transportation Fund to support activities across 26 projects in the Seattle Department of Transportation (SDOT), and trues up revenue budgets, reflected by a \$790,000 reduction reimbursable revenues. These funds for reimbursable

Seattle Department of Transportation

activities are available from a number of sources, including revenues generated by SDOT cost centers, interdepartmental agreements, or partnerships with agencies external to the city.

Technical CIP Adjustments - 2025

Expenditures	\$(286,305,332)
Revenues	\$(21,651,829)

This technical change reduces unneeded budget authority and budget authority backed by unrealized revenues from 2024, corrects reimbursable budgets, and various small corrections in the 2025 budget year for the 2025-2030 Proposed CIP.

Technical CIP Adjustments - 2026-2027

Expenditures	-
--------------	---

This technical change reduces unneeded budget authority and budget authority backed by unrealized revenues from 2024, corrects reimbursable budgets, and various small corrections in the 2025 budget year for the 2025-2030 Proposed CIP.

Technical CIP Adjustments - 2030 Ongoing CIP

Expenditures	-
Revenues	-

This technical change adds \$27.5 million to capital project spending in the 2030 planning year for the 2025-2030 Proposed CIP. These programs are identified as "ongoing" capital projects, such as capital project maintenance, that spend annual appropriations and have no specified end date. This item is an annual change adding planned spending assumptions to the last year of the CIP. Please see the 2025-2030 Proposed CIP for more information regarding ongoing CIP programs and the 2025-2030 out-year spending plan.

Capital Out-Year Adjustments

Expenditures	\$5,124,911
Revenues	\$5,124,911

This technical adjustment recognizes changes to future planning amounts for capital projects adjusted during the 2024 year.

REET II Debt Service Capital Budget Alignment

Expenditures	\$(1,246,502)
--------------	---------------

This item realigns debt service payment budgets, supported by the Real Estate Excise Tax II funding source, with the correct Budget Summary Level and system coding guidelines in the Capital Improvement Plan, and adjusts budgets to match the annual updates provided by the City's debt service schedule.

Waterfront Bond Timing Adjustments

Expenditures	\$10,713,000
--------------	--------------

This change adjusts the timing of bond issuances and appropriations for the Office of the Waterfront and Civic Projects from 2024 to 2025. This technical adjustment will move a total of \$10,713,000 in bond appropriation authority from 2024 to 2025 in two capital projects: Alaskan Way Main Corridor (MC-TR-C072) will move \$7,713,000 and Overlook Walk/East West Connections (MC-TR-C073) will move \$3,000,000. This adjustment will help "right

Seattle Department of Transportation

size" the bond issuance to better align with projected spending, resulting in interest expense savings.

Final Adjustments for Standard Cost Changes

Expenditures	-
--------------	---

Citywide technical adjustments made in the proposed phase reflect changes to internal services costs, including rates from the Department of Finance & Administrative Services, Seattle Information Technology Department, Seattle Department of Human Resources, and for healthcare for the department. These adjustments reflect final decisions about these costs made during the Proposed Phase of the budget process.

Bargained Annual Wage and Market Wage Increases to Base Budget – Local 77

Expenditures	\$3,074,288
--------------	-------------

This centrally administered change adjusts appropriations to reflect the Annual Wage Increases and Market Adjustments, as outlined in the agreements between the City and Local 77 bargaining units, for personnel costs included in this department's budget. This includes increases to salary, FICA, Medicare, retirement, overtime and temporary labor.

Fund Balancing Entries

Revenues	\$(12,510,809)
----------	----------------

This technical change captures estimates of the contribution or use of fund balance for Seattle Department of Transportation managed funds.

Seattle Department of Transportation

Expenditure Overview

Appropriations	2023 Actuals	2024 Adopted	2025 Proposed	2026 Proposed
SDOT - BC-TR-16000 - Central Waterfront				
13000 - Transportation Fund	22,247,495	500,000	500,000	600,000
30020 - REET II Capital Fund	4,400	-	-	-
35040 - Waterfront LID #6751	38,696,067	350,000	-	-
35900 - Central Waterfront Improvement Fund	16,843,262	6,044,000	-	-
36700 - 2020 Multipurpose LTGO Bond Fund	352,873	-	-	-
36800 - 2021 Multipurpose LTGO Bond Fund	5,327,762	-	-	-
36820 - 2021 Taxable LTGO Bond Fund	453,742	-	-	-
36900 - 2022 Multipurpose LTGO Bond Fund	10,397,566	-	-	-
37200 - 2024 Multipurpose LTGO Bond Fund	-	28,713,000	-	-
37300 - 2025 Multipurpose LTGO Bond Fund	-	-	10,713,000	-
Total for BSL: BC-TR-16000	94,323,167	35,607,000	11,213,000	600,000
SDOT - BC-TR-19001 - Major Maintenance/Replacement				
00100 - General Fund	3,461	3,130,000	-	-
10398 - Move Seattle Levy Fund	34,817,898	54,973,386	4,474,730	-
10800 - Seattle Streetcar Operations	29,562	-	-	-
13000 - Transportation Fund	4,561,916	23,140,820	20,012,853	28,035,747
18500 - School Safety Traffic and Pedestrian Improvement Fund	-	280,000	4	-
19900 - Transportation Benefit District Fund	1,689,393	2,220,799	5,567,702	5,720,000
30010 - REET I Capital Fund	2,224,812	1,020,127	-	-
30020 - REET II Capital Fund	4,654,648	8,351,302	5,758,099	5,920,044
36200 - 2015 Multipurpose LTGO Bond Fund	8,842	-	-	-
36500 - 2018 Multipurpose LTGO Bond Fund	981,371	-	-	-
36810 - 2021 West Seattle Bridge Repair LTGO Bond Fund	6,964,204	-	-	-
Total for BSL: BC-TR-19001	55,936,106	93,116,434	35,813,388	39,675,791
SDOT - BC-TR-19002 - Major Projects				
13000 - Transportation Fund	2,182,047	1,971,000	1,640,985	125,000
36810 - 2021 West Seattle Bridge Repair LTGO Bond Fund	19,234	-	-	-

Seattle Department of Transportation

Total for BSL: BC-TR-19002	2,201,281	1,971,000	1,640,985	125,000
SDOT - BC-TR-19003 - Mobility-Capital				
00100 - General Fund	305,671	1,350,000	1,042,414	1,468,000
10398 - Move Seattle Levy Fund	57,878,909	65,646,551	16,027,373	5,590,000
13000 - Transportation Fund	82,651,442	125,496,945	68,865,184	69,788,346
14000 - Coronavirus Local Fiscal Recovery Fund	792,612	-	-	-
18500 - School Safety Traffic and Pedestrian Improvement Fund	7,354,054	12,605,246	9,714,155	9,421,842
19900 - Transportation Benefit District Fund	15,763,619	26,712,624	22,491,405	17,330,367
30010 - REET I Capital Fund	2,430,739	5,885,294	-	-
30020 - REET II Capital Fund	2,726,325	5,736,561	2,789,875	4,435,236
36410 - 2017 LTGO Taxable Bond Fund	45,793	-	-	-
36810 - 2021 West Seattle Bridge Repair LTGO Bond Fund	1,362,578	-	-	-
36900 - 2022 Multipurpose LTGO Bond Fund	393,767	-	-	-
TBD - To Be Determined	-	-	-	-
Total for BSL: BC-TR-19003	171,705,507	243,433,222	120,930,406	108,033,791
SDOT - BC-TR-19004 - Capital General Expense				
30020 - REET II Capital Fund	-	-	6,985,811	6,547,877
Total for BSL: BC-TR-19004	-	-	6,985,811	6,547,877
SDOT - BO-TR-12001 - South Lake Union Streetcar Operations				
10800 - Seattle Streetcar Operations	3,115,439	4,628,688	4,419,771	4,539,220
Total for BSL: BO-TR-12001	3,115,439	4,628,688	4,419,771	4,539,220
SDOT - BO-TR-12002 - First Hill Streetcar Operations				
10800 - Seattle Streetcar Operations	9,242,318	9,758,277	9,435,601	9,765,625
Total for BSL: BO-TR-12002	9,242,318	9,758,277	9,435,601	9,765,625
SDOT - BO-TR-16000 - Waterfront and Civic Projects				
13000 - Transportation Fund	27,318,904	34,804,912	36,081,169	37,341,951
14500 - Payroll Expense Tax	-	-	250,000	-
35040 - Waterfront LID #6751	10,126,568	-	-	-
35900 - Central Waterfront Improvement Fund	-	-	-	-
Total for BSL: BO-TR-16000	37,445,472	34,804,912	36,331,169	37,341,951
SDOT - BO-TR-17001 - Bridges & Structures				
00100 - General Fund	5,222,589	5,398,900	5,506,166	5,609,877

Seattle Department of Transportation

10398 - Move Seattle Levy Fund	2,798,825	3,030,935	-	1
13000 - Transportation Fund	5,336,898	5,333,930	5,980,243	6,180,468
19900 - Transportation Benefit District Fund	1,716,865	2,835,107	2,556,913	2,641,247
Total for BSL: BO-TR-17001	15,075,177	16,598,871	14,043,322	14,431,593
SDOT - BO-TR-17003 - Mobility Operations				
00100 - General Fund	25,213,952	27,597,971	27,093,311	28,320,770
10398 - Move Seattle Levy Fund	5,315,438	5,215,389	-	-
13000 - Transportation Fund	19,193,776	23,088,339	25,871,780	26,754,160
14000 - Coronavirus Local Fiscal Recovery Fund	138,886	-	-	-
14500 - Payroll Expense Tax	222,755	-	-	-
18500 - School Safety Traffic and Pedestrian Improvement Fund	694,222	702,594	630,003	651,981
19900 - Transportation Benefit District Fund	38,602,428	49,798,762	43,346,496	52,333,149
Total for BSL: BO-TR-17003	89,381,457	106,403,056	96,941,590	108,060,060
SDOT - BO-TR-17004 - ROW Management				
13000 - Transportation Fund	40,095,276	49,690,857	53,917,466	55,738,402
14500 - Payroll Expense Tax	-	1,000,000	-	-
15130 - Gift Catalog - SDOT	(43,292)	-	-	-
Total for BSL: BO-TR-17004	40,051,984	50,690,857	53,917,466	55,738,402
SDOT - BO-TR-17005 - Maintenance Operations				
00100 - General Fund	11,511,679	13,036,487	14,020,252	14,267,967
10398 - Move Seattle Levy Fund	2,523,482	2,439,592	-	-
13000 - Transportation Fund	29,160,463	34,959,000	35,235,373	36,231,638
14000 - Coronavirus Local Fiscal Recovery Fund	1,856,854	-	-	-
19900 - Transportation Benefit District Fund	5,141,769	5,165,030	3,268,817	3,375,324
Total for BSL: BO-TR-17005	50,194,246	55,600,109	52,524,442	53,874,929
SDOT - BO-TR-17006 - Parking Enforcement				
00100 - General Fund	-	-	-	-
Total for BSL: BO-TR-17006	-	-	-	-
SDOT - BO-TR-18001 - Leadership and Administration				
13000 - Transportation Fund	8,284,533	(523,450)	-	-
Total for BSL: BO-TR-18001	8,284,533	(523,450)	-	-
SDOT - BO-TR-18002 - General Expense				
00100 - General Fund	14,091,589	12,902,052	8,442,757	9,035,407
13000 - Transportation Fund	24,311,272	25,922,331	33,053,778	21,598,558

Seattle Department of Transportation

19900 - Transportation Benefit District Fund	5,526,000	10,200,000	10,200,000	10,200,000
30020 - REET II Capital Fund	8,423,010	10,180,010	-	-
Total for BSL: BO-TR-18002	52,351,871	59,204,393	51,696,535	40,833,965
Department Total	629,308,559	711,293,367	495,893,486	479,568,204
Department Full-Time Equivalents Total*	1,044.00	1,113.50	1,116.50	1,116.50

* FTE totals are provided for informational purposes only. Changes in FTEs resulting from City Council or Human Resources Director actions outside of the budget process may not be detailed here

Budget Summary by Fund Seattle Department of Transportation

	2023 Actuals	2024 Adopted	2025 Proposed	2026 Proposed
00100 - General Fund	56,348,941	63,415,410	56,104,900	58,702,021
10398 - Move Seattle Levy Fund	103,334,551	131,305,853	20,502,103	5,590,001
10800 - Seattle Streetcar Operations	12,387,319	14,386,965	13,855,372	14,304,845
13000 - Transportation Fund	265,344,023	324,384,683	281,158,831	282,394,270
14000 - Coronavirus Local Fiscal Recovery Fund	2,788,352	-	-	-
14500 - Payroll Expense Tax	222,755	1,000,000	250,000	-
15130 - Gift Catalog - SDOT	(43,292)	-	-	-
18500 - School Safety Traffic and Pedestrian Improvement Fund	8,048,276	13,587,840	10,344,162	10,073,823
19900 - Transportation Benefit District Fund	68,440,073	96,932,322	87,431,333	91,600,087
30010 - REET I Capital Fund	4,655,551	6,905,421	-	-
30020 - REET II Capital Fund	15,808,383	24,267,873	15,533,785	16,903,157
35040 - Waterfront LID #6751	48,822,635	350,000	-	-
35900 - Central Waterfront Improvement Fund	16,843,262	6,044,000	-	-
36200 - 2015 Multipurpose LTGO Bond Fund	8,842	-	-	-
36410 - 2017 LTGO Taxable Bond Fund	45,793	-	-	-
36500 - 2018 Multipurpose LTGO Bond Fund	981,371	-	-	-
36700 - 2020 Multipurpose LTGO Bond Fund	352,873	-	-	-
36800 - 2021 Multipurpose LTGO Bond Fund	5,327,762	-	-	-
36810 - 2021 West Seattle Bridge Repair LTGO Bond Fund	8,346,016	-	-	-
36820 - 2021 Taxable LTGO Bond Fund	453,742	-	-	-
36900 - 2022 Multipurpose LTGO Bond Fund	10,791,333	-	-	-
37200 - 2024 Multipurpose LTGO Bond Fund	-	28,713,000	-	-
37300 - 2025 Multipurpose LTGO Bond Fund	-	-	10,713,000	-
TBD - To Be Determined	-	-	-	-
Budget Totals for SDOT	629,308,559	711,293,367	495,893,486	479,568,204

Seattle Department of Transportation

Revenue Overview

2025 Estimated Revenues

Account Code	Account Name	2023 Actuals	2024 Adopted	2025 Proposed	2026 Proposed
322040	Nonbus Lic&Perm-Comm Park	657,100	725,000	600,000	600,000
322170	Nonbus Lic&Perm-Truck Overload	147,119	140,000	160,000	160,000
322260	Nonbus Lic&Perm-Meter Hood Fee	4,773,830	4,000,000	4,400,000	4,400,000
322900	Nonbus Lic&Perm-Other	118,800	-	-	-
344900	Transportation-Other Rev	243,676	-	-	-
360220	Interest Earned On Delinquent A	(16)	-	-	-
360290	Parking Fees	32,218,696	42,271,109	37,367,192	39,412,962
360380	Sale Of Junk Or Salvage	(325)	-	-	-
360580	Uncollectible Expense - Misc	1,053	-	-	-
Total Revenues for: 00100 - General Fund		38,159,932	47,136,109	42,527,192	44,572,962
311010	Real & Personal Property Taxes	108,921,167	110,621,202	-	-
344900	Transportation-Other Rev	90,584	-	-	-
360020	Inv Earn-Residual Cash	-	-	-	-
360380	Sale Of Junk Or Salvage	(89)	-	-	-
Total Revenues for: 10398 - Move Seattle Levy Fund		109,011,662	110,621,202	-	-
400000	Use of/Contribution to Fund Balance	-	20,684,651	20,502,103	5,590,001
Total Resources for:10398 - Move Seattle Levy Fund		109,011,662	131,305,853	20,502,103	5,590,001
331110	Direct Fed Grants	471,182	-	-	-
337080	Other Private Contrib & Dons	280,750	2,026,539	-	-
344050	Transit Charges-Monorail	-	-	46,000	60,000
344900	Transportation-Other Rev	5,161,975	1,644,010	-	-
360020	Inv Earn-Residual Cash	-	-	141,590	164,529
360360	Sponsorship And Royalties	-	198,000	110,000	113,000
374030	Capital Contr-Fed Dir Grants	-	469,214	432,624	409,685
397000	Operating Transfers In Summ	-	(640,000)	-	-
397010	Operating Transfers In	5,526,192	10,858,977	10,200,000	10,200,000
Total Revenues for: 10800 - Seattle Streetcar Operations		11,440,099	14,556,740	10,930,214	10,947,214
400000	Use of/Contribution to Fund Balance	-	(169,775)	2,925,158	3,357,631

Seattle Department of Transportation

Total Resources for:10800 - Seattle Streetcar Operations		11,440,099	14,386,965	13,855,372	14,304,845
313020	Sales & Use Tax	255,518	-	-	-
316060	B&O Tax-Commercial Parking	51,686,222	48,856,415	54,037,906	54,649,422
318020	Employee Hrs Tax	(297)	-	341,000	353,000
318060	Comm Parking Tax Penalties Int	275,680	-	-	-
321900	Bus Lic&Perm-Other	-	-	1,494,635	1,546,940
322040	Nonbus Lic&Perm-Comm Park	-	36,450	235,802	244,030
322060	Nonbus Lic&Perm-Sign	-	-	-	-
322150	Nonbus Lic&Perm-Issuance	7,674,760	5,843,750	8,125,000	8,364,000
322160	Nonbus Lic&Perm-Renewal	1,345,664	-	-	-
322180	Nonbus Lic&Perm-Oth Street Use	268,173	85,050	-	-
322190	Nonbus Lic&Perm-Penalties	6,752	-	-	-
322900	Nonbus Lic&Perm-Other	2,631,013	1,206,554	3,752,946	3,883,529
330000	Intergovernmental Revenues	-	202,422	-	-
330020	Intergov-Revenues	-	606,000	-	-
331110	Direct Fed Grants	20,516,460	23,113,035	34,674,000	45,001,000
333110	Ind Fed Grants	5,506,629	44,531,561	7,316,536	871,302
334010	State Grants	4,760,336	16,058,451	6,148,000	13,000,000
335011	Multimodal Transportation Dist	990,074	1,015,740	1,005,000	1,008,000
335050	Mtr Veh Fuel Tx-St Improvement	14,097,440	14,776,321	14,555,999	14,431,999
337010	Grants & Contr From Local Govt	2,009,736	-	-	-
337050	Proceeds-Countywide Tax Levy	1,866,922	1,612,951	-	-
337070	Payment In Lieu Of Taxes	-	-	425,000	425,000
341300	Administrative Fees & Charges	561,717	756,093	-	-
344010	Street Maintenance & Repair	-	-	-	-
344070	Street Occupation Rev	-	27,825,255	32,486,000	33,244,000
344080	Street Use Rev	25,353,075	330,000	-	-
344090	Annual Fees Rev	585,038	-	861,000	891,000
344130	Plan Review & Inspection	19,273,395	17,135,250	20,192,000	20,785,000
344900	Transportation-Other Rev	104,406,011	118,680,037	67,329,472	68,033,419
345030	Plan Checking Fees	4,980	-	-	-
347080	Cult & Rec Training Charges	(147)	-	-	-
350030	Parking Infraction Penalties	2,556,659	1,080,104	2,890,000	3,235,000
350180	Misc Fines & Penalties	178,670	-	-	-
350190	Nsf Check Fees	20	-	-	-
360020	Inv Earn-Residual Cash	2,370,837	-	793,000	1,508,000
360220	Interest Earned On Deliquent A	7,282	-	-	-
360310	Lt Space/Facilities Leases	182,800	-	245,000	254,000
360380	Sale Of Junk Or Salvage	14,718	-	-	-
360390	Proceeds From Sale Of Assets	14,014	-	-	-

Seattle Department of Transportation

360580	Uncollectible Expense - Misc	(559,628)	-	-	-
360900	Miscellaneous Revs-Other Rev	410,264	1,374,886	-	-
395010	Sales Of Land & Buildings	20,753	-	-	-
Total Revenues for: 13000 - Transportation Fund		269,271,542	325,126,325	256,908,296	271,728,641
400000	Use of/Contribution to Fund Balance	-	(428,642)	24,847,535	11,272,629
Total Resources for:13000 - Transportation Fund		269,271,542	324,697,683	281,755,831	283,001,270
331110	Direct Fed Grants	2,788,352	-	-	-
Total Revenues for: 14000 - Coronavirus Local Fiscal Recovery Fund		2,788,352	-	-	-
350030	Parking Infraction Penalties	12,652,114	9,420,852	13,696,675	21,351,635
360020	Inv Earn-Residual Cash	-	-	155,000	38,000
397010	Operating Transfers In	1,500,000	790,000	-	-
Total Revenues for: 18500 - School Safety Traffic and Pedestrian Improvement Fund		14,152,114	10,210,852	13,851,675	21,389,635
400000	Use of/Contribution to Fund Balance	-	5,529,253	485,795	(6,362,996)
Total Resources for:18500 - School Safety Traffic and Pedestrian Improvement Fund		14,152,114	15,740,105	14,337,470	15,026,639
313020	Sales & Use Tax	53,122,559	55,399,761	54,400,536	56,005,725
317030	Trans Ben Dist Vehicle Fees	16,543,909	20,614,753	20,912,987	21,247,594
360020	Inv Earn-Residual Cash	-	-	1,966,000	1,506,000
Total Revenues for: 19900 - Transportation Benefit District Fund		69,666,467	76,014,514	77,279,523	78,759,319
400000	Use of/Contribution to Fund Balance	-	20,917,808	13,928,895	18,045,520
Total Resources for:19900 - Transportation Benefit District Fund		69,666,467	96,932,322	91,208,418	96,804,839
400000	Use of/Contribution to Fund Balance	-	9,450,000	-	-
Total Resources for:35040 - Waterfront LID #6751		-	9,450,000	-	-
337080	Other Private Contrib & Dons	25,000,000	20,000,000	20,000,000	20,000,000
397010	Operating Transfers In	10,126,568	-	-	-
Total Revenues for: 35900 - Central Waterfront Improvement Fund		35,126,568	20,000,000	20,000,000	20,000,000
400000	Use of/Contribution to Fund Balance	-	(783,000)	(20,000,000)	(20,000,000)

Seattle Department of Transportation

Total Resources for: 35900 - Central Waterfront Improvement Fund		35,126,568	19,217,000	-	-
350180	Misc Fines & Penalties	1,000	-	-	-
Total Revenues for: 36510 - 2018 LTGO Taxable Bond Fund		1,000	-	-	-
379020	Capital Contributions	154,352	-	-	-
Total Revenues for: 41000 - Light Fund		154,352	-	-	-
Total SDOT Resources		549,772,088	658,866,037	464,186,386	459,300,556

Seattle Department of Transportation

Appropriations by Budget Summary Level and Program

SDOT - BC-TR-16000 - Central Waterfront

The purpose of the Central Waterfront Budget Summary Level is to design, manage, and construct improvements to the transportation infrastructure and public spaces along the Central Waterfront.

Program Expenditures	2023 Actuals	2024 Adopted	2025 Proposed	2026 Proposed
Central Waterfront	94,323,167	35,607,000	11,213,000	600,000
Total	94,323,167	35,607,000	11,213,000	600,000
Full-time Equivalents Total*	1.00	1.00	1.00	1.00

**FTE totals are provided for informational purposes only. Changes in FTEs resulting from City Council or Human Resources Director actions outside of the budget process may not be detailed here*

SDOT - BC-TR-19001 - Major Maintenance/Replacement

The purpose of the Major Maintenance/Replacement Budget Summary Level is to provide maintenance and replacement of roads, trails, bike paths, bridges and structures.

Program Expenditures	2023 Actuals	2024 Adopted	2025 Proposed	2026 Proposed
Bridges & Structures	22,151,191	54,995,965	14,461,789	7,181,041
Landslide Mitigation	400,614	501,908	476,813	517,750
Roads	23,473,618	28,432,723	13,872,734	25,311,000
Sidewalk Maintenance	5,105,427	4,994,671	5,036,761	5,096,000
Signs, Signals and Markings	2,428,949	1,801,420	1,190,456	1,095,000
Streetcar Repair	29,562	-	-	-
Trails and Bike Paths	1,793,734	1,911,119	4	-
Urban Forestry	553,010	478,627	774,831	475,000
Total	55,936,106	93,116,434	35,813,388	39,675,791
Full-time Equivalents Total*	100.25	100.25	100.25	100.25

**FTE totals are provided for informational purposes only. Changes in FTEs resulting from City Council or Human Resources Director actions outside of the budget process may not be detailed here*

The following information summarizes the programs in Major Maintenance/Replacement Budget Summary Level:

Bridges & Structures

The purpose of Bridges and Structures Program is to provide for safe and efficient use of the city's bridges and structures to all residents of Seattle and adjacent regions to ensure movement of people, goods and services throughout the city.

Seattle Department of Transportation

	2023	2024	2025	2026
Expenditures/FTE	Actuals	Adopted	Proposed	Proposed
Bridges & Structures	22,151,191	54,995,965	14,461,789	7,181,041
Full Time Equivalents Total	14.75	14.75	14.75	14.75

Landslide Mitigation

The purpose of the Landslide Mitigation Program is to proactively identify and address potential areas of landslide concerns that affect the right-of-way.

	2023	2024	2025	2026
Expenditures/FTE	Actuals	Adopted	Proposed	Proposed
Landslide Mitigation	400,614	501,908	476,813	517,750
Full Time Equivalents Total	2.00	2.00	2.00	2.00

Roads

The purpose of the Roads program is to provide for the safe and efficient use of the city's roadways to all residents of Seattle and adjacent regions to ensure movement of people, goods and services throughout the city.

	2023	2024	2025	2026
Expenditures/FTE	Actuals	Adopted	Proposed	Proposed
Roads	23,473,618	28,432,723	13,872,734	25,311,000
Full Time Equivalents Total	47.00	47.00	47.00	47.00

Sidewalk Maintenance

The purpose of Sidewalk Maintenance Program is to maintain and provide for safe and efficient use of the city's sidewalks to all residents of Seattle and adjacent regions to ensure movement of people, goods and services throughout the city.

	2023	2024	2025	2026
Expenditures/FTE	Actuals	Adopted	Proposed	Proposed
Sidewalk Maintenance	5,105,427	4,994,671	5,036,761	5,096,000
Full Time Equivalents Total	6.00	6.00	6.00	6.00

Signs, Signals and Markings

The purpose of Signs, Signals and Markings Program is to design, plan and maintain the city's signs, signals, and street, sidewalk markings

	2023	2024	2025	2026
Expenditures/FTE	Actuals	Adopted	Proposed	Proposed
Signs, Signals and Markings	2,428,949	1,801,420	1,190,456	1,095,000
Full Time Equivalents Total	1.00	1.00	1.00	1.00

Streetcar Repair

Seattle Department of Transportation

The purpose of Streetcar Repair program is to repair and maintain the city's streetcar lines to ensure safe, efficient movement of people, goods and services throughout the city.

	2023	2024	2025	2026
Expenditures/FTE	Actuals	Adopted	Proposed	Proposed
Streetcar Repair	29,562	-	-	-

Trails and Bike Paths

The purpose of Trails and Bike Paths Program is to maintain and provide for safe and efficient use of the city's trails and bike paths to all residents of Seattle and adjacent regions to ensure movement of people, goods and services throughout the city.

	2023	2024	2025	2026
Expenditures/FTE	Actuals	Adopted	Proposed	Proposed
Trails and Bike Paths	1,793,734	1,911,119	4	-
Full Time Equivalents Total	27.75	27.75	27.75	27.75

Urban Forestry

The Tree and Landscape Maintenance program provides services to implement the citywide Urban Forestry Management Plan through education, stewardship, protection and maintenance of SDOT's green infrastructure assets including trees and landscapes. Arborists, Foresters, and the Landscape Architect provide design guidance, construction management support, citywide policy guidance and implementation including street tree permitting. Urban Forestry field operations provides critical maintenance of more than 40,000 SDOT street use tree assets and emergency response to over 350,000 right-of-way trees. Field operations is also responsible for the maintenance and operation of more than 200 formally landscaped right-of-way areas such as medians along Beacon Avenue South and Sand Point Way NE.

	2023	2024	2025	2026
Expenditures/FTE	Actuals	Adopted	Proposed	Proposed
Urban Forestry	553,010	478,627	774,831	475,000
Full Time Equivalents Total	1.75	1.75	1.75	1.75

SDOT - BC-TR-19002 - Major Projects

The purpose of the Major Projects Budget Summary Level is to design, manage and construct improvements to the transportation infrastructure for the benefit of the traveling public including freight, transit, other public agencies, pedestrians, bicyclists and motorists.

Program Expenditures	2023	2024	2025	2026
	Actuals	Adopted	Proposed	Proposed
Alaskan Way Viaduct	610,647	-	-	-
SR-520	1,590,634	1,971,000	1,640,985	125,000
Total	2,201,281	1,971,000	1,640,985	125,000
Full-time Equivalents Total*	24.50	24.50	24.50	24.50

**FTE totals are provided for informational purposes only. Changes in FTEs resulting from City Council or Human Resources Director actions outside of the budget process may not be detailed here*

Seattle Department of Transportation

The following information summarizes the programs in Major Projects Budget Summary Level:

Alaskan Way Viaduct

The purpose of the Alaskan Way Viaduct and Seawall Replacement Program is to fund the City's involvement in the replacement of the seismically-vulnerable viaduct and seawall. The Alaskan Way Viaduct is part of State Route 99, which carries one-quarter of the north-south traffic through downtown Seattle and is a major truck route serving the city's industrial areas

	2023	2024	2025	2026
Expenditures/FTE	Actuals	Adopted	Proposed	Proposed
Alaskan Way Viaduct	610,647	-	-	-
Full Time Equivalents Total	23.00	23.00	23.00	23.00

SR-520

The purpose of the SR-520 Program is to provide policy, planning and technical analysis support and to act as the City's representative in a multi-agency group working on the replacement of the State Route 520 bridge.

	2023	2024	2025	2026
Expenditures/FTE	Actuals	Adopted	Proposed	Proposed
SR-520	1,590,634	1,971,000	1,640,985	125,000
Full Time Equivalents Total	1.50	1.50	1.50	1.50

SDOT - BC-TR-19003 - Mobility-Capital

The purpose of the Mobility-Capital Budget Summary Level is to help maximize the movement of traffic throughout the city by enhancing all modes of transportation including corridor and intersection improvements, transit and HOV improvements, and sidewalk and pedestrian facilities.

Program Expenditures	2023	2024	2025	2026
	Actuals	Adopted	Proposed	Proposed
Corridor & Intersection Imprv	41,096,908	54,862,066	45,230,560	45,587,663
Freight Mobility	6,059,165	43,769,140	6,090,000	828,000
Intelligent Transp System	2,940,111	1,323,095	1,070,057	479,000
Neighborhood Enhancements	5,991,773	6,374,504	1,956,289	1,975,382
New Trails and Bike Paths	16,308,192	20,928,952	5,622,542	5,622,376
Sidewalks & Ped Facilities	34,033,669	34,429,719	17,674,452	18,033,842
Transit & HOV	65,275,688	81,745,746	43,286,506	35,507,528
Total	171,705,507	243,433,222	120,930,406	108,033,791
Full-time Equivalents Total*	161.50	163.00	163.00	163.00

**FTE totals are provided for informational purposes only. Changes in FTEs resulting from City Council or Human Resources Director actions outside of the budget process may not be detailed here*

The following information summarizes the programs in Mobility-Capital Budget Summary Level:

Corridor & Intersection Imprv

Seattle Department of Transportation

The purpose of the Corridor & Intersection Improvements Program is to analyze and make improvements to corridors and intersections to move traffic more efficiently. Examples of projects include signal timing, left turn signals and street improvements.

Expenditures/FTE	2023 Actuals	2024 Adopted	2025 Proposed	2026 Proposed
Corridor & Intersection Imprv	41,096,908	54,862,066	45,230,560	45,587,663
Full Time Equivalents Total	39.50	39.50	39.50	39.50

Freight Mobility

The purpose of the Freight Mobility Program is to help move freight throughout the city in a safe and efficient manner.

Expenditures/FTE	2023 Actuals	2024 Adopted	2025 Proposed	2026 Proposed
Freight Mobility	6,059,165	43,769,140	6,090,000	828,000
Full Time Equivalents Total	4.50	4.50	4.50	4.50

Intelligent Transp System

The purpose of the Intelligent Transportation System (ITS) Program is to fund projects identified in the City's ITS Strategic Plan and ITS Master Plan. Examples of projects include implementation of transit signal priority strategies; installation of closed-circuit television (CCTV) cameras to monitor traffic in key corridors; and development of parking guidance, traveler information and real-time traffic control systems.

Expenditures/FTE	2023 Actuals	2024 Adopted	2025 Proposed	2026 Proposed
Intelligent Transp System	2,940,111	1,323,095	1,070,057	479,000
Full Time Equivalents Total	9.25	9.25	9.25	9.25

Neighborhood Enhancements

The purpose of the Neighborhood Enhancements Program is to plan and forecast the needs of specific neighborhoods including neighborhood and corridor planning, development of the coordinated transportation plans, traffic control spot improvements and travel forecasting. The program also constructs minor improvements in neighborhoods based on these assessments.

Expenditures/FTE	2023 Actuals	2024 Adopted	2025 Proposed	2026 Proposed
Neighborhood Enhancements	5,991,773	6,374,504	1,956,289	1,975,382
Full Time Equivalents Total	19.75	21.25	21.25	21.25

New Trails and Bike Paths

The purpose of the New Trails and Bike Paths Program is to construct new trails and bike paths that connect with existing facilities to let users transverse the city on a dedicated network of trails and paths.

Seattle Department of Transportation

	2023	2024	2025	2026
Expenditures/FTE	Actuals	Adopted	Proposed	Proposed
New Trails and Bike Paths	16,308,192	20,928,952	5,622,542	5,622,376
Full Time Equivalents Total	2.00	2.00	2.00	2.00

Sidewalks & Ped Facilities

The purpose of the Sidewalks & Pedestrian Facilities Program is to install new facilities that help pedestrians move safely along the city's sidewalks by installing or replacing sidewalks, modifying existing sidewalks for elderly and handicapped accessibility, and increasing pedestrian lighting.

	2023	2024	2025	2026
Expenditures/FTE	Actuals	Adopted	Proposed	Proposed
Sidewalks & Ped Facilities	34,033,669	34,429,719	17,674,452	18,033,842
Full Time Equivalents Total	60.50	60.50	60.50	60.50

Transit & HOV

The purpose of the Transit & HOV Program is to move more people in less time throughout the city.

	2023	2024	2025	2026
Expenditures/FTE	Actuals	Adopted	Proposed	Proposed
Transit & HOV	65,275,688	81,745,746	43,286,506	35,507,528
Full Time Equivalents Total	26.00	26.00	26.00	26.00

SDOT - BC-TR-19004 - Capital General Expense

The purpose of the Debt and Special Funding Budget Summary Level is to meet debt service obligations on funds borrowed to meet the Seattle Department of Transportation's capital expenditure requirements.

Program Expenditures	2023	2024	2025	2026
	Actuals	Adopted	Proposed	Proposed
Capital Debt Service	-	-	6,985,811	6,547,877
Total	-	-	6,985,811	6,547,877

**FTE totals are provided for informational purposes only. Changes in FTEs resulting from City Council or Human Resources Director actions outside of the budget process may not be detailed here*

SDOT - BO-TR-12001 - South Lake Union Streetcar Operations

The purpose of the South Lake Union Streetcar Operations Budget Summary Level is to operate and maintain the South Lake Union Seattle Streetcar.

Program Expenditures	2023	2024	2025	2026
	Actuals	Adopted	Proposed	Proposed
S Lake Union Streetcar Ops	3,115,439	4,628,688	4,419,771	4,539,220
Total	3,115,439	4,628,688	4,419,771	4,539,220

Seattle Department of Transportation

**FTE totals are provided for informational purposes only. Changes in FTEs resulting from City Council or Human Resources Director actions outside of the budget process may not be detailed here*

SDOT - BO-TR-12002 - First Hill Streetcar Operations

The purpose of the First Hill Streetcar Operations Budget Summary Level is to operate and maintain the First Hill Seattle Streetcar.

Program Expenditures	2023 Actuals	2024 Adopted	2025 Proposed	2026 Proposed
First Hill Streetcar Ops	9,242,318	9,758,277	9,435,601	9,765,625
Total	9,242,318	9,758,277	9,435,601	9,765,625

**FTE totals are provided for informational purposes only. Changes in FTEs resulting from City Council or Human Resources Director actions outside of the budget process may not be detailed here*

SDOT - BO-TR-16000 - Waterfront and Civic Projects

The purpose of the Waterfront and Civic Projects Summary Level is to pay for expenses related to reimbursable design and construction services provided by the Central Waterfront program for other City departments and external partners. Additionally, the BSL provides planning and leadership support for other Civic Projects.

Program Expenditures	2023 Actuals	2024 Adopted	2025 Proposed	2026 Proposed
Waterfront and Civic Projects	37,445,472	34,804,912	36,331,169	37,341,951
Total	37,445,472	34,804,912	36,331,169	37,341,951
Full-time Equivalents Total*	1.00	1.00	1.00	1.00

**FTE totals are provided for informational purposes only. Changes in FTEs resulting from City Council or Human Resources Director actions outside of the budget process may not be detailed here*

SDOT - BO-TR-17001 - Bridges & Structures

The purpose of the Bridges and Structures Budget Summary Level is to maintain the City's bridges and structures which helps provide for the safe and efficient movement of people, goods, and services throughout the City. Additionally, the BSL provides general construction management, engineering support for street vacations, scoping of neighborhood projects, and other transportation activities requiring engineering oversight.

Program Expenditures	2023 Actuals	2024 Adopted	2025 Proposed	2026 Proposed
Bridge Operations	4,277,946	4,243,350	4,666,612	4,825,331
Engineering & Ops Support	893,319	886,345	1,278,413	1,317,938
Structures Engineering	1,643,051	1,772,606	1,842,382	1,899,475
Structures Maintenance	8,260,860	9,696,569	6,255,915	6,388,849
Total	15,075,177	16,598,871	14,043,322	14,431,593

Seattle Department of Transportation

Full-time Equivalents Total*	59.00	62.00	62.00	62.00
*FTE totals are provided for informational purposes only. Changes in FTEs resulting from City Council or Human Resources Director actions outside of the budget process may not be detailed here				

The following information summarizes the programs in Bridges & Structures Budget Summary Level:

Bridge Operations

The purpose of Bridge Operations is to ensure the safe and efficient operations and preventive maintenance for over 180 bridges throughout the city.

	2023 Actuals	2024 Adopted	2025 Proposed	2026 Proposed
Expenditures/FTE				
Bridge Operations	4,277,946	4,243,350	4,666,612	4,825,331
Full Time Equivalents Total	17.50	17.50	17.50	17.50

Engineering & Ops Support

The purpose of the Engineering Ops & Support program is to provide engineering support services to other SDOT projects, perform engineering related to bridges and structures, and manage stormwater pollution control.

	2023 Actuals	2024 Adopted	2025 Proposed	2026 Proposed
Expenditures/FTE				
Engineering & Ops Support	893,319	886,345	1,278,413	1,317,938
Full Time Equivalents Total	3.00	3.00	3.00	3.00

Structures Engineering

The purpose of the Structures Engineering Program is to provide engineering services on all the bridges and structures within the city to ensure the safety of transportation users as they use or move in proximity to these transportation facilities.

	2023 Actuals	2024 Adopted	2025 Proposed	2026 Proposed
Expenditures/FTE				
Structures Engineering	1,643,051	1,772,606	1,842,382	1,899,475
Full Time Equivalents Total	3.50	6.50	6.50	6.50

Structures Maintenance

The purpose of the Structures Maintenance Program is to provide for the maintenance of the city's bridges, roadside structures and stairways.

	2023 Actuals	2024 Adopted	2025 Proposed	2026 Proposed
Expenditures/FTE				
Structures Maintenance	8,260,860	9,696,569	6,255,915	6,388,849
Full Time Equivalents Total	35.00	35.00	35.00	35.00

Seattle Department of Transportation

SDOT - BO-TR-17003 - Mobility Operations

The purpose of the Mobility-Operations Budget Summary Level is to promote the safe and efficient operation of all transportation modes in the city. This includes managing the parking, pedestrian, and bicycle infrastructure; implementing neighborhood plans; encouraging alternative modes of transportation; and maintaining and improving signals and the non-electrical transportation management infrastructure.

Program Expenditures	2023 Actuals	2024 Adopted	2025 Proposed	2026 Proposed
Commuter Mobility	17,556,864	20,132,623	18,464,975	19,027,435
Neighborhoods	1,691,036	701,313	605,717	626,401
Parking & Curbspace	14,106,772	17,020,950	18,253,247	19,382,348
Signs & Markings	4,937,441	5,020,278	4,886,670	5,025,520
Traffic Signals	10,469,155	11,906,180	10,571,173	10,861,222
Transit Operations	36,004,029	47,157,900	41,131,097	50,042,407
Urban Planning	4,616,160	4,463,811	3,028,711	3,094,727
Total	89,381,457	106,403,056	96,941,590	108,060,060
Full-time Equivalents Total*	153.75	173.75	173.75	173.75

**FTE totals are provided for informational purposes only. Changes in FTEs resulting from City Council or Human Resources Director actions outside of the budget process may not be detailed here*

The following information summarizes the programs in Mobility Operations Budget Summary Level:

Commuter Mobility

The purpose of the Commuter Mobility Program is to provide a variety of services, including enforcement of City commercial vehicle limits, transit coordination, and planning, to increase mobility and transportation options to the residents of Seattle.

Expenditures/FTE	2023 Actuals	2024 Adopted	2025 Proposed	2026 Proposed
Commuter Mobility	17,556,864	20,132,623	18,464,975	19,027,435
Full Time Equivalents Total	53.25	58.25	58.25	58.25

Neighborhoods

The purpose of the Neighborhoods Program is to plan and forecast the needs of specific neighborhoods including neighborhood and corridor planning, development of the coordinated transportation plans, traffic control spot improvements and travel forecasting. The program also constructs minor improvements in neighborhoods based on these assessments.

Expenditures/FTE	2023 Actuals	2024 Adopted	2025 Proposed	2026 Proposed
Neighborhoods	1,691,036	701,313	605,717	626,401
Full Time Equivalents Total	2.50	2.50	2.50	2.50

Seattle Department of Transportation

Parking & Curbspace

The purpose of Parking and Curb Ramp Program is to manage the City's parking resources, maintain and operate pay stations and parking meters for on-street parking, manage curbspace, develop and manage the City's carpool program and Residential Parking Zones.

Expenditures/FTE	2023 Actuals	2024 Adopted	2025 Proposed	2026 Proposed
Parking & Curbspace	14,106,772	17,020,950	18,253,247	19,382,348
Full Time Equivalents Total	34.00	34.00	34.00	34.00

Signs & Markings

The purpose of the Signs & Markings Program is to design, fabricate and install signage, as well as provide pavement, curb and crosswalk markings to facilitate the safe movement of vehicles, pedestrians and bicyclists throughout the city.

Expenditures/FTE	2023 Actuals	2024 Adopted	2025 Proposed	2026 Proposed
Signs & Markings	4,937,441	5,020,278	4,886,670	5,025,520
Full Time Equivalents Total	22.50	22.50	22.50	22.50

Traffic Signals

The purpose of the Traffic Signals Program is to operate the Traffic Management Center that monitors traffic movement within the city and to maintain and improve signals and other electrical transportation management infrastructure.

Expenditures/FTE	2023 Actuals	2024 Adopted	2025 Proposed	2026 Proposed
Traffic Signals	10,469,155	11,906,180	10,571,173	10,861,222
Full Time Equivalents Total	25.25	33.25	33.25	33.25

Transit Operations

The Purpose of the Transit Operations Program is to purchase Metro Transit service hours on transit routes with at least 65% of the stops within the city of Seattle and transit service to address emerging transportation needs. The program also funds ORCA Opportunity which provides ORCA cards for Seattle Public School, High School and low-income Middle School Students, Seattle Promise scholars, and income-eligible adults and seniors. In addition, the program includes community engagement, training, resources and partnerships to increase transit access for low-income riders. The Transit Operations program revenues support the implementation of City-wide improvements to maximize transit operations.

Expenditures/FTE	2023	2024	2025	2026
-------------------------	-------------	-------------	-------------	-------------

Seattle Department of Transportation

	Actuals	Adopted	Proposed	Proposed
Transit Operations	36,004,029	47,157,900	41,131,097	50,042,407
Full Time Equivalents Total	4.75	5.75	5.75	5.75

Urban Planning

The Urban Planning Program is comprised of Adaptive Streets, Citywide & Community Planning, GIS, Urban Design, and the Center City Mobility Plan.

	2023 Actuals	2024 Adopted	2025 Proposed	2026 Proposed
Expenditures/FTE				
Urban Planning	4,616,160	4,463,811	3,028,711	3,094,727
Full Time Equivalents Total	11.50	17.50	17.50	17.50

SDOT - BO-TR-17004 - ROW Management

The purpose of the (Right-of-Way) ROW Management Budget Summary Level is to review projects throughout the city for code compliance for uses of the right-of-way and to provide plan review, utility permit and street use permit issuance, and utility inspection and mapping services.

Program Expenditures	2023 Actuals	2024 Adopted	2025 Proposed	2026 Proposed
St Use Permit & Enforcement	40,051,984	49,690,857	52,917,466	54,703,402
Street Use Contingent Budget	-	1,000,000	1,000,000	1,035,000
Total	40,051,984	50,690,857	53,917,466	55,738,402
Full-time Equivalents Total*	140.25	140.25	140.25	140.25

**FTE totals are provided for informational purposes only. Changes in FTEs resulting from City Council or Human Resources Director actions outside of the budget process may not be detailed here*

The following information summarizes the programs in ROW Management Budget Summary Level:

St Use Permit & Enforcement

The purpose of the Street Use Permitting and Enforcement is to review projects throughout the city for code compliance for uses of right-of-way and to provide plan review, utility permit and street use permit issuance, and utility inspection and mapping services.

	2023 Actuals	2024 Adopted	2025 Proposed	2026 Proposed
Expenditures/FTE				
St Use Permit & Enforcement	40,051,984	49,690,857	52,917,466	54,703,402
Full Time Equivalents Total	140.25	140.25	140.25	140.25

Street Use Contingent Budget

The purpose of the Street Use Contingent Budget Program is to display the amount of unallocated Contingent Budget Authority (CBA) in the Right of Way Management BSL that has not been accessed. In contrast, CBA that is accessed is appropriated in the programs in which it will be spent.

Seattle Department of Transportation

Expenditures/FTE	2023 Actuals	2024 Adopted	2025 Proposed	2026 Proposed
Street Use Contingent Budget	-	1,000,000	1,000,000	1,035,000

SDOT - BO-TR-17005 - Maintenance Operations

The purpose of the Maintenance Operations Budget Summary Level is to maintain the City's roadways and sidewalks; maintain, protect and expand the City's urban landscape in the street right-of-way through the maintenance and planting of new trees and landscaping to enhance the environment and aesthetics of the city; and manage and administer street parking rules and regulations in the right-of-way.

Program Expenditures	2023 Actuals	2024 Adopted	2025 Proposed	2026 Proposed
Emergency Response	7,463,495	10,079,610	8,839,489	9,129,170
Operations Support	11,562,018	10,067,744	12,001,767	12,293,176
Pavement Management/Repair	15,086,602	19,393,187	17,755,891	18,220,986
Street Cleaning	8,521,764	9,183,630	7,293,949	7,443,994
Tree & Landscape Maintenance	7,560,368	6,875,938	6,633,346	6,787,603
Total	50,194,246	55,600,109	52,524,442	53,874,929
Full-time Equivalents Total*	163.50	200.50	203.50	203.50

**FTE totals are provided for informational purposes only. Changes in FTEs resulting from City Council or Human Resources Director actions outside of the budget process may not be detailed here*

The following information summarizes the programs in Maintenance Operations Budget Summary Level:

Emergency Response

The purpose of the Emergency Response Program is to respond to safety and mobility issues such as pavement collapses, severe weather, landslides and other emergencies to make the right-of-way safe for moving people and goods. This program proactively addresses landslide hazards to keep the right-of-way open and safe.

Expenditures/FTE	2023 Actuals	2024 Adopted	2025 Proposed	2026 Proposed
Emergency Response	7,463,495	10,079,610	8,839,489	9,129,170
Full Time Equivalents Total	19.00	19.00	19.00	19.00

Operations Support

The purpose of the Operations Support Program is to provide essential operating support services necessary for the daily operation of SDOT's equipment and field workers dispatched from three field locations in support of street maintenance activities. These functions include warehousing, bulk material supply and management, tool cleaning and repair, equipment maintenance and repair, project accounting and technical support, and crew supervision.

Expenditures/FTE	2023 Actuals	2024 Adopted	2025 Proposed	2026 Proposed
Operations Support	11,562,018	10,067,744	12,001,767	12,293,176

Seattle Department of Transportation

Full Time Equivalents Total	41.50	66.50	69.50	69.50
-----------------------------	-------	-------	-------	-------

Pavement Management/Repair

The purpose of the Pavement Management and Repair Program is to assess the condition of asphalt and concrete pavements and establish citywide paving priorities for annual resurfacing, preservation and maintenance of all streets and adjacent areas such as sidewalks and road shoulders by making spot repairs and conducting annual major maintenance paving and rehabilitation.

	2023 Actuals	2024 Adopted	2025 Proposed	2026 Proposed
Expenditures/FTE				
Pavement Management/Repair	15,086,602	19,393,187	17,755,891	18,220,986
Full Time Equivalents Total	57.25	68.25	68.25	68.25

Street Cleaning

The purpose of the Street Cleaning Program is to keep Seattle's streets, improved alleys, stairways and pathways clean, safe and environmentally friendly by conducting sweeping, hand-cleaning, flushing and mowing on a regular schedule.

	2023 Actuals	2024 Adopted	2025 Proposed	2026 Proposed
Expenditures/FTE				
Street Cleaning	8,521,764	9,183,630	7,293,949	7,443,994
Full Time Equivalents Total	22.50	22.50	22.50	22.50

Tree & Landscape Maintenance

The purpose of the Landscape & Tree Maintenance Program is to provide planning, design, construction and construction inspection services for landscape elements of transportation capital projects, as well as guidance to developers on the preservation of city street trees and landscaped sites during construction.

	2023 Actuals	2024 Adopted	2025 Proposed	2026 Proposed
Expenditures/FTE				
Tree & Landscape Maintenance	7,560,368	6,875,938	6,633,346	6,787,603
Full Time Equivalents Total	23.25	24.25	24.25	24.25

SDOT - BO-TR-17006 - Parking Enforcement

The purpose of the Parking Enforcement Budget Summary Level is to help manage the right-of-way by enforcing parking regulations, providing traffic control for events and incidents, and performing other related activities.

Program Expenditures	2023 Actuals	2024 Adopted	2025 Proposed	2026 Proposed
Parking Enforcement	-	-	-	-
Total	-	-	-	-
Full-time Equivalents Total*	(2.00)	(2.00)	(2.00)	(2.00)

**FTE totals are provided for informational purposes only. Changes in FTEs resulting from City Council or Human Resources Director actions outside of the budget process may not be detailed here*

Seattle Department of Transportation

SDOT - BO-TR-18001 - Leadership and Administration

The purpose of the Leadership & Administration Budget Summary Level is to provide executive, community, financial, human resource, technology and business support to the Seattle Department of Transportation.

Program Expenditures	2023 Actuals	2024 Adopted	2025 Proposed	2026 Proposed
Citywide Indirect Costs	52,345,753	59,209,641	52,110,963	54,760,827
Departmental Indirect Costs	20,946,108	23,493,193	23,186,983	23,972,363
Divisional Indirect Costs	17,656,700	14,272,094	15,963,246	16,485,320
Indirect Cost Recovery Offset	(84,083,056)	(97,043,975)	(90,429,694)	(94,387,012)
Pooled Benefits and PTO	1,419,028	(454,402)	(831,498)	(831,498)
Total	8,284,533	(523,450)	-	-
Full-time Equivalents Total*	241.25	249.25	249.25	249.25

**FTE totals are provided for informational purposes only. Changes in FTEs resulting from City Council or Human Resources Director actions outside of the budget process may not be detailed here*

The following information summarizes the programs in Leadership and Administration Budget Summary Level:

Citywide Indirect Costs

The Purpose of Citywide Indirect Cost Program is to allocate the City's general service costs to SDOT in a way that benefits the delivery of transportation services to the public.

Expenditures/FTE	2023 Actuals	2024 Adopted	2025 Proposed	2026 Proposed
Citywide Indirect Costs	52,345,753	59,209,641	52,110,963	54,760,827

Departmental Indirect Costs

The purpose of the Departmental Indirect Costs Program is to provide departmental leadership and operations support essential to accomplish the mission and goals of the department. the Office of the Director and the Finance & Administration Division are the two divisions included in this program. The Office of the Director oversees and provides strategic leadership and guidance for all the functions, staff, and services of the department, guiding and shaping SDOT's priorities and work plans to attain the vision, mission and goals of the department. In addition to guiding the overall work of the department, the Office of the Director houses the department's Human Resources, Communications, Office of Equity and Economic Inclusion, Emergency Management and Government and Council Relations functions. The Finance and Administration Division supports all SDOT programs, projects, and business activities by providing a wide variety of services, including: financial and accounting services; payroll services; consultant contract and procurement support; management of SDOT's facilities, fleet, radio communications network; assets condition review and management; performance management, data reporting and public dashboards; real property management, acquisition and surplus performance management; claims investigation and legal services; environmental hazardous waste management; safety and employee health support services; and IT project and service coordination.

Seattle Department of Transportation

Expenditures/FTE	2023 Actuals	2024 Adopted	2025 Proposed	2026 Proposed
Departmental Indirect Costs	20,946,108	23,493,193	23,186,983	23,972,363
Full Time Equivalents Total	138.00	146.00	146.00	146.00

Divisional Indirect Costs

The purpose of the Divisional Indirect Costs Program is to provide division leadership and unique transportation technical expertise to accomplish the division's goals and objectives in support of the department's mission.

Expenditures/FTE	2023 Actuals	2024 Adopted	2025 Proposed	2026 Proposed
Divisional Indirect Costs	17,656,700	14,272,094	15,963,246	16,485,320
Full Time Equivalents Total	103.25	103.25	103.25	103.25

Indirect Cost Recovery Offset

Indirect Cost Recovery Offset Program includes Department Management Indirect cost recovery and General Expense Indirect Cost Recovery. This program equitably recovers and allocates departmental and general expense indirect cost from all transportation activities and capital projects to fund departmental management and support services essential for delivery of transportation service to the public.

Expenditures/FTE	2023 Actuals	2024 Adopted	2025 Proposed	2026 Proposed
Indirect Cost Recovery Offset	(84,083,056)	(97,043,975)	(90,429,694)	(94,387,012)

Pooled Benefits and PTO

This budget program contains the funding associated with employee leave, time off, and benefit-related costs for Workers' Compensation, healthcare and other centrally distributed benefit costs.

Expenditures/FTE	2023 Actuals	2024 Adopted	2025 Proposed	2026 Proposed
Pooled Benefits and PTO	1,419,028	(454,402)	(831,498)	(831,498)

SDOT - BO-TR-18002 - General Expense

The purpose of the General Expense Budget Summary Level is to pay for general business expenses necessary to the overall delivery of transportation services, such as Judgment and Claims contributions and debt service payments.

Program Expenditures	2023 Actuals	2024 Adopted	2025 Proposed	2026 Proposed
Citywide Initiatives	5,526,192	10,218,977	10,200,000	10,557,000
Debt Service	38,024,935	41,665,167	33,353,028	21,241,558
Judgment & Claims	8,800,745	7,320,249	8,143,507	9,035,407
Total	52,351,871	59,204,393	51,696,535	40,833,965

Seattle Department of Transportation

**FTE totals are provided for informational purposes only. Changes in FTEs resulting from City Council or Human Resources Director actions outside of the budget process may not be detailed here*

The following information summarizes the programs in General Expense Budget Summary Level:

Citywide Initiatives

The purpose of the Citywide Initiatives program is to support citywide or multi-departmental system or process improvement initiatives.

	2023	2024	2025	2026
Expenditures/FTE	Actuals	Adopted	Proposed	Proposed
Citywide Initiatives	5,526,192	10,218,977	10,200,000	10,557,000

Debt Service

The purpose of Debt Service Program is to meet principal repayment and interest obligations on debt proceeds that are appropriated in SDOT's Budget

	2023	2024	2025	2026
Expenditures/FTE	Actuals	Adopted	Proposed	Proposed
Debt Service	38,024,935	41,665,167	33,353,028	21,241,558

Judgment & Claims

The purpose of the Judgement & Claims Program is to represent SDOT's annual contribution to the City's centralized self-insurance pool from which court judgements and claims against the city are paid.

	2023	2024	2025	2026
Expenditures/FTE	Actuals	Adopted	Proposed	Proposed
Judgment & Claims	8,800,745	7,320,249	8,143,507	9,035,407

The Office of the Waterfront and Civic Projects

Angela Brady, PE, Acting Director

206-684-3115

waterfrontseattle.org

The Office of the Waterfront and Civic Projects (OWCP) is responsible for coordinating the City's waterfront improvement efforts, including project management, design, construction, and financial management. The Office of the Waterfront and Civic Projects is charged with administering the overall program and ensuring that it is managed efficiently and delivers on the adopted Capital Improvement Program for the Central Waterfront.

The projects that make up the Central Waterfront program are included in the budgets of three City departments (SDOT, Seattle Parks and Recreation, and Finance and Administrative Services). Although there are multiple funding sources and multiple projects within the waterfront improvement program, the program itself includes the projects listed below:

Seattle Department of Transportation

- Alaskan Way Main Corridor project (MC-TR-C072)
- Overlook Walk and East/West Connections (MC-TR-C073)
- Waterfront Transportation Infrastructure Maintenance (MC-TR-C109)

Seattle Parks and Recreation

- Parks Central Waterfront Piers Rehabilitation (MC-PR-21007)
- Aquarium Expansion (MC-PR-21006)

Department of Finance and Administrative Services

- Pike Place Market PC-1 North Waterfront Entrance project (complete)
- Waterfront Operations and Tribal Interpretive Center (MC-FA-OWMAINT) – (managed by FAS)
- Local Improvement District Administration – (managed by FAS)

In addition, there are funds budgeted in CIP projects for Seattle Public Utilities (SPU) and Seattle City Light (SCL) for utility relocations related to the Central Waterfront program. The Office of the Waterfront and Civic Projects is leading construction activities for these relocations, which in SDOT's budget are combined in a reimbursable project (MO-TR-R043). The Office of Arts and Culture also has funding from the Waterfront program's 1% for Arts contribution.

The Office of the Waterfront and Civic Projects manages two funds that support the administration of the funding related to the projects listed above: the Central Waterfront Improvement Fund, and the Waterfront LID #6751 fund. The Central Waterfront Improvement Fund is a single fund from which multiple departments draw funding resources. The fund tracks the interfund loan and philanthropic funds as well as other revenues. The fund supports certain costs associated with the design and construction of the waterfront improvement program and related costs for City administration, including the Office of the Waterfront and Civic Projects. Appropriations made by the Central Waterfront Improvement Fund are for these purposes. In 2019, the City Council legislated the Waterfront Local Improvement District (LID) Fund which holds LID assessment payments and LID bonds and pays for expenditures related to the Waterfront Local Improvement District (#6751). The pre-payment, and LID bond issuance occurred in 2021. For more information on LID and project status, visit the Waterfront Seattle website.

Budget Overview

In 2025, the City will open to the public all the projects included in the redevelopment Seattle's central waterfront. The projects include the opening of the Overlook Walk connecting Pike Place Market to the waterfront promenade, completing the Alaskan Way Main Corridor project which is a multimodal transportation project that includes pedestrian walkways, bicycle lanes, and roadway, and completion of Waterfront Park at Pier 58.

Changes in the 2025-2026 Proposed Biennial Budget and 2025-2030 Proposed Capital Improvement Program

The 2025-2026 Proposed Budget includes a transfer of \$10,713,000 in bond appropriation authority from 2024 to 2025 in two capital projects to better align with updated expenditure timelines: Alaskan Way Main Corridor (MC-TR-C072) and Overlook Walk/East West Connections (MC-TR-C073).

The 2025-2030 Proposed Capital Improvement Program includes the final bonding authority for the Alaskan Way Main Corridor Project (MC-TR-C072) and Overlook Walk and East-West Connection Project (MC-TR-C073). This amount is sized to ensure the completion of the project, and actual final bond issuances may be smaller as the project progresses based on need and potential addition of more State funding.

Office of Sustainability and Environment

Jessyn Farrell, Director

(206) 615-0817

<http://www.seattle.gov/environment>

Department Overview

The Office of Sustainability & Environment (OSE) develops and implements citywide environmental policies and programs that propel Seattle toward a sustainable, equitable, and climate pollution-free future. OSE collaborates with a wide range of stakeholders to develop policies and programs that advance healthy communities and facilitate a just transition from fossil fuels, while prioritizing people and communities most affected by economic, racial, and environmental injustices. OSE's work focuses on the following areas:

Climate and Environmental Justice: The City of Seattle aims to reduce total core greenhouse gas emissions 58% by 2030 and to become totally carbon neutral by 2050. OSE spearheads policies and programs for achieving these goals, including transitioning buildings to 100% clean energy, advancing zero carbon transportation, and investing in green jobs. In this role, OSE coordinates implementation of the Seattle Green New Deal, the One Seattle Climate Justice Agenda, and the Equity and Environment Initiative.

Healthy & Resilient Communities: OSE works with key stakeholders to support sustainable communities. The office administers the Fresh Bucks and Healthy Food in Schools programs to provide equitable access to healthy, affordable, culturally relevant food. OSE also fosters leadership and interdepartmental coordination within the City of Seattle to help maintain, preserve, and restore Seattle's urban forest.

Citywide Coordination: OSE coordinates interdepartmental efforts to advance a healthy, equitable, and sustainable environment. These efforts include the Duwamish Valley Program, as well as interdepartmental planning around the Green New Deal, urban forestry, and energy efficiency. OSE is responsible for coordinating four prominent Boards and Commissions: the Urban Forestry Commission, the Sweetened Beverage Tax Community Advisory Board, the Environmental Justice Committee, and the Green New Deal Oversight Board.

Budget Snapshot

	2023 Actuals	2024 Adopted	2025 Proposed	2026 Proposed
Department Support				
General Fund Support	7,911,975	7,260,132	8,361,046	8,743,446
Other Funding - Operating	9,381,132	23,325,356	18,379,410	18,602,646
Total Operations	17,293,107	30,585,489	26,740,457	27,346,093
Total Appropriations	17,293,107	30,585,489	26,740,457	27,346,093
 Full-Time Equivalents Total*	 39.50	 49.50	 50.50	 50.50

* FTE totals are provided for informational purposes only. Changes in FTEs resulting from City Council or Human Resources Director actions outside of the budget process may not be detailed here

Office of Sustainability and Environment

Budget Overview

The Mayor's 2025-26 Proposed Budget continues OSE's core missions of advancing citywide climate and environment policy and programs and promoting healthy and resilient communities. This includes continued work coordinating the Seattle Green New Deal, continued work managing Citywide food policy, and extensive work funded by federal and state grants.

The proposed budget prioritizes investments across all program areas, meeting required regulatory functions, and adding external funding for local climate change initiatives as large opportunities become available at the state and federal level. Funding for most programming remains level for 2025 and 2026 with increases to address higher labor and internal services costs. Reductions relative to 2024 are focused on Payroll Expense Tax-funded activities, with the bulk of this change reflecting the expiration of \$4.0 million of one-time Payroll Expense Tax (payroll tax) adds.

General Fund and Sweetened Beverage Tax Programming

The Proposed Budget appropriates \$8.5 million in General Fund to OSE in 2025 and \$8.7 million in 2026. Sweetened Beverage Tax (SBT) appropriations are set at \$6.3 million in 2025 and \$6.4 million in 2026. General Fund appropriations at OSE will continue to support the bulk of OSE's staffing and administration, including core base support for Citywide environment policy and planning. For Sweetened Beverage Tax, over \$5 million annually will continue to support the Fresh Bucks voucher program for fresh fruits and vegetables. Remaining SBT programming includes Healthy Food in Schools – a healthy snack program supporting Seattle Public Schools – and food policy, including coordination of the Sweetened Beverage Tax Community Advisory Board or CAB.

Continued Green New Deal Programming

OSE will continue its role coordinating Citywide actions supporting the Seattle Green New Deal as well as facilitating the Green New Deal Oversight Board, whose recommendations inform budget decisions. The Proposed Budget allocates \$18.25 million in payroll tax-supported funding to the Green New Deal across several city departments. Of this amount, \$12.0 million in 2025 and \$12.2 million in 2026 is appropriated in OSE. Citywide climate initiatives are also supported by over \$35 million in state and federal grants awarded since 2023.

For OSE, this continued payroll tax-Green New Deal (GND) programming in 2025-26 includes:

- \$7.5 million for Clean Buildings and the Building Emissions Performance Standards (BEPS) program, including \$5 million for the Clean Buildings Accelerator, which provides technical assistance and funding to low-income building owners to help comply with revised City and State regulations.
- \$800,000 for Clean Heat Program rebates, which provide \$2,000 rebates to up to 400 households annually for converting homes from oil to electric heating sources.
- \$1,000,000 for Clean Energy Apprenticeships in coordination with Finance and Administrative Services (FAS) and the Office of Economic Development's priority hire initiatives.
- \$500,000 for Duwamish Valley Program Youth Leadership funding, providing awards to neighborhood organizations for job training, volunteer opportunities, and recreational programming.
- \$500,000 for urban forestry, including \$300,000 for greening industrial zones in the Duwamish Area, as well as staffing and policy coordination for tree planting efforts.
- \$1,050,000 for the Environmental Justice Fund.

Green New Deal funding for 2025 and 2026 also includes programming in other City departments. These items comprise:

- \$1,851,688 in 2025 and \$1,500,000 in 2026 for the Municipal Energy Efficiency Program (MEEP). In 2025, \$1,461,688 of this funding is allocated to Finance and Administrative Services (FAS), and \$195,000 each to

Office of Sustainability and Environment

Seattle Center and Seattle Parks and Recreation. OSE manages and coordinates MEEP, which supports energy retrofits in municipally owned buildings, many of them (such as those managed by Center, Parks, and Seattle Public Library) public-facing.

- \$1.8 million for the Office of Housing (OH) to fully fund oil-to-electric home heating conversions for low-income households under the Clean Heat Program and in coordination with OSE.
- \$841,250 in 2025 and \$1.8 million in 2026 in FAS for debt service costs of EV charging stations for facility build-outs.
- \$1.6 million in 2025 and \$1.8 million in 2026 to support the City's commitment to Seattle Transit 3 (ST3). This will fund ST3 staffing and planning efforts around West Seattle and Ballard Link Extensions. Of this, \$1.4 million in 2025 and \$1.6 million in 2026 will be set aside in Finance General. Another \$186,000 in 2025 and \$198,000 in 2026 will continue funding existing ST3 staffing at the Office of Planning and Community Development. These investments are in line with commitments made by the City of Seattle's 2019 Green New Deal Resolution (Res 31895), which committed the City to reducing transportation emissions and making transit widely accessible.

In addition, pilot funding appropriated in the 2023-24 budget for Indigenous Sustainability Projects is in the process of being encumbered by OSE with partner organizations. Once encumbered, these funds will support key climate sustainability investments with Tribes through 2026, addressing commitments made by Mayor Harrell during the 2023 Seattle Tribal Nations Summit.

For more on non-OSE actions, please see Budget Book sections for the departments named above. More information on OSE-specific changes is presented in the following pages.

Office of Sustainability and Environment

Incremental Budget Changes

Office of Sustainability and Environment

	Dollars	FTE
2024 Adopted Budget	30,585,489	49.50
Baseline		
Removal of One-Time Items from Department Baseline	(4,057,398)	-
Technical Change to BEPS Compliance and Language Access Baseline Budget	135,000	-
Citywide Adjustments for Standard Cost Changes	795,576	-
Bargained Annual Wage and Market Wage Increases to Base Budget	847,344	-
Technical Corrections to Assign Account Codes	-	-
Accounting Update for IT Costs	-	-
Proposed Operating		
Cut City Funding, Transition Heavy Duty EV Incentives to Other Entities	(900,000)	-
Align BEPS IT Budget with Actuals	(551,871)	-
Reduce OSE Workforce and Small Business Investments in Duwamish Valley	(400,000)	-
Restore Baseline Environmental Justice Fund Funding	250,000	-
Add Climate Data Impact Analysis and Reporting Capacity	100,000	-
Consolidate Duwamish River Opportunity Fund and Environmental Justice Fund	-	-
Proposed Technical		
Ongoing Changes from Current Year Legislation	-	1.00
Final Adjustments for Standard Cost Changes	(63,683)	-
Revenue Update (April Forecast)	-	-
Revenue Update (August Forecast)	-	-
Total Incremental Changes	\$(3,845,032)	1.00
Total 2025 Proposed Budget	\$26,740,457	50.50

Description of Incremental Budget Changes

Baseline

Removal of One-Time Items from Department Baseline

Expenditures \$(4,057,398)

This item removes items from the department's baseline budget that were funded as one-time items in the 2024 Adopted Budget. This includes one-time appropriations for Payroll Expense Tax funded investments in the Seattle Green New Deal, Building Emissions Performance Standards, and Urban Forestry, as well as a small General Fund appropriation that supported the Tree Canopy Report completed in 2024.

Office of Sustainability and Environment

Technical Change to BEPS Compliance and Language Access Baseline Budget

Expenditures \$135,000

This change increases Payroll Expense Tax appropriation authority for OSE. This action trues up funding for compliance and language access for the Building Emissions Performance Standards (BEPS) program. The amount restored here was incorrectly flagged as one-time appropriations during the 2023 budget process.

Citywide Adjustments for Standard Cost Changes

Expenditures \$795,576

Citywide technical adjustments made in the baseline phase reflect changes to internal services costs, including rates from the Department of Finance & Administrative Services, Seattle Information Technology Department, Seattle Department of Human Resources, and for healthcare, retirement, and industrial insurance charges for the department. These adjustments reflect initial assumptions about these costs and inflators early in the budget process.

Bargained Annual Wage and Market Wage Increases to Base Budget

Expenditures \$847,344

This centrally administered change adjusts appropriations to reflect the Annual Wage Increases and Market Adjustments, as outlined in the agreements between the City and the Coalition of Unions or other standalone Unions, for personnel costs included in this department's baseline budget. This includes increases to salary, FICA, Medicare, retirement, overtime and temporary labor.

Technical Corrections to Assign Account Codes

Expenditures -

This item makes technical corrections in order to align account budgets within OSE.

Accounting Update for IT Costs

Expenditures -

This item makes a net-zero change to update the account code being charged for IT costs at OSE.

Proposed Operating

Cut City Funding, Transition Heavy Duty EV Incentives to Other Entities

Expenditures \$(900,000)

The General Fund revenue forecast for the City's 2025-2026 Proposed Budget is insufficient to cover all anticipated Citywide costs. Budget reductions were identified to mitigate this shortfall. These actions include reductions to Payroll Expense Tax-funded programming in order to provide resources for core City functions funded by the General Fund.

This item reduces Payroll Expense Tax appropriation authority in OSE by reducing city funding for Heavy Duty Electric Truck incentives. These efforts have comprised a pilot program launched in 2023 which focused on the Duwamish Valley. This pilot aimed to fund point of sale rebates for new electric trucks, buses, or vans. This has been intended to incentivize the deployment of more electric heavy-duty vehicles in the Duwamish Valley (e.g., drayage trucks, school buses, and other fleets) while addressing cost barriers, spurring rapid adoption, and reducing harmful diesel pollution in highly exposed communities.

Office of Sustainability and Environment

This innovative pilot program has led to new engagement and investment from other Port affiliated organizations. It is anticipated that this work will transition to another entity who can scale up the program with state and federal resources. Of the original \$1 million in ongoing allocation for this program, OSE will retain \$100,000 to ensure continued support for Seattle's Transportation Electrification Blueprint, Mayor Harrell's Transportation and Climate Justice Executive Order, and intragovernmental coordination.

Align BEPS IT Budget with Actuals

Expenditures \$(551,871)

This item makes reductions to Payroll Expense Tax-funded programming in OSE to help address the City's forecasted revenue shortfall for 2025 and 2026. This reduction will achieve savings by aligning OSE's budget for BEPS technology solutions with actual projected spending needs.

Reduce OSE Workforce and Small Business Investments in Duwamish Valley

Expenditures \$(400,000)

This item makes reductions to Payroll Expense Tax-funded programming in OSE to help address the City's forecasted revenue shortfall for 2025 and 2026. This action reduces funding currently used to support OSE's workforce development and small business assistance efforts in the Duwamish Valley. OSE's role in place-based support for small businesses in the South Park and Georgetown neighborhoods, including marketing and financial assistance, will shrink, as will OSE's funding for place-based workforce development strategies in the area.

Despite these reductions, small business support will continue to be available from the Office of Economic Development. In addition, OSE will continue clean energy workforce development efforts (including but not exclusive to South Park and Georgetown), such as Clean Energy Apprenticeship funding and workforce development related to Clean Buildings and BEPS work.

OSE will also continue to lead and manage a large portfolio of investments in the Duwamish Valley including:

- \$500,000 annually for Youth Leadership and Programming
- \$300,000 annually for greening and tree planting
- \$2.5 million in continued one-time Duwamish Valley Program spending (awarded by Ord 126675), an effort that includes support community supportive spaces such as the South Park Neighborhood Center and Georgetown Community Spaces

OSE's Duwamish Valley Program work will also continue to include work funded by external grants and continued collaboration with Seattle Public Utilities' on their Duwamish Valley Resiliency program which aims to address flood risk mitigation and other climate change vulnerabilities.

Restore Baseline Environmental Justice Fund Funding

Expenditures \$250,000

The proposed budget allocates \$18 million in Payroll Expense Tax proceeds in 2025 to the Green New Deal. This item uses payroll tax funding to restore the Environmental Justice (EJ) Fund baseline to \$1,050,000. This change restores the EJ Fund baseline to \$1,050,000 (including the Duwamish River Opportunity Fund or DROF, proposed for consolidation, below), in line with 2022 funding levels. This will allow the fund to continue supporting a wide variety of climate and environmental justice organizations.

The EJ Fund awards grants to a wide variety of community-led projects that improve environmental conditions and advance environmental justice for communities most impacted by pollution, environmental degradation, and climate change. Since its launch in 2018, the EJ Fund has awarded over \$2.6 million to 43 community-based organizations over five grant cycles. These organizations are led by or are in partnership with communities of color

Office of Sustainability and Environment

impacted by environmental injustice.

Until 2021, the Environmental Justice Fund was funded at \$250,000, using General Fund dollars. Funding was increased to \$800,000 in 2022 based on recommendations by the Equitable Communities Initiative. The 2023 Adopted Budget continued that expansion using payroll tax, with Council further expanding funding (one-time) to \$2 million. The 2024 Adopted cut the program's \$250,000 continuing General Fund budget. With the removal of the one-time Council adds from 2023, the EJ Fund and DROF combined would drop to \$800,000, instead of the \$1,050,000 provided with this budget action.

Add Climate Data Impact Analysis and Reporting Capacity

Expenditures	\$100,000
--------------	-----------

The proposed budget allocates \$18 million in Payroll Expense Tax proceeds in 2025 to the Green New Deal. This item adds funding to OSE to increase departmental capacity for climate impact data analysis and reporting, including urban forestry. Funding will help OSE implement new tools to measure Seattle's progress on key climate indicators and inform citywide coordination around policies addressing climate change, energy transition, and urban forestry.

In 2025-2026, this funding will address urban forestry data and reporting priorities. These projects will integrate urban forestry data and information, which is currently dispersed across multiple reports, maps, and interfaces, into a single, publicly available technology resource. This tool will better track Seattle's urban forest over time in response to changing environmental conditions and ongoing management.

Ongoing funding will also support continual climate and urban forestry data surveillance. Funding would also help maintain and enhance other Citywide climate data tools managed by OSE, such as the One Seattle Climate Portal, and will support development of new policies like the updated Seattle Climate Action Plan.

Consolidate Duwamish River Opportunity Fund and Environmental Justice Fund

Expenditures	-
--------------	---

The proposed budget allocates \$18 million in Payroll Expense Tax proceeds in 2025 to the Green New Deal. This item is a budget neutral change for OSE's payroll tax-GND funding which will consolidate the Duwamish River Opportunity Fund (DROF) and the Environmental Justice (EJ) Fund. Together with a separate item adding \$250,000 to the EJ Fund budget, this will result in a streamlined \$1,050,000 grant program serving OSE's core mission around sustainability and environmental justice

The combined Environmental Justice Fund will continue to invest in community-led projects led by and for communities disproportionately impacted by environmental issues and climate change. This budget neutral efficiency measure will streamline grantmaking led by OSE and continue to allow for investment in place-based, community-led efforts in the Duwamish Valley through the EJ Fund. Consolidation will help reduce application burdens on potential awardees -- many of whom currently apply (and receive funding from) both programs -- and help OSE more efficiently maximize existing staff capacity supporting these award processes.

Although many DROF awards currently support groups active in the climate and environmental justice space, some current awardees may be made ineligible by narrowing award criteria to these areas. OSE and the City will seek to ensure these organizations are given ample time to re-focus their grant applications and direct them towards other potential City or external awards.

Office of Sustainability and Environment

Proposed Technical

Ongoing Changes from Current Year Legislation

Position Allocation	1.00
---------------------	------

This change includes ongoing budget and/or position changes resulting from current year legislation in 2024, including the Year End Supplemental Ordinance.

Final Adjustments for Standard Cost Changes

Expenditures	\$(63,683)
--------------	------------

Citywide technical adjustments made in the proposed phase reflect changes to internal services costs, including rates from the Department of Finance & Administrative Services, Seattle Information Technology Department, Seattle Department of Human Resources, and for healthcare for the department. These adjustments reflect final decisions about these costs made during the Proposed Phase of the budget process.

Revenue Update (April Forecast)

Revenues	\$43,877
----------	----------

This is a technical adjustment to capture centrally projected and forecast General Fund revenue increments for this department.

Revenue Update (August Forecast)

Revenues	\$490,304
----------	-----------

This is a technical adjustment to capture centrally projected and forecast General Fund revenue increments for this department.

Office of Sustainability and Environment

Expenditure Overview

	2023 Actuals	2024 Adopted	2025 Proposed	2026 Proposed
Appropriations				
OSE - BO-SE-X1000 - Office of Sustainability and Environment				
00100 - General Fund	7,911,975	7,260,132	8,361,046	8,743,446
00155 - Sweetened Beverage Tax Fund	6,014,121	6,151,220	6,336,822	6,423,345
14000 - Coronavirus Local Fiscal Recovery Fund	4,473	-	-	-
14500 - Payroll Expense Tax	3,362,537	17,174,136	12,042,588	12,179,301
Total for BSL: BO-SE-X1000	17,293,107	30,585,489	26,740,457	27,346,093
Department Total	17,293,107	30,585,489	26,740,457	27,346,093
Department Full-Time Equivalents Total*	39.50	49.50	50.50	50.50

* FTE totals are provided for informational purposes only. Changes in FTEs resulting from City Council or Human Resources Director actions outside of the budget process may not be detailed here

Budget Summary by Fund Office of Sustainability and Environment

	2023 Actuals	2024 Adopted	2025 Proposed	2026 Proposed
00100 - General Fund	7,911,975	7,260,132	8,361,046	8,743,446
00155 - Sweetened Beverage Tax Fund	6,014,121	6,151,220	6,336,822	6,423,345
14000 - Coronavirus Local Fiscal Recovery Fund	4,473	-	-	-
14500 - Payroll Expense Tax	3,362,537	17,174,136	12,042,588	12,179,301
Budget Totals for OSE	17,293,107	30,585,489	26,740,457	27,346,093

Office of Sustainability and Environment

Revenue Overview

2025 Estimated Revenues

Account Code	Account Name	2023 Actuals	2024 Adopted	2025 Proposed	2026 Proposed
337010	Grants & Contr From Local Govt	178,287	-	-	-
341300	Administrative Fees & Charges	-	-	-	-
341900	General Government-Other Rev	3,398,268	3,689,501	4,120,682	4,250,635
350180	Misc Fines & Penalties	28,000	20,000	123,000	73,000
360220	Interest Earned On Delinquent A	4,001	-	-	-
360900	Miscellaneous Revs-Other Rev	149,207	154,926	154,926	-
367010	Private Grants & Contr	103,699	-	-	-
Total Revenues for: 00100 - General Fund		3,861,462	3,864,427	4,398,608	4,323,635
331110	Direct Fed Grants	4,473	-	-	-
Total Revenues for: 14000 - Coronavirus Local Fiscal Recovery Fund		4,473	-	-	-
Total OSE Resources		3,865,935	3,864,427	4,398,608	4,323,635

Appropriations by Budget Summary Level and Program

OSE - BO-SE-X1000 - Office of Sustainability and Environment

The purpose of the Office of Sustainability and Environment Budget Summary Level is to coordinate interdepartmental environmental sustainability initiatives, identify and develop next generation policies and programs, and lead the City's climate change action planning to move towards carbon neutrality.

Program Expenditures	2023 Actuals	2024 Adopted	2025 Proposed	2026 Proposed
Office of Sustainability and Environment	17,293,107	30,585,489	26,740,457	27,346,093
Total	17,293,107	30,585,489	26,740,457	27,346,093
Full-time Equivalents Total*	39.50	49.50	50.50	50.50

**FTE totals are provided for informational purposes only. Changes in FTEs resulting from City Council or Human Resources Director actions outside of the budget process may not be detailed here*

Office of the City Auditor

David G. Jones, City Auditor

(206) 233-3801

<http://www.seattle.gov/audit/>

Department Overview

The Office of City Auditor was established by City Charter and serves as Seattle's independent performance audit function. The City Auditor is appointed by the City Council to a four-year term of office.

The Office of City Auditor seeks to promote honest, efficient management and full accountability throughout City government. It serves the public interest by providing the City Council, the Mayor and City employees with accurate information, unbiased analyses and objective recommendations on how best to use public resources.

The Office of City Auditor conducts audits of City departments, programs, grantees and contracts, as well as some non-audit projects. Most of the office's work is performed in response to specific concerns or requests from City Councilmembers, but the City Auditor also independently initiates work to fulfill the office's mission. If resources are available, the City Auditor responds to requests from the Mayor, City departments and the public.

Through its work, the Office of City Auditor answers the following types of questions:

- Are City of Seattle programs being carried out in compliance with applicable laws and regulations, and is accurate information furnished to the City Council and Mayor on these programs?
- Do opportunities exist to eliminate inefficient use of public funds and waste?
- Are programs achieving desired results?
- Are there better ways to achieve program objectives at lower costs?
- Are there ways to improve the quality of service without increasing costs?
- What emerging or key issues should the City Council and Mayor consider?

Budget Snapshot

	2023 Actuals	2024 Adopted	2025 Proposed	2026 Proposed
Department Support				
General Fund Support	2,139,430	2,329,573	2,571,340	2,700,136
Other Funding - Operating	470,788	-	-	-
Total Operations	2,610,218	2,329,573	2,571,340	2,700,136
Total Appropriations	2,610,218	2,329,573	2,571,340	2,700,136
Full-Time Equivalents Total*	10.00	10.00	10.00	10.00

* FTE totals are provided for informational purposes only. Changes in FTEs resulting from City Council or Human Resources Director actions outside of the budget process may not be detailed here

Budget Overview

The 2025-2026 Proposed Budget maintains all services for the Office of the City Auditor. This proposed budget increases the department's budget by about 10% from 2024 and includes technical adjustments to reflect changes to internal service costs and annual wage and market wage increases.

Office of the City Auditor

Incremental Budget Changes

Office of the City Auditor

	Dollars	FTE
2024 Adopted Budget	2,329,573	10.00
Baseline		
Bargained Annual Wage and Market Wage Increases to Base Budget	243,270	-
Citywide Adjustments for Standard Cost Changes	5,298	-
Proposed Technical		
Final Adjustments for Standard Cost Changes	(6,801)	-
Total Incremental Changes	\$241,767	-
Total 2025 Proposed Budget	\$2,571,340	10.00

Description of Incremental Budget Changes

Baseline

Bargained Annual Wage and Market Wage Increases to Base Budget

Expenditures \$243,270

This centrally administered change adjusts appropriations to reflect the Annual Wage Increases and Market Adjustments, as outlined in the agreements between the City and the Coalition of Unions or other standalone Unions, for personnel costs included in this department's baseline budget. This includes increases to salary, FICA, Medicare, retirement, overtime and temporary labor.

Citywide Adjustments for Standard Cost Changes

Expenditures \$5,298

Citywide technical adjustments made in the baseline phase reflect changes to internal services costs, including rates from the Department of Finance & Administrative Services, Seattle Information Technology Department, Seattle Department of Human Resources, and for healthcare, retirement, and industrial insurance charges for the department. These adjustments reflect initial assumptions about these costs and inflators early in the budget process.

Proposed Technical

Final Adjustments for Standard Cost Changes

Expenditures \$(6,801)

Citywide technical adjustments made in the proposed phase reflect changes to internal services costs, including rates from the Department of Finance & Administrative Services, Seattle Information Technology Department, Seattle Department of Human Resources, and for healthcare for the department. These adjustments reflect final decisions about these costs made during the Proposed Phase of the budget process.

Office of the City Auditor

Expenditure Overview

	2023 Actuals	2024 Adopted	2025 Proposed	2026 Proposed
Appropriations				
AUD - BO-AD-VG000 - Office of the City Auditor				
00100 - General Fund	2,139,430	2,329,573	2,571,340	2,700,136
00155 - Sweetened Beverage Tax Fund	470,788	-	-	-
Total for BSL: BO-AD-VG000	2,610,218	2,329,573	2,571,340	2,700,136
Department Total	2,610,218	2,329,573	2,571,340	2,700,136
Department Full-Time Equivalents Total*	10.00	10.00	10.00	10.00

** FTE totals are provided for informational purposes only. Changes in FTEs resulting from City Council or Human Resources Director actions outside of the budget process may not be detailed here*

Budget Summary by Fund Office of the City Auditor

	2023 Actuals	2024 Adopted	2025 Proposed	2026 Proposed
00100 - General Fund	2,139,430	2,329,573	2,571,340	2,700,136
00155 - Sweetened Beverage Tax Fund	470,788	-	-	-
Budget Totals for AUD	2,610,218	2,329,573	2,571,340	2,700,136

Revenue Overview

2025 Estimated Revenues

Account Code	Account Name	2023 Actuals	2024 Adopted	2025 Proposed	2026 Proposed
333110	Ind Fed Grants	520,823	-	-	-
341900	General Government-Other Rev	815,491	848,697	787,765	826,060
Total Revenues for: 00100 - General Fund		1,336,314	848,697	787,765	826,060
Total AUD Resources		1,336,314	848,697	787,765	826,060

Office of the City Auditor

Appropriations by Budget Summary Level and Program

AUD - BO-AD-VG000 - Office of the City Auditor

The purpose of the Office of City Auditor Budget Summary Level is to provide unbiased analyses and objective recommendations to assist the City in using public resources more equitably, efficiently and effectively in delivering services to the public.

Program Expenditures	2023 Actuals	2024 Adopted	2025 Proposed	2026 Proposed
Office of the City Auditor	2,610,218	2,329,573	2,571,340	2,700,136
Total	2,610,218	2,329,573	2,571,340	2,700,136
Full-time Equivalents Total*	10.00	10.00	10.00	10.00

**FTE totals are provided for informational purposes only. Changes in FTEs resulting from City Council or Human Resources Director actions outside of the budget process may not be detailed here*

City Budget Office

Dan Eder, Interim Director

(206) 615-1962

<http://www.seattle.gov/budgetoffice/><http://www.seattle.gov/budgetoffice/><http://www.seattle.gov/budgetoffice/>

Department Overview

The City Budget Office (CBO) is responsible for developing and monitoring the City's annual budget, carrying out budget-related functions, overseeing fiscal policy and financial planning activities, policy analysis, and preparing legislation for City Council review. CBO provides strategic analysis relating to the use of revenues, debt, long-term issues, and special events. The office also provides technical assistance, training, and support to City departments in performing financial functions. The Innovation and Performance team is also in CBO, supporting and advancing initiatives by using data, evaluation, and design to solve problems.

Budget Snapshot

	2023 Actuals	2024 Adopted	2025 Proposed	2026 Proposed
Department Support				
General Fund Support	7,921,959	8,782,621	9,882,164	10,240,194
Other Funding - Operating	1,278,404	176,490	-	-
Total Operations	9,200,362	8,959,111	9,882,164	10,240,194
Total Appropriations	9,200,362	8,959,111	9,882,164	10,240,194
Full-Time Equivalents Total*	45.00	45.00	44.00	44.00

** FTE totals are provided for informational purposes only. Changes in FTEs resulting from City Council or Human Resources Director actions outside of the budget process may not be detailed here*

Budget Overview

The 2025-2026 Proposed Budget maintains core services for the City Budget Office. The department will continue to invest in programs such as developing and monitoring the City's \$8 billion annual budget, forecasting special revenues and supporting innovative data and analysis across the City departments.

The General Fund revenue forecast for the City's 2025-2026 Proposed Budget is insufficient to cover all anticipated Citywide costs. General Fund reductions were identified to mitigate this shortfall by increasing the City Budget Office vacancy rate assumption. In addition to technical adjustments to reflect central changes, the proposed budget includes one-time funding for both an emergency management assessment and a payroll tax evaluation in 2025.

City Budget Office

Incremental Budget Changes

City Budget Office

	Dollars	FTE
2024 Adopted Budget	8,959,111	45.00
Baseline		
Bargained Annual Wage and Market Wage Increases to Base Budget	945,165	-
Citywide Adjustments for Standard Cost Changes	169,715	-
Proposed Operating		
Conduct Emergency Management Assessment	30,000	-
Payroll Expense Tax Evaluation	100,000	-
Transfer Position to ITD for Affordable Seattle Program	(202,507)	(1.00)
Vacancy Rate Increase	(59,247)	-
Proposed Technical		
Final Adjustments for Standard Cost Changes	(60,073)	-
Ongoing Changes from Current Year Legislation	-	-
Total Incremental Changes	\$923,054	(1.00)
Total 2025 Proposed Budget	\$9,882,164	44.00

Description of Incremental Budget Changes

Baseline

Bargained Annual Wage and Market Wage Increases to Base Budget

Expenditures \$945,165

This centrally administered change adjusts appropriations to reflect the Annual Wage Increases and Market Adjustments, as outlined in the agreements between the City and the Coalition of Unions or other standalone Unions, for personnel costs included in this department's baseline budget. This includes increases to salary, FICA, Medicare, retirement, overtime and temporary labor.

Citywide Adjustments for Standard Cost Changes

Expenditures \$169,715

Citywide technical adjustments made in the baseline phase reflect changes to internal services costs, including rates from the Department of Finance & Administrative Services, Seattle Information Technology Department, Seattle Department of Human Resources, and for healthcare, retirement, and industrial insurance charges for the department. These adjustments reflect initial assumptions about these costs and inflators early in the budget process.

City Budget Office

Proposed Operating

Conduct Emergency Management Assessment

Expenditures \$30,000

As part of preparing the City for all types of emergencies, the 2025-2026 Proposed Budget includes \$30,000 in one-time funding in the City Budget Office to conduct a review of other emergency management offices. This review will evaluate the Office of Emergency Management's funding, multijurisdictional framework, and organizational structure in comparison to peer cities, specifically those on the West Coast, as well as to nationwide best practices.

Payroll Expense Tax Evaluation

Expenditures \$100,000

The proposed budget allocates \$10 million to support the administration of the Payroll Expense Tax and the evaluation of the programs it funds. Administrative expenses are budgeted in the General Fund and are supported by a transfer from the Payroll Tax Fund to Finance General. In lieu of a Payroll Tax Oversight Committee (Chapter 3.35), the City will hire a consultant to provide an evaluation of: 1) the services and programs supported by the Payroll Expense Tax (Chapter 5.38); 2) the Payroll Expense Tax impacts on the number of jobs and businesses in the City; and 3) other data that directly relates to measuring the impact of the tax on the City's economy. In addition to pulling administrative data to evaluate services and programs, the consultant will engage with existing oversight bodies that monitor programs and services supported by the tax such as the Small Business Advisory Council, KCRHA's Implementation or Governing Boards, Housing Levy Oversight Committee, Equitable Development Initiative Advisory Board, and the Green New Deal Oversight Board.

Transfer Position to ITD for Affordable Seattle Program

Expenditures \$(202,507)

Position Allocation (1.00)

This item transfers 1.0 FTE from the City Budget Office to the Department of Information Technology (ITD) in order to support the Affordable Seattle Program. The item transfers \$202,507 in 2025 and \$213,155 in 2026 from CBO to ITD to support an existing payroll tax-funded position and consolidate the program administration in ITD. Affordable Seattle is a city supported program that makes it easier for residents to sign up for benefits ranging from discounts on their utility payments to two years of free college through the Mayor's Seattle Promise College Tuition Program. The program was launched with federal COVID response funds to support economic revitalization and better connect residents to support services, and the program is now sustained with payroll tax resources.

Vacancy Rate Increase

Expenditures \$(59,247)

The General Fund revenue forecast for the City's 2025-2026 Proposed Budget is insufficient to cover all expected Citywide costs. General Fund reductions were identified to mitigate this shortfall in revenues. This ongoing change increases the City Budget Office's vacancy rate assumption by 1%, which reduces its General Fund budget by \$59,247 to fund other General Fund core services. This change may result in the department holding vacancies open longer before refilling positions but will not impact the department's capacity to deliver core services.

Proposed Technical

Final Adjustments for Standard Cost Changes

Expenditures \$(60,073)

Citywide technical adjustments made in the proposed phase reflect changes to internal services costs, including rates from the Department of Finance & Administrative Services, Seattle Information Technology Department, Seattle Department of Human Resources, and for healthcare for the department. These adjustments reflect final decisions about these costs made during the Proposed Phase of the budget process.

City Budget Office

Expenditure Overview

	2023 Actuals	2024 Adopted	2025 Proposed	2026 Proposed
Appropriations				
CBO - BO-CB-CZ000 - City Budget Office				
00100 - General Fund	7,921,959	8,782,621	9,882,164	10,240,194
14000 - Coronavirus Local Fiscal Recovery Fund	1,278,404	-	-	-
14500 - Payroll Expense Tax	-	176,490	-	-
Total for BSL: BO-CB-CZ000	9,200,362	8,959,111	9,882,164	10,240,194
Department Total	9,200,362	8,959,111	9,882,164	10,240,194
Department Full-Time Equivalents Total*	45.00	45.00	44.00	44.00

* FTE totals are provided for informational purposes only. Changes in FTEs resulting from City Council or Human Resources Director actions outside of the budget process may not be detailed here

Budget Summary by Fund City Budget Office

	2023 Actuals	2024 Adopted	2025 Proposed	2026 Proposed
00100 - General Fund	7,921,959	8,782,621	9,882,164	10,240,194
14000 - Coronavirus Local Fiscal Recovery Fund	1,278,404	-	-	-
14500 - Payroll Expense Tax	-	176,490	-	-
Budget Totals for CBO	9,200,362	8,959,111	9,882,164	10,240,194

Revenue Overview

2025 Estimated Revenues

Account Code	Account Name	2023 Actuals	2024 Adopted	2025 Proposed	2026 Proposed
341300	Administrative Fees & Charges	204,485	-	-	-
341900	General Government-Other Rev	2,025,054	2,077,063	2,093,721	2,182,787
360020	Inv Earn-Residual Cash	360	-	-	-
367010	Private Grants & Contr	137,355	-	-	-
Total Revenues for: 00100 - General Fund		2,367,255	2,077,063	2,093,721	2,182,787
331110	Direct Fed Grants	1,278,404	-	-	-
Total Revenues for: 14000 - Coronavirus Local Fiscal Recovery Fund		1,278,404	-	-	-
Total CBO Resources		3,645,658	2,077,063	2,093,721	2,182,787

City Budget Office

Appropriations by Budget Summary Level and Program

CBO - BO-CB-CZ000 - City Budget Office

The purpose of the City Budget Office Budget Summary Level is to develop and monitor the budget, carry out budget-related functions, oversee financial policies and plans, support and advance Citywide innovation and performance measurement, and provide financial and other strategic analysis.

Program Expenditures	2023 Actuals	2024 Adopted	2025 Proposed	2026 Proposed
City Budget Office	9,200,362	8,959,111	9,882,164	10,240,194
Total	9,200,362	8,959,111	9,882,164	10,240,194
Full-time Equivalents Total*	45.00	45.00	44.00	44.00

**FTE totals are provided for informational purposes only. Changes in FTEs resulting from City Council or Human Resources Director actions outside of the budget process may not be detailed here*

Civil Service Commissions

Andrea Scheele, Executive Director

(206) 233-7118

<http://www.seattle.gov/civil-service-commission>

<https://www.seattle.gov/public-safety-civil-service-commission>

Department Overview

The **Civil Service Commissions Department (CIV)** is the department that houses two City Charter-mandated commissions, the Seattle Civil Service Commission (CSC) and the Seattle Public Safety Civil Service Commission (PSCSC). The Seattle Municipal Code and Washington law require the commissions to provide fair and impartial appeal hearings on serious disciplinary decisions and other civil service issues. The CSC conducts appeal hearings of alleged violations of the City's personnel rules, disciplinary actions, and alleged violations of the Personnel Ordinance. The PSCSC directs the civil service system for sworn personnel of the Seattle Police Department (SPD) and uniformed personnel of the Seattle Fire Department (SFD). The PSCSC also conducts appeals related to serious disciplinary decisions, examination and testing, and other civil service issues.

Budget Snapshot

	2023 Actuals	2024 Adopted	2025 Proposed	2026 Proposed
Department Support				
General Fund Support	808,713	881,534	2,505,942	2,551,829
Total Operations	808,713	881,534	2,505,942	2,551,829
Total Appropriations	808,713	881,534	2,505,942	2,551,829
Full-Time Equivalents Total*	3.00	3.00	9.00	9.00

** FTE totals are provided for informational purposes only. Changes in FTEs resulting from City Council or Human Resources Director actions outside of the budget process may not be detailed here*

Budget Overview

The City's 2025-2026 Proposed Budget returns the Fire and Police Exams unit from the Seattle Department of Human Resources back to CIV, as had been the historical organization prior to 2002. This action will simplify the City's organizational structure so that CIV will be the sole department developing and administering entry-level and promotional civil service exams. This aligns the roles and responsibilities of CIV and authority of the Public Safety Civil Service Commission. Otherwise, CIV will maintain its core services at its current levels, as required by City Charter, municipal code, and State law.

The 2025-2026 Proposed Budget makes technical adjustments to the CIV budget including an annual wage increase for staff and increased costs for internal central services.

Civil Service Commissions

Incremental Budget Changes

Civil Service Commissions

	Dollars	FTE
2024 Adopted Budget	881,534	3.00
	-	-
Baseline		
Bargained Annual Wage and Market Wage Increases to Base Budget	89,524	-
Citywide Adjustments for Standard Cost Changes	(22,608)	-
Proposed Operating		
Transfer Fire & Police Exams Unit from SDHR to CIV	1,503,117	6.00
Space Modifications	60,200	-
Proposed Technical		
Final Adjustments for Standard Cost Changes	(5,825)	-
Total Incremental Changes	\$1,624,408	6.00
Total 2025 Proposed Budget	\$2,505,942	9.00

Description of Incremental Budget Changes

Baseline

Bargained Annual Wage and Market Wage Increases to Base Budget

Expenditures \$89,524

This centrally administered change adjusts appropriations to reflect the Annual Wage Increases and Market Adjustments, as outlined in the agreements between the City and the Coalition of Unions or other standalone Unions, for personnel costs included in this department's baseline budget. This includes increases to salary, FICA, Medicare, retirement, overtime and temporary labor.

Citywide Adjustments for Standard Cost Changes

Expenditures \$(22,608)

Citywide technical adjustments made in the baseline phase reflect changes to internal services costs, including rates from the Department of Finance & Administrative Services, Seattle Information Technology Department, Seattle Department of Human Resources, and for healthcare, retirement, and industrial insurance charges for the department. These adjustments reflect initial assumptions about these costs and inflators early in the budget process.

Civil Service Commissions

Proposed Operating

Transfer Fire & Police Exams Unit from SDHR to CIV

Expenditures	\$1,503,117
Position Allocation	6.00

This item transfers 6 full-time positions and the associated budget in SDHR's Fire and Police Exams Unit including one Manager 2, General Govt, three Personnel Analyst, Sr, and two Personnel Analysts to CIV. This transfer aligns the core duties of the department to develop and administer entry-level and promotional civil service exams with their direct management of the Fire and Police Exams Unit. CIV will have direct management of the staff in the unit and reduce the interdepartmental coordination needed with SDHR by transferring the unit. This change is designed to increase quality and efficiency in the police examination and application process while maintaining accountability.

Space Modifications

Expenditures	\$60,200
--------------	----------

This item appropriates one-time funding of \$60,200 for necessary modifications to CIV's office space to accommodate the addition of 6.0 FTE being transferred from SDHR to CIV.

Proposed Technical

Final Adjustments for Standard Cost Changes

Expenditures	\$(5,825)
--------------	-----------

Citywide technical adjustments made in the proposed phase reflect changes to internal services costs, including rates from the Department of Finance & Administrative Services, Seattle Information Technology Department, Seattle Department of Human Resources, and for healthcare for the department. These adjustments reflect final decisions about these costs made during the Proposed Phase of the budget process.

Civil Service Commissions

Expenditure Overview

	2023 Actuals	2024 Adopted	2025 Proposed	2026 Proposed
Appropriations				
CIV - BO-VC-V1CIV - Civil Service Commissions				
00100 - General Fund	808,713	881,534	2,505,942	2,551,829
Total for BSL: BO-VC-V1CIV	808,713	881,534	2,505,942	2,551,829
Department Total	808,713	881,534	2,505,942	2,551,829
Department Full-Time Equivalents Total*	3.00	3.00	9.00	9.00

** FTE totals are provided for informational purposes only. Changes in FTEs resulting from City Council or Human Resources Director actions outside of the budget process may not be detailed here*

Budget Summary by Fund Civil Service Commissions

	2023 Actuals	2024 Adopted	2025 Proposed	2026 Proposed
00100 - General Fund	808,713	881,534	2,505,942	2,551,829
Budget Totals for CIV	808,713	881,534	2,505,942	2,551,829

Revenue Overview

2025 Estimated Revenues

Account Code	Account Name	2023 Actuals	2024 Adopted	2025 Proposed	2026 Proposed
341900	General Government-Other Rev	207,221	245,405	247,422	258,553
Total Revenues for: 00100 - General Fund		207,221	245,405	247,422	258,553
Total CIV Resources		207,221	245,405	247,422	258,553

Civil Service Commissions

Appropriations by Budget Summary Level and Program

CIV - BO-VC-V1CIV - Civil Service Commissions

The purpose of the Civil Service Commissions Budget Summary Level is to fund the work of two independent commissions, the Public Safety Civil Service Commission (PSCSC) and the Civil Service Commission (CSC). The PSCSC develops and administers entry and promotional civil service exams for ranks in the Seattle Police and Fire Departments and conducts hearings on employee appeals of discipline and other employment matters. The CSC conducts hearings on employment-related appeals filed by covered employees, investigates allegations of political patronage in hiring, and advises on the administration of the City's personnel system.

Program Expenditures	2023 Actuals	2024 Adopted	2025 Proposed	2026 Proposed
Civil Service Commissions	808,713	881,534	2,505,942	2,551,829
Total	808,713	881,534	2,505,942	2,551,829
Full-time Equivalents Total*	3.00	3.00	9.00	9.00

**FTE totals are provided for informational purposes only. Changes in FTEs resulting from City Council or Human Resources Director actions outside of the budget process may not be detailed here*

Office of Economic and Revenue Forecasts

Jan Duras, Interim Director

(206) 390-1567

<http://www.seattle.gov/economic-and-revenue-forecasts>

Department Overview

In July 2021 via Council Bill 120124, the City Council created the Office of Economic and Revenue Forecasts. The office's responsibilities, as stated in the legislation, are to staff the Economic and Revenue Forecast Council, perform economic and revenue forecasts, conduct special studies at the request of the Forecast Council and provide ad hoc analytical support on economic and revenue estimation for legislative and executive staff consistent with the work program. Such analyses are to be nonpartisan and confidential to the extent allowed by law.

The legislation also established the Economic and Revenue Forecast Council which shall receive and review the general forecasts of local economic activity and the specific forecasts of the revenues that support the City's general government programs and services. The forecasts approved by the Forecast Council by the Director of the Office of Economic and Revenue Forecasts are the official city economic and revenue forecasts and shall serve as the basis for the estimates of revenues used for the Proposed and Adopted budgets as described in RCW 35.32A.030 and 35.32A.040, provided that the Mayor or Council shall have the authority to deviate from the official forecasts as provided in Section 3.44.010. The Forecast Council shall be composed of the Mayor or designee, the Director of Finance, the Council President or designee, and the Chair of the City Council Finance Committee or designee. If the Council President and the Chair of the Council Finance Committee are the same individual, the position held by the Chair of the Council Finance Committee shall be determined by the Council President. The Forecast Council shall select one member to serve as Chair of the Forecast Council annually.

Budget Snapshot

	2023 Actuals	2024 Adopted	2025 Proposed	2026 Proposed
Department Support				
General Fund Support	667,890	835,711	749,118	911,473
Total Operations	667,890	835,711	749,118	911,473
Total Appropriations	667,890	835,711	749,118	911,473
Full-Time Equivalents Total*	3.00	3.00	3.00	3.00

** FTE totals are provided for informational purposes only. Changes in FTEs resulting from City Council or Human Resources Director actions outside of the budget process may not be detailed here*

Budget Overview

The 2025-2026 Proposed Budget for the Office of Economic and Revenue Forecasts (OERF) fluctuates year-to-year due to the renewal cycle of its forecast data subscriptions and grows with the associated inflationary effects on its services, wages, and central costs. Accordingly, the Proposed Budget decreases 10.3% in 2025 and increases 21.6% in 2026.

Office of Economic and Revenue Forecasts

Incremental Budget Changes

Office of Economic and Revenue Forecasts

	Dollars	FTE
2024 Adopted Budget	835,711	3.00
Baseline		
Bargained Annual Wage and Market Wage Increases to Base Budget	57,470	-
Biennial Reduction in Forecast Data Subscription Renewal	(125,100)	-
Citywide Adjustments for Standard Cost Changes	(18,106)	-
Proposed Operating		
Final Adjustments for Standard Cost Changes	(857)	-
Total Incremental Changes	\$(86,593)	-
Total 2025 Proposed Budget	\$749,118	3.00

Description of Incremental Budget Changes

Baseline

Bargained Annual Wage and Market Wage Increases to Base Budget

Expenditures \$57,470

This centrally administered change adjusts appropriations to reflect the Annual Wage Increases and Market Adjustments, as outlined in the agreements between the City and the Coalition of Unions or other standalone Unions, for personnel costs included in this department's baseline budget. This includes increases to salary, FICA, Medicare, retirement, overtime and temporary labor.

Biennial Reduction in Forecast Data Subscription Renewal

Expenditures \$(125,100)

On a biannual cycle, the Office of Economic and Revenue Forecasts (ERF) maintains data subscriptions for use in forecasting the economy and City revenues. This item reduces appropriations \$125,000 in 2025 as the "off-year" in the renewal cycle. This amount is again included in ERF's 2026 Proposed budget.

Citywide Adjustments for Standard Cost Changes

Expenditures \$(18,106)

Citywide technical adjustments made in the baseline phase reflect changes to internal services costs, including rates from the Department of Finance & Administrative Services, Seattle Information Technology Department, Seattle Department of Human Resources, and for healthcare, retirement, and industrial insurance charges for the department. These adjustments reflect initial assumptions about these costs and inflators early in the budget process.

Office of Economic and Revenue Forecasts

Proposed Operating

Final Adjustments for Standard Cost Changes

Expenditures \$(857)

Citywide technical adjustments made in the proposed phase reflect changes to internal services costs, including rates from the Department of Finance & Administrative Services, Seattle Information Technology Department, Seattle Department of Human Resources, and for healthcare for the department. These adjustments reflect final decisions about these costs made during the Proposed Phase of the budget process.

Expenditure Overview

	2023 Actuals	2024 Adopted	2025 Proposed	2026 Proposed
Appropriations				
ERF - BO-ER-10000 - Economic and Revenue Forecasts				
00100 - General Fund	667,890	835,711	749,118	911,473
Total for BSL: BO-ER-10000	667,890	835,711	749,118	911,473
Department Total	667,890	835,711	749,118	911,473
Department Full-Time Equivalents Total*	3.00	3.00	3.00	3.00

** FTE totals are provided for informational purposes only. Changes in FTEs resulting from City Council or Human Resources Director actions outside of the budget process may not be detailed here*

Budget Summary by Fund Office of Economic and Revenue Forecasts

	2023 Actuals	2024 Adopted	2025 Proposed	2026 Proposed
00100 - General Fund	667,890	835,711	749,118	911,473
Budget Totals for ERF	667,890	835,711	749,118	911,473

Appropriations by Budget Summary Level and Program

ERF - BO-ER-10000 - Economic and Revenue Forecasts

The purpose of the Economic and Revenue Forecasts Budget Summary Level is to provide support to the Forecast Council, perform economic and revenue forecasts, conduct special studies at the request of the Forecast Council, and provide ad hoc analytical support on economic and revenue estimation for legislative and executive staff consistent with the work program.

Program Expenditures	2023 Actuals	2024 Adopted	2025 Proposed	2026 Proposed
Economic and Revenue Forecasts	667,890	835,711	749,118	911,473
Total	667,890	835,711	749,118	911,473
Full-time Equivalents Total*	3.00	3.00	3.00	3.00

**FTE totals are provided for informational purposes only. Changes in FTEs resulting from City Council or Human Resources Director actions outside of the budget process may not be detailed here*

Office of the Employee Ombud

Amarah Khan, Director

(206) 256-5982

<https://www.seattle.gov/ombud>

Department Overview

In 2018 Executive Order 2018-04 created the **Office of Employee Ombud (OEO)** following the recommendations issued by the Anti-Harassment Inter-departmental Team on improving the City's workplace culture. The OEO's mission is to support City employees in all branches of City government in assessing their concerns regarding workplace conduct that may be considered inappropriate; may constitute harassment, discrimination, or retaliation; and/or is in conflict with the City's Personnel Rules, Citywide workplace expectations, and other City policies.

The OEO provides assistance to City employees through a variety of means including conflict management and resolution; clarifying the City's processes and systems for reporting and investigations; facilitating discussions to break down miscommunication; providing the contact for represented employees' unions; and understanding what remedies are available through State or Federal agencies. The OEO also supports employees with referrals to the City's contracted Employees Assistance Program (EAP) for appropriate emotional assistance.

The OEO offers trainings and capacity building to City departments so that practices and behaviors that cause conflict among us can be addressed in a proactive manner. The OEO submits an annual report to the Mayor's Office and City Council that addresses issues extending beyond the experiences of individual employees. The report includes recommendations to clarify the City's Personnel Rules, complaint and investigations systems or trainings, and share information on patterns of inappropriate workplace conduct at the City.

Budget Snapshot

	2023 Actuals	2024 Adopted	2025 Proposed	2026 Proposed
Department Support				
General Fund Support	1,105,279	1,154,216	1,234,561	1,296,310
Total Operations	1,105,279	1,154,216	1,234,561	1,296,310
Total Appropriations	1,105,279	1,154,216	1,234,561	1,296,310
Full-Time Equivalents Total*	6.00	6.00	6.00	6.00

** FTE totals are provided for informational purposes only. Changes in FTEs resulting from City Council or Human Resources Director actions outside of the budget process may not be detailed here*

Budget Overview

The City's 2025-2026 Proposed Budget maintains core services for the Office of Employee Ombud (OEO). The department will maintain full staffing levels and will continue the current levels of support to the City of Seattle employees, including conflict management.

The General Fund revenue forecast for the City's 2025-2026 Proposed Budget is insufficient to cover all anticipated Citywide costs. General Fund reductions were identified to mitigate this shortfall. OEO will readjust expenditures in their lease space costs, to reflect current expenses for the office space.

Office of the Employee Ombud

Incremental Budget Changes

Office of the Employee Ombud

	Dollars	FTE
2024 Adopted Budget	1,154,216	6.00
Baseline		
Bargained Annual Wage and Market Wage Increases to Base Budget	121,534	-
Citywide Adjustments for Standard Cost Changes	(38,984)	-
Proposed Operating		
Align Lease Cost	(41,000)	-
Proposed Technical		
Final Adjustments for Standard Cost Changes	38,795	-
Total Incremental Changes	\$80,345	-
Total 2025 Proposed Budget	\$1,234,561	6.00

Description of Incremental Budget Changes

Baseline

Bargained Annual Wage and Market Wage Increases to Base Budget

Expenditures \$121,534

This centrally administered change adjusts appropriations to reflect the Annual Wage Increases and Market Adjustments, as outlined in the agreements between the City and the Coalition of Unions or other standalone Unions, for personnel costs included in this department's baseline budget. This includes increases to salary, FICA, Medicare, retirement, overtime and temporary labor.

Citywide Adjustments for Standard Cost Changes

Expenditures \$(38,984)

Citywide technical adjustments made in the baseline phase reflect changes to internal services costs, including rates from the Department of Finance & Administrative Services, Seattle Information Technology Department, Seattle Department of Human Resources, and for healthcare, retirement, and industrial insurance charges for the department. These adjustments reflect initial assumptions about these costs and inflators early in the budget process.

Proposed Operating

Align Lease Cost

Expenditures \$(41,000)

The General Fund revenue forecast for the City's 2025-2026 Proposed Budget is insufficient to cover all anticipated Citywide costs. General Fund reductions were identified to mitigate this shortfall. This item reduces appropriation authority by \$41,000 in the Office of Employee Ombud Budget Control Level (BO-EM-V10MB). This item reduces the budgeted amount for lease costs to align with the current expenditures for the office space for the Office of Employee Ombud.

Office of the Employee Ombud

Proposed Technical

Final Adjustments for Standard Cost Changes

Expenditures \$38,795

Citywide technical adjustments made in the proposed phase reflect changes to internal services costs, including rates from the Department of Finance & Administrative Services, Seattle Information Technology Department, Seattle Department of Human Resources, and for healthcare for the department. These adjustments reflect final decisions about these costs made during the Proposed Phase of the budget process.

Expenditure Overview

	2023 Actuals	2024 Adopted	2025 Proposed	2026 Proposed
Appropriations				
OEO - BO-EM-V10MB - Office of Employee Ombud				
00100 - General Fund	1,105,279	1,154,216	1,234,561	1,296,310
Total for BSL: BO-EM-V10MB	1,105,279	1,154,216	1,234,561	1,296,310
Department Total	1,105,279	1,154,216	1,234,561	1,296,310
Department Full-Time Equivalents Total*	6.00	6.00	6.00	6.00

** FTE totals are provided for informational purposes only. Changes in FTEs resulting from City Council or Human Resources Director actions outside of the budget process may not be detailed here*

Budget Summary by Fund Office of the Employee Ombud

	2023 Actuals	2024 Adopted	2025 Proposed	2026 Proposed
00100 - General Fund	1,105,279	1,154,216	1,234,561	1,296,310
Budget Totals for OEO	1,105,279	1,154,216	1,234,561	1,296,310

Revenue Overview

2025 Estimated Revenues

Account Code	Account Name	2023 Actuals	2024 Adopted	2025 Proposed	2026 Proposed
341900	General Government-Other Rev	514,087	446,483	527,565	553,963
Total Revenues for: 00100 - General Fund		514,087	446,483	527,565	553,963
Total OEO Resources		514,087	446,483	527,565	553,963

Office of the Employee Ombud

Appropriations by Budget Summary Level and Program

OEO - BO-EM-V10MB - Office of Employee Ombud

The purpose of the Office of Employee Ombud (OEO) Budget Summary Level is to support City of Seattle employees in navigating the City's conflict management system, including processes related to harassment, discrimination, and misconduct. OEO provides recommendations to the Mayor and City Council on policies and procedures that can help create an inclusive and respectful workplace environment.

Program Expenditures	2023 Actuals	2024 Adopted	2025 Proposed	2026 Proposed
Employee Ombud Office	1,105,279	1,154,216	1,234,561	1,296,310
Total	1,105,279	1,154,216	1,234,561	1,296,310
Full-time Equivalents Total*	6.00	6.00	6.00	6.00

**FTE totals are provided for informational purposes only. Changes in FTEs resulting from City Council or Human Resources Director actions outside of the budget process may not be detailed here*

Employees' Retirement System

Jeff Davis, Executive Director

(206) 386-1293

<http://www.seattle.gov/retirement/>

Department Overview

The Seattle City Employees' Retirement System has two major functions: administration of retirement benefits and management of the assets of the Retirement Fund. Employee and employer contributions, as well as investment earnings, provide funding for the system. Approximately 9,800 active employee members, 3,600 terminated employee members and 7,700 retired employee members participate in the plan.

The provisions of the plan are set forth in [Chapter 4.36](#) of the Seattle Municipal Code. The plan is a "defined benefit plan" which means an employee's salary, years of service, and age at the time of retirement are used to determine the amount of retirement benefits. At retirement, members are given a choice of several payment options to collect their retirement benefit. The Retirement System is led by a seven-member Board of Administration and an Executive Director appointed by the Board.

Beginning in 2025, SCERS will also manage the City's Deferred Compensation Program, previously administered by the Seattle Department of Human Resources.

Please note that the appropriations detailed in the following tables reflect only the costs to administer the two benefit systems and do not reflect payment of benefits or investment management fees.

Budget Snapshot

	2023 Actuals	2024 Adopted	2025 Proposed	2026 Proposed
Department Support				
General Fund Support	-	-	698,016	729,739
Other Funding - Operating	9,518,522	10,656,304	15,286,700	15,815,720
Total Operations	9,518,522	10,656,304	15,984,716	16,545,459
Total Appropriations	9,518,522	10,656,304	15,984,716	16,545,459
 Full-Time Equivalents Total*	 28.50	 30.50	 33.50	 33.50

** FTE totals are provided for informational purposes only. Changes in FTEs resulting from City Council or Human Resources Director actions outside of the budget process may not be detailed here*

Budget Overview

The Seattle City Employees' Retirement System (SCERS) relies on the long-term health of its assets to sustain its long-term financial obligations to SCERS members. The long-term health of SCERS is measured by the annual January 1 funding status, a percentage that represents the value of the asset portfolio over the reserves needed to pay retirement benefits to employees.

Employees' Retirement System

As of January 1, 2024, SCERS net assets are valued at \$4.0 billion with a 75.8% funded status. This is an increase from 75.7% in 2023. SCERS funding status has generally increased steadily since 2010 due to changes SCERS has made to positively impact the funding status over the long-term.

Annual Contributions: The plan's actuaries determine an "annual required contribution" (ARC) into SCERS so its assets grow in tandem with pension costs, which rise as new employees join SCERS, wages increase, and retirees live longer. In 2023 SCERS and the City enhanced the plan by revising its ARC calculation so SCERS will be fully funded after a fixed 30-year period beginning January 1, 2013 and ending January 1, 2043. The annual required contribution is composed of two parts: employee contributions, which are established by the City's labor agreements, and employer contributions. Employer contribution amounts are reflected in departmental budgets throughout the 2025 Proposed Budget.

Investment Return Assumption: In January 2014, SCERS decreased its long-term investment return assumption from 7.75% to 7.50% in anticipation of slower asset growth over the next 30 years. In January 2020, SCERS decreased this assumption to 7.25% and in January 2023, SCERS decreased the assumption further to 6.75%. This assumption raised the ARC so the plan relies more on employee and employer contributions that are based on salaries, which are less volatile than the investment returns affected by portfolio experience and the economy.

Asset Smoothing: SCERS implemented an asset smoothing policy in 2011 to protect the funded status from volatile year-to-year swings by recognizing annual investment return gains and losses evenly over five years. This policy results in gradual changes in the ARC so the City's contribution is more stable.

Pension Plan for New Employees Hired On or After January 1, 2017: The City began evaluating plan changes in 2012 to reduce the cost of the plan for employees and the City, thereby enhancing SCERS' fiscal stability over the long run, while still maintaining an adequate retirement benefit for employees. In 2016, the City and labor unions agreed, and Council approved, a new defined benefit plan (SCERS II) for new employees hired on or after January 1, 2017. SCERS II has a similar structure to the existing plan (SCERS I).

Under SCERS II, there is an estimated 3.8% combined savings for annual employer and employee contributions. Members of the new plan will contribute 7% of their salary toward their retirement benefit, compared to 10.03% under SCERS I. Given the lower contributions into the plan, the new SCERS II plan will provide a retirement benefit lower than the SCERS I plan, but consistent with the design of the current SCERS I plan. The SCERS II benefit will still provide City retirees with an adequate retirement income when combined with Social Security.

The 2025 Proposed Budget for the management of SCERS includes total appropriation increases of \$5,190,147. This increase consists of adjustments to bring the budget in line with the SCERS Board's approved 2025-2026 budget; a transfer of the management of the City's deferred compensation program from the Seattle Department of Human Resources (SDHR); and annual adjustments for internal City service costs and wage increases. The Board approved budget also addresses the need to upgrade SCERS's Pension Administration System.

Employees' Retirement System

Incremental Budget Changes

Employees' Retirement System

	Dollars	FTE
2024 Adopted Budget	10,656,304	30.50
Baseline		
Bargained Annual Wage and Market Wage Increases to Base Budget	852,900	-
Citywide Adjustments for Standard Cost Changes	364,734	-
Proposed Operating		
Decrease SCERS Administrative Baseline Budget to SCERS Board Approved Budget	(514,463)	-
SCERS Pension Administration System Upgrade	4,000,000	-
2025 Deferred Compensation Baseline Budget	698,016	3.00
Proposed Technical		
Fund Balancing Adjustment	-	-
SCERS GASB 87 Net-Zero Change	-	-
Final Adjustments for Standard Cost Changes	(72,775)	-
Total Incremental Changes	\$5,328,412	3.00
Total 2025 Proposed Budget	\$15,984,716	33.50

Description of Incremental Budget Changes

Baseline

Bargained Annual Wage and Market Wage Increases to Base Budget

Expenditures \$852,900

This centrally administered change adjusts appropriations to reflect the Annual Wage Increases and Market Adjustments, as outlined in the agreements between the City and the Coalition of Unions or other standalone Unions, for personnel costs included in this department's baseline budget. This includes increases to salary, FICA, Medicare, retirement, overtime and temporary labor.

Citywide Adjustments for Standard Cost Changes

Expenditures \$364,734

Citywide technical adjustments made in the baseline phase reflect changes to internal services costs, including rates from the Department of Finance & Administrative Services, Seattle Information Technology Department, Seattle Department of Human Resources, and for healthcare, retirement, and industrial insurance charges for the department. These adjustments reflect initial assumptions about these costs and inflators early in the budget process.

Employees' Retirement System

Proposed Operating

Decrease SCERS Administrative Baseline Budget to SCERS Board Approved Budget

Expenditures	\$(514,463)
Revenues	\$4,587,147

This item brings the 2025 Baseline budget into agreement with the 2025 budget approved by the SCERS Board.

SCERS Pension Administration System Upgrade

Expenditures	\$4,000,000
--------------	-------------

This item increases appropriation by \$4,000,000 to support an upgrade to SCERS's Pension Administration System. The current system version is no longer supported and the vendor will no longer offer hosting services. This is a project placeholder as SCERS completes its options analysis. There is not a "do nothing" option, leaving SCERS to either upgrade to the vendor's cloud based system or take over hosting services. Both options will be a 12 to 24 month implementation project. SCERS's Board of Administration approved a \$8.0 million project placeholder, spread evenly over 2025 and 2026.

2025 Deferred Compensation Baseline Budget

Expenditures	\$698,016
Revenues	\$698,016
Position Allocation	3.00

This item transfers the City's Deferred Compensation (DC) Program from SDHR to SCERS. SCERS and SDHR agree that there is a strong business case for this change. Aligning SCERS and the DC program creates opportunities for future business efficiencies, including in member communications, knowledge, and retirement processes. SCERS and the DC program are similar City benefits that focus on financial security for city employees, and both are important components of employees' overall retirement planning process.

Proposed Technical

Fund Balancing Adjustment

Revenues	\$43,249
----------	----------

This is a technical item to record a fund balancing entry for the Employees' Retirement Fund.

SCERS GASB 87 Net-Zero Change

Expenditures	-
--------------	---

GASB 87 was implemented in 2022 by the City of Seattle and changed the expense account coding of SCERS's office space rental expense from account 542010 to account 560100. This item corrects the account number for this expense with a net-zero effect on total budget.

Final Adjustments for Standard Cost Changes

Expenditures	\$(72,775)
--------------	------------

Citywide technical adjustments made in the proposed phase reflect changes to internal services costs, including rates from the Department of Finance & Administrative Services, Seattle Information Technology Department, Seattle Department of Human Resources, and for healthcare for the department. These adjustments reflect final decisions about these costs made during the Proposed Phase of the budget process.

Employees' Retirement System

Expenditure Overview

	2023 Actuals	2024 Adopted	2025 Proposed	2026 Proposed
Appropriations				
RET - BO-RE-R1E00 - Employee Benefit Management				
61030 - Employees' Retirement Fund	9,518,522	10,656,304	15,286,700	15,815,720
Total for BSL: BO-RE-R1E00	9,518,522	10,656,304	15,286,700	15,815,720
RET - BO-RE-R2E000 - Deferred Comp Management				
00100 - General Fund	-	-	698,016	729,739
Total for BSL: BO-RE-R2E000	-	-	698,016	729,739
Department Total	9,518,522	10,656,304	15,984,716	16,545,459
Department Full-Time Equivalents Total*	28.50	30.50	33.50	33.50

* FTE totals are provided for informational purposes only. Changes in FTEs resulting from City Council or Human Resources Director actions outside of the budget process may not be detailed here

Budget Summary by Fund Employees' Retirement System

	2023 Actuals	2024 Adopted	2025 Proposed	2026 Proposed
00100 - General Fund	-	-	698,016	729,739
61030 - Employees' Retirement Fund	9,518,522	10,656,304	15,286,700	15,815,720
Budget Totals for RET	9,518,522	10,656,304	15,984,716	16,545,459

Revenue Overview

2025 Estimated Revenues

Account Code	Account Name	2023 Actuals	2024 Adopted	2025 Proposed	2026 Proposed
360900	Miscellaneous Revs-Other Rev	-	-	698,016	729,739
Total Revenues for: 00100 - General Fund		-	-	698,016	729,739
360430	Employr Pnsn Contributions	-	6,747,447	11,334,594	11,863,614
360450	Emplyee Pnsn Contribution	-	3,952,106	3,952,106	3,952,106
Total Revenues for: 61030 - Employees' Retirement Fund		-	10,699,553	15,286,700	15,815,720
400000	Use of/Contribution to Fund Balance	-	(43,249)	-	-
Total Resources for: 61030 - Employees' Retirement Fund		-	10,656,304	15,286,700	15,815,720
Total RET Resources		-	10,656,304	15,984,716	16,545,459

Employees' Retirement System

Appropriations by Budget Summary Level and Program

RET - BO-RE-R1E00 - Employee Benefit Management

The purpose of the Employees' Retirement Budget Summary Level is to manage and administer retirement assets and benefits.

Program Expenditures	2023 Actuals	2024 Adopted	2025 Proposed	2026 Proposed
Employee Benefit Management	9,518,522	10,656,304	15,286,700	15,815,720
Total	9,518,522	10,656,304	15,286,700	15,815,720
Full-time Equivalents Total*	28.50	30.50	30.50	30.50

**FTE totals are provided for informational purposes only. Changes in FTEs resulting from City Council or Human Resources Director actions outside of the budget process may not be detailed here*

RET - BO-RE-R2E000 - Deferred Comp Management

The purpose of the Deferred Compensation Management Budget Summary Level is to manage and administer deferred compensation assets and benefits.

Program Expenditures	2023 Actuals	2024 Adopted	2025 Proposed	2026 Proposed
Deferred Compensation Management	-	-	698,016	729,739
Total	-	-	698,016	729,739
Full-time Equivalents Total*	-	-	3.00	3.00

**FTE totals are provided for informational purposes only. Changes in FTEs resulting from City Council or Human Resources Director actions outside of the budget process may not be detailed here*

Ethics and Elections Commission

Wayne Barnett, Executive Director

(206) 684-8500

<http://www.seattle.gov/ethics/>

Department Overview

The Seattle Ethics and Elections Commission (SEEC) helps foster public confidence in the integrity of Seattle city government by providing education, training, and enforcement of the City's Ethics Code, Whistleblower Code, and lobbying regulations. It also promotes informed elections through education, training, and enforcement of the City's Elections Code. With the passage of [Initiative 122](#) in November 2015, the Commission now administers and funds the Democracy Voucher Program.

The Commission's work on behalf of the City of Seattle centers around five main lines of business:

Ethics Code: The Commission conducts ethics training for all City of Seattle employees upon request and through the City's New Employee and New Supervisor Orientation programs. It also provides ethics training information for City employees via the City's intranet site. The Commission issues advisory opinions regarding interpretations of the Code of Ethics and also investigates and rules upon alleged violations of the Code. More than thirty years of formal advisory opinions are available on the Commission's website.

Whistleblower Code: The Commission helps to protect an employee's right to report improper governmental action and to be free from retaliation as a result of such reporting. The Commission either investigates allegations of improper governmental actions itself or refers allegations to the appropriate agency.

Elections Code: The Commission fulfills the public's mandate of full campaign disclosure by:

- training organizations required to report campaign contributions and expenditures in proper reporting procedures;
- auditing campaign reports;
- working with organizations to correct errors; and
- making all campaign finance information available to the public.

Since 1993, the Commission has made summary reports of campaign financing information available to the public, and since 1995, the Commission has published campaign financing information on its website. The Commission also produces a video voters' guide with King County and the Seattle Channel.

Lobbying Regulations: The Commission is charged with administering the City's lobbying regulations. The Commission collects and posts information so that residents know who is lobbying and how much is being spent on lobbying activities. The Commission also enforces compliance with the lobbying regulations.

Democracy Voucher Program: The Commission administers the Democracy Voucher Program which was approved with the passage of I-122 in November 2015. The program provides \$100 in vouchers to eligible Seattle residents so that they can contribute to candidates for City office who qualify to participate in the program.

Ethics and Elections Commission

Budget Snapshot

	2023 Actuals	2024 Adopted	2025 Proposed	2026 Proposed
Department Support				
General Fund Support	1,329,232	1,303,105	1,469,527	1,544,691
Other Funding - Operating	3,821,824	3,002,768	10,262,810	3,097,544
Total Operations	5,151,055	4,305,873	11,732,337	4,642,235
Total Appropriations	5,151,055	4,305,873	11,732,337	4,642,235
Full-Time Equivalents Total*	9.40	9.40	9.40	9.40

** FTE totals are provided for informational purposes only. Changes in FTEs resulting from City Council or Human Resources Director actions outside of the budget process may not be detailed here*

Budget Overview

The 2025-2026 Proposed Budget for the Seattle Ethics and Elections Commission provides funding for the bi-annual spending increase associated with the Democracy Voucher program. Otherwise, the budget maintains investments at current service levels.

Ethics and Elections Commission

Incremental Budget Changes

Ethics and Elections Commission

	Dollars	FTE
2024 Adopted Budget	4,305,873	9.40
Baseline		
Bargained Annual Wage and Market Wage Increases to Base Budget	201,819	-
Citywide Adjustments for Standard Cost Changes	(29,877)	-
Democracy Voucher Revenue Adjustment	-	-
Proposed Operating		
Final Adjustments for Standard Cost Changes	(15,478)	-
Proposed Technical		
Align Labor Budget with Actuals	70,000	-
Bi-Annual Election Year Technical Adjustment	7,200,000	-
Technical Adjustment to Annual Contribution to/Use of Fund Balance	-	-
Total Incremental Changes	\$7,426,464	-
Total 2025 Proposed Budget	\$11,732,337	9.40

Description of Incremental Budget Changes

Baseline

Bargained Annual Wage and Market Wage Increases to Base Budget

Expenditures \$201,819

This centrally administered change adjusts appropriations to reflect the Annual Wage Increases and Market Adjustments, as outlined in the agreements between the City and the Coalition of Unions or other standalone Unions, for personnel costs included in this department's baseline budget. This includes increases to salary, FICA, Medicare, retirement, overtime and temporary labor.

Citywide Adjustments for Standard Cost Changes

Expenditures \$(29,877)

Citywide technical adjustments made in the baseline phase reflect changes to internal services costs, including rates from the Department of Finance & Administrative Services, Seattle Information Technology Department, Seattle Department of Human Resources, and for healthcare, retirement, and industrial insurance charges for the department. These adjustments reflect initial assumptions about these costs and inflators early in the budget process.

Ethics and Elections Commission

Democracy Voucher Revenue Adjustment

Revenues -

The Democracy Voucher Program began receiving funding in 2016 and the ten-year initiative was funded through 2025. This technical adjustment removes funding for 2026.

Proposed Operating

Final Adjustments for Standard Cost Changes

Expenditures \$(15,478)

Citywide technical adjustments made in the proposed phase reflect changes to internal services costs, including rates from the Department of Finance & Administrative Services, Seattle Information Technology Department, Seattle Department of Human Resources, and for healthcare for the department. These adjustments reflect final decisions about these costs made during the Proposed Phase of the budget process.

Proposed Technical

Align Labor Budget with Actuals

Expenditures \$70,000

This item annualizes the 2024 Supplemental Budget provision of \$70,000 for Ethics and Elections Commission labor costs. This adjustment addresses shortfalls that were previously absorbed with vacancy savings and therefore never incorporated into the base budget, leading to year-end budget exceptions in both 2022 and 2023. This item aligns the budget with actual labor costs which have increased over the past several years due to reclassifications, raises, and higher-than-anticipated part-time labor costs.

Bi-Annual Election Year Technical Adjustment

Expenditures \$7,200,000

This bi-annual increase funds the Democracy Voucher Program for the 2025 election cycle. It provides a total of \$7.2 million in additional funding for candidate voucher payments. In 2025, the citywide races for Mayor, City Attorney and two Council positions will be on the ballot. This is one-time funding for 2025 only and is funded by existing and planned levy revenues.

Technical Adjustment to Annual Contribution to/Use of Fund Balance

Revenues \$7,260,042

This is a technical item to balance revenues and expenditures for the funds managed by this department.

Ethics and Elections Commission

Expenditure Overview

	2023 Actuals	2024 Adopted	2025 Proposed	2026 Proposed
Appropriations				
ETH - BO-ET-V1T00 - Ethics and Elections				
00100 - General Fund	1,329,232	1,303,105	1,469,527	1,544,691
Total for BSL: BO-ET-V1T00	1,329,232	1,303,105	1,469,527	1,544,691
ETH - BO-ET-VT123 - Election Vouchers				
12300 - Election Vouchers Fund	3,821,824	3,002,768	10,262,810	3,097,544
Total for BSL: BO-ET-VT123	3,821,824	3,002,768	10,262,810	3,097,544
Department Total	5,151,055	4,305,873	11,732,337	4,642,235
Department Full-Time Equivalents Total*	9.40	9.40	9.40	9.40

* FTE totals are provided for informational purposes only. Changes in FTEs resulting from City Council or Human Resources Director actions outside of the budget process may not be detailed here

Budget Summary by Fund Ethics and Elections Commission

	2023 Actuals	2024 Adopted	2025 Proposed	2026 Proposed
00100 - General Fund	1,329,232	1,303,105	1,469,527	1,544,691
12300 - Election Vouchers Fund	3,821,824	3,002,768	10,262,810	3,097,544
Budget Totals for ETH	5,151,055	4,305,873	11,732,337	4,642,235

Revenue Overview

2025 Estimated Revenues

Account Code	Account Name	2023 Actuals	2024 Adopted	2025 Proposed	2026 Proposed
311010	Real & Personal Property Taxes	3,207,646	3,000,000	3,000,000	-
Total Revenues for: 12300 - Election Vouchers Fund		3,207,646	3,000,000	3,000,000	-
400000	Use of/Contribution to Fund Balance	614,178	2,768	7,262,810	3,097,544
Total Resources for: 12300 - Election Vouchers Fund		3,821,824	3,002,768	10,262,810	3,097,544
Total ETH Resources		3,821,824	3,002,768	10,262,810	3,097,544

Ethics and Elections Commission

Appropriations by Budget Summary Level and Program

ETH - BO-ET-V1T00 - Ethics and Elections

The purpose of the Ethics and Elections Budget Summary Level is to: 1) audit, investigate, and conduct hearings regarding non-compliance with, or violations of, Commission-administered ordinances; 2) advise all City officials and employees of their obligations under Commission-administered ordinances; and 3) publish and broadly distribute information about the City's ethical standards, City election campaigns, campaign financial disclosure statements, and lobbyist disclosure statements.

Program Expenditures	2023 Actuals	2024 Adopted	2025 Proposed	2026 Proposed
Ethics and Elections	1,329,232	1,303,105	1,469,527	1,544,691
Total	1,329,232	1,303,105	1,469,527	1,544,691
Full-time Equivalents Total*	5.90	5.90	5.90	5.90

**FTE totals are provided for informational purposes only. Changes in FTEs resulting from City Council or Human Resources Director actions outside of the budget process may not be detailed here*

ETH - BO-ET-VT123 - Election Vouchers

The purpose of the Election Voucher Budget Summary Level is to pay costs associated with implementing, maintaining and funding a program for providing one hundred dollars in vouchers to eligible Seattle residents that they can contribute to candidates for City office who qualify to participate in the Election Voucher program enacted by voters in November 2015.

Program Expenditures	2023 Actuals	2024 Adopted	2025 Proposed	2026 Proposed
Election Vouchers	3,821,824	3,002,768	10,262,810	3,097,544
Total	3,821,824	3,002,768	10,262,810	3,097,544
Full-time Equivalents Total*	3.50	3.50	3.50	3.50

**FTE totals are provided for informational purposes only. Changes in FTEs resulting from City Council or Human Resources Director actions outside of the budget process may not be detailed here*

Department of Finance and Administrative Services

Kiersten Grove, Acting Director (206) 386-0041

Office of City Finance, Jamie Carnell, Director (206) 386-9046

<http://www.seattle.gov/fas>

Department Overview

Department of Finance and Administrative Services (FAS) Overview

The Department of Finance and Administrative Services (FAS) is often the public's first interaction with the City of Seattle, operating as a customer-focused front door that assists with everything from starting a business or paying utilities, to reporting a pothole, requesting public information, or even adopting a new pet. The department's 500-plus employees span across 10 divisions and work behind-the-scenes providing critical functions, like managing 120 City facilities including police and fire stations, overseeing the City's neighborhood customer service centers and Customer Service Bureau and making sure minority-owned businesses can equitably compete for City contracts.

Broadly, FAS' work can be split into three categories.

Customer Services

FAS oversees the City's Customer Service Bureau, the Downtown Customer Service Center and the six neighborhood customer service centers located throughout the city. Over the phone, online and in person, customers can get information, request services, pay bills, resolve problems, and voice opinions. The department also oversees the Find It, Fix It app, which operates similar to a 311 line for the City. In addition, FAS oversees the City's efforts to comply with Title II of the Americans with Disabilities Act. Finally, through the Seattle Animal Shelter, FAS advocates for animal welfare, reunites lost animals with their owners and finds suitable owners to adopt homeless animals.

Regulatory Services

FAS ensures that all businesses operating in Seattle are properly licensed and pay the required business and occupation taxes. FAS issues regulatory licenses for certain business types including taxis, transportation network companies and for-hire vehicles, adult entertainment venues, door-to-door salespeople, short-term rentals, recreational cannabis establishments and trade shows—and enforces requirements related to those licenses. FAS also monitors certain types of businesses to increase consumer safety and ensure proper charges for services. This includes setting rate caps for tows on private property, as well as ensuring that consumers are not overcharged due to an inaccurate device, such as a gas pump or a supermarket scanner or scale. FAS also enforces animal-related ordinances, including the investigation of animal cruelty, neglect, and abuse. As the central coordinator for City purchasing and contracting, FAS establishes policies and procedures to ensure fair competition for City-funded procurements and oversees programs to ensure everyone in the community has equitable access to compete for contracts and work on City-funded projects. These efforts include the Citywide women- and minority-owned business (WMBE) program, which works to support equitable access to city contracting opportunities for women- and BIPOC-owned businesses. FAS also administers the City's Priority Hire program to increase employment within the construction trades among women, people of color and those living in economically distressed ZIP codes.

Operational Services

FAS designs, builds and maintains many City-owned buildings, including Seattle City Hall, the Seattle Municipal Tower, the Justice Center, the Joint Training Facility, 33 neighborhood fire stations and five police stations. When departments need to acquire property or when the City no longer has a purpose for a property, FAS is responsible for managing the acquisition or disposition of the property. FAS also maintains the City's 4,000-vehicle fleet, which includes police patrol cars, fire engines and heavy equipment. FAS's budget is split into the following 10 divisions:

Public Facing Divisions

- **Consumer Protection** regulates 21 specific business types including short-term rentals, adult

Department of Finance and Administrative Services

entertainment, cannabis businesses, taxis, for-hire or TNC vehicles and others to protect consumers.

- **Customer Service** leads the City's 311 phone service and serves constituents through its Customer Service Bureau and neighborhood customer service centers.
- **Purchasing and Contracting** manages bids, public works and contracting needs. The division also supports the City's race and social justice initiative by expanding contracting equity for women- and minority-owned businesses and supporting labor equity on City construction projects.
- **Seattle Animal Shelter** promotes safety and animal welfare by enforcing animal laws, operating sheltering and adoption programs, managing a spay and neuter clinic and providing care and services for over 5,000 animals annually.

Internal Facing Divisions

- **Accounting and Budget Services** provides everything from budget oversight to financial planning for FAS, other small departments, and City executive offices to create transparent, understandable financial reports.
- **Capital Development** plans, designs, and builds City structures, facilities and workspaces in a manner that is fiscally responsible, environmentally sustainable and responsibly compliant with equal access for all.
- **Facility Operations** manages and maintains more than 120 public structures, including offices, parking garages, maintenance shops and police and fire stations.
- **Fleet Management** leads the procurement, maintenance and fueling for the City's 4,000-plus vehicle fleet, providing safe, cost-effective services and environmentally sustainable transportation for City employees.
- **Human Resources** partners with FAS' diverse group of divisions to support recruitment, hiring, compensation and classification, and performance management in a way that is equitable and fosters a respectful, collaborative, and safe work environment.
- **Real Estate and Planning Services** manages citywide real estate portfolio development. The team acquires, disposes of and leases real property for public purposes. The team also collaborates with City departments on real estate transactions and coordinates department emergency planning.

Across divisions, the **Directors Office** provides leadership and coordination and oversees policy and equity, the Americans with Disabilities Title II program and the public disclosure program.

Internal service operations in FAS are primarily supported through charges to other City departments and, in some cases such as when the city leases space, by private businesses or individuals. FAS also collects certain fees specifically to pay for its services, such as the Seattle Animal Shelter Spay and Neuter Clinic, pet licensing, the Weights and Measures program and for-hire driver licenses.

The Office of City Finance (OCF) Overview

The Office of City Finance (OCF) is an autonomous independent office within FAS. OCF is responsible for the financial operations of the City of Seattle. Working in partnership with the City's Budget Director, OCF oversees the City's financial control functions and enterprise reporting responsibilities. City Finance, which includes approximately 160 employees, manages enterprise-wide transaction programs and is comprised of the following divisions: Citywide Accounting and Payroll Services, Treasury Services, Risk Management and Claims Processing, License and Tax Administration, Business Systems, Debt Management and Policy and Partnerships. OCF also supports the City Council and its staff by providing financial information and technical expertise as they develop financial policies. The City Finance Director, a member of the Mayor's Cabinet, serves on the board of the City's retirement systems and is a voting member of the City's Economic and Revenue Forecast Council. Most of the work of OCF is funded by the FAS Operating Fund. The General Fund supports administration of the City's taxes and business licensing services.

The Office of City Finance divisions are as follows:

- **License and Tax Administration** manages the city's taxes, including Business & Occupation (B&O) and the Payroll Expense Tax, the city business licensing process and collects more than \$500 million in annual fees and taxes from 100,000 commercial enterprises doing business in the city.
- **Treasury Services** receives, processes, reconciles, and distributes the City's funds. Treasury also collects debts and monitors cash flow to ensure City operations, like utilities and payroll, are funded. They are the

Department of Finance and Administrative Services

legal stewards of the City's cash assets.

- **Business Systems** manages Citywide business processes and software to support financial activities across the organization, including PeopleSoft and Workday, as well as across multiple jurisdictions in Western Washington.
- **Citywide Accounting and Payroll** prepares the City's Annual Comprehensive Financial Report and other reports required by the State and Federal government to facilitate transparency in the City's 420,000 plus annual transactions. The division also implements standard accounting practices and manages all payroll.
- **Risk Management** reviews City contracts to specify appropriate insurance levels, advises City departments on how to reduce or avoid loss, adjusts claims for damages filed and administers all City insurance policies and the City's self-insurance program.

Organizational Structure

In addition to the central FAS services mentioned above there are several budgetary units across the City for which FAS is not directly responsible for staffing or service provision but are housed within the FAS budget. For these areas FAS works with the City Budget Office to facilitate resource requests and financial plans when required. Those units are:

- **Judgment and Claims**, which provides for the payment of legal claims and suits brought against the City government and is now part of the Office of City Finance.
- **Jail Services**, which provides for the booking, housing, transporting, and guarding of City inmates who are adults charged with or convicted of misdemeanor crimes alleged to have been committed within city limits.
- **Indigent Defense Services**, which secures legal defense services, as required by state law, for indigent people facing criminal charges in Seattle Municipal Court.
- **Transit Benefits**, which pays for the transit benefits offered to City employees and is part of the Office of City Finance

Budget Snapshot

	2023 Actuals	2024 Adopted	2025 Proposed	2026 Proposed
Department Support				
General Fund Support	48,955,195	63,562,893	69,713,297	71,774,817
Other Funding - Operating	496,687,373	327,200,217	332,217,477	324,654,467
Total Operations	545,642,567	390,763,110	401,930,774	396,429,284
Capital Support				
General Fund Support	20,162	-	-	-
Other Funding - Capital	57,626,002	60,036,395	61,020,729	41,789,358
Total Capital	57,646,164	60,036,395	61,020,729	41,789,358
Total Appropriations	603,288,731	450,799,504	462,951,503	438,218,642
 Full-Time Equivalents Total*	 635.50	 637.50	 618.00	 618.00

* FTE totals are provided for informational purposes only. Changes in FTEs resulting from City Council or Human Resources Director actions outside of the budget process may not be detailed here

Department of Finance and Administrative Services

Budget Overview

As an internal services department, the Department of Finance and Administrative Services (FAS) supports all City departments through its fleets, facilities, customer service, finance, contracting and purchasing functions. FAS bills many of its functions to other City departments through central rates and allocations. FAS also performs general government functions, like business licensing and tax collection, consumer protection, parking meter collections, and operation of the Seattle Animal Shelter, which are funded directly in the General Fund. The Office of City Finance (OCF) is included in the FAS budget but acts as an independent office within FAS and reports up a separate chain of management.

The City's 2025-2026 Proposed Budget maintains core services for the Department of Finance and Administrative Services. The department will continue to invest in its core divisions including Fleet Maintenance and Capital Replacement, Facilities Operations and Maintenance, Purchasing and Contracting, Customer Service, Accounting and Budget Services, Consumer Protection Regulatory Programs, and the Seattle Animal Shelter. The proposed budget also adds two new positions and temporary program support for the licensing and enforcement of the Network Company labor standards for app-based workers (Ordinance 126953).

In capital investments, FAS's Proposed 2025-30 Capital Improvement Program (CIP) includes new funding for critical asset preservation projects within the City's downtown core and projects at facilities across the city. Funding will support capital needs at the Seattle Municipal Tower, City Hall Plaza, Seattle Animal Shelter, and various facilities supporting emergency response citywide. The proposed CIP also adds funding to the Waterfront Operations and Tribal Interpretive Center project at the Bakun Building, which was purchased in 2023 to be the waterfront operations office and provide a cultural space for the Muckleshoot Indian Tribe. For more information, see the Department of Finance and Administrative Services 2025-30 Proposed Capital Improvement Program (CIP).

The Office of City Finance will continue investments in License and Tax Administration, Risk Management, Treasury Services, and provide centralized Accounting and Payroll services. The investment of five additional positions and funding in OCF's Business Systems Division will support the City's transition to Workday, the new human resources management system and provide permanent system and user support post implementation.

The General Fund revenue forecast for the City's 2025-2026 Proposed Budget is insufficient to cover all anticipated Citywide costs. General Fund reductions were identified in some departments to mitigate this shortfall in revenues. To help alleviate pressure on the General Fund, the budget also makes reductions in department specific operating funds. To preserve critical City services due to the deficit, General Fund and FAS operating fund adjustments were made in the following areas of FAS's 2025-26 Proposed Budget:

Department of Finance and Administrative Services

The proposed budget includes operations reductions across several FAS divisions to align with available resources. These reductions include changes to Accounting and Budget Services, Facility Operations, Real Estate and Planning Services, Fleet Maintenance and Capital Replacement, and Purchasing and Contracting. Some labor reductions were taken by removing vacant positions to reflect current staffing levels and reclassing positions to reflect evolving business needs. Other labor reductions were made possible by redistributing workload and may reduce capacity for centralized services and support to other city departments. The budget includes reducing 5 positions in FAS.

FAS also made non-labor budget adjustments including reducing funding for professional services contracts, community organization contracts, staff training, paper and other supplies. The proposed budget includes a temporary pause on investments made into the City's electric vehicle capital replacement program and the sale of underutilized fleet equipment. Revenue adjustments in the proposed budget adjust fees at city-owned parking facilities and various fees at the Seattle Animal Shelter to support program cost recovery.

Office of City Finance:

The proposed budget includes operational reductions across several OCF divisions to align with available resources. Some labor reductions were taken by removing vacant positions to reflect current staffing levels. Other labor

Department of Finance and Administrative Services

reductions were made possible by redistributing workload and reevaluating business processes to create efficiencies. OCF also made budget adjustments based on efficiencies achieved in its non-labor expenses that will have minimal impact on operations including reducing systems licensing costs and refining contract commitments based on current needs. The budget includes reducing 22 positions in OCF.

Other Budgetary Issues

Addressing Extraordinary Civil Litigation Expenses

Costs to the City associated with civil claims and litigation have risen in response to a nationwide trend of increasingly expensive settlements and judgments. At the same time, a handful of extraordinary claims and lawsuits involving the City is expected to lead to high one-time expenses in 2025 and 2026. The 2025 Proposed Budget reflects the need to meet these higher expenses.

Department of Finance and Administrative Services

Incremental Budget Changes

Department of Finance and Administrative Services

	Dollars	FTE
2025 Beginning Budget	461,784,021	637.50
Baseline		
Citywide Adjustments for Standard Cost Changes	(222,075)	-
Correcting baseline appropriations to Judgment and Claims	(7,906,796)	-
2025 Bargained Annual Wage and Market Wage Increases to Base Budget	3,403,748	-
2026 Bargained Annual Wage and Market Wage Increases to Base Budget	-	-
Fleet Replacement Adjustments	(6,971,618)	-
Reversal of One-Time Items	(3,835,680)	-
Central Costs Alignment	1,077,006	-
Increased Utility Rates	225,490	-
Baseline Revenue	-	-
Proposed Operating		
Pause Premiums for Electric Vehicle Replacement	-	-
Consumer Protection Division Adjustments	(221,473)	(1.00)
Network Company Licensing Implementation	488,554	2.00
Real Estate and Planning Services Reductions	(185,742)	-
Central Costs Inflation	744,430	-
Purchasing and Contracting Division Adjustments	(122,333)	(1.00)
Realign Resources in Public Works Contracting	(167,311)	(1.00)
Priority Hire Program Adjustments	(495,000)	-
Systems Development Support and Various Non-Labor Adjustments	(506,555)	-
Adjustments in Various Centralized Operations	(71,000)	-
Support Services Adjustments	(439,717)	-
Capital Development Operational Adjustments	(117,819)	(1.00)
Operations Strategic Support Adjustments	(216,143)	(1.00)
City Light Rebates for the Municipal Energy Efficiency Project	413,973	-
Treasury Services Staffing Alignment	(378,573)	(2.00)
Remittance Processing Process Update	(479,943)	(5.00)
Treasury Cashier Staffing Adjustments	(436,696)	(3.00)
Business Systems Staffing Alignment	(205,436)	(1.00)
Citywide Accounting and Payroll Staffing Alignment	(429,038)	(3.00)
Remove Sunsetting Coronavirus Local Relief Fund (CLFR) Support Position	-	(1.00)
License & Tax Administration Staffing Alignment	(360,432)	(3.00)
License & Tax Administration Staffing Adjustment	(177,424)	(1.00)
Licensing Costs Reduction	(7,300)	-
Risk Management Staffing Adjustments	(404,957)	(2.50)

Department of Finance and Administrative Services

	Dollars	FTE
Staffing for Ongoing Workday System Support	-	5.00
Automatic Data Processing (ADP) Contract Costs Reduction	(300,000)	-
Tax System Improvements Budget Adjustment	(200,000)	-
Business Improvement Areas (BIA) Technology Support	500,000	-
Transit Benefit Fund Adjustments	192,273	-
Jail Services Contract Increase	1,922,379	-
Public Defense Contract Increase	504,107	-
SCORE Inter-local Agreement for Jail Services	2,839,550	-
Increasing appropriation to Judgment and Claims	4,288,410	-
One-time appropriation to Judgment and Claims to cover excess risks	14,100,000	-
Animal Shelter Fee Adjustments	-	-
Increase Parking Revenues	-	-
Regulatory Fee Increase for Recycling Licenses	-	-
False Alarm Fee Revenue Changes	-	-
Proposed Capital		
Funding Asset Preservation Projects in Downtown	1,500,000	-
Funding Asset Preservation Projects Citywide	2,200,000	-
Installation of Waterproof Membrane at City Hall Plaza	-	-
City Hall Plaza Debt Service	-	-
Waterfront Operations and Tribal Interpretive Center Adjustments	4,454,521	-
Workday Human Capital Management System Adjustments	(21,756,895)	-
Seattle Animal Shelter Electrical System Improvements	857,646	-
Municipal Energy Electrification Program (MEEP)	1,461,688	-
Proposed Technical		
Bargained Annual Wage and Market Wage Increases to Base Budget – Local 77	576,758	-
Bonds Cost of Issuance Update	1,350,000	-
Capital Improvement Program (CIP) Baseline Adjustments	1,282,857	-
Cost of Issuance and Bond Interest Adjustment	(1,100,907)	-
Final Adjustments for Standard Cost Changes	(833,357)	-
Rate Revenue Adjustments	-	-
Contract Inflation	2,185,990	-
Program Operations Cost Adjustment	425,648	-
Debt Service Adjustments	(3,624,280)	-
General Fund Revenue Adjustment	-	-
General Fund Revenue Adjustment	-	-
Labor Inflation in Central Rates Funded Programs	4,124,783	-
Labor Inflation in Direct Budget Programs	861,199	-
AWI Adjustment for 2023-24 in Non-rate Programs	252,584	-

Department of Finance and Administrative Services

	Dollars	FTE
AWI Adjustment for 2023-24 in Rate-funded Programs	1,108,388	-
Market Adjustments to 2026 Wages	-	-
Fund Balancing Adjustments – Proposed	-	-
Total Incremental Changes	\$1,167,482	(19.50)
Total 2025 Proposed Budget	\$462,951,503	618.00

Description of Incremental Budget Changes

Baseline

Citywide Adjustments for Standard Cost Changes

Expenditures \$(222,075)

Citywide technical adjustments made in the baseline phase reflect changes to internal services costs, including rates from the Department of Finance & Administrative Services, Seattle Information Technology Department, Seattle Department of Human Resources, and for healthcare, retirement, and industrial insurance charges for the department. These adjustments reflect initial assumptions about these costs and inflators early in the budget process.

Correcting baseline appropriations to Judgment and Claims

Expenditures \$(7,906,796)

Revenues \$(7,906,796)

This item corrects the baseline budget for Judgment and Claims by removing one-time appropriations of \$7,906,796.

2025 Bargained Annual Wage and Market Wage Increases to Base Budget

Expenditures \$3,403,748

This centrally administered change adjusts appropriations to reflect the Annual Wage Increases and Market Adjustments revised, as outlined in the agreements between the City and the Coalition of Unions or other standalone Unions, for personnel costs included in this department's baseline budget. This includes increases to salary, FICA, Medicare, retirement, overtime and temporary labor.

2026 Bargained Annual Wage and Market Wage Increases to Base Budget

Expenditures -

This centrally administered change adjusts appropriations to reflect the Annual Wage Increases and Market Adjustments revised, as outlined in the agreements between the City and the Coalition of Unions or other standalone Unions, for personnel costs included in this department's baseline budget. This includes increases to salary, FICA, Medicare, retirement, overtime and temporary labor.

Fleet Replacement Adjustments

Expenditures \$(6,971,618)

This item decreases appropriation authority in the Fleet Capital Fund to reflect the anticipated lower volume of vehicle replacements.

Department of Finance and Administrative Services

Reversal of One-Time Items

Expenditures	\$(3,835,680)
Revenues	\$(11,502,039)

This technical adjustment impacts various categories, accounts and programs across the Department of Finance & Administrative Services. This item reverses one-time 2024 appropriations from the 2025 Endorsed Budget for Accela system modifications needed due to regulatory program changes, Wheelchair Accessible Fund expenses for the new dispatch system, Social Housing PDA start-up costs, and other one-time expenditures.

Central Costs Alignment

Expenditures	\$1,077,006
--------------	-------------

This item makes adjustments to reflect increases in centrally allocated costs including workers compensation claims, healthcare premiums, and ITD and SDHR allocations.

Increased Utility Rates

Expenditures	\$225,490
--------------	-----------

This item increases appropriation to reflect increased utility costs across the Department of Finance & Administrative Services.

Baseline Revenue

Revenues	\$7,103,375
----------	-------------

This item reflects adjustments to the Department of Finance & Administrative Services (FAS)'s rate revenue and external revenues resulting from FAS' baseline cost adjustments.

Proposed Operating

Pause Premiums for Electric Vehicle Replacement

Revenues	\$(2,090,433)
----------	---------------

This item decreases rate revenue by \$2.1 million in FAS's Fleet Capital Program. This item temporarily reduces rates paid by other city departments by removing the premium added to vehicle replacement rates that allows fossil fuel powered vehicles to be replaced with electric equivalents. FAS will continue to purchase electric vehicles according to the fleet replacement schedule using the Fleet Capital Fund balance already collected. FAS will resume collecting premiums in 2027 with an additional increase to over four years to account for the pause.

Consumer Protection Division Adjustments

Expenditures	\$(221,473)
Position Allocation	(1.00)

This item removes the Deputy Division Director position from the Consumer Protection Division (CPD) and decreases the budget accordingly. This position has been unfilled since March of 2023 and CPD has adjusted its organizational structure to accommodate staffing needs.

Department of Finance and Administrative Services

Network Company Licensing Implementation

Expenditures	\$488,554
Position Allocation	2.00

This item creates two full-time positions and increases appropriation authority by \$488,553 in 2025 and \$304,397 in 2026 in the Consumer Protection Division. The positions include a new 1.0 FTE Licensing and Standards Inspector (LSI) position and a new 1.0 FTE Customer Service Representative (CSR) to execute additional licensing, customer service and enforcement resources required to implement the Network Company ordinance and meet the legislative and policy intent outlined in Ordinance 126953 (2023).

These positions will be funded by network company licensing fees in future years as part of the cost of maintaining the service. This request also includes continuation of the temporary consultant support for half of 2025 to assist with data mapping and bridging the gap between the IT developer and program needs.

Real Estate and Planning Services Reductions

Expenditures	\$(185,742)
--------------	-------------

This item decreases appropriation in the Department of Finance and Administrative Services Real Estate and Planning Services (REPS) Division to align budget with current staffing costs. This item also includes a reduction to the professional services budget.

Central Costs Inflation

Expenditures	\$744,430
--------------	-----------

This item increases appropriation in the Department of Finance & Administrative Services to reflect anticipated inflation of central services costs.

Purchasing and Contracting Division Adjustments

Expenditures	\$(122,333)
Revenues	\$300,000
Position Allocation	(1.00)

This item reduces staffing by one full-time administrative support position and decreases budget accordingly. This item aligns staffing levels with available resources and redistribute this body of work among remaining staff. In addition to the position change, this item recognizes \$300,000 in revenues from increased rebate revenues.

Realign Resources in Public Works Contracting

Expenditures	\$(167,311)
Position Allocation	(1.00)

This item reduces staffing by one full-time Assistant Capital Projects Coordinator position in the City Public Works contracting program and reduces the corresponding budget. This proposal would align staffing levels with available resources and redistribute this body of work among remaining staff.

Priority Hire Program Adjustments

Expenditures	\$(495,000)
--------------	-------------

Department of Finance and Administrative Services

This item aligns funding across several Priority Hire programs with available resources. The adjustments include reducing contract support for the Labor Equity Program by 34% and the Construction Training and Clean Energy Jobs program by 24%. This reduction impacts community organizations supporting underrepresented groups in construction that provide job training and placement services.

Systems Development Support and Various Non-Labor Adjustments

Expenditures	\$(506,555)
--------------	-------------

This item aligns budget with available resources across FAS divisions and impacts staff training, supplies, certification, compliance, hardware, software and consultant dollars for periodic audits.

Adjustments in Various Centralized Operations

Expenditures	\$(71,000)
Revenues	\$600,000

This item decreases the budget for citywide paper costs and anticipates one-time revenues of \$600,000 from the sale of underutilized fleet equipment. This proposal limits the amount of paper FAS purchases and distributes to City departments to encourage use of digital platforms, reduce paper waste, and reduce costs related to storage and transport. This proposal includes selling two pieces of large fleet equipment no longer meeting operational needs.

Support Services Adjustments

Expenditures	\$(439,717)
--------------	-------------

This item aligns budget with available resources across FAS support services and discontinues funding for one position and reduces support for FAS policy efforts, the ADA program and the Public Disclosure Request (PDR) program. There is minimal impact expected from this proposal as the body of work has been absorbed by other staff and the remaining support funding is adequate for meeting program needs.

Capital Development Operational Adjustments

Expenditures	\$(117,819)
Position Allocation	(1.00)

This item reduces Capital Development staffing by one full-time administrative support position, reclassifies one executive position to a Painter Crew Chief, and decreases budget to align with these changes. This item aligns staffing with operational needs and available resources across multiple divisions.

Operations Strategic Support Adjustments

Expenditures	\$(216,143)
Position Allocation	(1.00)

This item reduces staffing by one full-time position providing operations strategic support across multiple divisions in the Department of Finance and Administrative Services (FAS) and decreases the budget to align with this change. The position has been vacant since December 2023 and the workload has been redistributed amongst existing staff.

City Light Rebates for the Municipal Energy Efficiency Project

Expenditures	\$413,973
--------------	-----------

This item increases General Fund appropriation to FAS for the Municipal Energy Efficiency Program (MEEP). These appropriations are backed by Seattle City Light rebates claimed by projects funded through MEEP. City Light rebates are deposited in the General Fund with the intention that these resources be used to support additional energy

Department of Finance and Administrative Services

retrofits in City facilities.

Treasury Services Staffing Alignment

Expenditures	\$(378,573)
Position Allocation	(2.00)

This item reduces staffing by two full-time positions in Treasury Services and decreases budget accordingly in alignment with available resources. The positions are vacant, and the body of work has been redistributed amongst remaining staff.

Remittance Processing Process Update

Expenditures	\$(479,943)
Position Allocation	(5.00)

This item eliminates manual remittance processing of incoming checks and payments to the city, reduces staffing by five full-time positions, and reduces budget accordingly in Treasury Services. Remittance processing will be contracted out to a financial services provider at a lower cost and greater efficiency.

Treasury Cashier Staffing Adjustments

Expenditures	\$(436,696)
Position Allocation	(3.00)

This item reduces staffing by three full-time Treasury Cashier positions and decreases the budget accordingly. Treasury Services conducted efficiency work in 2023 to streamline work processes, allowing the staffing adjustments.

Business Systems Staffing Alignment

Expenditures	\$(205,436)
Revenues	\$(179,549)
Position Allocation	(1.00)

This item reduces staffing by one full-time position in the Department of Finance and Administrative Services Business Systems Division supporting FileLocal. This position is vacant and it has been determined that this level of service is no longer required for the body of work.

Citywide Accounting and Payroll Staffing Alignment

Expenditures	\$(429,038)
Position Allocation	(3.00)

This item reduces staffing by three full-time positions in Citywide Accounting and Payroll and decreases budget accordingly in alignment with available resources. The positions are vacant, and the body of work has been redistributed amongst remaining staff.

Remove Sunsetting Coronavirus Local Relief Fund (CLFR) Support Position

Position Allocation	(1.00)
---------------------	--------

This item removes one full-time position in the Department of Finance and Administrative Services Citywide

Department of Finance and Administrative Services

Accounting supporting Coronavirus Local Relief Fund (CLFR) reporting. This is a CLFR-funded position scheduled to sunset 12/31/2024, so there is no budgetary impact.

License & Tax Administration Staffing Alignment

Expenditures	\$(360,432)
Position Allocation	(3.00)

This item reduces staffing by three full-time positions in the Department of Finance and Administrative Services License and Tax Administration Division and decreases the budget accordingly in alignment with available resources. The positions are vacant, and the body of work has been redistributed amongst remaining staff.

License & Tax Administration Staffing Adjustment

Expenditures	\$(177,424)
Position Allocation	(1.00)

This item reduces staffing by one full-time position in the Department of Finance and Administrative Services License & Tax Administration Division and decreases budget accordingly. The Education and Communications Advisor role was originally formed several years ago when the City implemented new taxes, including the Payroll Expense Tax. The peak workload from the implementation of these taxes is now completed and this level of service is no longer needed. Any remaining workload can be absorbed by existing staff.

Licensing Costs Reduction

Expenditures	\$(7,300)
--------------	-----------

This item decreases the budget for the claims management system licensing costs in alignment with reduced staffing in claims processing and limits on licenses to other departments.

Risk Management Staffing Adjustments

Expenditures	\$(404,957)
Position Allocation	(2.50)

This item reduces staffing by two full-time positions and one part-time position in the Department of Finance and Administrative Services Risk Management Division and decreases the budget accordingly in alignment with available resources. Risk Management currently has a staff of nine and the body of work will be redistributed amongst remaining staff.

Staffing for Ongoing Workday System Support

Expenditures	-
Position Allocation	5.00

This item makes five emergency positions approved in 2024 become permanent starting 2025 and increases appropriation authority by \$1,572,000 in 2026 in the Department of Finance and Administrative Services Business Systems Division. In 2025, the position costs will be covered by the CIP project. This item provides ongoing operations and maintenance support post-implementation for the City's new human resources management system, Workday.

Automatic Data Processing (ADP) Contract Costs Reduction

Expenditures	\$(300,000)
--------------	-------------

Department of Finance and Administrative Services

This item decreases appropriation authority by \$300,000 in 2025 and 2026 in the Department of Finance and Administrative Services to align to the reduced ADP contract commitment as certain functions are transitioned to the new human resources management system.

Tax System Improvements Budget Adjustment

Expenditures	\$(200,000)
--------------	-------------

This item decreases appropriation authority by \$200,000 in 2025 in the Department of Finance and Administrative Services. This item is a one-time reduction of the non-labor budget intended for migrating tax data from a legacy system to a new system. This reduction will be offset by available CIP funding and there are no anticipated operational impacts.

Business Improvement Areas (BIA) Technology Support

Expenditures	\$500,000
--------------	-----------

This one-time item adds \$500,000 in both 2025 and 2026 to support technology costs to transition BIA assessments from a legacy software system to the department's modern system. Additionally, this item supports BIA technology adjustments to better fit the needs of BIA customers.

Transit Benefit Fund Adjustments

Expenditures	\$192,273
Revenues	\$192,273

This item increases appropriation authority in the Finance & Administrative Services Department's Transit Benefit Fund to reflect new employee transit use trends given the city's hybrid work policy. It also defines funding needed to continue the Vanpool and Washington State Ferry 100% subsidy and allocates funding for transit pass administration integration necessitated by the citywide Workday transition.

Jail Services Contract Increase

Expenditures	\$1,922,379
--------------	-------------

The City has a long-term inter-local agreement (ILA) with King County to provide jail services for the City's misdemeanants through 2030. The ILA provides that a new base rate is calculated every five years and given booking restrictions related to COVID-19, the reset for 2022 was delayed. During negotiations with King County, the reset parameters and lifting of booking restrictions with a bed floor average daily population (ADP) from 195 down to 135 was agreed upon for 2025 and 2026. An increase of \$1.9 million in 2025 and \$2.7 million in 2026 provide for this reset and the annual inflators to cover the City's contract obligation.

Public Defense Contract Increase

Expenditures	\$504,107
--------------	-----------

The City has an inter-local agreement (ILA) with King County to provide for indigent defense services for the City's misdemeanants. The current ILA is through 2027 with an extension provision allowing for mutual agreement of an additional five years (through 2032). This item increases appropriation public defense services due to anticipated inflation as per the ILA.

SCORE Inter-local Agreement for Jail Services

Expenditures	\$2,839,550
--------------	-------------

In 2024, the City Council approved the Executive to execute an inter-local agreement (ILA) with South Correctional

Department of Finance and Administrative Services

Entity (SCORE) for the provision of jail services. A pilot program is expected to begin in 2025 once clear policies and procedures are developed. Generally, SCORE will be used for misdemeanants arrested for offenses that fall outside of the current King County jail booking restrictions and are medically cleared. This appropriation amount assumes the use of 20 beds for an average daily population for 2025 and 2026.

Increasing appropriation to Judgment and Claims

Expenditures	\$4,288,410
Revenues	\$4,288,410

This item increases appropriation to Judgment and Claims by \$4,288,410 in 2025 and \$8,119,835 in 2026 to reflect expectations of the long run cost trend.

One-time appropriation to Judgment and Claims to cover excess risks

Expenditures	\$14,100,000
Revenues	\$14,100,000

Per Resolution 31847, budget appropriation for the Judgment and Claims Fund must be set at the 90% confidence level of meeting actual expenditures as estimated by the City's actuaries every year. This item adds a one-time appropriation of \$14,100,000 to Judgment and Claims to achieve the 90% confidence level for 2025. Recent actuarial estimates have been driven to a new high by the extraordinary and growing expenses the fund has incurred since 2021 but are expected to moderate in the next few years.

Animal Shelter Fee Adjustments

Revenues	\$150,000
----------	-----------

This item anticipates increased revenues of approximately \$150,000 by raising licensing and veterinary fees to help recover costs for Seattle Animal Shelter (SAS) services. SAS last increased license fees in 2019 and veterinary fees in 2018. These increases make the fees comparable to other local options for the services. SAS retains the ability to waive fees for community members in need.

Increase Parking Revenues

Revenues	\$600,000
----------	-----------

This item anticipates increased revenues of \$600,000 by raising parking rates at the Seattle Municipal Tower (SMT) and SeaPark garages. The rates would be adjusted in several ways to bring rates closer to area market and industry standards. The adjustments include the following:

- Increase hourly rates by 25% in all hourly rate schedules including the current evening parking rates.
- Implement a special event parking rate to attract stadium parkers for events hosted at T-Mobile Park and Century Link Fields.
- Implement a Friday 'Early Bird' Parking Special \$15.00 to attract drivers from other facilities.
- Increase monthly parking rates by 25% for reserved parking.

Regulatory Fee Increase for Recycling Licenses

Revenues	\$59,400
----------	----------

This item anticipates increased revenues of approximately \$59,000 by increasing the annual regulatory fee to license companies that collect and process recyclable materials from \$105 to \$500. This adjustment aligns the licensing fees with the cost of regulating recycling businesses and ensuring they are collecting, processing, disposing, or recycling solid waste as appropriate by law. The fee was established in 2006 and has not been raised since.

Department of Finance and Administrative Services

False Alarm Fee Revenue Changes

Revenues \$(1,000,000)

This item reduces false alarm fee revenues by \$1,000,000 due to a change in the types of false alarms the Seattle Police Department will respond to.

Proposed Capital

Funding Asset Preservation Projects in Downtown

Expenditures \$1,500,000

This item increases appropriation for the Department of Finance and Administrative Services fund and adds Real Estate Excise Tax (REET) funding to address two critical projects in city-owned facilities in the downtown core: \$1.5 million to replace the Seattle Municipal Tower (SMT) water pump and \$3.5 million to replace the SeaPark parking garage elevators.

The water pump allows water to be available above the 16th floor of SMT and is needed for both sprinkler and fire hose operations as well as basic access to water for tenants. The current pump has been in place for over 30 years and is at the end of life. A failure of the pump would leave the building unoccupiable. The SeaPark elevators are 10 years past their end of life, and the failure of the elevators would make the parking garage inaccessible and would lead to costly emergency repairs.

Funding Asset Preservation Projects Citywide

Expenditures \$2,200,000

This item adds Real Estate Excise Tax (REET) funding to address critical roof replacement needs at city-owned and operated facilities outside of the downtown core. This funding supports replacing critical city facility roofs. At more than 20 years old, each of these roofs have leaked in the recent past, causing damage to the buildings and the equipment within. These buildings support critical City services, including emergency response capabilities.

Installation of Waterproof Membrane at City Hall Plaza

Expenditures -

This item creates a new CIP Project: City Hall Plaza in the Department of Finance and Administrative Services. This project will be Limited Tax General Obligation (LTGO) bond financed for \$15 million to install a waterproof membrane below City Hall Plaza and permanently repair the ongoing leaking issue. The debt service will be paid with REET revenues.

The City Hall Plaza functions as a roof for the lower-level lobby and includes the Boards and Commissions conference room, archives, and utility areas. When it rains, there are significant water leaks causing damage to building systems and the building structure. These leaks disrupt the use of the lower-level lobby as a severe weather shelter and have caused the electrical gear providing power to several building systems to fail. In 2022 and 2023, FAS spent about \$200K in repairs due to these leaks. This repair is designed, permitted and ready for construction. Delay of this project potentially results in increased costs to implement and rising ongoing repair costs.

City Hall Plaza Debt Service

Expenditures -

Department of Finance and Administrative Services

This item creates a new CIP Project: City Hall Plaza Debt Service in the Department of Finance and Administrative Services. This project will fund \$3.7 million for debt service related to the City Hall Plaza project.

Waterfront Operations and Tribal Interpretive Center Adjustments

Expenditures \$4,454,521

This item amends CIP Project: Waterfront Operations and Tribal Interpretive Center in the Department of Finance and Administrative Services to increase appropriation by \$4.226 million, financed by Limited Tax General Obligation (LTGO) bonds. Total appropriation also supports the anticipated debt service payment.

The Bakun Building was purchased in 2023 to be the waterfront operations office and provide a cultural space for the Muckleshoot Indian Tribe. The funds remaining after purchase do not support a design that would serve both the Seattle Center, responsible for operations of the Waterfront, and the Muckleshoot Indian Tribe's respective needs. The additional funding will address substantial alterations that are necessary for building occupancy.

The project is intended to provide dedicated space to house the staff for on-going maintenance and operations for Waterfront Park. The project also fulfills the City's permitting commitments to the Muckleshoot Tribe for construction of the Elliot Bay Seawall to provide 10,000 square feet in a building along the Waterfront for a Tribal Interpretive Center rent free in perpetuity. The Tribe has indicated that this project could fulfill the conditions of the permit agreement.

Workday Human Capital Management System Adjustments

Expenditures \$(21,756,895)

This item decreases 2025 bonding costs for the Workday Human Capital Management System project in the Department of Finance and Administrative Services. Due to project timing, bonding costs have shifted from 2025 to 2024, and the overall amount of bonding needed has been reduced. The project is currently estimated to cost \$50.2 million, which is \$10.8 million under the previous total project cost estimate.

The City is transitioning to the new human resources management system, Workday. Implementation of the Workday project is being conducted in multiple phases. The first phase is the initial rollout of Workday in 2024, allowing for the City to move from the existing HRIS platform. The second phase of the implementation will begin after Workday is opened to users, and open enrollment and payroll fiscal year-end work is complete.

Seattle Animal Shelter Electrical System Improvements

Expenditures \$857,646

This item adds \$858,000 in Real Estate Excise Tax (REET) funding to support facility electrical improvements at the Seattle Animal Shelter. The funding will be used to address ongoing electrical problems at the facility that have disrupted shelter operations, including medical procedures and other veterinary services.

Municipal Energy Electrification Program (MEEP)

Expenditures \$1,461,688

The proposed budget allocates \$18 million in Payroll Expense Tax proceeds in 2025 to the Green New Deal. This item uses payroll tax funding to fund projects associated with the Municipal Energy Electrification Program.

For the Department of Finance and Administrative Services, this funding supports a variety of projects across the City's facilities. This funding includes \$1.5 million in spending for 2025 and 2026. For 2025, it also includes \$351,688 to reimburse the program for Seattle City Light rebates claimed by MEEP projects since 2018 and deposited to the General Fund. For more information, see Proposed 2025-2030 Capital Improvement Program.

Department of Finance and Administrative Services

Proposed Technical

Bargained Annual Wage and Market Wage Increases to Base Budget – Local 77

Expenditures	\$576,758
--------------	-----------

This centrally administered change adjusts appropriations to reflect the Annual Wage Increases and Market Adjustments, as outlined in the agreements between the City and Local 77 bargaining units, for personnel costs included in this department's budget. This includes increases to salary, FICA, Medicare, retirement, overtime and temporary labor.

Bonds Cost of Issuance Update

Expenditures	\$1,350,000
--------------	-------------

This item is a technical adjustment to update Cost of Issuance for Refunding the 2014 and 2015 UTGO Bonds.

Capital Improvement Program (CIP) Baseline Adjustments

Expenditures	\$1,282,857
Revenues	\$1,200,000

This item makes baseline and technical adjustments to several Budget Control Levels in the Department of Finance and Administrative Services' Capital Improvement Program (CIP).

1. Transfer 2025 and 2026 budget appropriation in completed project Fire Station 31 Improvements (MC-FA-FS31IMP) to the Seattle Animal Shelter Facilities project (MC-FA-SASFAC).
2. Add 2030 budget appropriation to the two ongoing Asset Preservation programs MC-FA-APSCH1FAC and MC-FA-APSCH2FAC.
3. Add reimbursable appropriation to the two ongoing FAS Project Delivery Services programs (\$1.2 million annually to MC-FA-CTYPDS for 2025 through 2030 and \$3.5 million annually to MC-FA-FASPDS for 2028 through 2030).
4. Align the Fire Station 31 Replacement (MC-FA-FS31) appropriation with the 2024 bond issuance in (\$19.509 million) by moving \$6.5 million of appropriation to 2025.
5. Move \$4.019 million of bond appropriation from 2024 to 2025 for the Human Capital Management (MC-FA-HCMSYS) project.
6. move \$12.0 million of 2025 bond appropriation to 2026 (\$7.0 million) and 2027 (\$5 million) for the Electrical Infrastructure Upgrades project (MC-FA-ELECTINFRA) to align with the spend plan.
7. In 2025, reinstate \$2 million of bond appropriation to the SMT Elevator project (MC-FA-SMTELVHRB) abandoned in error in 2022.
8. In 2025-2029, abandon \$1,416,680 of debt service appropriation (30010) within the Fire Station Improvement Debt Service (MC-FA-FSDEBTSV) project to align with the bond issuance and updated debt service estimates. In 2030, increase \$6,673,836 of debt service appropriation (30010) within the Fire Station Improvement Debt Service (MC-FA-FSDEBTSV) project to align with the bond issuance and updated debt service estimates.

Cost of Issuance and Bond Interest Adjustment

Expenditures	\$(1,100,907)
Revenues	\$16,543,451

The UTGO Debt Service updates are for bonds that are managed by the Office of Finance and those funds stem from UTGO issuances (like Utility from Utilities). The Cost of Issuance (COI) updates are an estimate for any costs associated with the issuance of LTGO Bonds.

Department of Finance and Administrative Services

Final Adjustments for Standard Cost Changes

Expenditures	\$(833,357)
--------------	-------------

Citywide technical adjustments made in the proposed phase reflect changes to internal services costs, including rates from the Department of Finance & Administrative Services, Seattle Information Technology Department, Seattle Department of Human Resources, and for healthcare for the department. These adjustments reflect final decisions about these costs made during the Proposed Phase of the budget process.

Rate Revenue Adjustments

Revenues	\$(8,865,755)
----------	---------------

This item makes various rate revenue adjustments to reflect changes to City-wide allocations resulting from the Department of Finance and Administrative Services FAS 2025-26 proposals.

Contract Inflation

Expenditures	\$2,185,990
--------------	-------------

This item increases appropriation across the Department of Finance & Administrative Services to reflect inflation associated with various contracts.

Program Operations Cost Adjustment

Expenditures	\$425,648
--------------	-----------

This item increases appropriation in the Department of Finance & Administrative Services to reflect anticipated increases for specific programs across the department including fuel and vehicle maintenance.

Debt Service Adjustments

Expenditures	\$(3,624,280)
--------------	---------------

This item decreases appropriation in the Department of Finance & Administrative Services to reflect updates to debt service payments including new issuances, re-issuances, and adjustments due to fluctuation of the debt schedule.

August General Fund Revenue Adjustment

Revenues	\$605,421
----------	-----------

This is a technical adjustment to capture centrally projected and forecast General Fund revenue increments for this department.

April General Fund Revenue Adjustment

Revenues	\$(297,325)
----------	-------------

This is a technical adjustment to capture centrally projected and forecast General Fund revenue increments for this department.

Labor Inflation in Central Rates Funded Programs

Expenditures	\$4,124,783
--------------	-------------

Department of Finance and Administrative Services

This item increases appropriation across the Department of Finance & Administrative Services to reflect labor inflation commensurate with cost-of-living adjustments in labor contracts for FAS' rate-funded programs.

Labor Inflation in Direct Budget Programs

Expenditures	\$861,199
--------------	-----------

This item increases appropriation across the Department of Finance & Administrative Services to reflect labor inflation commensurate with cost-of-living adjustments in labor contracts for FAS' non-rate-funded programs.

AWI Adjustment for 2023-24 in Non-rate Programs

Expenditures	\$252,584
--------------	-----------

This item increases appropriation across the Department of Finance & Administrative Services (FAS) to reflect the cost-of-living adjustments in 2023 and 2024 that exceeded the assumed inflation at the time it was budgeted in FAS's non-rate-funded programs.

AWI Adjustment for 2023-24 in Rate-funded Programs

Expenditures	\$1,108,388
--------------	-------------

This item increases appropriation across the Department of Finance & Administrative Services (FAS) to reflect the cost-of-living adjustments in 2023 and 2024 that exceeded the assumed inflation at the time it was budgeted in FAS's rate-funded programs.

Market Adjustments to 2026 Wages

Expenditures	-
--------------	---

This item increases appropriation in the Department of Finance & Administrative Services to reflect the compounding market adjustments to 2026 wages in labor union contracts.

Fund Balancing Adjustments – Proposed

Revenues	\$9,297,343
----------	-------------

This is a technical item to record a fund balancing entry for the 50300 Finance and Administrative Services Fund, 50321 Fleet Capital Fund, 67600 FileLocal Agency Fund, 15260 Animal Shelter Donation Fund, and 12100 Wheelchair Accessible Fund, which are primarily managed by this department.

Department of Finance and Administrative Services

Expenditure Overview

Appropriations	2023 Actuals	2024 Adopted	2025 Proposed	2026 Proposed
FAS - BC-FA-A1IT - Information Technology				
00164 - Unrestricted Cumulative Reserve Fund	379,975	-	-	-
36600 - 2019 Multipurpose LTGO Bond Fund	812,270	-	-	-
36800 - 2021 Multipurpose LTGO Bond Fund	69,578	-	-	-
36900 - 2022 Multipurpose LTGO Bond Fund	9,974,746	-	-	-
37200 - 2024 Multipurpose LTGO Bond Fund	-	4,019,000	-	-
37300 - 2025 Multipurpose LTGO Bond Fund	-	-	4,043,169	-
50300 - Finance and Administrative Services Fund	227,734	886,823	-	-
Total for BSL: BC-FA-A1IT	11,464,304	4,905,823	4,043,169	-
FAS - BC-FA-ADAIMPR - ADA Improvements				
30010 - REET I Capital Fund	749,853	600,000	1,367,000	2,423,000
Total for BSL: BC-FA-ADAIMPR	749,853	600,000	1,367,000	2,423,000
FAS - BC-FA-APSCH1FAC - Asset Preservation - Schedule 1 Facilities				
00100 - General Fund	20,162	-	-	-
30010 - REET I Capital Fund	870,638	-	1,500,000	4,000,000
36900 - 2022 Multipurpose LTGO Bond Fund	4,936,974	-	-	-
37100 - 2023 Multipurpose LTGO Bond Fund	1,474,121	-	-	-
37200 - 2024 Multipurpose LTGO Bond Fund	-	6,333,333	-	-
37300 - 2025 Multipurpose LTGO Bond Fund	-	-	2,000,000	-
50300 - Finance and Administrative Services Fund	-	-	1,000,000	500,000
50322 - Facility Asset Preservation Fund	3,585,936	2,152,000	2,152,000	2,152,000
Total for BSL: BC-FA-APSCH1FAC	10,887,831	8,485,333	6,652,000	6,652,000
FAS - BC-FA-APSCH2FAC - Asset Preservation - Schedule 2 Facilities				
30010 - REET I Capital Fund	656,634	106,000	4,064,000	3,639,000
50322 - Facility Asset Preservation Fund	2,944,534	1,848,000	1,848,000	1,848,000
Total for BSL: BC-FA-APSCH2FAC	3,601,168	1,954,000	5,912,000	5,487,000

Department of Finance and Administrative Services

FAS - BC-FA-EXTPROJ - FAS Oversight-External Projects

00100 - General Fund	-	-	413,973	146,473
14500 - Payroll Expense Tax	-	-	1,461,688	1,110,000
30010 - REET I Capital Fund	600,836	1,500,000	-	-
Total for BSL: BC-FA-EXTPROJ	600,836	1,500,000	1,875,661	1,256,473

FAS - BC-FA-FASPDS - FAS Project Delivery Services

50300 - Finance and Administrative Services Fund	11,624,332	3,500,000	4,700,000	4,700,000
Total for BSL: BC-FA-FASPDS	11,624,332	3,500,000	4,700,000	4,700,000

FAS - BC-FA-GARDENREM - Garden of Remembrance

00164 - Unrestricted Cumulative Reserve Fund	31,834	32,757	33,000	33,957
15040 - Garden Capital Trust Fund	(15,475)	-	-	-
Total for BSL: BC-FA-GARDENREM	16,359	32,757	33,000	33,957

FAS - BC-FA-GOVTFAC - General Government Facilities - General

14500 - Payroll Expense Tax	304,381	-	-	-
30010 - REET I Capital Fund	2,111,062	1,432,500	3,615,417	2,107,540
37100 - 2023 Multipurpose LTGO Bond Fund	9,205,019	-	-	-
37200 - 2024 Multipurpose LTGO Bond Fund	-	1,000,000	-	-
37300 - 2025 Multipurpose LTGO Bond Fund	-	-	9,726,000	-
37400 - 2026 Multipurpose LTGO Bond Fund	-	-	-	12,600,000
Total for BSL: BC-FA-GOVTFAC	11,620,462	2,432,500	13,341,417	14,707,540

FAS - BC-FA-NBHFIRES - Neighborhood Fire Stations

00164 - Unrestricted Cumulative Reserve Fund	-	982,000	-	-
30010 - REET I Capital Fund	4,326,554	4,834,777	6,749,624	6,675,861
Total for BSL: BC-FA-NBHFIRES	4,326,554	5,816,777	6,749,624	6,675,861

FAS - BC-FA-PRELIMENG - Preliminary Engineering

30010 - REET I Capital Fund	304,430	-	-	-
Total for BSL: BC-FA-PRELIMENG	304,430	-	-	-

FAS - BC-FA-PSFACFIRES - Public Safety Facilities Fire

30010 - REET I Capital Fund	83,048	200,000	-	-
34440 - 2003 Fire Facilities Levy Fund	7,247	-	-	-
36300 - 2016 Multipurpose LTGO Bond	692,236	-	-	-

Department of Finance and Administrative Services

Fund				
36500 - 2018 Multipurpose LTGO Bond Fund	247,687	-	-	-
36800 - 2021 Multipurpose LTGO Bond Fund	145,749	-	-	-
36900 - 2022 Multipurpose LTGO Bond Fund	821,298	-	-	-
37200 - 2024 Multipurpose LTGO Bond Fund	-	26,009,205	-	-
37300 - 2025 Multipurpose LTGO Bond Fund	-	-	16,760,830	-
50300 - Finance and Administrative Services Fund	184,496	-	-	-
Total for BSL: BC-FA-PSFACFIRE	2,181,762	26,209,205	16,760,830	-
FAS - BC-FA-PSFACPOL - Publ Safety Facilities Police				
30010 - REET I Capital Fund	268,273	4,600,000	-	-
Total for BSL: BC-FA-PSFACPOL	268,273	4,600,000	-	-
FAS - BO-FA-0001 - Citywide Operational Services				
50300 - Finance and Administrative Services Fund	-	90,142,624	99,708,332	103,210,969
Total for BSL: BO-FA-0001	-	90,142,624	99,708,332	103,210,969
FAS - BO-FA-0002 - Citywide Admin Services				
00100 - General Fund	-	360,082	360,000	360,000
14500 - Payroll Expense Tax	-	1,286,235	841,250	1,782,163
35040 - Waterfront LID #6751	-	-	-	-
50300 - Finance and Administrative Services Fund	-	16,106,399	16,033,680	16,917,790
Total for BSL: BO-FA-0002	-	17,752,716	17,234,931	19,059,953
FAS - BO-FA-0003 - Office of City Finance				
00100 - General Fund	-	8,645,160	8,230,401	8,832,534
14000 - Coronavirus Local Fiscal Recovery Fund	-	-	-	-
14500 - Payroll Expense Tax	-	500	500,000	500,000
35900 - Central Waterfront Improvement Fund	-	-	-	-
50300 - Finance and Administrative Services Fund	-	26,324,025	26,608,657	29,100,556
Total for BSL: BO-FA-0003	-	34,969,684	35,339,058	38,433,090

Department of Finance and Administrative Services

FAS - BO-FA-0004 - Other FAS Services

00100 - General Fund	-	(2,707)	29,585	29,751
12100 - Wheelchair Accessible Fund	-	2,577,179	1,197,193	1,219,616
50300 - Finance and Administrative Services Fund	-	709,823	734,499	756,534
67600 - FileLocal Agency Fund	-	467,212	252,183	271,320
Total for BSL: BO-FA-0004	-	3,751,507	2,213,460	2,277,222

FAS - BO-FA-0005 - Public Services

00100 - General Fund	-	18,416,089	19,059,430	19,871,140
14500 - Payroll Expense Tax	-	900,000	-	-
15260 - Animal Shelter Donation Fund	-	-	222,620	-
50300 - Finance and Administrative Services Fund	-	4,848,660	4,427,006	4,642,264
Total for BSL: BO-FA-0005	-	24,164,749	23,709,056	24,513,404

FAS - BO-FA-0006 - Leadership & Administration

00100 - General Fund	-	98,649	308,251	329,253
50300 - Finance and Administrative Services Fund	-	78,996,681	73,202,209	75,759,059
Total for BSL: BO-FA-0006	-	79,095,330	73,510,459	76,088,312

FAS - BO-FA-BIALID - BIA-LID Administration

19811 - BIA - Pioneer Square	929,982	-	-	-
19815 - BIA - Columbia City	114,942	-	-	-
19825 - BIA - Seattle Tourism	16,829,506	-	-	-
19830 - BIA - Capitol Hill	225,032	-	-	-
19835 - BIA - 15th Ave East	80,317	-	-	-
19840 - BIA - West Seattle	418,655	-	-	-
19845 - BIA - Ballard	671,416	-	-	-
19855 - BIA - Metropolitan	18,043,561	-	-	-
19857 - BIA - SODO	1,956,498	-	-	-
19880 - BIA - Chinatown-ID	131,113	-	-	-
19890 - BIA - U District	1,403,014	-	-	-
35030 - LID #6750 SLU - Assessments	218,988	-	-	-
35040 - Waterfront LID #6751	4,415,822	-	-	-
Total for BSL: BO-FA-BIALID	45,438,846	-	-	-

FAS - BO-FA-BUDCENTR - Leadership and Administration

00100 - General Fund	2,208,345	-	-	-
50300 - Finance and Administrative Services Fund	33,523,780	302,392	-	-
Total for BSL: BO-FA-BUDCENTR	35,732,126	302,392	-	-

Department of Finance and Administrative Services

FAS - BO-FA-CDCM - Capital Dev and Const Mgmt

50300 - Finance and Administrative Services Fund	-	-	-	-
Total for BSL: BO-FA-CDCM	-	-	-	-

FAS - BO-FA-CITYFINAN - City Finance

00100 - General Fund	5,521,207	-	-	-
14000 - Coronavirus Local Fiscal Recovery Fund	400,426	-	-	-
50300 - Finance and Administrative Services Fund	29,148,548	-	-	-
Total for BSL: BO-FA-CITYFINAN	35,070,181	-	-	-

FAS - BO-FA-CITYSVCS - City Services

00100 - General Fund	271,902	-	-	-
14500 - Payroll Expense Tax	49,653	-	-	-
50300 - Finance and Administrative Services Fund	1,767,842	-	-	-
Total for BSL: BO-FA-CITYSVCS	2,089,398	-	-	-

FAS - BO-FA-CJ000 - Judgment & Claims Claims

00126 - Judgment/Claims Fund	3,894,488	5,524,179	9,524,179	5,524,179
Total for BSL: BO-FA-CJ000	3,894,488	5,524,179	9,524,179	5,524,179

FAS - BO-FA-CPCS - City Purchasing and Contracting Services

14000 - Coronavirus Local Fiscal Recovery Fund	120,715	-	-	-
14500 - Payroll Expense Tax	147,155	-	-	-
50300 - Finance and Administrative Services Fund	9,236,145	-	-	-
Total for BSL: BO-FA-CPCS	9,504,015	-	-	-

FAS - BO-FA-DEBTBIRF - Bond Interest and Redemption

20130 - LTGO Bond Interest and Redemption Fund	112,563,489	1,470,726	1,146,167	941,184
Total for BSL: BO-FA-DEBTBIRF	112,563,489	1,470,726	1,146,167	941,184

FAS - BO-FA-DEBTISS-L - Debt Issuance Cost - LTGO

20130 - LTGO Bond Interest and Redemption Fund	59,131	-	-	-
37100 - 2023 Multipurpose LTGO Bond Fund	267,598	-	-	-
37200 - 2024 Multipurpose LTGO Bond Fund	-	2,450,908	-	-

Department of Finance and Administrative Services

37300 - 2025 Multipurpose LTGO Bond Fund	-	-	1,672,560	-
37400 - 2026 Multipurpose LTGO Bond Fund	-	-	-	210,000
37410 - 2026 LTGO Bond Fund B	-	-	-	2,926,650
Total for BSL: BO-FA-DEBTISS-L	326,729	2,450,908	1,672,560	3,136,650
FAS - BO-FA-DEBTISS-U - Debt Issuance Cost - UTGO				
20140 - UTGO Bond Interest Redemption Fund	203,462	-	1,350,000	-
Total for BSL: BO-FA-DEBTISS-U	203,462	-	1,350,000	-
FAS - BO-FA-DEBTUTGO - UTGO Debt Service				
20140 - UTGO Bond Interest Redemption Fund	56,784,588	16,162,900	16,164,900	16,154,900
Total for BSL: BO-FA-DEBTUTGO	56,784,588	16,162,900	16,164,900	16,154,900
FAS - BO-FA-FACILITY - Facilities Services				
50300 - Finance and Administrative Services Fund	90,399,512	-	-	-
Total for BSL: BO-FA-FACILITY	90,399,512	-	-	-
FAS - BO-FA-FILELOC - FileLocal Agency				
50300 - Finance and Administrative Services Fund	2,131	-	-	-
67600 - FileLocal Agency Fund	439,811	-	-	-
Total for BSL: BO-FA-FILELOC	441,942	-	-	-
FAS - BO-FA-FLEETCAP - Fleet Capital Program				
50321 - Fleet Capital Fund	26,468,276	32,859,976	25,888,358	18,100,078
Total for BSL: BO-FA-FLEETCAP	26,468,276	32,859,976	25,888,358	18,100,078
FAS - BO-FA-FLEETS - Fleet Services				
50300 - Finance and Administrative Services Fund	37,979,213	-	-	-
Total for BSL: BO-FA-FLEETS	37,979,213	-	-	-
FAS - BO-FA-INDGTDEF - Indigent Defense Services				
00100 - General Fund	10,854,434	13,606,474	14,110,581	14,130,745
Total for BSL: BO-FA-INDGTDEF	10,854,434	13,606,474	14,110,581	14,130,745
FAS - BO-FA-JAILSVCS - Jail Services				
00100 - General Fund	19,562,017	22,439,147	27,201,076	28,074,920
Total for BSL: BO-FA-JAILSVCS	19,562,017	22,439,147	27,201,076	28,074,920

Department of Finance and Administrative Services

FAS - BO-FA-JR000 - Judgment & Claims Litigation

00126 - Judgment/Claims Fund	30,891,005	34,400,516	36,970,451	34,701,876
Total for BSL: BO-FA-JR000	30,891,005	34,400,516	36,970,451	34,701,876

FAS - BO-FA-JR010 - Judgment & Claims General Legal

00126 - Judgment/Claims Fund	-	88,321	-	-
Total for BSL: BO-FA-JR010	-	88,321	-	-

FAS - BO-FA-JR020 - Judgment & Claims Police Action

00126 - Judgment/Claims Fund	8,050,574	6,370,021	10,370,021	6,370,021
Total for BSL: BO-FA-JR020	8,050,574	6,370,021	10,370,021	6,370,021

FAS - BO-FA-OCS - Office of Constituent Services

00100 - General Fund	160,532	-	-	-
50300 - Finance and Administrative Services Fund	4,558,926	-	-	-
Total for BSL: BO-FA-OCS	4,719,458	-	-	-

FAS - BO-FA-RCCP - Regulatory Compliance and Consumer Protection

00100 - General Fund	5,678,743	-	-	-
Total for BSL: BO-FA-RCCP	5,678,743	-	-	-

FAS - BO-FA-SAS - Seattle Animal Shelter

00100 - General Fund	4,698,013	-	-	-
15260 - Animal Shelter Donation Fund	433,475	-	-	-
50300 - Finance and Administrative Services Fund	-	-	-	-
Total for BSL: BO-FA-SAS	5,131,488	-	-	-

FAS - BO-FA-TRNSTBNFT - Transit Benefit

63000 - Transit Benefit Fund	2,744,606	5,210,940	5,403,213	5,565,309
Total for BSL: BO-FA-TRNSTBNFT	2,744,606	5,210,940	5,403,213	5,565,309

FAS - BO-FA-WATERFRNT - Central Waterfront Improvement Program Financial Support

35040 - Waterfront LID #6751	15,596	-	-	-
Total for BSL: BO-FA-WATERFRNT	15,596	-	-	-

FAS - BO-FA-WHLCHR - Wheelchair Accessible Services

12100 - Wheelchair Accessible Fund	1,098,383	-	-	-
Total for BSL: BO-FA-WHLCHR	1,098,383	-	-	-

Department Total	603,288,731	450,799,504	462,951,503	438,218,642
-------------------------	--------------------	--------------------	--------------------	--------------------

Department of Finance and Administrative Services

Department Full-Time Equivalents Total*	634.50	637.50	618.00	618.00
--	---------------	---------------	---------------	---------------

** FTE totals are provided for informational purposes only. Changes in FTEs resulting from City Council or Human Resources Director actions outside of the budget process may not be detailed here*

Budget Summary by Fund Department of Finance and Administrative Services

	2023 Actuals	2024 Adopted	2025 Proposed	2026 Proposed
00100 - General Fund	48,975,356	63,562,893	69,713,297	71,774,817
00126 - Judgment/Claims Fund	42,836,067	46,383,037	56,864,651	46,596,076
00164 - Unrestricted Cumulative Reserve Fund	411,809	1,014,757	33,000	33,957
12100 - Wheelchair Accessible Fund	1,098,383	2,577,179	1,197,193	1,219,616
14000 - Coronavirus Local Fiscal Recovery Fund	521,141	-	-	-
14500 - Payroll Expense Tax	501,189	2,186,735	2,802,938	3,392,162
15040 - Garden Capital Trust Fund	(15,475)	-	-	-
15260 - Animal Shelter Donation Fund	433,475	-	222,620	-
19811 - BIA - Pioneer Square	929,982	-	-	-
19815 - BIA - Columbia City	114,942	-	-	-
19825 - BIA - Seattle Tourism	16,829,506	-	-	-
19830 - BIA - Capitol Hill	225,032	-	-	-
19835 - BIA - 15th Ave East	80,317	-	-	-
19840 - BIA - West Seattle	418,655	-	-	-
19845 - BIA - Ballard	671,416	-	-	-
19855 - BIA - Metropolitan	18,043,561	-	-	-
19857 - BIA - SODO	1,956,498	-	-	-
19880 - BIA - Chinatown-ID	131,113	-	-	-
19890 - BIA - U District	1,403,014	-	-	-
20130 - LTGO Bond Interest and Redemption Fund	112,622,620	1,470,726	1,146,167	941,184
20140 - UTGO Bond Interest Redemption Fund	56,988,049	16,162,900	17,514,900	16,154,900
30010 - REET I Capital Fund	9,971,328	13,273,277	17,296,041	18,845,401
34440 - 2003 Fire Facilities Levy Fund	7,247	-	-	-
35030 - LID #6750 SLU - Assessments	218,988	-	-	-
35040 - Waterfront LID #6751	4,431,418	-	-	-
35900 - Central Waterfront Improvement Fund	-	-	-	-
36300 - 2016 Multipurpose LTGO Bond Fund	692,236	-	-	-
36500 - 2018 Multipurpose LTGO Bond Fund	247,687	-	-	-
36600 - 2019 Multipurpose LTGO Bond Fund	812,270	-	-	-
36800 - 2021 Multipurpose LTGO Bond Fund	215,328	-	-	-
36900 - 2022 Multipurpose LTGO Bond Fund	15,733,018	-	-	-
37100 - 2023 Multipurpose LTGO Bond Fund	10,946,738	-	-	-

Department of Finance and Administrative Services

37200 - 2024 Multipurpose LTGO Bond Fund	-	39,812,446	-	-
37300 - 2025 Multipurpose LTGO Bond Fund	-	-	34,202,559	-
37400 - 2026 Multipurpose LTGO Bond Fund	-	-	-	12,810,000
37410 - 2026 LTGO Bond Fund B	-	-	-	2,926,650
50300 - Finance and Administrative Services Fund	218,652,659	221,817,427	226,414,382	235,587,171
50321 - Fleet Capital Fund	26,468,276	32,859,976	25,888,358	18,100,078
50322 - Facility Asset Preservation Fund	6,530,470	4,000,000	4,000,000	4,000,000
63000 - Transit Benefit Fund	2,744,606	5,210,940	5,403,213	5,565,309
67600 - FileLocal Agency Fund	439,811	467,212	252,183	271,320
Budget Totals for FAS	603,288,731	450,799,504	462,951,503	438,218,642

Department of Finance and Administrative Services

Revenue Overview

2025 Estimated Revenues

Account Code	Account Name	2023 Actuals	2024 Adopted	2025 Proposed	2026 Proposed
311010	Real & Personal Property Taxes	(22,454)	-	-	-
316010	B&O Tax	946	-	-	-
318100	Sweetened Beverage Tax	(127)	-	-	-
318120	Sweet Bev Tax Penalty and Int	(1,982)	-	-	-
321010	Bus Lic&Perm-Police Alrm Mon	2,001,667	2,000,000	2,000,000	2,000,000
321020	Bus Lic&Perm-Prof/Occup	550,586	602,320	652,570	716,070
321030	BUS LIC&PERM	2,994,729	2,901,518	3,035,343	3,600,000
321040	Bus Lic&Perm-For Hire Driver	28,025	75,000	75,000	-
321050	Bus Lic&Perm-Tran Net Co Fee	2,296,002	2,750,000	3,175,000	5,700,000
321060	Bus Lic&Perm-Tow Oper/Comp	11,550	10,000	10,000	10,000
321070	Bus Lic&Perm-Panoram	(3,060)	-	-	-
321080	Bus Lic&Perm-Bus Penalties	56,591	90,000	-	-
321900	Bus Lic&Perm-Other	477,393	445,000	380,000	380,000
322130	Nonbus Lic&Perm-Cats	336,358	367,500	367,500	367,500
322140	Nonbus Lic&Perm-Dog	1,167,473	1,295,000	1,295,000	1,295,000
322200	Nonbus Lic&Perm-Lt Fees Taxi	13,240	30,000	20,000	20,000
322210	Nonbus Lic&Perm-Fines Taxi	140	-	-	-
322230	Nonbus Lic&Perm-Tow Late Fees	135	-	-	-
322900	Nonbus Lic&Perm-Other	956	550	150,550	150,550
341180	Legal Service Fees	6,416	5,000	5,000	5,000
341200	Scanning Systems License	104,924	130,000	130,000	130,000
341210	St Wts & Meas Dev Reg Fees	117,519	113,000	117,000	117,000
341220	Animal Control Admin Fees	14,540	13,000	13,000	13,000
341230	Adoption Fees	91,345	75,000	225,000	225,000
341240	Kennel Fees	43,555	10,900	5,000	5,000
341250	Spay & Neuter Fees	138,764	325,000	160,000	160,000
341360	Fees	33,539	-	-	-
341370	Fees - Limo Inspections	63,659	250,000	250,000	250,000
341380	Fees - Limo Payments From St	190,978	-	-	-
341900	General Government-Other Rev	885,251	1,257,000	859,000	859,000
342160	False Alarm Fees	1,157,035	1,200,000	200,000	200,000
343320	Recoveries-Sundry	4,316	-	-	-
348110	FAS CCM REV - Other Services	80,000	-	-	-
348120	FAS CCM Rev - Rent	-	50,000	-	-
350090	City Litigation Recoveries	37,806	60,000	40,000	40,000
350170	Penalties On Deliquent Recs	63,195	-	-	-
350190	Nsf Check Fees	20	-	-	-

Department of Finance and Administrative Services

360020	Inv Earn-Residual Cash	17,869,219	-	-	-
360180	Penalties-Spec Assessments	(434)	-	-	-
360220	Interest Earned On Delinquent A	(1,064)	-	-	-
360750	Misc Reimb Adj-Pers & Other	454,646	471,247	521,568	551,043
360900	Miscellaneous Revs-Other Rev	100,365	8,000	158,000	133,000
Total Revenues for: 00100 - General Fund		31,363,760	14,535,035	13,844,531	16,927,163
341180	Legal Service Fees	6,101,786	-	-	-
350090	City Litigation Recoveries	6,314	-	7,781,749	7,781,749
360370	Insurance Premis & Recoveries	5,000,000	-	-	-
360420	Other Judgments & Settlements	25,611,905	23,086,478	34,982,902	38,814,327
397010	Operating Transfers In	17,200,000	23,296,559	14,100,000	-
Total Revenues for: 00126 - Judgment/Claims Fund		53,920,004	46,383,037	56,864,651	46,596,076
360020	Inv Earn-Residual Cash	132,046	-	-	-
Total Revenues for: 00155 - Sweetened Beverage Tax Fund		132,046	-	-	-
360020	Inv Earn-Residual Cash	5,505,303	-	-	-
Total Revenues for: 00164 - Unrestricted Cumulative Reserve Fund		5,505,303	-	-	-
360020	Inv Earn-Residual Cash	73,363	-	-	-
Total Revenues for: 10101 - Cable TV Franchise Fund		73,363	-	-	-
360020	Inv Earn-Residual Cash	38,462	-	-	-
Total Revenues for: 10113 - Group Term Life Fund		38,462	-	-	-
360020	Inv Earn-Residual Cash	1,263,861	-	-	-
Total Revenues for: 10200 - Park And Recreation Fund		1,263,861	-	-	-
360020	Inv Earn-Residual Cash	6,084	-	-	-
Total Revenues for: 10394 - Bridging The Gap Levy Fund		6,084	-	-	-
360020	Inv Earn-Residual Cash	2,879,403	-	-	-
Total Revenues for: 10398 - Move Seattle Levy Fund		2,879,403	-	-	-
360020	Inv Earn-Residual Cash	110,622	-	-	-
Total Revenues for: 10800 - Seattle Streetcar Operations		110,622	-	-	-
360020	Inv Earn-Residual Cash	13,064	-	-	-
Total Revenues for: 11010 - Pike Place Market		13,064	-	-	-

Department of Finance and Administrative Services

Renovation

360020	Inv Earn-Residual Cash	120,801	-	-	-
Total Revenues for: 11410 - Seattle Center Fund		120,801	-	-	-
360020	Inv Earn-Residual Cash	27,497	-	-	-
Total Revenues for: 11430 - Seattle Center McCaw Hall Fund		27,497	-	-	-
360020	Inv Earn-Residual Cash	195,434	-	-	-
Total Revenues for: 12010 - Municipal Arts Fund		195,434	-	-	-
321030	BUS LIC&PERM	21,847	-	-	-
321050	Bus Lic&Perm-Tran Net Co Fee	1,278,015	995,661	995,661	995,661
360020	Inv Earn-Residual Cash	254,567	-	-	-
Total Revenues for: 12100 - Wheelchair Accessible Fund		1,554,429	995,661	995,661	995,661
400000	Use of/Contribution to Fund Balance	-	1,581,518	201,532	223,955
Total Resources for:12100 - Wheelchair Accessible Fund		1,554,429	2,577,179	1,197,193	1,219,616
360020	Inv Earn-Residual Cash	238,779	-	-	-
Total Revenues for: 12200 - Short-Term Rental Tax Fund		238,779	-	-	-
360020	Inv Earn-Residual Cash	234,594	-	-	-
Total Revenues for: 12300 - Election Vouchers Fund		234,594	-	-	-
360020	Inv Earn-Residual Cash	416,281	-	-	-
Total Revenues for: 12400 - Arts and Culture Fund		416,281	-	-	-
360020	Inv Earn-Residual Cash	(1,869,434)	-	-	-
360320	Rent From Operating Property	14,688	-	-	-
Total Revenues for: 13000 - Transportation Fund		(1,854,746)	-	-	-
331110	Direct Fed Grants	521,141	-	-	-
Total Revenues for: 14000 - Coronavirus Local Fiscal Recovery Fund		521,141	-	-	-
360020	Inv Earn-Residual Cash	4,920,098	-	-	-
Total Revenues for: 14500 - Payroll Expense Tax		4,920,098	-	-	-
360020	Inv Earn-Residual Cash	30,001	-	-	-

Department of Finance and Administrative Services

360420	Other Judgments & Settlements	(1,057,902)	-	-	-
Total Revenues for: 14510 - Opioid Settlement Proceed Fund		(1,027,900)	-	-	-
360020	Inv Earn-Residual Cash	4,668	-	-	-
Total Revenues for: 15010 - Bagley Wright Theatre Fund		4,668	-	-	-
360020	Inv Earn-Residual Cash	17,025	-	-	-
Total Revenues for: 15020 - Transportation Systems Mgmt		17,025	-	-	-
360020	Inv Earn-Residual Cash	45,223	-	-	-
Total Revenues for: 15030 - Downtown Health/Human Services		45,223	-	-	-
360020	Inv Earn-Residual Cash	11,023	-	-	-
397010	Operating Transfers In	31,834	-	-	-
Total Revenues for: 15040 - Garden Capital Trust Fund		42,857	-	-	-
360020	Inv Earn-Residual Cash	7,641	-	-	-
Total Revenues for: 15050 - Drug Enforcement Forfeiture		7,641	-	-	-
360020	Inv Earn-Residual Cash	143	-	-	-
Total Revenues for: 15060 - Vice Enforcement/ML Forfeiture		143	-	-	-
360020	Inv Earn-Residual Cash	141	-	-	-
Total Revenues for: 15070 - Money Laundering Forfeiture		141	-	-	-
360020	Inv Earn-Residual Cash	3,860	-	-	-
Total Revenues for: 15080 - Emergency Management Fund		3,860	-	-	-
360020	Inv Earn-Residual Cash	2,697	-	-	-
Total Revenues for: 15090 - Gift Catalog - Arts & Culture		2,697	-	-	-
360020	Inv Earn-Residual Cash	446	-	-	-
Total Revenues for: 15100 - Mayor's Small Business TF		446	-	-	-
360020	Inv Earn-Residual Cash	82	-	-	-
Total Revenues for: 15110 - Historical Record Preservation		82	-	-	-
360020	Inv Earn-Residual Cash	6	-	-	-
Total Revenues for: 15120 - Seattle Climate		6	-	-	-

Department of Finance and Administrative Services

Action Now

360020	Inv Earn-Residual Cash	515	-	-	-
Total Revenues for: 15130 - Gift Catalog - SDOT		515	-	-	-
360020	Inv Earn-Residual Cash	(2)	-	-	-
Total Revenues for: 15140 - SFD - General Donations		(2)	-	-	-
360020	Inv Earn-Residual Cash	350	-	-	-
Total Revenues for: 15150 - SFD - Fire Prevention Training		350	-	-	-
360020	Inv Earn-Residual Cash	1,028	-	-	-
Total Revenues for: 15160 - SFD - CPR Training Medic II		1,028	-	-	-
360020	Inv Earn-Residual Cash	9,250	-	-	-
Total Revenues for: 15170 - SFD - Medic I Program Donation		9,250	-	-	-
360020	Inv Earn-Residual Cash	223	-	-	-
Total Revenues for: 15190 - SFD - Molly Matthews Memorial		223	-	-	-
360020	Inv Earn-Residual Cash	498	-	-	-
Total Revenues for: 15200 - SFD - Fire & Hazard Mitigation		498	-	-	-
360020	Inv Earn-Residual Cash	4,098	-	-	-
Total Revenues for: 15210 - Prostituted Children Rescue Fd		4,098	-	-	-
360020	Inv Earn-Residual Cash	33,484	-	-	-
Total Revenues for: 15220 - Community Services Donations		33,484	-	-	-
360020	Inv Earn-Residual Cash	1,098	-	-	-
Total Revenues for: 15230 - OCR Public Info/Educ Projects		1,098	-	-	-
360020	Inv Earn-Residual Cash	351	-	-	-
Total Revenues for: 15240 - P-Patch Gardenship Donations		351	-	-	-
360020	Inv Earn-Residual Cash	531	-	-	-
Total Revenues for: 15250 - Gift Catalog - CBO		531	-	-	-
337080	Other Private Contrib & Dons	974,985	-	-	-
360020	Inv Earn-Residual Cash	29,660	-	-	-

Department of Finance and Administrative Services

Total Revenues for: 15260 - Animal Shelter Donation Fund		1,004,645	-	-	-
400000	Use of/Contribution to Fund Balance	-	-	222,620	-
Total Resources for: 15260 - Animal Shelter Donation Fund		1,004,645	-	222,620	-
360020	Inv Earn-Residual Cash	2,123	-	-	-
Total Revenues for: 15270 - Off-Leash Area Donation Fund		2,123	-	-	-
360020	Inv Earn-Residual Cash	6,562	-	-	-
Total Revenues for: 15280 - Gift Catalog - Parks		6,562	-	-	-
360020	Inv Earn-Residual Cash	239	-	-	-
Total Revenues for: 15290 - South Lake Union Park Trust		239	-	-	-
360020	Inv Earn-Residual Cash	137	-	-	-
Total Revenues for: 15300 - Gift Catalog - SDHR		137	-	-	-
360020	Inv Earn-Residual Cash	(1,390)	-	-	-
Total Revenues for: 15310 - Gift Catalog - Police		(1,390)	-	-	-
360020	Inv Earn-Residual Cash	11	-	-	-
Total Revenues for: 15320 - Gift Catalog - Public Health		11	-	-	-
360020	Inv Earn-Residual Cash	706	-	-	-
Total Revenues for: 15330 - Gift Catalog - Seattle Center		706	-	-	-
360020	Inv Earn-Residual Cash	147	-	-	-
Total Revenues for: 15340 - COVID-19 Donation Fund		147	-	-	-
360020	Inv Earn-Residual Cash	253,846	-	-	-
Total Revenues for: 15350 - Library Trust & Memorial Fund		253,846	-	-	-
360020	Inv Earn-Residual Cash	(244,168)	-	-	-
Total Revenues for: 16200 - Human Services Fund		(244,168)	-	-	-
360020	Inv Earn-Residual Cash	(4,011)	-	-	-
Total Revenues for: 16402 - 2002 Levy Very LIH Fund		(4,011)	-	-	-

Department of Finance and Administrative Services

360020	Inv Earn-Residual Cash	(80,047)	-	-	-
Total Revenues for: 16403 - 2002 Levy Multipurpose Fund		(80,047)	-	-	-
360020	Inv Earn-Residual Cash	(50,853)	-	-	-
Total Revenues for: 16404 - 2002 Levy O&M Fund		(50,853)	-	-	-
360020	Inv Earn-Residual Cash	(39,707)	-	-	-
Total Revenues for: 16410 - 1986 Housing Levy Capital Fund		(39,707)	-	-	-
360020	Inv Earn-Residual Cash	(47,127)	-	-	-
Total Revenues for: 16411 - 1995 Housing Levy Capital Fund		(47,127)	-	-	-
360020	Inv Earn-Residual Cash	(131,332)	-	-	-
Total Revenues for: 16412 - 1995 Levy O&M Fund		(131,332)	-	-	-
360020	Inv Earn-Residual Cash	(20,222)	-	-	-
Total Revenues for: 16413 - 1995 Levy Homebuyer Assist		(20,222)	-	-	-
360020	Inv Earn-Residual Cash	(168,423)	-	-	-
Total Revenues for: 16416 - 2009 Housing Levy Capital Fund		(168,423)	-	-	-
360020	Inv Earn-Residual Cash	(112,845)	-	-	-
Total Revenues for: 16417 - 2009 Levy O&M Fund		(112,845)	-	-	-
360020	Inv Earn-Residual Cash	(1,736,335)	-	-	-
Total Revenues for: 16418 - 2016 Housing Levy Capital Fund		(1,736,335)	-	-	-
360020	Inv Earn-Residual Cash	(1,531,520)	-	-	-
Total Revenues for: 16419 - 2016 Levy O&M Fund		(1,531,520)	-	-	-
360020	Inv Earn-Residual Cash	(57,356)	-	-	-
Total Revenues for: 16420 - 1986 Levy O&M Fund		(57,356)	-	-	-
360020	Inv Earn-Residual Cash	(41,693)	-	-	-
Total Revenues for: 16421 - O&M Sales Tax		(41,693)	-	-	-
360020	Inv Earn-Residual Cash	(2,347,155)	-	-	-
Total Revenues for: 16430 - Housing Incentive Fund		(2,347,155)	-	-	-

Department of Finance and Administrative Services

360020	Inv Earn-Residual Cash	(523,420)	-	-	-
Total Revenues for: 16440 - Housing Program Support Fund		(523,420)	-	-	-
360020	Inv Earn-Residual Cash	289,295	-	-	-
Total Revenues for: 16600 - Office of Housing Fund		289,295	-	-	-
360020	Inv Earn-Residual Cash	463,613	-	-	-
Total Revenues for: 17857 - 2011 Families and Education Levy		463,613	-	-	-
360020	Inv Earn-Residual Cash	98,812	-	-	-
Total Revenues for: 17861 - Seattle Preschool Levy Fund		98,812	-	-	-
360020	Inv Earn-Residual Cash	3,753,458	-	-	-
Total Revenues for: 17871 - Families Education Preschool Promise Levy		3,753,458	-	-	-
360020	Inv Earn-Residual Cash	61,336	-	-	-
Total Revenues for: 18100 - 2012 Library Levy Fund		61,336	-	-	-
360020	Inv Earn-Residual Cash	842,069	-	-	-
Total Revenues for: 18200 - 2019 Library Levy Fund		842,069	-	-	-
360020	Inv Earn-Residual Cash	389,172	-	-	-
Total Revenues for: 18500 - School Safety Traffic and Pedestrian Improvement Fund		389,172	-	-	-
311010	Real & Personal Property Taxes	116,478,521	-	-	-
317040	Leasehold Excise Tax Rev	827,503	-	-	-
360020	Inv Earn-Residual Cash	1,827,140	-	-	-
Total Revenues for: 19710 - Seattle Park District Fund		119,133,163	-	-	-
318010	Operating Assessments	(1,824)	-	-	-
360020	Inv Earn-Residual Cash	26,787	-	-	-
Total Revenues for: 19811 - BIA - Pioneer Square		24,963	-	-	-
360020	Inv Earn-Residual Cash	2,684	-	-	-
Total Revenues for: 19815 - BIA - Columbia City		2,684	-	-	-
360020	Inv Earn-Residual Cash	198,103	-	-	-
Total Revenues for: 19825 - BIA - Seattle Tourism		198,103	-	-	-

Department of Finance and Administrative Services

360020	Inv Earn-Residual Cash	1,188	-	-	-
Total Revenues for: 19830 - BIA - Capitol Hill		1,188	-	-	-
360020	Inv Earn-Residual Cash	2,128	-	-	-
Total Revenues for: 19835 - BIA - 15th Ave East		2,128	-	-	-
318010	Operating Assessments	(6,699)	-	-	-
360020	Inv Earn-Residual Cash	2,624	-	-	-
Total Revenues for: 19840 - BIA - West Seattle		(4,074)	-	-	-
318010	Operating Assessments	(11,487)	-	-	-
360020	Inv Earn-Residual Cash	6,049	-	-	-
Total Revenues for: 19845 - BIA - Ballard		(5,438)	-	-	-
318010	Operating Assessments	(90,970)	-	-	-
360020	Inv Earn-Residual Cash	205,733	-	-	-
Total Revenues for: 19855 - BIA - Metropolitan		114,763	-	-	-
318010	Operating Assessments	(11,917)	-	-	-
360020	Inv Earn-Residual Cash	14,801	-	-	-
Total Revenues for: 19857 - BIA - SODO		2,884	-	-	-
318010	Operating Assessments	(632)	-	-	-
360020	Inv Earn-Residual Cash	4,664	-	-	-
Total Revenues for: 19880 - BIA - Chinatown-ID		4,032	-	-	-
318010	Operating Assessments	(5,596)	-	-	-
360020	Inv Earn-Residual Cash	24,808	-	-	-
Total Revenues for: 19890 - BIA - U District		19,212	-	-	-
360020	Inv Earn-Residual Cash	2,251,979	-	-	-
Total Revenues for: 19900 - Transportation Benefit District Fund		2,251,979	-	-	-
332020	Build America Bonds Subsidy Pa	627,053	-	-	-
360000	Miscellaneous Revs	-	1,470,726	2,787,431	2,582,448
360020	Inv Earn-Residual Cash	(9,470)	-	-	-
360310	Lt Space/Facilities Leases	180,831	-	-	-
360900	Miscellaneous Revs-Other Rev	1,014,211	-	-	-
391010	G.O.Bond Proceeds	12,375,000	-	-	-
391080	Premium On Gen Obl Bonds	1,603,692	-	-	-
397010	Operating Transfers In	96,821,833	-	-	-
Total Revenues for: 20130 - LTGO Bond Interest and Redemption Fund		112,613,150	1,470,726	2,787,431	2,582,448
311010	Real & Personal Property Taxes	16,087,774	16,162,900	32,480,700	32,470,700

Department of Finance and Administrative Services

360020	Inv Earn-Residual Cash	93,545	-	-	-
391010	G.O.Bond Proceeds	35,620,000	-	-	-
391080	Premium On Gen Obl Bonds	5,055,019	-	-	-
Total Revenues for: 20140 - UTGO Bond Interest Redemption Fund		56,856,338	16,162,900	32,480,700	32,470,700
360020	Inv Earn-Residual Cash	279,947	-	-	-
Total Revenues for: 29500 - Local Improvement Guaranty Fd		279,947	-	-	-
317010	Real Estate Excise Tax Reet #1	(983,588)	-	-	-
Total Revenues for: 30010 - REET I Capital Fund		(983,588)	-	-	-
317020	Real Estate Excise Tax Reet #2	(983,588)	-	-	-
Total Revenues for: 30020 - REET II Capital Fund		(983,588)	-	-	-
360020	Inv Earn-Residual Cash	17,712	-	-	-
Total Revenues for: 32660 - Convention Center Reserve		17,712	-	-	-
360020	Inv Earn-Residual Cash	316	-	-	-
Total Revenues for: 33110 - Shoreline Pk Improvement Fund		316	-	-	-
360020	Inv Earn-Residual Cash	58	-	-	-
Total Revenues for: 33120 - Community Imprv Contrib Fund		58	-	-	-
360020	Inv Earn-Residual Cash	27,350	-	-	-
Total Revenues for: 33130 - Park Mitigation & Remediation		27,350	-	-	-
360020	Inv Earn-Residual Cash	815	-	-	-
Total Revenues for: 33600 - Open Spaces & Trails Bond Fund		815	-	-	-
360020	Inv Earn-Residual Cash	289	-	-	-
Total Revenues for: 33810 - 1999 Sea Ctr Phase II Redev		289	-	-	-
360020	Inv Earn-Residual Cash	585	-	-	-
Total Revenues for: 33850 - 2000 Parks Levy Fund		585	-	-	-
360020	Inv Earn-Residual Cash	175,222	-	-	-
Total Revenues for: 33860 - 2008 Parks Levy Fund		175,222	-	-	-
360020	Inv Earn-Residual Cash	3,762	-	-	-

Department of Finance and Administrative Services

Total Revenues for: 34060 - Seattle Center Capital Reserve		3,762	-	-	-
360020	Inv Earn-Residual Cash	56,665	-	-	-
Total Revenues for: 34070 - McCaw Hall Capital Reserve		56,665	-	-	-
360020	Inv Earn-Residual Cash	33,647	-	-	-
Total Revenues for: 34200 - Muni Civic Ctr Non-Bond Fund		33,647	-	-	-
311010	Real & Personal Property Taxes	1	-	-	-
360020	Inv Earn-Residual Cash	4,237	-	-	-
Total Revenues for: 34440 - 2003 Fire Facilities Levy Fund		4,239	-	-	-
360020	Inv Earn-Residual Cash	2,832	-	-	-
Total Revenues for: 35010 - LID #6750 SLU - Bond Proceeds		2,832	-	-	-
360020	Inv Earn-Residual Cash	10,286	-	-	-
379010	Capital Assessments	10,886	-	-	-
Total Revenues for: 35030 - LID #6750 SLU - Assessments		21,173	-	-	-
318080	Other Taxes Penalties & Int	25,477	-	-	-
360020	Inv Earn-Residual Cash	2,772,241	-	-	-
360170	Interest-Special Assessments	3,172,712	-	-	-
379010	Capital Assessments	1,434,364	-	-	-
Total Revenues for: 35040 - Waterfront LID #6751		7,404,794	-	-	-
360020	Inv Earn-Residual Cash	106	-	-	-
Total Revenues for: 35500 - 2011 Multipurpose LTGO Bond Fund		106	-	-	-
360020	Inv Earn-Residual Cash	2,976	-	-	-
Total Revenues for: 35600 - 2012 Multipurpose LTGO Bond Fund		2,976	-	-	-
360020	Inv Earn-Residual Cash	59	-	-	-
Total Revenues for: 35700 - 2013 Multipurpose LTGO Bond Fund		59	-	-	-
360020	Inv Earn-Residual Cash	32	-	-	-
Total Revenues for: 35710 - 2013 LTGO Series B Taxable		32	-	-	-
360020	Inv Earn-Residual Cash	(1,007)	-	-	-
Total Revenues for: 35800 - Alaskan Way		(1,007)	-	-	-

Department of Finance and Administrative Services

Seawall Const Fund

360020	Inv Earn-Residual Cash	1,186	-	-	-
Total Revenues for: 35820 - 2014 UTGO-Alaskan Way Seawall		1,186	-	-	-
360020	Inv Earn-Residual Cash	130	-	-	-
Total Revenues for: 35830 - 2015 UTGO-Alaskan Way Seawall		130	-	-	-
360020	Inv Earn-Residual Cash	291	-	-	-
Total Revenues for: 35840 - 2016 UTGO-Alaskan Way Seawall		291	-	-	-
360020	Inv Earn-Residual Cash	362,894	-	-	-
Total Revenues for: 35900 - Central Waterfront Improvement Fund		362,894	-	-	-
360020	Inv Earn-Residual Cash	92,200	-	-	-
Total Revenues for: 36000 - King County Parks Levy Fund		92,200	-	-	-
360020	Inv Earn-Residual Cash	3,960	-	-	-
Total Revenues for: 36100 - 2014 Multipurpose LTGO Bond Fund		3,960	-	-	-
360020	Inv Earn-Residual Cash	28,123	-	-	-
Total Revenues for: 36200 - 2015 Multipurpose LTGO Bond Fund		28,123	-	-	-
360020	Inv Earn-Residual Cash	4	-	-	-
Total Revenues for: 36210 - 2015 Taxable LTGO Bond Fund		4	-	-	-
360020	Inv Earn-Residual Cash	41,975	-	-	-
Total Revenues for: 36300 - 2016 Multipurpose LTGO Bond Fund		41,975	-	-	-
360020	Inv Earn-Residual Cash	18	-	-	-
Total Revenues for: 36310 - 2016 LTGO Taxable Bond Fund		18	-	-	-
360020	Inv Earn-Residual Cash	101,636	-	-	-
Total Revenues for: 36400 - 2017 Multipurpose LTGO Bond Fund		101,636	-	-	-
360020	Inv Earn-Residual Cash	75,222	-	-	-
Total Revenues for: 36410 - 2017 LTGO Taxable Bond Fund		75,222	-	-	-
360020	Inv Earn-Residual Cash	18,453	-	-	-

Department of Finance and Administrative Services

Total Revenues for: 36500 - 2018		18,453	-	-	-
Multipurpose LTGO Bond Fund					
360020	Inv Earn-Residual Cash	17,797	-	-	-
Total Revenues for: 36510 - 2018 LTGO		17,797	-	-	-
Taxable Bond Fund					
360020	Inv Earn-Residual Cash	120,401	-	-	-
Total Revenues for: 36600 - 2019		120,401	-	-	-
Multipurpose LTGO Bond Fund					
360020	Inv Earn-Residual Cash	11,890	-	-	-
Total Revenues for: 36610 - 2019 LTGO		11,890	-	-	-
Taxable Bond Fund					
360020	Inv Earn-Residual Cash	9,813	-	-	-
Total Revenues for: 36700 - 2020		9,813	-	-	-
Multipurpose LTGO Bond Fund					
360020	Inv Earn-Residual Cash	160,186	-	-	-
Total Revenues for: 36800 - 2021		160,186	-	-	-
Multipurpose LTGO Bond Fund					
360020	Inv Earn-Residual Cash	564,365	-	-	-
Total Revenues for: 36810 - 2021 West Seattle		564,365	-	-	-
Bridge Repair LTGO Bond Fund					
360020	Inv Earn-Residual Cash	153,516	-	-	-
Total Revenues for: 36820 - 2021 Taxable		153,516	-	-	-
LTGO Bond Fund					
360020	Inv Earn-Residual Cash	1,566,711	-	-	-
Total Revenues for: 36900 -		1,566,711	-	-	-
2022 Multipurpose LTGO Bond Fund					
360020	Inv Earn-Residual Cash	(706)	-	-	-
Total Revenues for: 36910 - 2022 LTGO		(706)	-	-	-
Taxable Bond Fund					
360020	Inv Earn-Residual Cash	264	-	-	-
Total Revenues for: 37000 - Garage		264	-	-	-
Disposition Proceeds					
360020	Inv Earn-Residual Cash	550,437	-	-	-
391010	G.O.Bond Proceeds	45,930,000	-	-	-
391080	Premium On Gen Obl Bonds	5,770,992	-	-	-
Total Revenues for: 37100 -		52,251,429	-	-	-
2023 Multipurpose LTGO Bond Fund					
360020	Inv Earn-Residual Cash	(52,192)	-	-	-
Total Revenues for: 37110 - 2023 LTGO		(52,192)	-	-	-

Department of Finance and Administrative Services

Taxable Bond Fund

360900	Miscellaneous Revs-Other Rev	-	2,163,614	-	-
Total Revenues for: 37200 -		-	2,163,614	-	-

2024 Multipurpose LTGO Bond Fund

360900	Miscellaneous Revs-Other Rev	-	300,000	(300,000)	(300,000)
391010	G.O.Bond Proceeds	-	300,000	300,000	300,000
Total Revenues for: 37210 - 2024 LTGO		-	600,000	-	-

Taxable Bond Fund

360900	Miscellaneous Revs-Other Rev	-	-	1,672,560	-
Total Revenues for: 37300 -		-	-	1,672,560	-

2025 Multipurpose LTGO Bond Fund

360900	Miscellaneous Revs-Other Rev	-	-	-	210,000
Total Revenues for: 37400 - 2026		-	-	-	210,000

Multipurpose LTGO Bond Fund

360900	Miscellaneous Revs-Other Rev	-	-	-	2,926,650
Total Revenues for: 37410 - 2026 LTGO Bond		-	-	-	2,926,650

Fund B

360020	Inv Earn-Residual Cash	16,618,431	-	-	-
Total Revenues for: 41000 - Light Fund		16,618,431	-	-	-

360020	Inv Earn-Residual Cash	32,231	-	-	-
Total Revenues for: 48100 - Construction and		32,231	-	-	-

Inspections

330020	Intergov-Revenues	111,080	-	-	-
331110	Direct Fed Grants	231,102	-	-	-
341080	Resale Revenues	28,247	-	-	-
341090	Sales Of Merchandise	44,618	90,000	90,000	90,000
341300	Administrative Fees & Charges	-	-	-	-
341900	General Government-Other Rev	-	-	-	-
342140	Mail Messenger Service Fees	372,521	294,677	294,677	294,677
343010	Architect/Engineering Svc Chrg	11,624,332	3,500,000	4,700,000	4,700,000
343320	Recoveries-Sundry	90	33,000	33,000	33,000
348110	FAS CCM REV - Other Services	84,363,048	92,231,974	89,910,283	95,754,611
348120	FAS CCM Rev - Rent	56,765,612	65,940,331	63,345,967	65,443,236
348130	Isf-Fas Fleets Maint	14,812,068	13,347,410	13,831,063	14,640,015
348140	Isf-Fas Fleets Fuel	9,964,230	10,864,072	10,049,416	10,597,110
348150	Isf-Fas Fleets	13,121,895	14,540,345	16,324,870	17,085,613
350190	Nsf Check Fees	960	-	-	-
360020	Inv Earn-Residual Cash	1,178,927	-	-	-
360220	Interest Earned On Deliquent A	(9,551)	-	-	-

Department of Finance and Administrative Services

360290	Parking Fees	1,219,641	3,737,709	3,944,741	3,944,741
360310	Lt Space/Facilities Leases	2,021,870	-	1,952,749	2,134,635
360350	Other Rents & Use Charges	2,213,630	11,000	11,000	11,000
360380	Sale Of Junk Or Salvage	14,780	-	-	-
360390	Proceeds From Sale Of Assets	-	-	600,000	-
360540	Cashiers Overages & Shortages	(142)	-	-	-
360690	Building/Oth Space Rent	15,278,351	13,979,185	14,326,162	14,945,123
360900	Miscellaneous Revs-Other Rev	5,723,560	2,394,157	2,828,857	2,828,857
367010	Private Grants & Contr	36,720	-	-	-
397000	Operating Transfers In Summ	-	90,000	-	-
397010	Operating Transfers In	1,029,861	791,952	-	-
Total Revenues for: 50300 - Finance and Administrative Services Fund		220,147,452	221,845,811	222,242,784	232,502,620
400000	Use of/Contribution to Fund Balance	-	461,616	4,171,598	3,084,552
Total Resources for:50300 - Finance and Administrative Services Fund		220,147,452	222,307,427	226,414,382	235,587,172
348150	Isf-Fas Fleets	23,010,770	23,101,737	20,838,214	21,475,553
360020	Inv Earn-Residual Cash	1,274,863	-	-	-
360390	Proceeds From Sale Of Assets	1,004,313	773,258	773,258	773,258
360900	Miscellaneous Revs-Other Rev	833,888	-	-	-
Total Revenues for: 50321 - Fleet Capital Fund		26,123,834	23,874,995	21,611,472	22,248,811
400000	Use of/Contribution to Fund Balance	-	8,984,981	4,276,886	(4,148,734)
Total Resources for:50321 - Fleet Capital Fund		26,123,834	32,859,976	25,888,358	18,100,078
360020	Inv Earn-Residual Cash	258,928	-	-	-
397010	Operating Transfers In	4,000,000	4,000,000	4,000,000	4,000,000
Total Revenues for: 50322 - Facility Asset Preservation Fund		4,258,928	4,000,000	4,000,000	4,000,000
360020	Inv Earn-Residual Cash	1,481,610	-	-	-
Total Revenues for: 50410 - Information Technology Fund		1,481,610	-	-	-
360020	Inv Earn-Residual Cash	404,905	-	-	-
Total Revenues for: 61030 - Employees' Retirement Fund		404,905	-	-	-
360020	Inv Earn-Residual Cash	255,440	-	-	-
360230	Dividend Income	252,547	-	-	-
Total Revenues for: 61050 - Fireman's Pension Actuarial		507,987	-	-	-
360020	Inv Earn-Residual Cash	7,749	-	-	-

Department of Finance and Administrative Services

Total Revenues for: 62010 - S.L. Denny Firemen's Relief		7,749	-	-	-
344150	Transit Subsidy	2,904,916	5,210,940	5,403,213	5,565,309
Total Revenues for: 63000 - Transit Benefit Fund		2,904,916	5,210,940	5,403,213	5,565,309
360020	Inv Earn-Residual Cash	14,212	-	-	-
Total Revenues for: 63100 - Fire Fighters Healthcare Fund		14,212	-	-	-
360020	Inv Earn-Residual Cash	1,658	-	-	-
Total Revenues for: 67400 - Housing Loans Escrow Fund		1,658	-	-	-
344900	Transportation-Other Rev	-	470,612	252,149	271,263
360900	Miscellaneous Revs-Other Rev	439,811	-	-	-
Total Revenues for: 67600 - FileLocal Agency Fund		439,811	470,612	252,149	271,263
400000	Use of/Contribution to Fund Balance	-	(3,400)	34	58
Total Resources for: 67600 - FileLocal Agency Fund		439,811	467,212	252,183	271,320
360020	Inv Earn-Residual Cash	134,001	-	-	-
Total Revenues for: 67700 - Regulatory Agency Fund		134,001	-	-	-
360020	Inv Earn-Residual Cash	5,126	-	-	-
Total Revenues for: 70100 - H. H. Dearborn Fund		5,126	-	-	-
360020	Inv Earn-Residual Cash	800	-	-	-
Total Revenues for: 70200 - Beach Maintenance Fund		800	-	-	-
Total FAS Resources		726,749,837	348,738,046	371,027,822	366,456,532

Department of Finance and Administrative Services

Appropriations by Budget Summary Level and Program

FAS - BC-FA-A1IT - Information Technology

The purpose of the Information Technology Budget Summary Level is to replace, upgrade or maintain FAS information technology systems to meet the evolving enterprise activities of the City.

Program Expenditures	2023 Actuals	2024 Adopted	2025 Proposed	2026 Proposed
Information Technology	11,084,329	4,905,823	4,043,169	-
Summit Re-Impl Dept Cap Needs	379,975	-	-	-
Total	11,464,304	4,905,823	4,043,169	-

**FTE totals are provided for informational purposes only. Changes in FTEs resulting from City Council or Human Resources Director actions outside of the budget process may not be detailed here*

The following information summarizes the programs in Information Technology Budget Summary Level:

Information Technology

Expenditures/FTE	2023 Actuals	2024 Adopted	2025 Proposed	2026 Proposed
Information Technology	11,084,329	4,905,823	4,043,169	-

Summit Re-Impl Dept Cap Needs

Expenditures/FTE	2023 Actuals	2024 Adopted	2025 Proposed	2026 Proposed
Summit Re-Impl Dept Cap Needs	379,975	-	-	-

FAS - BC-FA-ADAIMPR - ADA Improvements

The purpose of the ADA Improvements - FAS Budget Summary Level is to update or modify facilities for compliance with the standards contained in the American with Disabilities Act.

Program Expenditures	2023 Actuals	2024 Adopted	2025 Proposed	2026 Proposed
ADA Improvements	749,853	600,000	1,367,000	2,423,000
Total	749,853	600,000	1,367,000	2,423,000

**FTE totals are provided for informational purposes only. Changes in FTEs resulting from City Council or Human Resources Director actions outside of the budget process may not be detailed here*

Department of Finance and Administrative Services

FAS - BC-FA-APSCH1FAC - Asset Preservation - Schedule 1 Facilities

This purpose of the Asset Preservation - Schedule 1 Facilities Budget Summary Level is to provide for long term preservation and major maintenance to the Department of Finance and Administration's schedule 1 facilities. Schedule 1 facilities consist of existing and future office buildings located in downtown Seattle, including but not limited to City Hall, the Seattle Municipal Tower and the Justice Center. Typical improvements may include, but are not limited to, energy efficiency enhancements through equipment replacement, upgrades/repairs to heating/ventilation/air conditioning systems, upgrades/repairs to electrical systems, upgrades/repairs to fire suppression systems, roof repairs or replacement, and structural assessments and repairs. This work ensures the long-term preservation of the operational use of the facilities.

Program Expenditures	2023 Actuals	2024 Adopted	2025 Proposed	2026 Proposed
Asset Preserv_Sch 1 Facilities	10,887,831	8,485,333	6,652,000	6,652,000
Total	10,887,831	8,485,333	6,652,000	6,652,000

**FTE totals are provided for informational purposes only. Changes in FTEs resulting from City Council or Human Resources Director actions outside of the budget process may not be detailed here*

FAS - BC-FA-APSCH2FAC - Asset Preservation - Schedule 2 Facilities

This purpose of the Asset Preservation - Schedule 2 Facilities Budget Summary Level is to provide for long term preservation and major maintenance to the Department of Finance and Administration's schedule 2 facilities. Schedule 2 facilities comprise existing and future structures, shops and yard located throughout Seattle, including but not limited to City vehicle maintenance facilities at Haller Lake and Charles Street, Finance and Administrative Services shops located at Airport Way S., fire stations, police precincts including the animal shelter, and other FAS managed facilities used for City Services. Typical improvements may include, but are not limited to, energy efficiency enhancements through equipment replacement, upgrades/repairs to heating/ventilation/air conditioning systems, upgrades/repairs to electrical systems, upgrades/repairs to fire suppression systems, roof repairs or replacement, and structural assessments and repairs. This work ensures the long-term preservation of the operational use of the facilities.

Program Expenditures	2023 Actuals	2024 Adopted	2025 Proposed	2026 Proposed
Asset Preserv_Sch 2 Facilities	3,601,168	1,954,000	5,912,000	5,487,000
Total	3,601,168	1,954,000	5,912,000	5,487,000

**FTE totals are provided for informational purposes only. Changes in FTEs resulting from City Council or Human Resources Director actions outside of the budget process may not be detailed here*

FAS - BC-FA-EXTPROJ - FAS Oversight-External Projects

The purpose of the FAS Oversight-External Projects Budget Summary Level is to provide a structure for debt financing projects, including information technology projects, for City departments that lack their own capital program.

Program Expenditures	2023 Actuals	2024 Adopted	2025 Proposed	2026 Proposed
FAS Oversight - External Proj	600,836	1,500,000	1,875,661	1,256,473
Total	600,836	1,500,000	1,875,661	1,256,473

**FTE totals are provided for informational purposes only. Changes in FTEs resulting from City Council or Human Resources Director actions outside of the budget process may not be detailed here*

Department of Finance and Administrative Services

FAS - BC-FA-FASPDs - FAS Project Delivery Services

The purpose of the FAS Project Delivery Services Budget Summary Level is to execute capital projects in general government facilities.

Program Expenditures	2023 Actuals	2024 Adopted	2025 Proposed	2026 Proposed
FAS Project Delivery Services	11,624,332	3,500,000	4,700,000	4,700,000
Total	11,624,332	3,500,000	4,700,000	4,700,000

**FTE totals are provided for informational purposes only. Changes in FTEs resulting from City Council or Human Resources Director actions outside of the budget process may not be detailed here*

FAS - BC-FA-GARDENREM - Garden of Remembrance

The purpose of the Garden of Remembrance Budget Summary Level is to provide City support for replacing components of the memorial located at the Benaroya Concert Hall.

Program Expenditures	2023 Actuals	2024 Adopted	2025 Proposed	2026 Proposed
Garden of Remembrance	16,359	32,757	33,000	33,957
Total	16,359	32,757	33,000	33,957

**FTE totals are provided for informational purposes only. Changes in FTEs resulting from City Council or Human Resources Director actions outside of the budget process may not be detailed here*

FAS - BC-FA-GOVTFAC - General Government Facilities - General

The purpose of the General Government Facilities - General Budget Summary Level is to execute capital projects in general government facilities.

Program Expenditures	2023 Actuals	2024 Adopted	2025 Proposed	2026 Proposed
General Govt Facilities	11,620,462	2,432,500	13,341,417	14,707,540
Total	11,620,462	2,432,500	13,341,417	14,707,540

**FTE totals are provided for informational purposes only. Changes in FTEs resulting from City Council or Human Resources Director actions outside of the budget process may not be detailed here*

FAS - BC-FA-NBFIRE - Neighborhood Fire Stations

The purpose of the Neighborhood Fire Stations Budget Summary Level is to replace and renovate fire stations and other emergency response facilities as part of the Fire Facilities and Emergency Response Levy program.

Program Expenditures	2023 Actuals	2024 Adopted	2025 Proposed	2026 Proposed
Neighborhood Fire Stations	4,326,554	5,816,777	6,749,624	6,675,861
Total	4,326,554	5,816,777	6,749,624	6,675,861

**FTE totals are provided for informational purposes only. Changes in FTEs resulting from City Council or Human Resources Director actions outside of the budget process may not be detailed here*

Department of Finance and Administrative Services

FAS - BC-FA-PRELIMENG - Preliminary Engineering

This on-going project funds architectural and engineering services including conceptual planning, design alternative development, and preliminary cost estimating for FAS capital projects and emergent Executive capital initiatives. Typical preliminary design and engineering work includes, but is not limited to, pre-design and analysis of project alternatives, cost estimates, test to fit studies, preliminary schedule development, engineering studies and code compliance, site development planning and conceptual design and financial analysis of capital improvements options in conjunction with FAS and CIP priorities, programs, and initiatives.

Program Expenditures	2023 Actuals	2024 Adopted	2025 Proposed	2026 Proposed
Preliminary Engineering	304,430	-	-	-
Total	304,430	-	-	-

**FTE totals are provided for informational purposes only. Changes in FTEs resulting from City Council or Human Resources Director actions outside of the budget process may not be detailed here*

FAS - BC-FA-PSFACFIRE - Public Safety Facilities Fire

The purpose of the Public Safety Facilities - Fire Budget Summary Level is to renovate, expand, replace, or build fire facilities.

Program Expenditures	2023 Actuals	2024 Adopted	2025 Proposed	2026 Proposed
Public Safety Facilities_Fire	2,181,762	26,209,205	16,760,830	-
Total	2,181,762	26,209,205	16,760,830	-

**FTE totals are provided for informational purposes only. Changes in FTEs resulting from City Council or Human Resources Director actions outside of the budget process may not be detailed here*

FAS - BC-FA-PSFACPOL - Publ Safety Facilities Police

The purpose of the Public Safety Facilities - Police Budget Summary Level is to renovate, expand, replace, or build police facilities.

Program Expenditures	2023 Actuals	2024 Adopted	2025 Proposed	2026 Proposed
Publ Safety Facilities_Police	268,273	4,600,000	-	-
Total	268,273	4,600,000	-	-

**FTE totals are provided for informational purposes only. Changes in FTEs resulting from City Council or Human Resources Director actions outside of the budget process may not be detailed here*

Department of Finance and Administrative Services

FAS - BO-FA-0001 - Citywide Operational Services

The purpose of the Citywide Operational Services Budget Summary Level is to provide Citywide asset management services including facility maintenance and fleet management.

Program Expenditures	2023 Actuals	2024 Adopted	2025 Proposed	2026 Proposed
Billable Services	-	31,707,654	32,833,950	33,873,532
Citywide Asset Services	-	58,434,971	66,874,381	69,337,437
Total	-	90,142,624	99,708,332	103,210,969
Full-time Equivalents Total*	-	239.50	237.50	237.50

**FTE totals are provided for informational purposes only. Changes in FTEs resulting from City Council or Human Resources Director actions outside of the budget process may not be detailed here*

The following information summarizes the programs in Citywide Operational Services Budget Summary Level:

Billable Services

The purpose of the Billable Services Program is to fund on-demand services to City departments.

Expenditures/FTE	2023 Actuals	2024 Adopted	2025 Proposed	2026 Proposed
Billable Services	-	31,707,654	32,833,950	33,873,532
Full Time Equivalents Total	-	29.50	29.50	29.50

Citywide Asset Services

The purpose of the Citywide Asset Services Program is to fund asset management services to City departments.

Expenditures/FTE	2023 Actuals	2024 Adopted	2025 Proposed	2026 Proposed
Citywide Asset Services	-	58,434,971	66,874,381	69,337,437
Full Time Equivalents Total	-	210.00	208.00	208.00

FAS - BO-FA-0002 - Citywide Admin Services

The purpose of the Citywide Admin Services Budget Summary Level is to provide Citywide administrative services such as customer services, purchasing and contracting services, and mail services.

Program Expenditures	2023 Actuals	2024 Adopted	2025 Proposed	2026 Proposed
Citywide Support Services	-	17,752,716	17,234,931	19,059,953
Total	-	17,752,716	17,234,931	19,059,953
Full-time Equivalents Total*	-	90.00	88.00	88.00

**FTE totals are provided for informational purposes only. Changes in FTEs resulting from City Council or Human Resources Director actions outside of the budget process may not be detailed here*

Department of Finance and Administrative Services

FAS - BO-FA-0003 - Office of City Finance

The purpose of the Office of City Finance Budget Summary Level is to provide management of the Citywide financial services such as fiscal policy, debt issuance, and financial monitoring.

Program Expenditures	2023 Actuals	2024 Adopted	2025 Proposed	2026 Proposed
Citywide Financial Services	-	27,174,525	26,608,657	29,100,556
Tax & Fee Collection Services	-	7,795,160	8,730,401	9,332,534
Total	-	34,969,684	35,339,058	38,433,090
Full-time Equivalents Total*	-	132.50	117.00	117.00

**FTE totals are provided for informational purposes only. Changes in FTEs resulting from City Council or Human Resources Director actions outside of the budget process may not be detailed here*

The following information summarizes the programs in Office of City Finance Budget Summary Level:

Citywide Financial Services

The purpose of the Citywide Financial Services Program is to fund financial management and fiscal policy services provided to City departments.

Expenditures/FTE	2023 Actuals	2024 Adopted	2025 Proposed	2026 Proposed
Citywide Financial Services	-	27,174,525	26,608,657	29,100,556
Full Time Equivalents Total	-	95.50	84.00	84.00

Tax & Fee Collection Services

The purpose of the Tax & Fee Collection Services Program is to fund tax and fee collection services.

Expenditures/FTE	2023 Actuals	2024 Adopted	2025 Proposed	2026 Proposed
Tax & Fee Collection Services	-	7,795,160	8,730,401	9,332,534
Full Time Equivalents Total	-	37.00	33.00	33.00

Department of Finance and Administrative Services

FAS - BO-FA-0004 - Other FAS Services

The purpose of the Other FAS Services Budget Summary Level is to provide appropriation for program specific support outside of the direct operations for Finance and Administrative Services.

Program Expenditures	2023 Actuals	2024 Adopted	2025 Proposed	2026 Proposed
Benaroya/Program Specific	-	709,823	734,499	756,534
FileLocal	-	467,212	252,183	271,320
General Fund Revenues	-	(2,707)	29,585	29,751
Wheelchair Accessible Fund	-	2,577,179	1,197,193	1,219,616
Total	-	3,751,507	2,213,460	2,277,222
Full-time Equivalents Total*	-	5.50	4.50	4.50

**FTE totals are provided for informational purposes only. Changes in FTEs resulting from City Council or Human Resources Director actions outside of the budget process may not be detailed here*

The following information summarizes the programs in Other FAS Services Budget Summary Level:

Benaroya/Program Specific

The purpose of the Benaroya/Program Specific Program is to fund special initiatives and contracts on behalf of the City of Seattle.

Expenditures/FTE	2023 Actuals	2024 Adopted	2025 Proposed	2026 Proposed
Benaroya/Program Specific	-	709,823	734,499	756,534

FileLocal

The purpose of the FileLocal Program is to fund the regional shared tax remittance platform hosted by the City of Seattle.

Expenditures/FTE	2023 Actuals	2024 Adopted	2025 Proposed	2026 Proposed
FileLocal	-	467,212	252,183	271,320
Full Time Equivalents Total	-	2.50	1.50	1.50

General Fund Revenues

The purpose of the General Fund Revenues Program is a revenue only repository for non-FAS general fund revenues.

Expenditures/FTE	2023 Actuals	2024 Adopted	2025 Proposed	2026 Proposed
General Fund Revenues	-	(2,707)	29,585	29,751
Full Time Equivalents Total	-	1.00	1.00	1.00

Department of Finance and Administrative Services

Wheelchair Accessible Fund

The purpose of the Wheelchair Accessible Fund Program is to fund the update of ride share vehicles for wheelchair accessibility.

	2023	2024	2025	2026
Expenditures/FTE	Actuals	Adopted	Proposed	Proposed
Wheelchair Accessible Fund	-	2,577,179	1,197,193	1,219,616
Full Time Equivalents Total	-	2.00	2.00	2.00

FAS - BO-FA-0005 - Public Services

The purpose of the Public Services Budget Summary Level is to provide public services such as consumer protection and animal control services.

Program Expenditures	2023	2024	2025	2026
	Actuals	Adopted	Proposed	Proposed
Public Support Services	-	16,924,828	15,913,025	16,505,140
Seattle Animal Shelter	-	7,239,920	7,796,031	8,008,264
Total	-	24,164,749	23,709,056	24,513,404
Full-time Equivalents Total*	-	111.00	112.00	112.00

**FTE totals are provided for informational purposes only. Changes in FTEs resulting from City Council or Human Resources Director actions outside of the budget process may not be detailed here*

The following information summarizes the programs in Public Services Budget Summary Level:

Public Support Services

The purpose of the Public Support Services Program is to fund public outreach and protection services.

	2023	2024	2025	2026
Expenditures/FTE	Actuals	Adopted	Proposed	Proposed
Public Support Services	-	16,924,828	15,913,025	16,505,140
Full Time Equivalents Total	-	66.00	67.00	67.00

Seattle Animal Shelter

The purpose of the Seattle Animal Shelter Program is to fund animal care, sheltering, and control services.

	2023	2024	2025	2026
Expenditures/FTE	Actuals	Adopted	Proposed	Proposed
Seattle Animal Shelter	-	7,239,920	7,796,031	8,008,264
Full Time Equivalents Total	-	45.00	45.00	45.00

Department of Finance and Administrative Services

FAS - BO-FA-0006 - Leadership & Administration

The purpose of the Leadership & Administration Budget Summary Level is to provide appropriation for core management and policy direction for Finance and Administrative Services.

Program Expenditures	2023 Actuals	2024 Adopted	2025 Proposed	2026 Proposed
City Services	-	1,119,992	1,116,246	1,187,641
Debt Service	-	43,045,902	35,683,407	35,977,832
Department Stewardship	-	10,097,982	10,450,523	11,102,895
FAS Internal Service Charges	-	24,831,454	26,260,283	27,819,944
Total	-	79,095,330	73,510,459	76,088,312
Full-time Equivalents Total*	-	59.00	59.00	59.00

**FTE totals are provided for informational purposes only. Changes in FTEs resulting from City Council or Human Resources Director actions outside of the budget process may not be detailed here*

The following information summarizes the programs in Leadership & Administration Budget Summary Level:

City Services

The purpose of the City Services Program is to fund smaller programs providing support to internal and external customers.

Expenditures/FTE	2023 Actuals	2024 Adopted	2025 Proposed	2026 Proposed
City Services	-	1,119,992	1,116,246	1,187,641
Full Time Equivalents Total	-	8.00	8.00	8.00

Debt Service

The purpose of the Citywide Asset Non-Operating Costs Program is to fund the repayment of debt service associated with facility, EV infrastructure, software, and other transfers.

Expenditures/FTE	2023 Actuals	2024 Adopted	2025 Proposed	2026 Proposed
Debt Service	-	43,045,902	35,683,407	35,977,832

Department Stewardship

The purpose of the Department Stewardship Program is to fund core management and policy direction for Finance and Administrative Services.

Expenditures/FTE	2023 Actuals	2024 Adopted	2025 Proposed	2026 Proposed
Department Stewardship	-	10,097,982	10,450,523	11,102,895
Full Time Equivalents Total	-	51.00	51.00	51.00

Department of Finance and Administrative Services

FAS Internal Service Charges

The purpose of the FAS Internal Service Charges Program is to fund internal services costs originating from outside of the department such as allocated costs from the Seattle Department of Human Resources and Seattle Information Technology Department.

Expenditures/FTE	2023 Actuals	2024 Adopted	2025 Proposed	2026 Proposed
FAS Internal Service Charges	-	24,831,454	26,260,283	27,819,944

FAS - BO-FA-BIALID - BIA-LID Administration

#N/A

Program Expenditures	2023 Actuals	2024 Adopted	2025 Proposed	2026 Proposed
BIA-LID Administration	45,438,846	-	-	-
Total	45,438,846	-	-	-

**FTE totals are provided for informational purposes only. Changes in FTEs resulting from City Council or Human Resources Director actions outside of the budget process may not be detailed here*

FAS - BO-FA-BUDCENTR - Leadership and Administration

The purpose of the Leadership and Administration budget summary level is to provide executive, communications, financial, human resource, and business support and strategic planning and analysis to the department. This BSL also supports FAS Citywide, department-wide, and divisional indirect costs, as well as indirect costs related to paid time off and pooled benefits, to meet the City's standard indirect cost model.

Program Expenditures	2023 Actuals	2024 Adopted	2025 Proposed	2026 Proposed
Citywide Indirect Costs	9,171,756	-	-	-
Departmental Indirect Costs	8,781,951	302,392	-	-
Divisional Indirect Costs	5,190,488	-	-	-
Indirect Cost Recovery Offset	1,299	-	-	-
Paid Time Off	(49,469)	-	-	-
Pooled Benefits	12,636,102	-	-	-
Total	35,732,126	302,392	-	-
Full-time Equivalents Total*	75.00	-	-	-

**FTE totals are provided for informational purposes only. Changes in FTEs resulting from City Council or Human Resources Director actions outside of the budget process may not be detailed here*

The following information summarizes the programs in Leadership and Administration Budget Summary Level:

Department of Finance and Administrative Services

Citywide Indirect Costs

	2023 Actuals	2024 Adopted	2025 Proposed	2026 Proposed
Expenditures/FTE				
Citywide Indirect Costs	9,171,756	-	-	-

Departmental Indirect Costs

	2023 Actuals	2024 Adopted	2025 Proposed	2026 Proposed
Expenditures/FTE				
Departmental Indirect Costs	8,781,951	302,392	-	-
Full Time Equivalents Total	51.00	-	-	-

Divisional Indirect Costs

	2023 Actuals	2024 Adopted	2025 Proposed	2026 Proposed
Expenditures/FTE				
Divisional Indirect Costs	5,190,488	-	-	-
Full Time Equivalents Total	24.00	-	-	-

Indirect Cost Recovery Offset

	2023 Actuals	2024 Adopted	2025 Proposed	2026 Proposed
Expenditures/FTE				
Indirect Cost Recovery Offset	1,299	-	-	-

Paid Time Off

	2023 Actuals	2024 Adopted	2025 Proposed	2026 Proposed
Expenditures/FTE				
Paid Time Off	(49,469)	-	-	-

Pooled Benefits

	2023 Actuals	2024 Adopted	2025 Proposed	2026 Proposed
Expenditures/FTE				
Pooled Benefits	12,636,102	-	-	-

FAS - BO-FA-CDCM - Capital Dev and Const Mgmt

The purpose of the Capital Development and Construction Management Budget Summary Level is to provide staffing resources to plan and administer FAS's Capital Improvement Program. Costs are budgeted in FAS's capital project Budget Control Levels.

Program Expenditures	2023 Actuals	2024 Adopted	2025 Proposed	2026 Proposed
Capital Dev and Const Mgmt	-	-	-	-
Total	-	-	-	-
Full-time Equivalents Total*	29.00	-	-	-

**FTE totals are provided for informational purposes only. Changes in FTEs resulting from City Council or Human Resources Director actions outside of the budget process may not be detailed here*

Department of Finance and Administrative Services

FAS - BO-FA-CITYFINAN - City Finance

The purpose of the City Finance Division Budget Summary Level (BSL) is to oversee and provide technical support to the financial affairs of the City. This BSL performs a wide range of technical and operating functions, such as debt issuance and management, Citywide payroll processing, investments, risk management and payment processing services and support to the City Budget Office economic forecasting efforts. In addition, this BSL develops and implements a variety of City financial policies related to the City's revenues, accounting procedures, and risk mitigation. Finally, the BSL provides oversight and guidance to financial reporting, City retirement programs, and public corporations established by the City.

Program Expenditures	2023 Actuals	2024 Adopted	2025 Proposed	2026 Proposed
Business Systems	17,706,218	-	-	-
City Financial Management	1,850,597	-	-	-
Citywide Accounting Services	4,528,362	-	-	-
Revenue Administration	5,514,864	-	-	-
Risk Management Services	1,663,839	-	-	-
Treasury Services	3,806,302	-	-	-
Total	35,070,181	-	-	-
Full-time Equivalents Total*	133.50	-	-	-

**FTE totals are provided for informational purposes only. Changes in FTEs resulting from City Council or Human Resources Director actions outside of the budget process may not be detailed here*

The following information summarizes the programs in City Finance Budget Summary Level:

Business Systems

Expenditures/FTE	2023 Actuals	2024 Adopted	2025 Proposed	2026 Proposed
Business Systems	17,706,218	-	-	-
Full Time Equivalents Total	22.00	-	-	-

City Financial Management

Expenditures/FTE	2023 Actuals	2024 Adopted	2025 Proposed	2026 Proposed
City Financial Management	1,850,597	-	-	-
Full Time Equivalents Total	7.00	-	-	-

Department of Finance and Administrative Services

Citywide Accounting Services

Expenditures/FTE	2023 Actuals	2024 Adopted	2025 Proposed	2026 Proposed
Citywide Accounting Services	4,528,362	-	-	-
Full Time Equivalents Total	33.00	-	-	-

Revenue Administration

Expenditures/FTE	2023 Actuals	2024 Adopted	2025 Proposed	2026 Proposed
Revenue Administration	5,514,864	-	-	-
Full Time Equivalents Total	38.00	-	-	-

Risk Management Services

Expenditures/FTE	2023 Actuals	2024 Adopted	2025 Proposed	2026 Proposed
Risk Management Services	1,663,839	-	-	-
Full Time Equivalents Total	8.50	-	-	-

Treasury Services

Expenditures/FTE	2023 Actuals	2024 Adopted	2025 Proposed	2026 Proposed
Treasury Services	3,806,302	-	-	-
Full Time Equivalents Total	25.00	-	-	-

FAS - BO-FA-CITYSVCS - City Services

The purpose of the City Services Budget Summary Level is to provide accounting support to Finance General, small departments, and executive offices, as well as to the FAS Capital Improvement Program. This BSL also provides other FAS financial and policy support, including labor union policy analysis and support for the for-hire industry.

Program Expenditures	2023 Actuals	2024 Adopted	2025 Proposed	2026 Proposed
City Services	2,089,398	-	-	-
Total	2,089,398	-	-	-
Full-time Equivalents Total*	1.00	-	-	-

**FTE totals are provided for informational purposes only. Changes in FTEs resulting from City Council or Human Resources Director actions outside of the budget process may not be detailed here*

Department of Finance and Administrative Services

FAS - BO-FA-CJ000 - Judgment & Claims Claims

The purpose of the Claim Expenses Budget Summary Level is to pay pending or actual claims and related costs against City government, as authorized by Chapter 5.24 of the Seattle Municipal Code. The Claims Budget Summary Level is supported by the Judgment/Claims Fund of the General Fund.

Program Expenditures	2023 Actuals	2024 Adopted	2025 Proposed	2026 Proposed
GF Claims	3,894,488	3,792,109	7,792,109	3,792,109
Utility Claims Reimbursable	-	1,732,070	1,732,070	1,732,070
Total	3,894,488	5,524,179	9,524,179	5,524,179

**FTE totals are provided for informational purposes only. Changes in FTEs resulting from City Council or Human Resources Director actions outside of the budget process may not be detailed here*

The following information summarizes the programs in Judgment & Claims Claims Budget Summary Level:

GF Claims

Expenditures/FTE	2023 Actuals	2024 Adopted	2025 Proposed	2026 Proposed
GF Claims	3,894,488	3,792,109	7,792,109	3,792,109

Utility Claims Reimbursable

Expenditures/FTE	2023 Actuals	2024 Adopted	2025 Proposed	2026 Proposed
Utility Claims Reimbursable	-	1,732,070	1,732,070	1,732,070

FAS - BO-FA-CPCS - City Purchasing and Contracting Services

The purpose of the City Purchasing and Contracting Services Budget Summary Level is to conduct and administer all bids and contracts for public works and purchases (products, supplies, equipment, and services) on behalf of City departments.

Program Expenditures	2023 Actuals	2024 Adopted	2025 Proposed	2026 Proposed
Contracting Services	6,062,369	-	-	-
Purchasing Services	3,441,646	-	-	-
Total	9,504,015	-	-	-
Full-time Equivalents Total*	49.00	-	-	-

**FTE totals are provided for informational purposes only. Changes in FTEs resulting from City Council or Human Resources Director actions outside of the budget process may not be detailed here*

Department of Finance and Administrative Services

The following information summarizes the programs in City Purchasing and Contracting Services Budget Summary Level:

Contracting Services

Expenditures/FTE	2023 Actuals	2024 Adopted	2025 Proposed	2026 Proposed
Contracting Services	6,062,369	-	-	-
Full Time Equivalents Total	30.00	-	-	-

Purchasing Services

Expenditures/FTE	2023 Actuals	2024 Adopted	2025 Proposed	2026 Proposed
Purchasing Services	3,441,646	-	-	-
Full Time Equivalents Total	19.00	-	-	-

FAS - BO-FA-DEBTBIRF - Bond Interest and Redemption

The purpose of the Bond Interest and Redemption Budget Summary Level is to make certain debt service payments through the Bond Interest and Redemption Fund (BIRF).

Program Expenditures	2023 Actuals	2024 Adopted	2025 Proposed	2026 Proposed
Bond Interest and Redemption	112,563,489	1,470,726	1,146,167	941,184
Total	112,563,489	1,470,726	1,146,167	941,184

**FTE totals are provided for informational purposes only. Changes in FTEs resulting from City Council or Human Resources Director actions outside of the budget process may not be detailed here*

FAS - BO-FA-DEBTISS-L - Debt Issuance Cost - LTGO

The purpose of the Debt Issuance Costs - LTGO Budget Summary Level is to pay debt issuance costs related to Multipurpose Limited Tax General Obligation (LTGO) Debt Issuance.

Program Expenditures	2023 Actuals	2024 Adopted	2025 Proposed	2026 Proposed
LTGO Debt Issuance Cost	326,729	2,450,908	1,672,560	3,136,650
Total	326,729	2,450,908	1,672,560	3,136,650

**FTE totals are provided for informational purposes only. Changes in FTEs resulting from City Council or Human Resources Director actions outside of the budget process may not be detailed here*

Department of Finance and Administrative Services

FAS - BO-FA-DEBTISS-U - Debt Issuance Cost - UTGO

The purpose of the Debt Issuance Costs – UTGO Budget Summary Level is to pay debt issuance costs related to Multipurpose Unlimited Tax General Obligation (UTGO) Debt Issuance.

Program Expenditures	2023 Actuals	2024 Adopted	2025 Proposed	2026 Proposed
UTGO Debt Issuance Cost	203,462	-	1,350,000	-
Total	203,462	-	1,350,000	-

**FTE totals are provided for informational purposes only. Changes in FTEs resulting from City Council or Human Resources Director actions outside of the budget process may not be detailed here*

FAS - BO-FA-DEBTUTGO - UTGO Debt Service

The purpose of the UTGO Debt Service Budget Summary Level is to create the legal appropriations to pay debt service on outstanding Unlimited Tax General Obligation (UTGO) Bonds.

Program Expenditures	2023 Actuals	2024 Adopted	2025 Proposed	2026 Proposed
UTGO Debt Service	56,784,588	16,162,900	16,164,900	16,154,900
Total	56,784,588	16,162,900	16,164,900	16,154,900

**FTE totals are provided for informational purposes only. Changes in FTEs resulting from City Council or Human Resources Director actions outside of the budget process may not be detailed here*

FAS - BO-FA-FACILITY - Facilities Services

The purpose of the Facilities Services Budget Summary Level is to manage most of the City's general government facilities, including the downtown civic campus, police precincts, fire stations, shops and yards, and several parking facilities. Functions include property management, environmental analysis, implementation of environmentally sustainable facility investments, facility maintenance and repair, janitorial services, security services, and event scheduling. The Facility Operations team is also responsible for warehouse, real estate, and mail services throughout the City. These functions promote well-managed, clean, safe, and highly efficient buildings and grounds that house City employees and serve the public.

Program Expenditures	2023 Actuals	2024 Adopted	2025 Proposed	2026 Proposed
Logistics and Emergency Management	8,333,022	-	-	-
Other Facilities Services	1,145,760	-	-	-
Real Estate Services	1,382,745	-	-	-
Space Rent	79,537,986	-	-	-
Total	90,399,512	-	-	-
Full-time Equivalents Total*	100.00	-	-	-

**FTE totals are provided for informational purposes only. Changes in FTEs resulting from City Council or Human Resources Director actions outside of the budget process may not be detailed here*

Department of Finance and Administrative Services

The following information summarizes the programs in Facilities Services Budget Summary Level:

Logistics and Emergency Management

Expenditures/FTE	2023 Actuals	2024 Adopted	2025 Proposed	2026 Proposed
Logistics and Emergency Management	8,333,022	-	-	-
Full Time Equivalents Total	45.00	-	-	-

Other Facilities Services

Expenditures/FTE	2023 Actuals	2024 Adopted	2025 Proposed	2026 Proposed
Other Facilities Services	1,145,760	-	-	-
Full Time Equivalents Total	1.00	-	-	-

Real Estate Services

Expenditures/FTE	2023 Actuals	2024 Adopted	2025 Proposed	2026 Proposed
Real Estate Services	1,382,745	-	-	-
Full Time Equivalents Total	9.00	-	-	-

Space Rent

Expenditures/FTE	2023 Actuals	2024 Adopted	2025 Proposed	2026 Proposed
Space Rent	79,537,986	-	-	-
Full Time Equivalents Total	45.00	-	-	-

FAS - BO-FA-FILELOC - FileLocal Agency

The purpose of the FileLocal Agency Budget Summary Level is to execute the City's response to the Washington Multi-City Business License and Tax Portal Agency Interlocal Agreement. The City of Seattle will be reimbursed by the agency for all costs.

Program Expenditures	2023 Actuals	2024 Adopted	2025 Proposed	2026 Proposed
FileLocal Agency Fund	441,942	-	-	-
Total	441,942	-	-	-
Full-time Equivalents Total*	2.50	-	-	-

**FTE totals are provided for informational purposes only. Changes in FTEs resulting from City Council or Human Resources Director actions outside of the budget process may not be detailed here*

Department of Finance and Administrative Services

FAS - BO-FA-FLEETCAP - Fleet Capital Program

The purpose of the Fleet Capital Program Budget Summary Level is to manage City of Seattle Fleet Replacement, including the purchase and disposal of vehicles owned by the Department of Finance and Administrative Services (FAS) and the administration of the Fleet Replacement Capital Reserve.

Program Expenditures	2023 Actuals	2024 Adopted	2025 Proposed	2026 Proposed
Fleet Capital Program	26,468,276	32,859,976	25,888,358	18,100,078
Total	26,468,276	32,859,976	25,888,358	18,100,078

**FTE totals are provided for informational purposes only. Changes in FTEs resulting from City Council or Human Resources Director actions outside of the budget process may not be detailed here*

FAS - BO-FA-FLEETS - Fleet Services

The purpose of the Fleet Services Budget Summary Level is to provide fleet vehicles to City departments, assess and implement environmental initiatives related to both the composition of the City's fleet and the fuels that power it, actively manage and maintain the fleet, procure and distribute fuel, and operate a centralized motor pool. The goal of these functions is to create and support an environmentally responsible and cost-effective Citywide fleet that helps all City departments carry out their work as efficiently as possible.

Program Expenditures	2023 Actuals	2024 Adopted	2025 Proposed	2026 Proposed
Motorpool	647,569	-	-	-
Vehicle Fueling	9,825,545	-	-	-
Vehicle Leasing	1,718,242	-	-	-
Vehicle Maintenance	25,787,856	-	-	-
Total	37,979,213	-	-	-
Full-time Equivalents Total*	126.00	-	-	-

**FTE totals are provided for informational purposes only. Changes in FTEs resulting from City Council or Human Resources Director actions outside of the budget process may not be detailed here*

The following information summarizes the programs in Fleet Services Budget Summary Level:

Motorpool

Expenditures/FTE	2023 Actuals	2024 Adopted	2025 Proposed	2026 Proposed
Motorpool	647,569	-	-	-
Full Time Equivalents Total	3.00	-	-	-

Department of Finance and Administrative Services

Vehicle Fueling

	2023	2024	2025	2026
Expenditures/FTE	Actuals	Adopted	Proposed	Proposed
Vehicle Fueling	9,825,545	-	-	-
Full Time Equivalents Total	3.00	-	-	-

Vehicle Leasing

	2023	2024	2025	2026
Expenditures/FTE	Actuals	Adopted	Proposed	Proposed
Vehicle Leasing	1,718,242	-	-	-
Full Time Equivalents Total	6.00	-	-	-

Vehicle Maintenance

	2023	2024	2025	2026
Expenditures/FTE	Actuals	Adopted	Proposed	Proposed
Vehicle Maintenance	25,787,856	-	-	-
Full Time Equivalents Total	114.00	-	-	-

FAS - BO-FA-INDGTDEF - Indigent Defense Services

The purpose of the Indigent Defense Services Budget Summary Level is to secure legal defense services, as required by State law, for indigent people facing criminal charges in Seattle Municipal Court. Funding is also provided for a pilot program offering civil legal representation to indigent defendants.

Program Expenditures	2023	2024	2025	2026
	Actuals	Adopted	Proposed	Proposed
Indigent Defense Services	10,854,434	13,606,474	14,110,581	14,130,745
Total	10,854,434	13,606,474	14,110,581	14,130,745

**FTE totals are provided for informational purposes only. Changes in FTEs resulting from City Council or Human Resources Director actions outside of the budget process may not be detailed here*

FAS - BO-FA-JAILSVCS - Jail Services

The purpose of the Jail Services Budget Summary Level is to provide for the booking, housing, transporting, and guarding of City inmates. The jail population, for which the City pays, are adults charged with or convicted of misdemeanor crimes alleged to have been committed within the Seattle city limits.

Program Expenditures	2023	2024	2025	2026
	Actuals	Adopted	Proposed	Proposed
Jail Services	19,562,017	22,439,147	27,201,076	28,074,920
Total	19,562,017	22,439,147	27,201,076	28,074,920

**FTE totals are provided for informational purposes only. Changes in FTEs resulting from City Council or Human Resources Director actions outside of the budget process may not be detailed here*

Department of Finance and Administrative Services

FAS - BO-FA-JR000 - Judgment & Claims Litigation

The purpose of the Litigation Expenses Budget Summary Level is to pay anticipated, pending or actual judgments, claims payments, advance claims payments, and litigation expenses incurred while defending the City from judgments and claims. The Litigation Expenses Budget Summary Level is supported by the Judgment/Claims Fund of the General Fund.

Program Expenditures	2023 Actuals	2024 Adopted	2025 Proposed	2026 Proposed
GF Expenses	7,575,889	7,053,814	7,053,814	7,053,814
GF Judgments	23,200,778	21,297,023	23,866,958	21,598,383
Utility Expenses Reimbursable	114,337	2,468,932	2,468,932	2,468,932
Utility Judgments Reimbursable	-	3,580,747	3,580,747	3,580,747
Total	30,891,005	34,400,516	36,970,451	34,701,876

**FTE totals are provided for informational purposes only. Changes in FTEs resulting from City Council or Human Resources Director actions outside of the budget process may not be detailed here*

The following information summarizes the programs in Judgment & Claims Litigation Budget Summary Level:

GF Expenses

Expenditures/FTE	2023 Actuals	2024 Adopted	2025 Proposed	2026 Proposed
GF Expenses	7,575,889	7,053,814	7,053,814	7,053,814

GF Judgments

Expenditures/FTE	2023 Actuals	2024 Adopted	2025 Proposed	2026 Proposed
GF Judgments	23,200,778	21,297,023	23,866,958	21,598,383

Utility Expenses Reimbursable

Expenditures/FTE	2023 Actuals	2024 Adopted	2025 Proposed	2026 Proposed
Utility Expenses Reimbursable	114,337	2,468,932	2,468,932	2,468,932

Utility Judgments Reimbursable

Expenditures/FTE	2023 Actuals	2024 Adopted	2025 Proposed	2026 Proposed
Utility Judgments Reimbursable	-	3,580,747	3,580,747	3,580,747

Department of Finance and Administrative Services

FAS - BO-FA-JR010 - Judgment & Claims General Legal

The purpose of the General Legal Expenses Budget Summary Level is to pay legal costs associated with litigation or potential litigation involving the City, where the City is a party or potential party in a legal action, or other special projects that need legal review. The General Legal Expenses Budget Summary Level is supported by the Judgment/Claims Fund of the General Fund.

Program Expenditures	2023 Actuals	2024 Adopted	2025 Proposed	2026 Proposed
GF General Legal	-	88,321	-	-
Total	-	88,321	-	-

**FTE totals are provided for informational purposes only. Changes in FTEs resulting from City Council or Human Resources Director actions outside of the budget process may not be detailed here*

FAS - BO-FA-JR020 - Judgment & Claims Police Action

The purpose of the Police Action Expenses Budget Summary Level is to pay pending or actual settlements and judgments against the City related to police action cases, or pay related costs to investigate and defend the City against claims and judgments related to police action cases. The Police Action Expenses Budget Summary Level is supported by the Judgment/Claims Fund of the General Fund.

Program Expenditures	2023 Actuals	2024 Adopted	2025 Proposed	2026 Proposed
GF Police Action	8,050,574	6,370,021	10,370,021	6,370,021
Total	8,050,574	6,370,021	10,370,021	6,370,021

**FTE totals are provided for informational purposes only. Changes in FTEs resulting from City Council or Human Resources Director actions outside of the budget process may not be detailed here*

FAS - BO-FA-OCS - Office of Constituent Services

The purpose of the Office of Constituent Services Budget Summary Level is to lead City departments to improve on consistently providing services that are easily accessible, responsive and fair. This includes assistance with a broad range of City services, such as transactions, information requests and complaint investigations. This BSL includes the City's Customer Service Bureau, the Neighborhood Payment and Information Service centers, Citywide public disclosure responsibilities and service-delivery analysts.

Program Expenditures	2023 Actuals	2024 Adopted	2025 Proposed	2026 Proposed
Office of Constituent Services	4,719,458	-	-	-
Total	4,719,458	-	-	-
Full-time Equivalents Total*	36.50	-	-	-

**FTE totals are provided for informational purposes only. Changes in FTEs resulting from City Council or Human Resources Director actions outside of the budget process may not be detailed here*

Department of Finance and Administrative Services

FAS - BO-FA-RCCP - Regulatory Compliance and Consumer Protection

The purpose of the Regulatory Compliance and Consumer Protection Budget Summary Level is to support City services and regulations that attempt to provide Seattle consumers with a fair and well-regulated marketplace. Expenditures from this BSL include support for taxicab inspections and licensing, the weights and measures inspection program, vehicle impound and consumer complaint investigation.

Program Expenditures	2023 Actuals	2024 Adopted	2025 Proposed	2026 Proposed
RCCP - ICMS System Work	570	-	-	-
Reg Compl & Consumr Protection	5,678,173	-	-	-
Total	5,678,743	-	-	-
Full-time Equivalents Total*	39.00	-	-	-

**FTE totals are provided for informational purposes only. Changes in FTEs resulting from City Council or Human Resources Director actions outside of the budget process may not be detailed here*

The following information summarizes the programs in Regulatory Compliance and Consumer Protection Budget Summary Level:

RCCP - ICMS System Work

Expenditures/FTE	2023 Actuals	2024 Adopted	2025 Proposed	2026 Proposed
RCCP - ICMS System Work	570	-	-	-

Reg Compl & Consumr Protection

Expenditures/FTE	2023 Actuals	2024 Adopted	2025 Proposed	2026 Proposed
Reg Compl & Consumr Protection	5,678,173	-	-	-
Full Time Equivalents Total	39.00	-	-	-

FAS - BO-FA-SAS - Seattle Animal Shelter

The purpose of the Seattle Animal Shelter Budget Summary Level is to provide animal care, enforcement, and spay and neuter services in Seattle to control pet overpopulation and foster public safety. The shelter also provides volunteer and foster care programs which enables the citizens of Seattle to donate both time and resources and engage in activities which promote animal welfare in Seattle.

Program Expenditures	2023 Actuals	2024 Adopted	2025 Proposed	2026 Proposed
Seattle Animal Shelter	5,131,488	-	-	-
Total	5,131,488	-	-	-
Full-time Equivalents Total*	41.00	-	-	-

**FTE totals are provided for informational purposes only. Changes in FTEs resulting from City Council or Human Resources Director actions outside of the budget process may not be detailed here*

Department of Finance and Administrative Services

FAS - BO-FA-TRNSTBNFT - Transit Benefit

The purpose of the Transit Benefit Budget Summary Level is to pay for the transit benefits offered to City employees. The Transit Benefit Fund receives payments from Finance General and fee supported departments to pay for reduced cost King County Metro and other regional transit passes and related administrative expenses.

Program Expenditures	2023 Actuals	2024 Adopted	2025 Proposed	2026 Proposed
Employee Transit Benefits	2,744,606	5,210,940	5,403,213	5,565,309
Total	2,744,606	5,210,940	5,403,213	5,565,309

**FTE totals are provided for informational purposes only. Changes in FTEs resulting from City Council or Human Resources Director actions outside of the budget process may not be detailed here*

FAS - BO-FA-WATERFRNT - Central Waterfront Improvement Program Financial Support

The purpose of the Central Waterfront Improvement Program Financial Support Budget Summary Level is to provide resources to the City Finance Division for the development of funding mechanisms for the Central Waterfront Improvement Program. This BSL is funded by the Central Waterfront Improvement Fund (Fund 35900).

Program Expenditures	2023 Actuals	2024 Adopted	2025 Proposed	2026 Proposed
Central Waterfront Improvement	15,596	-	-	-
Total	15,596	-	-	-

**FTE totals are provided for informational purposes only. Changes in FTEs resulting from City Council or Human Resources Director actions outside of the budget process may not be detailed here*

FAS - BO-FA-WHLCHR - Wheelchair Accessible Services

The purpose of the Wheelchair Accessible Services Budget Summary Level is to disburse monies collected on every taxi, for hire and Transportation Network Company (TNC) trip that originates in the city of Seattle. This BSL is funded by the Wheelchair Accessibility Disbursement Fund.

Program Expenditures	2023 Actuals	2024 Adopted	2025 Proposed	2026 Proposed
Wheelchair Accessible Svcs	1,098,383	-	-	-
Total	1,098,383	-	-	-
Full-time Equivalents Total*	2.00	-	-	-

**FTE totals are provided for informational purposes only. Changes in FTEs resulting from City Council or Human Resources Director actions outside of the budget process may not be detailed here*

Finance General

Dan Eder, Interim Director

(206) 615-1962

<http://www.seattle.gov/city-budget-office/>

Department Overview

Finance General is controlled by the City Budget Office and provides a mechanism for allocating General Fund and other central resources to reserve and bond redemption funds, City departments, and certain programs where the City Council, Mayor, or City Budget Office need additional oversight.

Budget Snapshot

	2023 Actuals	2024 Adopted	2025 Proposed	2026 Proposed
Department Support				
General Fund Support	218,637,416	228,289,672	239,737,090	224,324,233
Other Funding - Operating	111,615,215	113,736,233	326,783,729	266,317,502
Total Operations	330,252,631	342,025,905	566,520,819	490,641,735
Total Appropriations	330,252,631	342,025,905	566,520,819	490,641,735

Budget Overview

Finance General serves as a central repository for ongoing City costs; including General Fund contributions to the operations of City departments, debt service payments made from centrally-managed funds and contributions to outside organizations. It also provides a mechanism to hold appropriations temporarily until the City determines the appropriate managing department; to execute complex transfers of funds; to act as a contingency reserve to respond to unpredictable situations; and, to cover costs that vary with economic conditions.

Finance General is the mechanism to transfer General Fund resources to the following departments:

- Seattle Public Library;
- Office of Labor Standards;
- Police Pension;
- Fire Pension;
- Finance and Administrative Services; and
- Information Technology.

Finance General

Incremental Budget Changes

Finance General

	Dollars	FTE
2024 Adopted Budget	342,025,905	-
Baseline		
Removal of One-Time Items	(10,493,980)	-
Finance General Project and Org Budget Clean-up	1,856	-
Align Baseline Contributions to Stabilization Funds to Financial Plans	(2,976,596)	-
Align Payroll Expense Tax Transfers for Baseline Assumptions	(85,253,126)	-
Bargained Annual Wage and Market Wage Increases to Base Budget	7,325,159	-
Baseline Alignment of Utility Reserves	820,000	-
Reduce Fleet Vendor Maintenance Reserve	(1,300,000)	-
Citywide Adjustments for Standard Cost Changes	594,707	-
Proposed Operating		
Align General Fund Contribution for Seattle Public Library and Office of Labor Standards	(2,019,233)	-
Align Payroll Expense Tax Contribution to General Fund for Administrative Costs	2,543,317	-
Continue Community Roots Loan Payment Forgiveness	333,333	-
Create 2026 World Cup Planning and Operations Reserve	2,000,000	-
Create Enhanced Public Safety Streetlight Reserve	1,000,000	-
Create Sound Transit 3 Staffing Reserve	5,219,974	-
Gambling Tax - Fully Exempt Non-Profit Raffles and Bingo Games	-	-
Final Alignment of Street Lighting Reserves	300,000	-
Increase 2026 Elections Reserve for Implementation of Ranked Choice Voting	-	-
Increase Appropriation for Citywide Insurance Costs	3,700,000	-
Increase Election Reserve for Social Housing I-137 Election Cost	1,500,000	-
Increase Judgment and Claims General Fund Contribution	14,100,000	-
Increase Puget Sound Clean Air Agency Reserve	56,000	-
Increase Reserve for Tax Rebate Interest	775,000	-
Payroll Expense Tax Contribution to General Fund	287,000,000	-
Reduce High Barrier Working Group Reserve	(400,000)	-
Reduce Reserve for City Hall Security	(490,000)	-
Shift Gambling Tax from Quarterly to Annual Filing	-	-
Transfer Funding from Trial Court Improvement Account Reserve to Seattle Municipal Court	(104,222)	-
Proposed Technical		
Align Arena Payment Reserve with August Revenue Forecast	1,082,000	-
Align General Fund Contribution for Fire and Police Pension Departments	(1,585,518)	-

Finance General

	Dollars	FTE
Align Debt Service Appropriations with 2025 and 2026 Assumptions	(177,578)	-
Final Alignment of Emergency Fund and Revenue Stabilization Fund Contributions	407,443	-
Final Adjustments for Standard Cost Changes	536,378	-
Fund Balancing Entries	-	-
Total Incremental Changes	\$224,494,914	-
Total 2025 Proposed Budget	\$566,520,819	-

Description of Incremental Budget Changes

Baseline

Removal of One-Time Items

Expenditures \$(10,493,980)

This technical modification removes one-time revenues, expenditures and fund balancing entries from the 2025-2026 baseline budget for Finance General.

Finance General Project and Org Budget Clean-up

Expenditures \$1,856

This item changes budgetary data in the City's Questica budget development system to align with how expenditures occur in the accounting system. Recurring reserves were rounded to the nearest thousand resulting in minor changes to the budget overall.

Align Baseline Contributions to Stabilization Funds to Financial Plans

Expenditures \$(2,976,596)

Revenues \$(2,976,596)

This adjustment aligns the 2025 and 2026 General Fund contribution to the Revenue Stabilization Fund and Emergency Fund to the financial plans for each fund during the baseline budget phase.

Align Payroll Expense Tax Transfers for Baseline Assumptions

Expenditures \$(85,253,126)

Revenues \$(85,253,126)

This item adjusts the Payroll Expense Tax (PET) transfer to General Fund and to the Sweetened Beverage Tax Fund to a baseline assumption in advance of proposed budget planning leaving only a baseline amount for ongoing administrative costs. The final PET transfer has been included in Operating changes for Finance General.

Bargained Annual Wage and Market Wage Increases to Base Budget

Expenditures \$7,325,159

This centrally administered change adjusts appropriations to reflect the Annual Wage Increases and Market Adjustments, as outlined in the agreements between the City and the Coalition of Unions or other standalone Unions,

Finance General

for personnel costs included in this department's baseline budget. This includes increases to salary, FICA, Medicare, retirement, overtime and temporary labor. This increase supports cash transfers to the Seattle Public Library, Office of Labor Standards, Police and Fire Pension Funds to support their increased needs.

Baseline Alignment of Utility Reserves

Expenditures	\$820,000
--------------	-----------

This item increases budget authority to pay General Fund costs related to increases in street lighting and fire hydrant costs in 2025 and 2026. This change reflects early estimates during the baseline budget process.

Reduce Fleet Vendor Maintenance Reserve

Expenditures	\$(1,300,000)
--------------	---------------

This item reduces the General Fund reserve related to fleet vendor maintenance costs in 2025 and 2026. The amount held in Finance General reserve is for unanticipated costs to the General Fund as a result of higher expected costs. FAS has adjusted the expected forecast of these costs as well as the proportion that should be attributed to the General Fund. The remaining reserve for these costs is \$500,000 in both 2025 and 2026.

Citywide Adjustments for Standard Cost Changes

Expenditures	\$594,707
--------------	-----------

Citywide technical adjustments made in the baseline phase reflect changes to internal services costs, including rates from the Department of Finance & Administrative Services, Seattle Information Technology Department, Seattle Department of Human Resources, and for healthcare, retirement, and industrial insurance charges for the department. These adjustments reflect initial assumptions about these costs and inflators early in the budget process. The amount in Finance General also includes appropriations in the General Fund to transfer resources to City departments that do not spend funds directly out of the General Fund.

Proposed Operating

Align General Fund Contribution for Seattle Public Library and Office of Labor Standards

Expenditures	\$(2,019,233)
--------------	---------------

This item adjusts General Fund contributions to the Seattle Public Library Fund and Office of Labor Standards Fund to account for budgetary decisions made during the Proposed Budget process. It includes reductions for budgetary changes as well as adjustment to account for use of fund balance or other revenues to these funds. The total General Fund contribution to the Office of Labor Standards Fund is \$7.3 million in 2025 and \$8.2 million in 2026. The total General Fund contribution to the Seattle Public Library Fund is \$64.4 million in 2025 and \$71.5 million in 2026.

Align Payroll Expense Tax Contribution to General Fund for Administrative Costs

Expenditures	\$2,543,317
Revenues	\$2,543,317

This item increases the Payroll Expense Tax contribution to the General Fund for administrative costs related to the fund and for the evaluation of programs funded by Payroll Expense Tax proceeds. As part of this increase, approximately \$775,000 of the contribution will support an increase to the Tax Rebate Interest Reserve in Finance General. See related change Increase Reserve for Tax Rebate Interest. This increase also provides resources to the General Fund for an anticipated PET evaluation and overall administration of the tax across direct service and central service departments. The 2025-26 Proposed Budget increases the total amount of Payroll Tax for administration and evaluation from approximately \$7 million to \$9.6 million.

Finance General

Continue Community Roots Loan Payment Forgiveness

Expenditures \$333,333

This item continues the \$333,000 Payroll Expense Tax (PET) Fund transfer to General Fund to support the forgiveness of the General Fund loan provided to Community Roots Housing (CRH) for 2025 and 2026. In 2020, the City provided a \$1 million GF supported, three-year loan to CRH to help mitigate the financial impacts of the COVID-19 pandemic. In 2024, the City forgave the first year's repayment and used PET funding to backfill revenue to the General Fund. The proposed budget forgives the remaining loan payments in 2025 and 2026 and backfills the General Fund with PET revenue.

Create 2026 World Cup Planning and Operations Reserve

Expenditures \$2,000,000

In 2026, Seattle will host several World Cup matches. The City of Seattle is working with the local organizing committee on the reimbursement of costs incurred by the City to prepare for and provide support during the matches. This item creates a reserve using Payroll Expense Tax proceeds for economic development to cover any costs that are not fully reimbursed or deemed ineligible for reimbursement.

Create Enhanced Public Safety Streetlight Reserve

Expenditures \$1,000,000

This item provides \$1,000,000 annually to install new streetlights in areas experiencing high crime rates to enhance public safety.

Create Sound Transit 3 Staffing Reserve

Expenditures \$5,219,974

This adjustment creates Payroll Expense Tax-Green New Deal (PET-GND) and Seattle Transportation Benefit District (STBD) reserves in Finance General for projected staffing costs associated with Sound Transit 3 (ST3) implementation in 2025 and 2026, demonstrating the City's partnership and commitment to Sound Transit. This funding is being held in reserve pending finalization of a staffing plan. Total funding is \$5.2 million in 2025 and \$6.8 million in 2026. The STBD funding is \$3.78 million in 2025 and \$5.2 million in 2026 and one-time for the biennium. It will come from sales tax contributions from the Seattle Transit Measure. The PET-GND funding is \$1.4 million in 2025 and \$1.6 million in 2026 and is ongoing. Currently, 28 staff across multiple departments dedicate all or part of their time to the ST3 program. This reserve would fund approximately 51 additional staff in multiple departments to support on schedule delivery of ST3 projects while ensuring compliance with relevant statutes and codes and upholding the 2018 Partnering Agreement. Sound Transit 3 is the largest infrastructure program in Seattle's history. Its high-capacity transit investments, including the mega-projects of West Seattle Link Extension (WSLE) and Ballard Link Extension (BLE), will occur over the next four years as projects move from planning phases to final design, permitting, and construction.

Gambling Tax - Fully Exempt Non-Profit Raffles and Bingo Games

Revenues \$(100,000)

This item reduces gambling tax revenues by \$100,000 because of eliminating the 5% tax on 50/50 raffles and bingo games operated by non-profits.

Finance General

Final Alignment of Street Lighting Reserves

Expenditures \$300,000

Finance General holds a General Fund reserve to pay for general City streetlights. While this item was adjusted during the baseline phase, additional appropriation is required to align to final Seattle City Light rate and billing estimations. The 2025 and 2026 cost increases are mainly due to overall increases in the maintenance and capital replacement costs of streetlights. The total streetlight support is estimated to be \$15.5 million in 2025 and \$16.7 million in 2026.

Increase 2026 Elections Reserve for Implementation of Ranked Choice Voting

Expenditures -

In November 2022, Seattle voters approved a ballot measure to use Ranked Choice Voting (RCV) in Primary Elections for City of Seattle offices, including the Mayor, City Attorney, and City Council. The August 2027 Primary will be the first election using RCV. King County has notified the City of necessary implementation and ongoing election costs associated with this change. This adjustment creates a \$1.2 million reserve in 2026 for anticipated King County costs related to implementing ranked choice voting which are paid by Finance General. In 2027, this funding will be used to pay for increase election costs associated with RCV.

Increase Appropriation for Citywide Insurance Costs

Expenditures \$3,700,000

Finance General holds the reserve used to pay Citywide insurance premiums. Premiums have trended higher in recent years, driven by volatility in the excess liability insurance market. Accordingly, further growth is built into the budget for 2025 and 2026, which totals \$19 million and \$22 million, respectively.

Increase Election Reserve for Social Housing I-137 Election Cost

Expenditures \$1,500,000

This item increases the City's election costs reserve in anticipation of a special election in early 2025 related to Social Housing I-137. The estimated cost of this election is higher than August primary and November general election costs due to the limited number of government agencies who participate, reducing the spread of election costs among affected jurisdictions.

Increase Judgment and Claims General Fund Contribution

Expenditures \$14,100,000

Per Resolution 31847, budget appropriation for the Judgment and Claims Fund must be set at the 90% confidence level of meeting actual expenditures as estimated by the City's actuaries every year. This item adds a one-time appropriation of \$14,100,000 to Judgment and Claims to achieve the 90% confidence level for 2025. Recent actuarial estimates have been driven to a new high by the extraordinary and growing expenses the fund has incurred since 2021 but are expected to moderate in the next few years.

Increase Puget Sound Clean Air Agency Reserve

Expenditures \$56,000

This item increases the reserve for the City's Puget Sound Clean Air Agency annual assessment. The City is billed annually for a "supplemental income" assessment as per RCW 70A.15.1590 for air quality management in our region. The City's portion of the supplemental income is based on a formula using population and assessed valuation of taxable property, as defined by the Washington State Clean Air Act (RCW 70A.15.1600) and is paid by the General Fund. The estimated assessment is \$877,000 in 2025 and \$927,000 in 2026.

Finance General

Increase Reserve for Tax Rebate Interest

Expenditures	\$775,000
--------------	-----------

The City of Seattle as a tax collector has an obligation to provide interest on tax refunds due to overpayment and/ or audit findings. The use of this reserve has steadily increased as the City has implemented new taxes with complex payment requirements. A portion of this growth is directly attributable to the implementation of the Payroll Expense Tax. In 2025 and 2026, the reserve for these payments is being increased by \$775,000 per year backed by increased contributions from the Payroll Expense Tax (PET) to the General Fund. During this time, CBO will monitor actual refunds by tax type to determine the proportional share between the General Fund and PET.

Payroll Expense Tax Contribution to General Fund

Expenditures	\$287,000,000
Revenues	\$287,000,000

The City's 2025-2026 Proposed Budget appropriates approximately \$233 million in 2025 and \$239 million in 2026 in Payroll Expense Tax (PET) proceeds to departments. This item transfers PET revenue above department programmed expenses to the General Fund to support general operating expenses. In 2025, the total transfer is \$287 million which includes \$85 million in one-time 2023 fund balance and \$202 million for expected 2025 revenue collections above programming. The expected PET transfer is \$223 million in 2026.

Reduce High Barrier Working Group Reserve

Expenditures	\$(400,000)
--------------	-------------

In 2019, then Mayor Jenny Durkan convened the High Barrier Individuals Working Group, an interagency group including King County, in response to heightened community conversations around public safety and individuals repeatedly caught in a cycle of criminal justice, social services and community incidents. The group developed four new pilot programs to address these issues including the 'West Wing' proposal. The proposal appropriated \$2 million capital (REET unrestricted) and \$400K in on-going operating costs in 2020 in Finance General for a comprehensive place-based treatment center at the King County Jail. The project has been repeatedly delayed due to COVID and the current use of the West Wing space as a shelter run by DESC. The shelter was to move to SODO, but that large scale project was rejected by the CID. The King County Budget Office does not have any assumptions in the 2025 proposed budget related to this project. The City General Fund reserve is being reduced to redirect resources to other priorities. The \$2 million REET reserve was lapsed at the end of 2023 and returned to fund balance.

Reduce Reserve for City Hall Security

Expenditures	\$(490,000)
--------------	-------------

Finance General was holding an annual reserve for implementation and operational costs as a result of City Hall security upgrades. After an investigation of ongoing needs, evaluation of required capital improvements, and existing budget, the Department of Finance and Administration (FAS) determined that it could make required changes within existing budget authority. This appropriation was from the FAS Fund - 50300.

Shift Gambling Tax from Quarterly to Annual Filing

Revenues	\$(325,000)
----------	-------------

This item captures the reduction of tax revenue of \$325,000 in 2025 resulting from a shift from quarterly to annual filing for gambling taxes. This administrative change is under the authority of the City Finance Director and will result in reduced manual tax return processing. Payments for annually filed obligations are not due until April of the following year, meaning this process change will permanently shift revenue collections forward one year and no revenues will be collected in 2025.

Finance General

Transfer Funding from Trial Court Improvement Account Reserve to Seattle Municipal Court

Expenditures \$(104,222)

This change request reduces the Trial Court Improvement Account fund balance in Finance General and allocates one-time resources to the Seattle Municipal Court (SMC) in 2025 for a finance and budget consultant to advance their organization transformation in support of the new case management system. The court is recasting their organization and its internal administrative systems to support the new case management system. Finance General holds \$150,000 for SMC each year plus any prior year balance. This transfers \$104,222 of the 2025 balance. A change to appropriation authority is listed in the SMC budget section.

Proposed Technical

Align Arena Payment Reserve with August Revenue Forecast

Expenditures \$1,082,000

This adjustment aligns appropriations from the General Fund, Arts and Culture Fund, and Transportation Fund with the anticipated rental adjustment payments related to the Seattle Arena Company, LLC Agreement in 2025 and 2026. The total estimated payment amounts are based on the August Revenue Forecast, totaling \$15.1 million in 2025 and \$14.5 million in 2026.

Align General Fund Contribution for Fire and Police Pension Departments

Expenditures \$(1,585,518)

This item is the final alignment of General Fund need for these departments based on estimated operating costs and available fund balance in the department specific funds for 2025 and 2026. General Fund transfers to the pension funds occur monthly during the fiscal year. The total contribution to the Firefighters' Pension Fund in 2025 and 2026 is \$25.2 million and \$25.5 million, respectively. The total contribution to the Police Relief and Pension Fund in 2025 is \$16.1 million and in 2026 is \$15.8 million.

Align Debt Service Appropriations with 2025 and 2026 Assumptions

Expenditures \$(177,578)

Finance General debt service reserves for various funds have been updated to reflect anticipated needs in 2025 and 2026. These amounts are updated annually based on former and current project debt service requirements.

Final Alignment of Emergency Fund and Revenue Stabilization Fund Contributions

Expenditures \$407,443

Revenues \$407,443

This adjustment aligns the Emergency Fund and Revenue Stabilization Fund contributions from General Fund related to the August Revenue Forecast updates. The total contribution amounts to the Emergency Fund are \$12.7 million and \$2.4 million in 2025 and 2026, respectively. For the Revenue Stabilization Fund, the 2025 contribution is \$1.1 million and the 2026 contribution is \$2.4 million.

Final Adjustments for Standard Cost Changes

Expenditures \$536,378

Citywide technical adjustments made in the proposed phase reflect changes to internal services costs, including rates from the Department of Finance & Administrative Services, Seattle Information Technology Department, Seattle Department of Human Resources, and for healthcare for the department. These adjustments reflect final decisions about these costs made during the Proposed Phase of the budget process.

Finance General

Fund Balancing Entries

Revenues \$(19,822,650)

This is a technical item to record a fund balancing entry for the General Fund, Payroll Tax Fund, Sweetened Beverage Tax Fund, Short-Term Rental Tax Fund, Real Estate Excise Tax Funds, Emergency Fund, Revenue Stabilization Fund, and Bond Funds which are multi-departmental Funds without a primary custodian department.

Expenditure Overview

Appropriations	2023 Actuals	2024 Adopted	2025 Proposed	2026 Proposed
FG - BO-FG-2QA00 - Appropriation to Special Funds				
00100 - General Fund	178,025,256	177,647,839	189,796,912	173,082,833
00164 - Unrestricted Cumulative Reserve Fund	1,211,100	3,106,696	3,100,121	2,089,516
12200 - Short-Term Rental Tax Fund	2,005,136	2,010,170	2,010,193	2,008,041
14000 - Coronavirus Local Fiscal Recovery Fund	8,167,523	-	-	-
14500 - Payroll Expense Tax	71,087,472	92,727,659	296,924,733	233,372,929
30010 - REET I Capital Fund	1,712,884	-	-	703,000
30020 - REET II Capital Fund	319,700	-	-	320,450
36800 - 2021 Multipurpose LTGO Bond Fund	1,255,255	-	-	-
36900 - 2022 Multipurpose LTGO Bond Fund	3,567,219	-	-	-
37100 - 2023 Multipurpose LTGO Bond Fund	12,246,013	-	-	-
37200 - 2024 Multipurpose LTGO Bond Fund	-	4,709,708	4,709,708	4,709,708
Total for BSL: BO-FG-2QA00	279,597,558	280,202,072	496,541,667	416,286,477
FG - BO-FG-2QD00 - General Purpose				
00100 - General Fund	40,612,160	50,641,833	49,940,178	51,241,400
12400 - Arts and Culture Fund	9,738,914	10,379,000	12,222,000	11,744,000
13000 - Transportation Fund	304,000	313,000	597,000	607,000
14500 - Payroll Expense Tax	-	-	3,442,889	5,558,106
19900 - Transportation Benefit District Fund	-	-	3,777,085	5,204,752
50300 - Finance and Administrative Services Fund	-	490,000	-	-
Total for BSL: BO-FG-2QD00	50,655,074	61,823,833	69,979,152	74,355,258
Department Total	330,252,631	342,025,905	566,520,819	490,641,735

** FTE totals are provided for informational purposes only. Changes in FTEs resulting from City Council or Human Resources Director actions outside of the budget process may not be detailed here*

Finance General

Budget Summary by Fund Finance General

	2023	2024	2025	2026
	Actuals	Adopted	Proposed	Proposed
00100 - General Fund	218,637,416	228,289,672	239,737,090	224,324,233
00164 - Unrestricted Cumulative Reserve Fund	1,211,100	3,106,696	3,100,121	2,089,516
12200 - Short-Term Rental Tax Fund	2,005,136	2,010,170	2,010,193	2,008,041
12400 - Arts and Culture Fund	9,738,914	10,379,000	12,222,000	11,744,000
13000 - Transportation Fund	304,000	313,000	597,000	607,000
14000 - Coronavirus Local Fiscal Recovery Fund	8,167,523	-	-	-
14500 - Payroll Expense Tax	71,087,472	92,727,659	300,367,622	238,931,035
19900 - Transportation Benefit District Fund	-	-	3,777,085	5,204,752
30010 - REET I Capital Fund	1,712,884	-	-	703,000
30020 - REET II Capital Fund	319,700	-	-	320,450
36800 - 2021 Multipurpose LTGO Bond Fund	1,255,255	-	-	-
36900 - 2022 Multipurpose LTGO Bond Fund	3,567,219	-	-	-
37100 - 2023 Multipurpose LTGO Bond Fund	12,246,013	-	-	-
37200 - 2024 Multipurpose LTGO Bond Fund	-	4,709,708	4,709,708	4,709,708
50300 - Finance and Administrative Services Fund	-	490,000	-	-
Budget Totals for FG	330,252,631	342,025,905	566,520,819	490,641,735

Finance General

Revenue Overview

2025 Estimated Revenues

Account Code	Account Name	2023 Actuals	2024 Adopted	2025 Proposed	2026 Proposed
311010	Real & Personal Property Taxes	314,284,047	316,830,272	324,810,174	325,981,537
313010	Sales & Use Tax-Local Share	312,028,704	325,318,109	319,450,472	328,876,449
313030	Sales & Use Tax-Brkrd Nat Gas	2,106,956	1,736,286	1,573,323	1,599,258
313040	Sales & Use Tax-Crim Justice	27,857,228	30,068,318	28,859,610	29,641,353
314010	Payroll Expense Tax	3,645,976	-	-	-
316010	B&O Tax	350,990,618	368,071,646	379,837,820	404,181,842
316020	B&O Tax-Admissions Rev	171,708	-	-	-
316070	B&O Tax-Gas Utility	13,847,785	12,173,638	11,031,050	11,212,889
316080	B&O Tax-Garbage Utility	1,775,923	1,677,692	1,738,447	1,784,049
316100	B&O Tax-Cable Tv Utility	11,815,901	11,680,000	10,109,980	9,351,732
316110	B&O Tax-Telephone/Graph Util	12,018,692	9,720,000	9,013,167	8,111,851
316120	B&O Tax-Steam Utility	1,673,175	1,456,638	1,787,007	1,877,287
316130	B&O Tax-Electric Utility	52,807,584	65,552,293	70,579,788	72,255,313
316140	B&O Tax-Water Utility	34,911,793	37,607,874	38,739,844	39,546,991
316150	B&O Tax-Sewer Utility	41,693,150	64,869,844	72,560,227	76,592,749
316160	B&O Tax-Solid Waste Utility	29,324,836	25,683,967	27,546,234	28,455,260
316170	B&O Tax-Drainage Utility	21,727,514	-	-	-
316180	B&O Tax-Trans Fee-In City	4,802,300	5,071,853	5,520,735	5,702,919
316190	B&O Tax-Trans Fee-Out City	416,708	-	-	-
317040	Leasehold Excise Tax Rev	8,123,619	7,316,096	7,884,530	8,001,304
317060	Gambling Excise Tax Rev	417,610	380,000	-	325,000
318030	Business & Occup Tax Penalties	3,056,301	-	-	-
318040	Business & Occup Tax Interest	504,021	-	-	-
318050	Admission Tx Penalties & Inter	(412)	-	-	-
318070	Utility Tx Penalties & Int	1,635,187	-	-	-
318110	Firearms & Ammunition Tax	170,382	160,000	100,000	100,000
318310	Transportation Network Co Tax	5,284,313	5,383,370	5,663,557	5,772,352
321100	Bus Lic&Perm-Business Gen	23,988,546	18,935,560	20,750,713	21,344,027
322220	Nonbus Lic&Perm-Strmwtr Sewer	37,000	-	-	-
331130	Direct Fed Grants-Fema	-	1,161,685	-	-
335010	Marijuana Enforcement	1,918,864	1,931,287	2,107,874	2,266,894
335030	Vessel Registration Fees	115,894	140,000	130,000	130,000
335070	Criminal Justice Hi Crm	2,459,767	2,592,829	2,719,098	2,844,830
335080	Criminal Justice Pop	1,532,623	1,303,163	1,637,339	1,717,867
335090	Criminal Justice Dcd #1	990,642	950,000	950,000	950,000
335120	Rev Sharing Dui-Cities	77,509	55,000	65,000	65,000

Finance General

Account Code	Account Name	2023 Actuals	2024 Adopted	2025 Proposed	2026 Proposed
335140	Liquor Excise Tax	5,394,812	5,392,657	5,340,571	5,479,815
335150	Liquor Board Profits	5,829,965	5,951,094	5,995,528	6,060,919
341900	General Government-Other Rev	1,416,368	1,218,516	1,506,512	1,506,512
350030	Parking Infraction Penalties	-	1,342,427	-	-
350190	Nsf Check Fees	3,093	1,200	3,000	3,000
360020	Inv Earn-Residual Cash	-	17,730,751	18,011,596	17,870,060
360130	Interest On Contracts/Notes Re	1,149,007	400,000	650,000	550,000
360180	Penalties-Spec Assessments	143,077	100,000	100,000	100,000
360290	Parking Fees	-	(536,024)	-	-
360900	Miscellaneous Revs-Other Rev	6,388	5,000	5,000	5,000
391060	Long-Term Intergovtl Loan Proc	-	333,333	-	-
397010	Operating Transfers In	80,504,995	94,558,007	296,924,733	233,372,930
Total Revenues for: 00100 - General Fund		1,382,660,169	1,444,324,382	1,673,702,930	1,653,636,990
400000	Use of/Contribution to Fund Balance	-	24,642,380	(68,741,169)	(29,328,818)
Total Resources for:00100 - General Fund		1,382,660,169	1,468,966,762	1,604,961,761	1,624,308,172
318100	Sweetened Beverage Tax	21,511,037	21,247,301	21,326,902	21,753,440
318120	Sweet Bev Tax Penalty and Int	6,684	-	-	-
397010	Operating Transfers In	1,200,000	1,200,000	-	-
Total Revenues for: 00155 - Sweetened Beverage Tax Fund		22,717,721	22,447,301	21,326,902	21,753,440
400000	Use of/Contribution to Fund Balance	-	(58,188)	1,921,162	609,047
Total Resources for:00155 - Sweetened Beverage Tax Fund		22,717,721	22,389,113	23,248,065	22,362,487
360010	Investment Interest	-	-	300,000	100,000
360020	Inv Earn-Residual Cash	-	1,000,000	1,000,000	1,000,000
395010	Sales Of Land & Buildings	-	500,000	1,104,000	3,788,500
Total Revenues for: 00164 - Unrestricted Cumulative Reserve Fund		-	1,500,000	2,404,000	4,888,500
400000	Use of/Contribution to Fund Balance	-	2,828,066	965,820	(2,523,018)
Total Resources for:00164 - Unrestricted Cumulative Reserve Fund		-	4,328,066	3,369,820	2,365,482
397010	Operating Transfers In	3,590,277	2,252,224	1,131,071	(8,504,104)
Total Revenues for: 00166 - Revenue Stabilization Fund		3,590,277	2,252,224	1,131,071	(8,504,104)

Finance General

Account Code	Account Name	2023 Actuals	2024 Adopted	2025 Proposed	2026 Proposed
400000	Use of/Contribution to Fund Balance	-	(2,252,224)	(1,131,071)	8,504,104
Total Resources for:00166 - Revenue Stabilization Fund		3,590,277	-	-	-
397000	Operating Transfers In Summ	-	(501,000)	(501,000)	(501,000)
397010	Operating Transfers In	15,000,000	(19,002,000)	(20,450,000)	(19,245,275)
397100	Intrafund Revenues	-	33,687,000	33,687,000	33,687,000
Total Revenues for: 10102 - Emergency Fund		15,000,000	14,184,000	12,736,000	13,940,725
400000	Use of/Contribution to Fund Balance	-	(14,184,000)	(12,736,000)	(13,940,725)
Total Resources for:10102 - Emergency Fund		15,000,000	-	-	-
317090	Short Term Rental Tax	11,401,584	11,855,163	11,829,494	12,380,221
Total Revenues for: 12200 - Short-Term Rental Tax Fund		11,401,584	11,855,163	11,829,494	12,380,221
400000	Use of/Contribution to Fund Balance	-	(200,123)	269,355	(112,484)
Total Resources for:12200 - Short-Term Rental Tax Fund		11,401,584	11,655,040	12,098,848	12,267,736
316020	B&O Tax-Admissions Rev	-	997,641	26,996,379	27,781,058
Total Revenues for: 12400 - Arts and Culture Fund		-	997,641	26,996,379	27,781,058
331110	Direct Fed Grants	8,167,523	-	-	-
Total Revenues for: 14000 - Coronavirus Local Fiscal Recovery Fund		8,167,523	-	-	-
400000	Use of/Contribution to Fund Balance	-	(1,673)	-	-
Total Resources for:14000 - Coronavirus Local Fiscal Recovery Fund		8,167,523	(1,673)	-	-
314010	Payroll Expense Tax	313,346,635	325,662,548	430,024,920	451,549,175
314020	Payroll Expense Tax P&I	1,831,410	-	-	-
350190	Nsf Check Fees	20	-	-	-
Total Revenues for: 14500 - Payroll Expense Tax		315,178,065	325,662,548	430,024,920	451,549,175
400000	Use of/Contribution to Fund Balance	-	3,953,002	90,225,081	10,450,828
Total Resources for:14500 - Payroll Expense Tax		315,178,065	329,615,550	520,250,001	462,000,002
360420	Other Judgments & Settlements	1,599,993	-	-	-

Finance General

Account Code	Account Name	2023 Actuals	2024 Adopted	2025 Proposed	2026 Proposed
Total Revenues for: 14510 - Opioid Settlement Proceed Fund		1,599,993	-	-	-
318010	Operating Assessments	827,697	-	-	-
360190	Deferred Interest-Spec Assessm	31,602	-	-	-
Total Revenues for: 19811 - BIA - Pioneer Square		859,299	-	-	-
318010	Operating Assessments	131,462	-	-	-
360190	Deferred Interest-Spec Assessm	12,638	-	-	-
Total Revenues for: 19815 - BIA - Columbia City		144,101	-	-	-
318010	Operating Assessments	15,712,878	-	-	-
Total Revenues for: 19825 - BIA - Seattle Tourism		15,712,878	-	-	-
318010	Operating Assessments	358,465	-	-	-
360190	Deferred Interest-Spec Assessm	1,244	-	-	-
Total Revenues for: 19830 - BIA - Capitol Hill		359,709	-	-	-
318010	Operating Assessments	463,067	-	-	-
360190	Deferred Interest-Spec Assessm	5,491	-	-	-
Total Revenues for: 19840 - BIA - West Seattle		468,558	-	-	-
318010	Operating Assessments	595,631	-	-	-
360190	Deferred Interest-Spec Assessm	1,377	-	-	-
Total Revenues for: 19845 - BIA - Ballard		597,008	-	-	-
318010	Operating Assessments	16,653,215	-	-	-
360190	Deferred Interest-Spec Assessm	72,082	-	-	-
Total Revenues for: 19855 - BIA - Metropolitan		16,725,297	-	-	-
318010	Operating Assessments	1,702,244	-	-	-
360190	Deferred Interest-Spec Assessm	1,531	-	-	-
Total Revenues for: 19857 - BIA - SODO		1,703,775	-	-	-
318010	Operating Assessments	176,960	-	-	-
360190	Deferred Interest-Spec Assessm	2,320	-	-	-
Total Revenues for: 19880 - BIA - Chinatown-ID		179,280	-	-	-
318010	Operating Assessments	1,768,175	-	-	-
360190	Deferred Interest-Spec Assessm	12,916	-	-	-
Total Revenues for: 19890 - BIA - U District		1,781,091	-	-	-

Finance General

Account Code	Account Name	2023 Actuals	2024 Adopted	2025 Proposed	2026 Proposed
400000	Use of/Contribution to Fund Balance	-	2,413,000	3,173,000	-
Total Resources for:20110 - General Bond Interest and Redemption Fund		-	2,413,000	3,173,000	-
400000	Use of/Contribution to Fund Balance	-	-	(1,641,264)	(1,641,264)
Total Resources for:20130 - LTGO Bond Interest and Redemption Fund		-	-	(1,641,264)	(1,641,264)
400000	Use of/Contribution to Fund Balance	-	-	(14,965,800)	(16,315,800)
Total Resources for:20140 - UTGO Bond Interest Redemption Fund		-	-	(14,965,800)	(16,315,800)
317010	Real Estate Excise Tax Reet #1	24,930,605	26,125,554	31,931,975	40,088,638
318080	Other Taxes Penalties & Int	692	-	-	-
Total Revenues for: 30010 - REET I Capital Fund		24,931,297	26,125,554	31,931,975	40,088,638
400000	Use of/Contribution to Fund Balance	-	3,775,137	4,289,270	1,300,794
Total Resources for:30010 - REET I Capital Fund		24,931,297	29,900,691	36,221,245	41,389,432
317020	Real Estate Excise Tax Reet #2	24,930,605	26,125,554	31,931,975	40,088,638
318080	Other Taxes Penalties & Int	692	-	-	-
Total Revenues for: 30020 - REET II Capital Fund		24,931,297	26,125,554	31,931,975	40,088,638
400000	Use of/Contribution to Fund Balance	-	6,196,266	(820,558)	892,020
Total Resources for:30020 - REET II Capital Fund		24,931,297	32,321,820	31,111,417	40,980,658
318080	Other Taxes Penalties & Int	12,316	-	-	-
360170	Interest-Special Assessments	92,132	-	-	-
379010	Capital Assessments	1,000,009	-	-	-
Total Revenues for: 35030 - LID #6750 SLU - Assessments		1,104,457	-	-	-
391010	G.O.Bond Proceeds	-	60,208,782	60,208,782	60,208,782
Total Revenues for: 37200 - 2024 Multipurpose LTGO Bond Fund		-	60,208,782	60,208,782	60,208,782
400000	Use of/Contribution to Fund Balance	-	10,862,758	(55,499,074)	(55,499,074)

Finance General

Account Code	Account Name	2023 Actuals	2024 Adopted	2025 Proposed	2026 Proposed
Total Resources for:37200 - 2024 Multipurpose LTGO Bond Fund		-	71,071,540	4,709,708	4,709,708
391010	G.O.Bond Proceeds	-	(10,600,000)	(10,600,000)	(10,600,000)
Total Revenues for: 37210 - 2024 LTGO Taxable Bond Fund		-	(10,600,000)	(10,600,000)	(10,600,000)
400000	Use of/Contribution to Fund Balance	-	-	10,600,000	10,600,000
Total Resources for:37210 - 2024 LTGO Taxable Bond Fund		-	(10,600,000)	-	-
400000	Use of/Contribution to Fund Balance	-	-	43,242,999	-
Total Resources for:37300 - 2025 Multipurpose LTGO Bond Fund		-	-	43,242,999	-
400000	Use of/Contribution to Fund Balance	-	-	10,000,000	-
Total Resources for:37310 - 2025 LTGO Taxable Bond Fund		-	-	10,000,000	-
400000	Use of/Contribution to Fund Balance	-	-	-	164,050,000
Total Resources for:37400 - 2026 Multipurpose LTGO Bond Fund		-	-	-	164,050,000
400000	Use of/Contribution to Fund Balance	-	-	9,000,000	-
Total Resources for:37410 - 2026 LTGO Bond Fund B		-	-	9,000,000	-
Total FG Resources		1,849,813,379	1,963,057,550	2,311,776,179	2,384,257,673

Finance General

Appropriations by Budget Summary Level and Program

FG - BO-FG-2QA00 - Appropriation to Special Funds

The purpose of the Appropriation to Special Funds Budget Summary Level is to appropriate General Fund and other centrally managed resources, several of which are based upon the performance of certain City revenues, to bond redemption or special purpose funds. These appropriations are implemented as operating transfers to the funds or accounts they support.

Program Expenditures	2023 Actuals	2024 Adopted	2025 Proposed	2026 Proposed
Appropriation to Special Funds	279,597,558	280,202,072	496,541,667	416,286,477
Total	279,597,558	280,202,072	496,541,667	416,286,477

**FTE totals are provided for informational purposes only. Changes in FTEs resulting from City Council or Human Resources Director actions outside of the budget process may not be detailed here*

FG - BO-FG-2QD00 - General Purpose

The purpose of the General Purpose Budget Summary Level is to provide appropriation authority to those programs for which there is no single appropriate managing department, or for which there is Council and/or Mayor desire for additional budget oversight.

Program Expenditures	2023 Actuals	2024 Adopted	2025 Proposed	2026 Proposed
General Purpose	50,655,074	61,823,833	69,979,152	74,355,258
Total	50,655,074	61,823,833	69,979,152	74,355,258

**FTE totals are provided for informational purposes only. Changes in FTEs resulting from City Council or Human Resources Director actions outside of the budget process may not be detailed here*

Seattle Department of Human Resources

Kimberly Loving, Director

(206) 684-7999

<http://www.seattle.gov/personnel/>

Department Overview

The Seattle Department of Human Resources (SDHR) is responsible for centrally setting the strategic direction for human resources services: identifying, hiring, and retaining the City's dynamic, diverse workforce, as well as developing and administering a compensation and benefits program to create a quality employee experience. SDHR also provides core human resources (HR) support services to all City employees. SDHR operations:

- create greater HR accountability and collaboration citywide so that consistent, cost-effective services are provided to all employees;
- provide full-service HR to 20 supported departments;
- ensure a culture of respect and dignity for all employees;
- develop consistent policies, improved services, and programs that enhance the workforce;
- provide executive recruitment and succession planning services.

SDHR establishes Citywide personnel rules; offers strategic consultative assistance to departments, policymakers and employees; and ensures department staff and managers receive information and resources required to meet business needs and legal requirements such as leave administration.

The **Director's Office** establishes Citywide personnel rules; offers strategic consultative assistance to departments, policymakers, and employees; provides internal fiscal management and budget development; and spearheads Citywide Human Resources policies and programs in partnership with the multi-departmental Human Resources Leadership Team (HRLT).

Citywide Shared Administrative Services administers Citywide quality and cost-effective employee benefits, including health care and workers' compensation; provides Citywide safety, classification/compensation and Workforce Analytics & Reporting services; and handles absence management.

Citywide Labor Relations develops and implements labor relations strategies in collaboration with labor management teams across the City and develops training in coordination with HR systems administration and operations, while bargaining the impacts of management strategy and philosophy with labor partners.

Citywide Human Resources Investigations Unit and Learning & Development HRIU responds to and thoroughly investigates employee allegations of harassment, discrimination, retaliation, and harassment-related misconduct in a manner which reflects an acknowledgement of the historical limitations of the employment law; utilizes the organizational alignment of the L&D Team's training resources and Cornerstone platform to provide proactive response to building a positive workplace culture across the City; provides employee compliance training resources and support; and the career development opportunities offered by L&D aim to encourage a culture of innovation, positively impact retention rates, and develop future City leaders.

Human Resources Service Delivery provides HR support to executive offices and direct HR services to 20 departments; strategic alignment with department HR leaders and staff; and a consistent network for HR practitioners across the City; provides talent recruitment to executive offices and direct recruitment to 20 departments; manages the NEO Gov software platform for Talent Management strategic alignment with department HR leaders and staff; provides a City focused standard for talent engagement, selection, and staffing accountability for equitable outcomes through the Talent, Experience, Alignment branded model of equitable recruiting practices.

Personnel Compensation Trust Funds

Seattle Department of Human Resources

The Seattle Department of Human Resources (SDHR) administers five Personnel Compensation Trust Funds related to employee benefits. These funds are managed through Citywide contractual obligations on behalf of employees and City departments. The administering department collects funds from other City departments, which are then paid out to various insurance companies, service providers, and individuals.

Health Care Fund: contains the revenues and expenses related to the City's medical, dental and vision insurance programs; Flexible Spending Account program; Employee Assistance Program; COBRA continuation coverage; and other healthcare related items. The City is self-insured for both the Aetna and Kaiser medical plans, the vision plan, and one dental plan and carries insurance for the remaining dental plan.

Fire Fighters Health Care Fund: was created to track fire fighter employee contributions previously held within the larger Health Care Fund. Fire fighter premium collections are distributed directly to the trust that provides fire fighters' healthcare.

Industrial Insurance Fund: captures the revenues and expenditures associated with the City's Workers' Compensation and Safety programs. Since 1972, the City of Seattle has been a self-insured employer as authorized under state law. The Industrial Insurance Fund receives payments from City departments to pay for these costs and related administrative expenses. Overall costs include fees levied by the Washington State Department of Labor and Industries, reinsurance premiums, and administrative costs to manage the program.

Unemployment Insurance Fund: contains the revenues and expenditures associated with the City's unemployment benefit and administration costs. The City is a self-insured employer with respect to unemployment insurance.

Group Term Life Insurance Fund: contains the revenues and expenses related to the City's group term life insurance, long-term disability insurance, and accidental death and dismemberment insurance plans.

Budget Snapshot

	2023 Actuals	2024 Adopted	2025 Proposed	2026 Proposed
Department Support				
General Fund Support	24,029,731	26,151,592	22,580,130	23,616,565
Other Funding - Operating	367,884,445	383,395,096	426,821,096	450,306,247
Total Operations	391,914,176	409,546,688	449,401,226	473,922,812
Total Appropriations	391,914,176	409,546,688	449,401,226	473,922,812
Full-Time Equivalents Total*	118.00	118.00	96.50	96.50

* FTE totals are provided for informational purposes only. Changes in FTEs resulting from City Council or Human Resources Director actions outside of the budget process may not be detailed here

Budget Overview

The City's 2025-2026 Proposed Budget maintains core services for the Seattle Department of Human Resources. SDHR will continue to:

- Continue to provide full HR services for the 20 supported departments;
- Administer employee benefits, leave, and workers' compensation Citywide;
- Administer centralized system for recruitment and selection of employees;

Seattle Department of Human Resources

- Manage HR compliance, policy, and legislation requirements;
- Develop and administer system for classification of positions, wages, and reporting and analytics of employee data;
- Maintain centralized employee functions including Human Resources and Investigations Unit (HRIU), employee grievances, collective bargaining, and labor relations;

The General Fund revenue forecast for the City's 2025-2026 Proposed Budget is insufficient to cover all anticipated Citywide costs. General Fund reductions were identified to mitigate this shortfall. To preserve critical City services due to the General Fund deficit, budget adjustments were made to streamline services and focus on core HR services within the City.

In the 2025-2026 Proposed Budget, SDHR will eliminate three divisions or programs including the Learning and Development Division, the Workforce Development Unit, and the Equity Performance Management Program. The elimination of the Learning and Development Unit means that SDHR will convert the trainings and orientations to an online course instead of in person, SDHR will transition to an advisory role with departments as they identify their own training and development needs. The elimination of the Workforce Development Unit means that SDHR will transition to an advisory role in workforce development and will transfer mentorship and internship, and responsibilities to each department. The elimination of the Equity Performance Management Program means that SDHR will transition supported departments using the current Equity Performance Management system for employee performance reviews to a lower-cost alternative. SDHR will scale the Workforce Equity Unit and Benefits Unit. SDHR will also reduce temporary labor funding. SDHR has worked with departments to identify ways to streamline or create efficiencies and enhancements in services and will transfer the Fire and Police Exams Unit to the Civil Service Commission and transfer the Deferred Compensation Unit to the Retirement Department.

Other 2025-2026 Proposed Budget Adjustments:

Several additional baseline and operational adjustments are included in the proposed budget:

- adjust appropriation for changes to central costs including internal services, health care, retirement, and workers' compensation charges;
- align the personnel budget with actual costs;
- adjust the Annual Wage Increase (AWI);
- remove one-time budget authority; and
- include net-neutral budget changes for reorganization or consolidation of programs and projects.

Personnel Compensation Trust Funds

The following provides a summary of each of the five individual funds that comprise the Personnel Compensation Trust Funds and are administered by SDHR.

Health Care Fund: Total City health care costs including medical, dental and vision care, plus administration costs, are estimated to increase to \$360.4 million in 2025 and \$381.3 million in 2026. Growth in medical claims in 2025 and 2026 is projected at 9.3% and 5.8% respectively due to typical trends in medical costs plus current inflationary pressures, particularly facing inpatient services and specialty drugs. The 2025-2026 Proposed Budget assumes an estimate of approximately 11,950 regular and 220 benefits-eligible temporary employees enrolled in healthcare.

Fire Fighters Health Care Fund: Firefighter payments remain level at \$2.0 million in the 2025-2026 Proposed Budget.

Industrial Insurance Fund: The 2025 Proposed Budget reflects increased expenditures in the Industrial Insurance Fund of 25.9%, or \$11 million, relative to the 2024 Adopted Budget. For 2026, the increase is 5.2% or \$2.8 million. The year over year increase in expenditures is due principally to an adjusted outlook for pensionable claims (catastrophic injuries for which Labor & Industry collects a large sum to seed a pension fund for the claimant). In 2023, 13 such claims totaled \$10.3 million, more than three times recent yearly averages. This trend appears to be driven by presumption (that injury is due to the workplace) under State law, which has been expanded in favor of claimants by law makers in recent years. Meanwhile, the cost of medical care is also driving up expenses for typical medical claims, which are expected to increase by nearly 47%. Time loss claims are projected to decrease slightly, by

Seattle Department of Human Resources

5%, after peaking during the COVID pandemic. The increase in revenues (26.1% in 2025 and 5.4% in 2026) to the fund, which are collections from City departments, reflects these trends plus the need to recover reserves used to pay for excess pensionable claims in 2023.

Unemployment Insurance Fund: The 2025-2026 Proposed Budget for unemployment insurance expenses increases appropriations relative to the 2024 Adopted Budget in anticipation of increased claims activity and per claimant costs. As departments adjust program spending and positions down to align with available resources in the 2025-2026 Proposed Budget, and as wages from concluded bargaining work their way into the City's claims payments, total costs are expected to increase.

Group Term Life Insurance Fund: Total costs in the fund are expected to increase in the 2025-2026 Proposed Budget, based on growth in participants and premium costs.

Seattle Department of Human Resources

Incremental Budget Changes

Seattle Department of Human Resources

	Dollars	FTE
2024 Adopted Budget	409,546,688	118.00
Baseline		
Remove One-time Budget Authority	(1,255,864)	-
Bargained Annual Wage and Market Wage Increases to Base Budget	2,352,379	-
Citywide Adjustments for Standard Cost Changes	437,496	-
Proposed Operating		
Eliminate Citywide Learning & Development Division	(863,828)	(4.00)
Eliminate Workforce Development Unit	(485,573)	(2.00)
Eliminate Equity Performance Management Program	(468,181)	(2.00)
Remove Workforce Equity Director & Workforce Equity Advisor Positions	(371,115)	(1.50)
Remove Benefits Lead Personnel Analyst Supervisor Position	(195,492)	(1.00)
Reduce SDHR Temp Labor Funding	(106,142)	-
Transfer Deferred Comp Unit from SDHR to RET	(559,751)	(3.00)
Transfer Fire & Police Exams from SDHR to CIV/PSCSC	(1,503,117)	(6.00)
Proposed Technical		
2025-2026 Health Care Fund Expenditure and Revenue Adjustments	30,590,669	-
Group Term Life Fund Revenue and Expenditure Adjustments	392,119	-
Industrial Insurance Fund Expenditure and Revenue Adjustments	10,978,092	-
Revenue and Expenditure Adjustments	1,465,121	-
Final Adjustments for Standard Cost Changes	(151,289)	-
Budget-neutral alignment	-	-
Technical change to reallocate baseline budget to reflect current trends and internal transfers	-	-
Allocate Retirement Adjustment to Projects	-	-
Ongoing Changes from Current Year Legislation	(400,985)	(2.00)
	-	-
Total Incremental Changes	\$39,854,538	(21.50)
Total 2025 Proposed Budget	\$449,401,226	96.50

Seattle Department of Human Resources

Description of Incremental Budget Changes

Baseline

Remove One-time Budget Authority

Expenditures	\$(1,255,864)
Revenues	\$14,723,914

This item reverses a Payroll Expense Tax-funded TLT position ending December 31, 2024 and funding for a two-year Citywide Classification and Compensation Review project.

Bargained Annual Wage and Market Wage Increases to Base Budget

Expenditures	\$2,352,379
--------------	-------------

This centrally administered change adjusts appropriations to reflect the Annual Wage Increases and Market Adjustments, as outlined in the agreements between the City and the Coalition of Unions or other standalone Unions, for personnel costs included in this department's baseline budget. This includes increases to salary, FICA, Medicare, retirement, overtime and temporary labor.

Citywide Adjustments for Standard Cost Changes

Expenditures	\$437,496
--------------	-----------

Citywide technical adjustments made in the baseline phase reflect changes to internal services costs, including rates from the Department of Finance & Administrative Services, Seattle Information Technology Department, Seattle Department of Human Resources, and for healthcare, retirement, and industrial insurance charges for the department. These adjustments reflect initial assumptions about these costs and inflators early in the budget process.

Proposed Operating

Eliminate Citywide Learning & Development Division

Expenditures	\$(863,828)
Position Allocation	(4.00)

The General Fund revenue forecast for the City's 2025-2026 Proposed Budget is insufficient to cover all anticipated Citywide costs. General Fund reductions were identified to mitigate this shortfall. This item eliminates the Learning & Development division of SDHR, including 2 Strategic Advisor 1 Exempt positions and 2 Sr. Training & Education Coordinator positions. All Citywide training and development currently provided by HR will be administered at the department level moving forward. SDHR will transition to an advisory role that will continue to assist departments with identifying training needs, recommending resources, and maintaining SharePoint site with tools, templates, and best practices.

Eliminate Workforce Development Unit

Expenditures	\$(485,573)
Position Allocation	(2.00)

The General Fund revenue forecast for the City's 2025-2026 Proposed Budget is insufficient to cover all anticipated Citywide costs. General Fund reductions were identified to mitigate this shortfall. This item eliminates SDHR's Workforce Development unit, including the tuition reimbursement program and two positions (a Strategic Advisor and a Personnel Analyst). SDHR will transition to an advisory role, assisting departments with administering mentorship and internship programs.

Seattle Department of Human Resources

Eliminate Equity Performance Management Program

Expenditures	\$(468,181)
Position Allocation	(2.00)

The General Fund revenue forecast for the City's 2025-2026 Proposed Budget is insufficient to cover all anticipated Citywide costs. General Fund reductions were identified to mitigate this shortfall. This item eliminates SDHR's Equity Performance Management Program, including two full-time positions in SDHR's Shared Admin Services and Service Delivery division. This item also reduces two positions (a Management Systems Analyst and a Strategic Advisor). SDHR will terminate the online E3 employee performance management program in favor of a lower-cost paper-based alternative. SDHR will no longer centrally oversee employee performance management for departments within its portfolio, however, it will continue to partner with them to ensure timely completion and adherence to records management and personnel rules.

Remove Workforce Equity Director & Workforce Equity Advisor Positions

Expenditures	\$(371,115)
Position Allocation	(1.50)

The General Fund revenue forecast for the City's 2025-2026 Proposed Budget is insufficient to cover all anticipated Citywide costs. General Fund reductions were identified to mitigate this shortfall. This item removes 1.5 full-time positions in the Workforce Equity division of SDHR, including one Executive 2 position and one part-time Strategic Advisor 1 position and associated appropriation. SDHR will transition to an advisory Workforce Equity role, and the Workforce Equity Strategic Plan will be administered at the department level.

Remove Benefits Lead Personnel Analyst Supervisor Position

Expenditures	\$(195,492)
Position Allocation	(1.00)

The General Fund revenue forecast for the City's 2025-2026 Proposed Budget is insufficient to cover all anticipated Citywide costs. General Fund reductions were identified to mitigate this shortfall. This item removes one full-time Benefits Lead (Personnel Analyst Supervisor) position and associated appropriation in the Shared Admin Services division of SDHR.

Reduce SDHR Temp Labor Funding

Expenditures	\$(106,142)
--------------	-------------

The General Fund revenue forecast for the City's 2025-2026 Proposed Budget is insufficient to cover all anticipated Citywide costs. General Fund reductions were identified to mitigate this shortfall. This item reduces the temporary and contract labor to realign with available resources.

Transfer Deferred Comp Unit from SDHR to RET

Expenditures	\$(559,751)
Revenues	\$(698,016)
Position Allocation	(3.00)

This item transfers 3 full-time positions in SDHR's Deferred Compensation Unit; one Manager1 Exempt, one Personnel Analyst, Sr, and one Personnel Analyst; to RET. It also transfers appropriation authority in the amount \$560k from SDHR to the Employees' Retirement System, including \$52k of non-labor budget. This transfer will align employee retirement benefits within one department to create efficiencies and optimize the employee experience.

Seattle Department of Human Resources

Transfer Fire & Police Exams from SDHR to CIV/PSCSC

Expenditures	\$(1,503,117)
Position Allocation	(6.00)

This item transfers 6 full-time positions and the associated budget in SDHR's Fire and Police Exams Unit including one Manager 2, General Govt, three Personnel Analyst, Sr, and two Personnel Analysts to the Civil Service Commissions. This transfer aligns the core functions of CIV to develop and administer entry-level and promotional civil service exams. CIV will have direct management of the staff in the unit and reduce the interdepartmental coordination needed with SDHR by transferring the unit.

Proposed Technical

2025-2026 Health Care Fund Expenditure and Revenue Adjustments

Expenditures	\$30,590,669
Revenues	\$17,435,946

This item adjusts the budget for expenditures and expected revenues in the City's health care fund (10112). Total costs including medical, dental and vision claims, plus administrative costs, are estimated to be \$360.4 million in 2025, an increase of \$30.6 million (9.3%) from 2024 Adopted Budget levels. Meanwhile revenues to the fund, based on prior claims expectations, are expected to be \$367.1 million, representing a \$24.1 million increase (7.0%) in department contributions from the 2024 Adopted Budget and an overall excess of revenue over expenditures of \$6.7 million. This excess results in a technical balancing entry, which has the effect of reducing the \$24.1 million increase to the \$17.4 million displayed immediately above, with the remaining \$6.7 million being assumed as an addition to the Health Care fund's balance.

Group Term Life Fund Revenue and Expenditure Adjustments

Expenditures	\$392,119
Revenues	\$392,119

This item increases revenues and expenditures in the Group Term Life, Long-Term Disability, and Accidental Death and Dismemberment Insurance Fund in response to current and projected growth in employee enrollment and premium costs. Costs are expected to continue their steady rise over the last few years, increasing approximately \$392,000 to \$7.1 million in 2025 and to \$7.2 million in 2026 from approximately \$6.7 million in the 2024 Adopted Budget.

Industrial Insurance Fund Expenditure and Revenue Adjustments

Expenditures	\$10,978,092
Revenues	\$9,408,899

This item adjusts the budget for expenditures and expected revenues in the City's industrial insurance (workers compensation) fund (10110). Total costs including medical and time-loss claims, plus administrative costs, are estimated to be \$53.4 million in 2025, an increase of \$11 million (25.9%) from 2024 Adopted Budget levels. Meanwhile revenues to the fund, based on prior claims expectations, are expected to be \$55.4 million, representing a \$11.5 million increase (26.1%) in department contributions from the 2024 Adopted Budget but an overall excess of revenue over expenditures of \$2.0 million. This excess results in a technical balancing entry, which has the effect of reducing the \$11.5 million increase to the \$9.4 million displayed immediately above, with the remaining \$2.0 million being assumed as an addition to the Industrial Insurance fund's balance.

Seattle Department of Human Resources

Revenue and Expenditure Adjustments

Expenditures	\$1,465,121
Revenues	\$1,465,121

This item adjusts revenues and expenditures in the Unemployment Insurance Fund (10111) to meet expected costs. Projected increases of \$1.46 million in 2025 and \$1.13 million in 2026 anticipate increased claims as departments adjust programs and positions to meet 2025-26 budget requirements.

Final Adjustments for Standard Cost Changes

Expenditures	\$(151,289)
--------------	-------------

Citywide technical adjustments made in the proposed phase reflect changes to internal services costs, including rates from the Department of Finance & Administrative Services, Seattle Information Technology Department, Seattle Department of Human Resources, and for healthcare for the department. These adjustments reflect final decisions about these costs made during the Proposed Phase of the budget process.

Budget-neutral alignment

Expenditures	-
--------------	---

This item eliminates unnecessary indirect cost balancing entries.

Technical change to reallocate baseline budget to reflect current trends and internal transfers

Expenditures	-
--------------	---

This technical adjustment reallocates SDHR's baseline budget to reflect more recent trends as well as internal movement. Total labor and total non-labor do not change, and the impact to the general fund is negligible.

Allocate Retirement Adjustment to Projects

Expenditures	-
--------------	---

This technical CR allocates the 2024 retirement adjustments down to the project level.

Ongoing Changes from Current Year Legislation

Expenditures	\$(400,985)
Position Allocation	(2.00)

This change includes ongoing budget and/or position changes resulting from current year legislation in 2024, including the Year End Supplemental Ordinance.

This change transfers ongoing budget and position authority for 3.0 FTE Recruitment and Retention positions from the Seattle Department of Human Resources to the Seattle Police Department and adds 1.0 FTE to SDHR, for a net reduction of 2.0 FTE. The three positions being transferred to SPD were originally created as part of the Recruitment & Retention Initiative item in the 2022 budget (Ordinance 126654, Section 3) and assigned to SDHR. The positions were subsequently transferred to SPD in 2024 in a standalone SPD Recruitment and Retention Ordinance (CB 120766). The additional position added to SDHR is in the Fire and Police Exams Unit and is incorporated in the unit transfer to CIV.

Seattle Department of Human Resources

Expenditure Overview

	2023 Actuals	2024 Adopted	2025 Proposed	2026 Proposed
Appropriations				
SDHR - BO-HR-GTL - GTL/LTD/AD&D Insurance Service				
10113 - Group Term Life Fund	6,493,868	6,663,381	7,055,500	7,231,887
Total for BSL: BO-HR-GTL	6,493,868	6,663,381	7,055,500	7,231,887
SDHR - BO-HR-HEALTH - Health Care Services				
10112 - Health Care Fund	310,075,775	329,825,309	360,415,978	381,304,148
63100 - Fire Fighters Healthcare Fund	1,813,023	2,000,000	2,000,000	2,000,000
Total for BSL: BO-HR-HEALTH	311,888,797	331,825,309	362,415,978	383,304,148
SDHR - BO-HR-INDINS - Industrial Insurance Services				
10110 - Industrial Insurance Fund	47,932,972	42,395,406	53,373,498	56,125,895
Total for BSL: BO-HR-INDINS	47,932,972	42,395,406	53,373,498	56,125,895
SDHR - BO-HR-N5000 - Leadership and Administration				
00100 - General Fund	180,448	(45,976)	12,024,906	12,578,988
Total for BSL: BO-HR-N5000	180,448	(45,976)	12,024,906	12,578,988
SDHR - BO-HR-N6000 - HR Services				
00100 - General Fund	23,849,283	26,197,568	10,555,224	11,037,577
Total for BSL: BO-HR-N6000	23,849,283	26,197,568	10,555,224	11,037,577
SDHR - BO-HR-UNEMP - Unemployment Services				
10111 - Unemployment Insurance Fund	1,568,808	2,511,000	3,976,121	3,644,317
Total for BSL: BO-HR-UNEMP	1,568,808	2,511,000	3,976,121	3,644,317
Department Total	391,914,176	409,546,688	449,401,226	473,922,812
Department Full-Time Equivalents Total*	118.00	118.00	96.50	96.50

* FTE totals are provided for informational purposes only. Changes in FTEs resulting from City Council or Human Resources Director actions outside of the budget process may not be detailed here

Budget Summary by Fund Seattle Department of Human Resources

	2023 Actuals	2024 Adopted	2025 Proposed	2026 Proposed
00100 - General Fund	24,029,731	26,151,592	22,580,130	23,616,565
10110 - Industrial Insurance Fund	47,932,972	42,395,406	53,373,498	56,125,895
10111 - Unemployment Insurance Fund	1,568,808	2,511,000	3,976,121	3,644,317
10112 - Health Care Fund	310,075,775	329,825,309	360,415,978	381,304,148

Seattle Department of Human Resources

10113 - Group Term Life Fund	6,493,868	6,663,381	7,055,500	7,231,887
63100 - Fire Fighters Healthcare Fund	1,813,023	2,000,000	2,000,000	2,000,000
Budget Totals for SDHR	391,914,176	409,546,688	449,401,226	473,922,812

Revenue Overview

2025 Estimated Revenues

Account Code	Account Name	2023 Actuals	2024 Adopted	2025 Proposed	2026 Proposed
341190	Personnel Service Fees	23,013,576	26,023,402	26,344,359	27,562,704
360900	Miscellaneous Revs-Other Rev	991,921	705,598	69,447	73,007
Total Revenues for: 00100 - General Fund		24,005,497	26,729,000	26,413,806	27,635,711
360710	Wc Contrib-Medical Claims	28,904,715	31,718,313	33,971,618	36,435,746
360720	Wc Contrib-Pension Payouts	1,033,780	1,700,000	9,804,000	9,804,000
360730	Wc Contrib-Pooled Adm Costs	9,563,461	10,546,286	11,644,382	12,182,247
Total Revenues for: 10110 - Industrial Insurance Fund		39,501,956	43,964,599	55,420,000	58,421,992
400000	Use of/Contribution to Fund Balance	-	(1,569,193)	(2,046,503)	(2,296,098)
Total Resources for:10110 - Industrial Insurance Fund		39,501,956	42,395,406	53,373,498	56,125,895
360740	Unemployment Comp Contri	2,460,777	2,409,000	3,976,121	3,644,317
Total Revenues for: 10111 - Unemployment Insurance Fund		2,460,777	2,409,000	3,976,121	3,644,317
400000	Use of/Contribution to Fund Balance	-	102,000	-	-
Total Resources for:10111 - Unemployment Insurance Fund		2,460,777	2,511,000	3,976,121	3,644,317
350190	Nsf Check Fees	40	-	-	-
360020	Inv Earn-Residual Cash	2,569,155	2,315,200	2,802,891	2,929,022
360370	Insurance Prens & Recoveries	11,381,168	13,299,892	13,090,619	14,137,868
360520	Health Care Ins Contrib-Employ	38,739,053	41,614,595	40,325,506	41,132,016
360530	Dental Premiums-Employee	2,288,123	-	2,380,563	2,428,174
360770	Health Care Premiums-Employ	270,955,635	285,042,347	307,751,835	327,300,758
360900	Miscellaneous Revs-Other Rev	790,166	707,998	769,642	769,642
Total Revenues for: 10112 - Health Care Fund		326,723,340	342,980,031	367,121,056	388,697,480
400000	Use of/Contribution to Fund Balance	-	(13,154,721)	(6,705,078)	(7,393,331)
Total Resources for:10112 - Health Care Fund		326,723,340	329,825,310	360,415,978	381,304,148

Seattle Department of Human Resources

360020	Inv Earn-Residual Cash	-	17,597	37,597	37,597
360470	Employee Grp Trm Life Contribut	4,324,013	3,572,427	4,552,047	4,643,088
360480	Grp Trm Life Insur Employr	511,708	550,105	700,953	714,972
360500	L/T Disabil Insur Employee Con	1,546,371	2,269,004	1,684,489	1,718,178
360510	L/T Disabil Insur Employer Con	108,335	254,248	118,011	120,372
Total Revenues for: 10113 - Group Term Life Fund		6,490,429	6,663,381	7,093,097	7,234,207
400000	Use of/Contribution to Fund Balance	-	-	(37,597)	(2,320)
Total Resources for:10113 - Group Term Life Fund		6,490,429	6,663,381	7,055,500	7,231,887
360520	Health Care Ins Contrib-Employ	1,820,342	2,000,000	2,000,000	2,000,000
Total Revenues for: 63100 - Fire Fighters Healthcare Fund		1,820,342	2,000,000	2,000,000	2,000,000
Total SDHR Resources		401,002,340	410,124,097	453,234,902	477,941,958

Appropriations by Budget Summary Level and Program

Seattle Department of Human Resources

SDHR - BO-HR-GTL - GTL/LTD/AD&D Insurance Service

The purpose of the Group Term Life Budget Summary Level is to provide appropriation authority for the City's group term life insurance, long-term disability insurance, and accidental death and dismemberment insurance.

Program Expenditures	2023 Actuals	2024 Adopted	2025 Proposed	2026 Proposed
GTL/LTD/AD&D Insurance	6,493,868	6,663,381	7,055,500	7,231,887
Total	6,493,868	6,663,381	7,055,500	7,231,887

**FTE totals are provided for informational purposes only. Changes in FTEs resulting from City Council or Human Resources Director actions outside of the budget process may not be detailed here*

SDHR - BO-HR-HEALTH - Health Care Services

The purpose of the Health Care Budget Summary Level is to provide for the City's medical, dental, and vision insurance programs; the Flexible Spending Account; the Employee Assistance Program; and COBRA continuation coverage costs.

Program Expenditures	2023 Actuals	2024 Adopted	2025 Proposed	2026 Proposed
Health Care Services	311,888,797	331,825,309	362,415,978	383,304,148
Total	311,888,797	331,825,309	362,415,978	383,304,148

**FTE totals are provided for informational purposes only. Changes in FTEs resulting from City Council or Human Resources Director actions outside of the budget process may not be detailed here*

SDHR - BO-HR-INDINS - Industrial Insurance Services

The purpose of the Industrial Insurance Budget Summary Level is to provide for medical, wage replacement, pension, and disability claims related to occupational injuries and illnesses, occupational medical monitoring, workplace safety programs, and related expenses.

Program Expenditures	2023 Actuals	2024 Adopted	2025 Proposed	2026 Proposed
Industrial Insurance Services	47,932,972	42,395,406	53,373,498	56,125,895
Total	47,932,972	42,395,406	53,373,498	56,125,895

**FTE totals are provided for informational purposes only. Changes in FTEs resulting from City Council or Human Resources Director actions outside of the budget process may not be detailed here*

Seattle Department of Human Resources

SDHR - BO-HR-N5000 - Leadership and Administration

The purpose of the Leadership and Administration Budget Summary Level is to establish Citywide personnel rules and policies; provide consultative assistance to employees, departments, and policymakers; and lead Citywide programs and initiatives with the underlying objective of workforce equity. This Budget Summary Level also provides services that support City and SDHR department management, including financial and accounting services.

Program Expenditures	2023 Actuals	2024 Adopted	2025 Proposed	2026 Proposed
Citywide Indirect Costs	3,354,947	3,576,966	3,583,917	3,701,758
Departmental Indirect Costs	3,213,206	2,948,095	2,990,887	3,126,525
Divisional Indirect Costs	4,521,418	4,078,434	3,177,809	3,323,754
Indirect Cost Recovery	(10,909,122)	(13,162,575)	-	-
Pooled Benefits	-	2,513,104	2,272,293	2,426,951
Total	180,448	(45,976)	12,024,906	12,578,988
Full-time Equivalents Total*	32.00	32.00	31.00	31.00

**FTE totals are provided for informational purposes only. Changes in FTEs resulting from City Council or Human Resources Director actions outside of the budget process may not be detailed here*

The following information summarizes the programs in Leadership and Administration Budget Summary Level:

Citywide Indirect Costs

Expenditures/FTE	2023 Actuals	2024 Adopted	2025 Proposed	2026 Proposed
Citywide Indirect Costs	3,354,947	3,576,966	3,583,917	3,701,758

Departmental Indirect Costs

Expenditures/FTE	2023 Actuals	2024 Adopted	2025 Proposed	2026 Proposed
Departmental Indirect Costs	3,213,206	2,948,095	2,990,887	3,126,525
Full Time Equivalents Total	17.00	17.00	17.00	17.00

Divisional Indirect Costs

Expenditures/FTE	2023 Actuals	2024 Adopted	2025 Proposed	2026 Proposed
Divisional Indirect Costs	4,521,418	4,078,434	3,177,809	3,323,754
Full Time Equivalents Total	15.00	15.00	14.00	14.00

Indirect Cost Recovery

Expenditures/FTE	2023 Actuals	2024 Adopted	2025 Proposed	2026 Proposed
Indirect Cost Recovery	(10,909,122)	(13,162,575)	-	-

Seattle Department of Human Resources

Pooled Benefits

	2023	2024	2025	2026
Expenditures/FTE	Actuals	Adopted	Proposed	Proposed
Pooled Benefits	-	2,513,104	2,272,293	2,426,951

SDHR - BO-HR-N6000 - HR Services

The purpose of the HR Services Budget Summary Level is to provide Citywide strategic and technical human resources support while incorporating workforce equity strategies. This BSL: administers employee benefits, including health care and workers' compensation as well as absence management; provides recruitment and staffing services; advises on employee training and development services; and negotiates and implements collective bargaining agreements. Other functions include safety, compensation/classification, supported employment programs, and Citywide human resources information management services.

Program Expenditures	2023	2024	2025	2026
	Actuals	Adopted	Proposed	Proposed
HR Investigations	1,438,024	1,471,035	1,027,127	1,077,810
HR Service Delivery	2,019,328	2,235,813	780,153	828,257
HR Shared/Admin Services	9,168,816	11,115,499	5,176,695	5,431,552
HR Work Force Equity	2,071,027	1,054,711	-	-
Labor Relations	2,626,765	2,757,161	1,127,786	1,183,495
Recruit Retent	4,501,628	5,652,515	1,580,954	1,648,925
Training/Org Effectiveness	2,023,694	1,910,834	862,510	867,539
Total	23,849,283	26,197,568	10,555,224	11,037,577
Full-time Equivalents Total*	86.00	86.00	65.50	65.50

**FTE totals are provided for informational purposes only. Changes in FTEs resulting from City Council or Human Resources Director actions outside of the budget process may not be detailed here*

The following information summarizes the programs in HR Services Budget Summary Level:

HR Investigations

	2023	2024	2025	2026
Expenditures/FTE	Actuals	Adopted	Proposed	Proposed
HR Investigations	1,438,024	1,471,035	1,027,127	1,077,810
Full Time Equivalents Total	5.00	5.00	5.00	5.00

HR Service Delivery

	2023	2024	2025	2026
Expenditures/FTE	Actuals	Adopted	Proposed	Proposed
HR Service Delivery	2,019,328	2,235,813	780,153	828,257
Full Time Equivalents Total	8.50	9.50	8.50	8.50

Seattle Department of Human Resources

HR Shared/Admin Services

	2023	2024	2025	2026
Expenditures/FTE	Actuals	Adopted	Proposed	Proposed
HR Shared/Admin Services	9,168,816	11,115,499	5,176,695	5,431,552
Full Time Equivalents Total	39.00	41.00	37.00	37.00

HR Work Force Equity

	2023	2024	2025	2026
Expenditures/FTE	Actuals	Adopted	Proposed	Proposed
HR Work Force Equity	2,071,027	1,054,711	-	-
Full Time Equivalents Total	9.50	9.50	8.00	8.00

Labor Relations

	2023	2024	2025	2026
Expenditures/FTE	Actuals	Adopted	Proposed	Proposed
Labor Relations	2,626,765	2,757,161	1,127,786	1,183,495
Full Time Equivalents Total	5.00	5.00	5.00	5.00

Recruit Retent

	2023	2024	2025	2026
Expenditures/FTE	Actuals	Adopted	Proposed	Proposed
Recruit Retent	4,501,628	5,652,515	1,580,954	1,648,925
Full Time Equivalents Total	10.00	10.00	-	-

Training/Org Effectiveness

	2023	2024	2025	2026
Expenditures/FTE	Actuals	Adopted	Proposed	Proposed
Training/Org Effectiveness	2,023,694	1,910,834	862,510	867,539
Full Time Equivalents Total	9.00	6.00	2.00	2.00

SDHR - BO-HR-UNEMP - Unemployment Services

The purpose of the Unemployment Insurance Budget Summary Level is to provide the budget authority for the City to pay unemployment compensation expenses.

Program Expenditures	2023	2024	2025	2026
	Actuals	Adopted	Proposed	Proposed
Unemployment Services	1,568,808	2,511,000	3,976,121	3,644,317
Total	1,568,808	2,511,000	3,976,121	3,644,317

**FTE totals are provided for informational purposes only. Changes in FTEs resulting from City Council or Human Resources Director actions outside of the budget process may not be detailed here*

Seattle Information Technology Department

Rob Lloyd, Chief Technology Officer

(206) 386-0026

<http://www.seattle.gov/seattleIT>

Department Overview

Seattle IT is a trusted partner that provides secure, reliable, and compliant technologies enabling the City to deliver equitable and responsive services to the public.

The Seattle Information Technology Department (Seattle IT) provides strategic direction for and management of the City's information technology resources. Our services include data, telephone, and radio networks; applications and application infrastructure; desktop, mobile, and printing device support; website and digital engagement tools; data centers, servers, storage, and backup; video production and coverage of public meetings; and community support for digital equity, civic technology, and public internet access initiatives. Seattle IT also manages the City's cable fund, designated projects on behalf of the City, other departments, and regional partners.

Seattle IT is organized into eight divisions: Applications; Collaboration and Workplace Technologies; Security and Infrastructure; Project Delivery; Client and Community Engagement; Data Privacy, Accountability, and Compliance; Chief of Staff; and Finance.

Budget Snapshot

	2023 Actuals	2024 Adopted	2025 Proposed	2026 Proposed
Department Support				
Other Funding - Operating	244,643,878	278,003,083	262,468,939	269,711,589
Total Operations	244,643,878	278,003,083	262,468,939	269,711,589
Capital Support				
Other Funding - Capital	38,798,361	24,493,025	20,976,134	17,639,366
Total Capital	38,798,361	24,493,025	20,976,134	17,639,366
Total Appropriations	283,442,239	302,496,108	283,445,073	287,350,955

Full-Time Equivalents Total* 669.00 678.00 615.00 615.00

* FTE totals are provided for informational purposes only. Changes in FTEs resulting from City Council or Human Resources Director actions outside of the budget process may not be detailed here

Budget Overview

As an internal service department, Seattle IT provides services to other City departments that in turn fund Seattle IT's budget. The City's 2025-2026 Proposed Budget maintains core services for Seattle IT. The department will continue current service levels in cybersecurity, applications, infrastructure, public records disclosure coordination, City IT governance and administration, client solutions, and the Affordable Seattle program.

The General Fund revenue forecast for the City's 2025-2026 Proposed Budget is insufficient to cover all anticipated

Seattle Information Technology Department

Citywide costs. General Fund reductions were identified to mitigate this shortfall. To preserve critical City services due to the General Fund deficit, budget adjustments were made in the following areas.

Reductions of 25% to the IT project delivery program, device support and replacement program, and the service desk are the most significant changes in the proposed budget. The combined decreases the department budget by \$5.5 million, and reduces a total of 29 positions. Service desk call wait times will likely increase and may potentially double, and staff will be using older computers and experiencing slower response to IT support needs. The City's financial constraints are expected to lead to fewer IT projects generally; however the reduction to the project delivery program will require managing existing resources differently for remaining project portfolio.

ITD is also taking reductions less impactful to customer departments, leading to \$17.9 million in budget reductions. In order to achieve this the department will increase its personnel vacancy rate to 8%, assume retirements, reduce department project budget, reduce temporary staffing budget, and reduce the operations and maintenance contracts currently held. Impacts from these reductions will be felt by Seattle IT, and additional pressure will be applied to manage with fewer resources.

In addition to the City's shortfall, revenues from cable subscription fees continue to decline as fewer people use traditional cable television. In order to balance the Cable Television Franchise Fund, \$2 million and 6 positions are reduced from the Seattle Channel program. This will reduce programming down to basic City Council and Executive coverage, resulting in a noticeable change to service levels. The City will need to minimize overlapping coverage requests when scheduling programming.

As the City's coordinator and supplier of all technology needs, Seattle IT also manages the budget for external needs like Microsoft licensing, sever and storage, police technology like body worn cameras, Adobe, Oracle and many other services and software. These costs are increasing by \$8.4M in the proposed budget with the largest portion (\$2.1M) related to fees for the regional public safety radio network.

The proposed budget also includes many technical adjustments and Citywide changes, including \$17.2 million related to contract and wage increase agreements. Two capital IT projects were approved in the proposed budget: a \$5.6 million upgrade and transition to the cloud of two Oracle Enterprise Content Management systems; and a \$1.9 million project for SPD to use for a timekeeping, leave and scheduling system.

Seattle Information Technology Department

Incremental Budget Changes

Seattle Information Technology Department

	Dollars	FTE
2025 Beginning Budget	292,228,147	678.00
Baseline		
Remove 2024 One-Time Items	(4,613,711)	-
Baseline Technical Adjustments	(7,426,058)	-
Inflation Adjustments	6,208,280	-
Citywide Adjustments for Standard Cost Changes	(117,907)	-
Bargained Annual Wage and Market Wage Increases to Base Budget	1,941,549	-
Labor and Maintenance Budget Realignment	2,326,828	-
Realign Post-Rate Revenue Changes	(297,522)	-
Updates to the Counts Used to Cost Department IT Budgets	(736,052)	-
Depreciation, Principal and Interest True-Up	725,929	-
Adjust Capital Projects Outyears	-	-
Cable Fund Technical Adjustments	(1,574,080)	-
Proposed Operating		
Reduction to the Project Delivery Program	(2,453,119)	(12.00)
Reduction to the Device Support Program	(2,004,420)	(11.00)
Reduction to the City IT Service Desk	(997,119)	(6.00)
Reduction to Salaries Budget with Higher Vacancy Rate and Retirement Assumption	(4,374,222)	-
Reduction to Discretionary Budgets Departmentwide	(8,075,833)	(2.00)
Reduction to Operational Maintenance Agreements and Contracting Budgets	(3,203,145)	-
Reduction to Applications to Support Inflation-Driven Maintenance Budget Increases	(2,236,801)	-
Reduction to Seattle Channel Cable Funded Programming	(1,601,206)	(6.00)
Additional Budget for Adobe and Enterprise Agreements	1,678,250	-
Additional Budget for Department-Specific Technologies	1,892,595	-
Additional Budget for Permitting and Geospatial Platforms	801,000	-
Additional Budget for Records Renewals	700,000	-
Additional Budget for Cybersecurity Renewals	597,000	-
Additional Budget for Technical Infrastructure Renewals	475,000	-
Continue the Affordable Seattle Program	116,989	-
Transferring Staff from CBO to ITD for Affordable Seattle Program	208,699	1.00
PSERN Operator Increase	1,723,969	-
Proposed Capital		
Enterprise Content Management Oracle Cloud Migration	1,758,191	-

Seattle Information Technology Department

	Dollars	FTE
Time Tracking, Leave and Scheduling for the Seattle Police Department	1,905,363	-
Reduction to Replacements of Seattle Channel Capital Equipment	(372,484)	-
Proposed Technical		
Final Adjustments for Standard Cost Changes	(333,383)	-
Bargained Annual Wage and Market Wage Increases to Base Budget – Local 77	11,218,918	-
Indirect Cost Adjustment from Budget Changes	(131,869)	-
Reducing Accela Permitting Sunset Positions	(661,405)	(4.00)
Ongoing Changes from Current Year Legislation	-	(23.00)
Operating Impacts of Capital Adjustments	(645,941)	-
Telecom Redesign Project Shift in Bond Issuance	3,460,000	-
Maintenance Funding for SPU-Specific Items	454,644	-
Add Maintenance Budget for Oracle ECM Upgrade	-	-
Add Maintenance Budget for SPD's Time Keeping, Leave and Scheduling Software	-	-
SPU Technology Budget Adjustment	(305,000)	-
Seattle City Light Technology Budget Adjustment	(4,815,000)	-
Total Incremental Changes	\$(8,783,074)	(63.00)
Total 2025 Proposed Budget	\$283,445,073	615.00

Description of Incremental Budget Changes

Baseline

Remove 2024 One-Time Items

Expenditures	\$(4,613,711)
Revenues	\$(1,941,094)

This item includes budget adjustments for one-time changes in the 2024 Adopted Budget, including removal of a Council add of \$1 million for the RecordPoint project, and a \$2.5 million transfer from the radio reserve to the General Fund.

Baseline Technical Adjustments

Expenditures	\$(7,426,058)
Revenues	\$1,115,703

This item fixes a budgeting error that inadvertently added labor increases before they were under agreement, and makes minor changes to the baseline budget, including \$55,000 for Video Voter's guide funding, and removing \$14,000 for SPD internal operating initiatives.

Seattle Information Technology Department

Inflation Adjustments

Expenditures	\$6,208,280
Revenues	\$6,208,271

This item updates ITD's base budget for inflation factors, to provide budget for increasing costs. The City Budget Office provides ITD inflation assumptions for items such as wage adjustments, health care and retirement.

Citywide Adjustments for Standard Cost Changes

Expenditures	\$(117,907)
--------------	-------------

Citywide technical adjustments made in the baseline phase reflect changes to internal services costs, including rates from the Department of Finance & Administrative Services, Seattle Information Technology Department, Seattle Department of Human Resources, and for healthcare, retirement, and industrial insurance charges for the department. These adjustments reflect initial assumptions about these costs and inflators early in the budget process.

Bargained Annual Wage and Market Wage Increases to Base Budget

Expenditures	\$1,941,549
Revenues	\$1,934,064

This centrally administered change adjusts appropriations to reflect the Annual Wage Increases and Market Adjustments, as outlined in the agreements between the City and the Coalition of Unions or other standalone Unions, for personnel costs included in this department's baseline budget. This includes increases to salary, FICA, Medicare, retirement, overtime and temporary labor.

Labor and Maintenance Budget Realignment

Expenditures	\$2,326,828
Revenues	\$2,326,836

This item realigns budget for Seattle IT's staffing and labor costs where the costs are occurring, and also realigns Seattle IT's funding for annual software maintenance contracts with the projected IT service needs for the proposed budget.

Realign Post-Rate Revenue Changes

Expenditures	\$(297,522)
Revenues	\$(137,372)

This item updates budget and revenues to reflect changes made to Seattle IT's budget after customer rates were finalized during the 2024 budgeting process.

Updates to the Counts Used to Cost Department IT Budgets

Expenditures	\$(736,052)
Revenues	\$(736,050)

This baseline change updates the counts (of devices, licenses, employees, etc) used in Seattle IT's various cost recovery methodologies to better reflect current IT usage across the City.

Seattle Information Technology Department

Depreciation, Principal and Interest True-Up

Expenditures	\$725,929
Revenues	\$725,497

This item adjusts the amount and distribution of Seattle IT's depreciation, principal and interest budget based on the debt service schedule and planned spending in the proposed budget.

Adjust Capital Projects Outyears

Expenditures	-
Revenues	\$10,950,064

This item adds bond and department billing revenue to Seattle IT's fund for planned capital budget projects, and adjusts capital project outyear budgets to align with the six-year CIP plan by adding budget to year 2030.

Cable Fund Technical Adjustments

Expenditures	\$(1,574,080)
Revenues	\$(1,574,081)

This item adjusts the Cable Television Franchise Fee Fund budget, reducing the cable fund to match the reductions taken to the Seattle Channel needed to balance the fund in the proposed budget,

Proposed Operating

Reduction to the Project Delivery Program

Expenditures	\$(2,453,119)
Revenues	\$(2,454,444)
Position Allocation	(12.00)

Due to City financial constraints, the proposed budget includes a reduction to ITD's project delivery team by 25%, \$2.45 million and 12 FTEs (six Information Technology Professional - Bs; two Information Technology Professional - As; one Strategic Advisor 1, IT; one Strategic Advisor 2, one Strategic Advisor 3; and one Executive 2). This team serves as the staffing on IT projects in the City, providing project management and business analyst support among several other lines of support. This reduction anticipates a reduction in IT projects in the City due to overall budget reductions and may result in ITD managing available resources differently. The team maintains approximately a staff of 36 and nearly \$7.5 million.

Reduction to the Device Support Program

Expenditures	\$(2,004,420)
Revenues	\$(2,005,568)
Position Allocation	(11.00)

Due to City financial constraints, the proposed budget includes a reduction to ITD's device support program by 25%, \$2 million and 11 FTEs (nine Information Technology Professional - Cs and two Information Technology Professional - Bs). This program provides a number of services to the City, but primarily serves as the computer replacement staff and equipment. This reduction will require ITD to realign the services the program is able to provide, including less frequent replacement of aging technology and capacity to respond to service requests. This program maintains approximately a staff of 33 and \$6 million.

Seattle Information Technology Department

Reduction to the City IT Service Desk

Expenditures	\$(997,119)
Revenues	\$(997,764)
Position Allocation	(6.00)

Due to City financial constraints, the proposed budget includes a reduction to ITD's service desk by 25%, \$1 million and 6 FTEs (six Information Technology Systems Analysts). The service desk provides the City's staff center for staff having technology issues or needs, which can come through the online ticket system or direct calls into the service phone center. This reduction will impact the service desk's overall ability to respond to requests, including call wait times potentially growing from three to ten minutes, and slower issue resolution. This team maintains approximately a staff of 18 and \$3 million.

Reduction to Salaries Budget with Higher Vacancy Rate and Retirement Assumption

Expenditures	\$(4,374,222)
Revenues	\$(4,310,371)

Due to City financial constraints, the proposed budget includes a reduction to ITD's salary budget of \$4.3 million. The department's staffing vacancy rate assumption will increase to 8%, currently at 6%, and assumes 11 retirements over 2025 and 2026. This item reduces budget without directly impacting other departments, however the department will have to manage to this, likely reducing services in areas unknown until implemented.

Reduction to Discretionary Budgets Departmentwide

Expenditures	\$(8,075,833)
Revenues	\$(8,075,954)
Position Allocation	(2.00)

Due to City financial constraints, the proposed budget includes a reduction to ITD's discretionary budgets across the department by \$8 million and 2 FTEs (two Information Technology Professional - As). This reduction includes \$3.9 million of SDOT project budget unused in recent budgets, \$2.8 million of temporary employee budget, and \$1.2 million of other budget reductions. Reducing these items will restrict flexibility in ITD's budget, but will not likely impact other departments and customers.

Reduction to Operational Maintenance Agreements and Contracting Budgets

Expenditures	\$(3,203,145)
Revenues	\$(3,203,145)

Due to City financial constraints, the proposed budget includes a reduction to ITD's operational maintenance agreements and contracting budgets by \$3.2 million. ITD reviewed the contracts and agreements held and proposed a reduction to defund ones analyzed to be capable of existing staff to perform, or other ways to operate without them moving forward. This item will further reduce flexibility within the department, but should not impact other departments or customers.

Reduction to Applications to Support Inflation-Driven Maintenance Budget Increases

Expenditures	\$(2,236,801)
Revenues	\$(2,234,576)

ITD is the City's coordinator for technology services, including external software providers, many of which have grown in cost and continue to rise above inflation in cases. This item reduces the software maintenance expenditures by \$2.2 million in order to help the impact of some of these cost increases listed elsewhere in the ITD proposed budget. These software costs may require refunding this reduction in a future budget.

Seattle Information Technology Department

Reduction to Seattle Channel Cable Funded Programming

Expenditures	\$(1,601,206)
Revenues	\$(1,601,570)
Position Allocation	(6.00)

The City's revenues from cable television subscriptions continues to decline, leading to reductions needed to keep the Cable Television Franchise Fund in balance in the proposed budget. This item reduces Seattle Channel services by \$1.6 million and 6 FTEs (three Video Specialist IIs; one Information Technology Professional - B; one Strategic Advisor 2, Exempt; and one Strategic Advisor 2, CSPI&P). Programming will be reduced to Council and Executive meetings and events, along with reductions to capital expenses needing to be absorbed within underspend.

Additional Budget for Adobe and Enterprise Agreements

Expenditures	\$1,678,250
Revenues	\$1,678,250

This funds \$1.7 million in additional budget for increased annual renewals related to the city's Adobe and Microsoft Enterprise agreements. These contracts have seen higher than anticipated growth after the pandemic, after years of smaller increases.

Additional Budget for Department-Specific Technologies

Expenditures	\$1,892,595
Revenues	\$1,892,595

This item adds \$1.9M for increased maintenance budget for department-specific technologies, including software supporting body worn cameras, Oracle for the utilities, and timekeeping software for SFD.

Additional Budget for Permitting and Geospatial Platforms

Expenditures	\$801,000
Revenues	\$801,000

This item for \$800,000 funds increases in the O&M costs for the City's Accela permitting software, and for mapping GIS services.

Additional Budget for Records Renewals

Expenditures	\$700,000
Revenues	\$700,000

This item funds \$700,000 for the annual license renewals for City records systems, including the RecordPoint project underway, and systems used by the City's public records team.

Additional Budget for Cybersecurity Renewals

Expenditures	\$597,000
Revenues	\$597,000

This item funds \$600,000 in O&M for cybersecurity services software the City uses to defend itself from cyber attacks, for both items unintentionally left out of the previous budget, and new items to the City.

Seattle Information Technology Department

Additional Budget for Technical Infrastructure Renewals

Expenditures	\$475,000
Revenues	\$475,000

This item for \$475,000 funds annual license renewals related to technical infrastructure, including server backup services and virtual computer access.

Continue the Affordable Seattle Program

Expenditures	\$116,989
Revenues	\$(255,960)

This item increases Payroll Expense Tax funding of \$416,000 in 2025 and \$429,000 in 2026 to support the Affordable Seattle Program and CiviForm application to replace funding from CLFR funds that expire in 2024. This funding is offset by reductions from the ITD fund, resulting in an overall increase to the program of \$117,000 annually. This increase enables the Affordable Seattle Program to continue at its current staffing and program level, as well as additional technical and consulting services. The Affordable Seattle Program and CiviForm application are proven to decrease the cost to live in Seattle and increase economic revitalization of the most vulnerable communities.

Transferring Staff from CBO to ITD for Affordable Seattle Program

Expenditures	\$208,699
Revenues	\$(12,359)
Position Allocation	1.00

This item transfers one position and budget currently working on the Affordable Seattle Program within the City Budget Office to unite with the larger team housed within Seattle IT. The proposal would shift the allocated staffing budget for the 1.0 FTE (Strategic Advisor 2, Exempt) through Payroll Expense Tax to Seattle IT and align budget with actual staff cost.

PSERN Operator Increase

Expenditures	\$1,723,969
Revenues	\$575,906

This item increases funding by \$1.7M to pay the Public Safety Emergency Radio Network (PSERN) operator, which serves as the region's emergency radio service. PSERN began operations in 2024 and adopted a rate plan which grows annually, and the City will need to budget for the incremental amount each year.

Proposed Capital

Enterprise Content Management Oracle Cloud Migration

Expenditures	\$1,758,191
Revenues	\$1,758,191

This \$5.6M project over three years will move and upgrade two Oracle Enterprise Content Management (ECM) platforms to the cloud, which serves departments across the City for critical applications such as the permitting system, utility assistance program, electronic document management system, Seattle City Light's customer online application, and AP/procurement systems. The current ECM versions will no longer be supported after 2026, the upgrade will also bring the system technically up to date, and create efficiencies including reduced cost for future upgrades.

Seattle Information Technology Department

Time Tracking, Leave and Scheduling for the Seattle Police Department

Expenditures	\$1,905,363
Revenues	\$1,905,363

This item adds \$1.9M for the procurement, implementation, and maintenance of a scheduling and timekeeping system to provide for better management of staff resources in the department and help align with the City's new time keeping Workday system implemented in 2024.

Reduction to Replacements of Seattle Channel Capital Equipment

Expenditures	\$(372,484)
Revenues	\$(372,484)

This item is described in the Reduction to Seattle Channel Cable Funded Programming budget change, and serves as the capital portion of the reductions needed, reallocating \$372,000 in this equipment replacement program to other funding needs. The City's revenues from cable television subscriptions continues to decline, leading to reductions needed to keep the Cable Television Franchise Fund in balance in the proposed budget.

Proposed Technical

Final Adjustments for Standard Cost Changes

Expenditures	\$(333,383)
--------------	-------------

Citywide technical adjustments made in the proposed phase reflect changes to internal services costs, including rates from the Department of Finance & Administrative Services, Seattle Information Technology Department, Seattle Department of Human Resources, and for healthcare for the department. These adjustments reflect final decisions about these costs made during the Proposed Phase of the budget process.

Bargained Annual Wage and Market Wage Increases to Base Budget – Local 77

Expenditures	\$11,218,918
--------------	--------------

This centrally administered change adjusts appropriations to reflect the Annual Wage Increases and Market Adjustments, as outlined in the agreements between the City and Local 77 bargaining units, for personnel costs included in this department's budget. This includes increases to salary, FICA, Medicare, retirement, overtime and temporary labor.

Indirect Cost Adjustment from Budget Changes

Expenditures	\$(131,869)
Revenues	\$(131,866)

This item represents the impacts of 2023-2024 budget items on Seattle IT's indirect cost model. As funding changes with budget decisions made, it affects the level of indirect cost charges made as levels increase or decrease in changing programs.

Seattle Information Technology Department

Reducing Accela Permitting Sunset Positions

Expenditures	\$(661,405)
Revenues	\$(662,053)
Position Allocation	(4.00)

In the 2023 Adopted and 2024 Endorsed Budget, four FTEs (three Information Technology Professional - Bs, and one Information Technology Professional - A) were added to Seattle IT's Accela permitting program. These positions will sunset in 2024, and this item reduces the positions and budget from the program.

Ongoing Changes from Current Year Legislation

Position Allocation	(23.00)
---------------------	---------

This change includes ongoing budget and/or position changes resulting from current year legislation in 2024, including the Year End Supplemental Ordinance. For ITD, this item removes 23 positions funded by Coronavirus Local Fiscal Recovery, which ends in 2024.

Operating Impacts of Capital Adjustments

Expenditures	\$(645,941)
Revenues	\$(645,941)

This item reflects the operating impacts of the bond changes being made in the 2025 budget. As a result of the Telecommunications CIP adjustment moving bond issuance budget from 2024 and into 2025, this change request adjusts principal and interest costs on the proposed bond issuances.

Telecom Redesign Project Shift in Bond Issuance

Expenditures	\$3,460,000
Revenues	\$3,460,000

This item moves \$3.5 million of bond funding to the telecom redesign project in 2025, that was previously planned for 2024. The project has been delayed because of staffing and technology changes, and these budget changes reflect the revised spending plan.

Maintenance Funding for SPU-Specific Items

Expenditures	\$454,644
Revenues	\$454,644

This item for \$455,000 funds maintenance costs for SPU-specific annual renewal costs.

Add Maintenance Budget for Oracle ECM Upgrade

Expenditures	-
Revenues	-

This item starts in 2026 for \$127,000 and will support increased maintenance costs related to the Oracle Enterprise Content Management project that is moving those systems to the cloud.

Seattle Information Technology Department

Add Maintenance Budget for SPD's Time Keeping, Leave and Scheduling Software

Expenditures	-
Revenues	-

This item will support O&M costs related to the SPD time keeping, leave and scheduling software for \$704,000 starting in 2026.

SPU Technology Budget Adjustment

Expenditures	\$(305,000)
Revenues	\$(305,000)

This item changes appropriation authority for the anticipated Seattle Public Utilities (SPU) budget for IT projects in 2025 and 2026. This change aligns budget with forecasted spending plan.

Seattle City Light Technology Budget Adjustment

Expenditures	\$(4,815,000)
Revenues	\$(4,815,000)

This item changes appropriation authority for the anticipated Seattle City Light's budget for IT projects in 2025 and 2026. This change will align budget with the forecasted spending plan.

Seattle Information Technology Department

Expenditure Overview

	2023 Actuals	2024 Adopted	2025 Proposed	2026 Proposed
Appropriations				
ITD - BC-IT-C0700 - Capital Improvement Projects				
50410 - Information Technology Fund	38,798,361	24,493,025	20,976,134	17,639,366
Total for BSL: BC-IT-C0700	38,798,361	24,493,025	20,976,134	17,639,366
ITD - BO-IT-D0100 - Leadership and Administration				
50410 - Information Technology Fund	26,964,129	30,221,208	27,441,343	28,794,291
Total for BSL: BO-IT-D0100	26,964,129	30,221,208	27,441,343	28,794,291
ITD - BO-IT-D0200 - Cable Franchise				
10101 - Cable TV Franchise Fund	6,399,192	7,203,147	5,629,067	5,825,238
Total for BSL: BO-IT-D0200	6,399,192	7,203,147	5,629,067	5,825,238
ITD - BO-IT-D0300 - Technology Infrastructure				
50410 - Information Technology Fund	57,576,714	65,950,075	65,128,251	70,320,311
Total for BSL: BO-IT-D0300	57,576,714	65,950,075	65,128,251	70,320,311
ITD - BO-IT-D0400 - Frontline Services and Workplace				
50410 - Information Technology Fund	55,241,462	49,800,303	48,530,693	49,657,165
Total for BSL: BO-IT-D0400	55,241,462	49,800,303	48,530,693	49,657,165
ITD - BO-IT-D0500 - Digital Security & Risk				
50410 - Information Technology Fund	7,017,352	8,190,242	8,491,693	8,501,054
Total for BSL: BO-IT-D0500	7,017,352	8,190,242	8,491,693	8,501,054
ITD - BO-IT-D0600 - Applications				
14000 - Coronavirus Local Fiscal Recovery Fund	4,278,355	(1,673)	-	-
14500 - Payroll Expense Tax	199,595	566,274	1,114,245	1,124,176
50410 - Information Technology Fund	81,595,193	110,246,431	98,784,782	97,862,536
Total for BSL: BO-IT-D0600	86,073,142	110,811,032	99,899,027	98,986,713
ITD - BO-IT-D0800 - Client Solutions				
50410 - Information Technology Fund	5,371,886	5,827,075	7,348,865	7,626,818
Total for BSL: BO-IT-D0800	5,371,886	5,827,075	7,348,865	7,626,818
Department Total	283,442,239	302,496,108	283,445,073	287,350,955
Department Full-Time Equivalents Total*	673.00	670.00	615.00	615.00

* FTE totals are provided for informational purposes only. Changes in FTEs resulting from City Council or Human Resources Director actions outside of the budget process may not be detailed here

Seattle Information Technology Department

Budget Summary by Fund Seattle Information Technology Department

	2023 Actuals	2024 Adopted	2025 Proposed	2026 Proposed
10101 - Cable TV Franchise Fund	6,399,192	7,203,147	5,629,067	5,825,238
14000 - Coronavirus Local Fiscal Recovery Fund	4,278,355	(1,673)	-	-
14500 - Payroll Expense Tax	199,595	566,274	1,114,245	1,124,176
50410 - Information Technology Fund	272,565,097	294,728,361	276,701,761	280,401,540
Budget Totals for ITD	283,442,239	302,496,108	283,445,073	287,350,955

Seattle Information Technology Department

Revenue Overview

2025 Estimated Revenues

Account Code	Account Name	2023 Actuals	2024 Adopted	2025 Proposed	2026 Proposed
321090	Bus Lic&Perm-Cable Fran Fees	41,073	5,463,460	5,587,749	5,379,884
321900	Bus Lic&Perm-Other	6,097,038	-	-	-
360020	Inv Earn-Residual Cash	-	28,752	80,760	77,756
Total Revenues for: 10101 - Cable TV Franchise Fund		6,138,111	5,492,212	5,668,509	5,457,640
400000	Use of/Contribution to Fund Balance	-	1,710,935	(39,443)	367,597
Total Resources for:10101 - Cable TV Franchise Fund		6,138,111	7,203,147	5,629,066	5,825,237
331110	Direct Fed Grants	4,278,355	-	-	-
Total Revenues for: 14000 - Coronavirus Local Fiscal Recovery Fund		4,278,355	-	-	-
331110	Direct Fed Grants	1,707	-	-	-
341400	Fiber Communications Revenues	2,424,828	-	-	-
342130	Communication Service Fees	309,131	-	-	-
348170	Isf-Itd Alloc Rev	197,795,443	212,178,075	209,667,161	221,429,418
348180	Isf-Itd Billed Rev	36,828,105	65,005,735	53,922,740	52,035,981
360020	Inv Earn-Residual Cash	-	-	-	-
360220	Interest Earned On Delinquent A	491	-	-	-
360900	Miscellaneous Revs-Other Rev	147,713	-	-	-
391010	G.O.Bond Proceeds	18,005,000	10,911,700	9,195,000	5,949,000
391080	Premium On Gen Obl Bonds	1,856,000	-	-	-
397010	Operating Transfers In	17,068,486	3,791,017	-	-
Total Revenues for: 50410 - Information Technology Fund		274,436,904	291,886,526	272,784,901	279,414,399
400000	Use of/Contribution to Fund Balance	-	2,841,833	3,916,864	987,143
Total Resources for:50410 - Information Technology Fund		274,436,904	294,728,359	276,701,765	280,401,542
Total ITD Resources		284,853,370	301,931,505	282,330,831	286,226,779

Seattle Information Technology Department

Appropriations by Budget Summary Level and Program

ITD - BC-IT-C0700 - Capital Improvement Projects

The Capital Improvement Projects Budget Summary Level provides support for citywide or department-specific IT projects and initiatives within Seattle IT's Capital Improvement Program (CIP).

Program Expenditures	2023 Actuals	2024 Adopted	2025 Proposed	2026 Proposed
Application Services CIP	17,471,232	4,829,660	1,905,363	-
Citywide IT Initiatives CIP	313,260	-	1,758,191	2,571,508
Communications CIP	11,456,964	8,702,477	6,110,000	3,235,000
Enterprise Compute Services CIP	4,349,331	5,135,000	6,360,000	6,845,000
Fiber Enterprise Initiatives CIP	2,779,247	4,701,534	4,842,581	4,987,858
Programmatic Initiatives CIP	45,352	-	-	-
Radio Communications CIP	2,118,257	760,891	-	-
Seattle Channel CIP	264,719	363,463	-	-
Total	38,798,361	24,493,025	20,976,134	17,639,366

**FTE totals are provided for informational purposes only. Changes in FTEs resulting from City Council or Human Resources Director actions outside of the budget process may not be detailed here*

The following information summarizes the programs in Capital Improvement Projects Budget Summary Level:

Application Services CIP

This budget program contains Capital Improvement Program (CIP) funding associated with developing, implementing and enhancing various software applications used by City departments.

Expenditures/FTE	2023 Actuals	2024 Adopted	2025 Proposed	2026 Proposed
Application Services CIP	17,471,232	4,829,660	1,905,363	-

Citywide IT Initiatives CIP

This budget program contains the Capital Improvement Program (CIP) funding associated with a portfolio of capital IT initiatives. Projects in this program may support multiple departments.

Expenditures/FTE	2023 Actuals	2024 Adopted	2025 Proposed	2026 Proposed
Citywide IT Initiatives CIP	313,260	-	1,758,191	2,571,508

Communications CIP

This budget program contains the Capital Improvement Program (CIP) funding associated with ongoing design, acquisition, replacement and upgrading of software, infrastructure and major hardware for the City's data, communications and telephonic systems which may include switches, and or connectivity infrastructure.

Seattle Information Technology Department

	2023	2024	2025	2026
Expenditures/FTE	Actuals	Adopted	Proposed	Proposed
Communications CIP	11,456,964	8,702,477	6,110,000	3,235,000

Enterprise Compute Services CIP

This budget program contains the Capital Improvement Program (CIP) funding associated with the ongoing acquisition, replacement, and upgrading of server and storage systems.

	2023	2024	2025	2026
Expenditures/FTE	Actuals	Adopted	Proposed	Proposed
Enterprise Compute Services CIP	4,349,331	5,135,000	6,360,000	6,845,000

Fiber Enterprise Initiatives CIP

This budget program (formerly Technology Engineering & Project Management CIP) contains the Capital Improvement Program (CIP) funding associated with major maintenance and installation of a high-speed fiber-optic communication network for the City and its external fiber partners.

	2023	2024	2025	2026
Expenditures/FTE	Actuals	Adopted	Proposed	Proposed
Fiber Enterprise Initiatives CIP	2,779,247	4,701,534	4,842,581	4,987,858

Programmatic Initiatives CIP

This budget program contains the Capital Improvement Program (CIP) funding for one-time Seattle IT Programmatic Initiatives including the acquisition and development of a new data center, the remodeling of Seattle IT space in the Seattle Municipal Tower, and the acquisition of new technology management tools.

	2023	2024	2025	2026
Expenditures/FTE	Actuals	Adopted	Proposed	Proposed
Programmatic Initiatives CIP	45,352	-	-	-

Radio Communications CIP

This budget program contains the Capital Improvement Program (CIP) funding associated with the ongoing acquisition, replacement and upgrading of software and hardware for the City of Seattle's portion of the King County Regional 800 MHz radio system.

	2023	2024	2025	2026
Expenditures/FTE	Actuals	Adopted	Proposed	Proposed
Radio Communications CIP	2,118,257	760,891	-	-

Seattle Channel CIP

This budget program contains the Capital Improvement Program (CIP) funding associated with the ongoing acquisition, replacement and upgrading of the cablecasting and production systems for the Seattle Channel.

	2023	2024	2025	2026
Expenditures/FTE	Actuals	Adopted	Proposed	Proposed
Seattle Channel CIP	264,719	363,463	-	-

Seattle Information Technology Department

ITD - BO-IT-D0100 - Leadership and Administration

The Leadership and Administration Budget Summary Level provides executive, community, financial, human resource, and business support to Seattle IT.

Program Expenditures	2023 Actuals	2024 Adopted	2025 Proposed	2026 Proposed
Chief of Staff	-	-	-	-
Chief Privacy Office	-	-	-	-
Citywide Indirect Costs	13,909,681	8,316,392	6,580,025	7,043,528
CTO / Executive Team	-	-	-	-
Departmental Indirect Costs	21,132,226	22,070,559	20,931,128	21,801,953
Executive Advisor	-	-	-	-
Indirect Cost Recovery Offset	(6,904,140)	-	-	-
Pooled Benefits and PTO	(1,173,638)	(165,742)	(69,810)	(51,191)
Total	26,964,129	30,221,208	27,441,343	28,794,291
Full-time Equivalents Total*	80.50	81.50	80.50	80.50

**FTE totals are provided for informational purposes only. Changes in FTEs resulting from City Council or Human Resources Director actions outside of the budget process may not be detailed here*

The following information summarizes the programs in Leadership and Administration Budget Summary Level:

Chief of Staff

This budget program contains the funding associated with the leadership and accountability of core administrative support to ITD's divisions. These efforts include the oversight of ITD's talent, workforce planning and training, communications, finance, corporate performance, and organizational change management.

Expenditures/FTE	2023 Actuals	2024 Adopted	2025 Proposed	2026 Proposed
Chief of Staff	-	-	-	-

Chief Privacy Office

This budget program provides oversight and guidance required for City Departments to incorporate appropriate privacy and surveillance ordinance compliance practices into City operations with the objective of building public trust and confidence in how we collect and manage the public's personal information.

Expenditures/FTE	2023 Actuals	2024 Adopted	2025 Proposed	2026 Proposed
Chief Privacy Office	-	-	-	-

Citywide Indirect Costs

This budget program contains the funding associated with the various overhead costs charged to Seattle IT, including budget and expenses that have been allocated from other City departments.

Expenditures/FTE	2023 Actuals	2024 Adopted	2025 Proposed	2026 Proposed
Citywide Indirect Costs	13,909,681	8,316,392	6,580,025	7,043,528

Seattle Information Technology Department

CTO / Executive Team

This budget program contains the funding associated with the Chief Technology Officer (CTO) and the Seattle IT Executive Team. The CTO sets technology standards and strategies to ensure the City's technology investments are used efficiently and effectively.

Expenditures/FTE	2023 Actuals	2024 Adopted	2025 Proposed	2026 Proposed
CTO / Executive Team	-	-	-	-

Departmental Indirect Costs

The purpose of the Departmental Indirect Costs program is to fund costs associated with management of the department including executive, financial, communications, human resources, business support, and strategic planning and analysis services. It also includes the costs for the City's Privacy and Surveillance program.

Expenditures/FTE	2023 Actuals	2024 Adopted	2025 Proposed	2026 Proposed
Departmental Indirect Costs	21,132,226	22,070,559	20,931,128	21,801,953
Full Time Equivalents Total	80.50	81.50	80.50	80.50

Executive Advisor

This budget program contains funding for key administrative support functions including process improvement, governance, interdepartmental service delivery, support for ITD's Racial Social Justice Initiative and community focused technology strategies.

Expenditures/FTE	2023 Actuals	2024 Adopted	2025 Proposed	2026 Proposed
Executive Advisor	-	-	-	-

Indirect Cost Recovery Offset

This budget program is used for the indirect cost recovery of Citywide and Departmental indirect costs incurred by Seattle IT.

Expenditures/FTE	2023 Actuals	2024 Adopted	2025 Proposed	2026 Proposed
Indirect Cost Recovery Offset	(6,904,140)	-	-	-

Pooled Benefits and PTO

This budget program contains the funding associated with employee leave, time off, and benefit-related costs for Workers' Compensation, healthcare and other centrally distributed benefit costs for Seattle IT staff.

Expenditures/FTE	2023 Actuals	2024 Adopted	2025 Proposed	2026 Proposed
Pooled Benefits and PTO	(1,173,638)	(165,742)	(69,810)	(51,191)

Seattle Information Technology Department

ITD - BO-IT-D0200 - Cable Franchise

The purpose of the Cable Fee Support to Information Technology Fund Budget Control Level is to authorize the transfer of resources from the Cable Television Franchise Fund to the Seattle Information Technology Department's Information Technology Fund. These resources are used by the department for a variety of programs consistent with Resolution 30379.

Program Expenditures	2023 Actuals	2024 Adopted	2025 Proposed	2026 Proposed
Cable Franchise for Info Tech	6,399,192	7,203,147	5,629,067	5,825,238
Total	6,399,192	7,203,147	5,629,067	5,825,238

**FTE totals are provided for informational purposes only. Changes in FTEs resulting from City Council or Human Resources Director actions outside of the budget process may not be detailed here*

ITD - BO-IT-D0300 - Technology Infrastructure

The Technology Infrastructure Budget Summary Level develops, maintains, and manages core IT services including communications and data networks, data center and cloud computing infrastructure, and database systems.

Program Expenditures	2023 Actuals	2024 Adopted	2025 Proposed	2026 Proposed
Business Advancement Team	-	-	-	-
Communications Infrastructure	4,341,189	4,190,560	4,191,830	4,746,384
Database Systems	2,890,395	2,765,355	2,883,842	2,909,432
Enterprise Computing	755,199	202,509	194,074	209,092
Enterprise Services	3,480,399	3,353,590	4,116,661	4,320,057
Infrastructure Tools	4,194,131	4,878,463	5,133,525	6,038,068
Middleware	2,375,830	2,813,198	3,554,849	3,699,430
Network Operations	6,989,592	8,291,448	7,513,179	7,761,745
Radio Management	5,666,985	6,220,355	5,569,046	5,904,818
Systems Engineering	4,240,768	5,359,884	4,881,535	6,137,067
Telephone Engineering	11,827,038	15,057,938	13,941,206	14,593,850
Windows Systems	10,815,187	12,816,774	13,148,502	14,000,367
Total	57,576,714	65,950,075	65,128,251	70,320,311
Full-time Equivalents Total*	118.00	118.00	118.00	118.00

**FTE totals are provided for informational purposes only. Changes in FTEs resulting from City Council or Human Resources Director actions outside of the budget process may not be detailed here*

The following information summarizes the programs in Technology Infrastructure Budget Summary Level:

Business Advancement Team

This budget program contains funding to support project planning and delivery support for ITD operating projects. This program includes business analysts and project managers.

Seattle Information Technology Department

	2023 Actuals	2024 Adopted	2025 Proposed	2026 Proposed
Expenditures/FTE				
Business Advancement Team	-	-	-	-

Communications Infrastructure

This budget program contains funding to provide data center services as well as costs for major moves, additions, or changes to communication network infrastructure.

	2023 Actuals	2024 Adopted	2025 Proposed	2026 Proposed
Expenditures/FTE				
Communications Infrastructure	4,341,189	4,190,560	4,191,830	4,746,384
Full Time Equivalents Total	3.00	3.00	3.00	3.00

Database Systems

This budget program contains funding associated with maintenance and direct labor costs for database administrators and data architecture. This includes installing and upgrading database structures, controlling and monitoring access to databases, and backing up and restoring databases.

	2023 Actuals	2024 Adopted	2025 Proposed	2026 Proposed
Expenditures/FTE				
Database Systems	2,890,395	2,765,355	2,883,842	2,909,432
Full Time Equivalents Total	10.25	10.25	10.25	10.25

Enterprise Computing

This budget program contains the funding associated with providing and managing public cloud services for Seattle IT customers.

	2023 Actuals	2024 Adopted	2025 Proposed	2026 Proposed
Expenditures/FTE				
Enterprise Computing	755,199	202,509	194,074	209,092

Enterprise Services

This budget program contains the funding associated with Seattle IT's messaging support and identity management services.

	2023 Actuals	2024 Adopted	2025 Proposed	2026 Proposed
Expenditures/FTE				
Enterprise Services	3,480,399	3,353,590	4,116,661	4,320,057
Full Time Equivalents Total	9.00	9.00	9.00	9.00

Infrastructure Tools

This budget program contains funding for major system controls, switches and components to support the technology infrastructure system operations.

Seattle Information Technology Department

	2023	2024	2025	2026
Expenditures/FTE	Actuals	Adopted	Proposed	Proposed
Infrastructure Tools	4,194,131	4,878,463	5,133,525	6,038,068
Full Time Equivalents Total	13.00	13.00	13.00	13.00

Middleware

This budget program contains funding to support translation layers that enable communication between an operating platform and applications running on that platform.

	2023	2024	2025	2026
Expenditures/FTE	Actuals	Adopted	Proposed	Proposed
Middleware	2,375,830	2,813,198	3,554,849	3,699,430
Full Time Equivalents Total	12.00	12.00	12.00	12.00

Network Operations

This budget program contains funding for the design, operations, and maintenance of the City's fiber optic, wireless, and data networks, including City's internet access.

	2023	2024	2025	2026
Expenditures/FTE	Actuals	Adopted	Proposed	Proposed
Network Operations	6,989,592	8,291,448	7,513,179	7,761,745
Full Time Equivalents Total	14.00	14.00	14.00	14.00

Radio Management

This budget program contains funding for maintenance of the City's emergency radio and dispatch systems including radios, pagers, and radio towers, base stations microwave and the fiber network for all the City's radio operations. The program also provides radio programming, installation and maintenance to City Departments and external partners.

	2023	2024	2025	2026
Expenditures/FTE	Actuals	Adopted	Proposed	Proposed
Radio Management	5,666,985	6,220,355	5,569,046	5,904,818
Full Time Equivalents Total	10.00	10.00	10.00	10.00

Systems Engineering

This budget program contains funding associated with core computing services Seattle IT provides its customers, including the backup, recovery, and storage of customer data.

	2023	2024	2025	2026
Expenditures/FTE	Actuals	Adopted	Proposed	Proposed
Systems Engineering	4,240,768	5,359,884	4,881,535	6,137,067
Full Time Equivalents Total	5.50	5.50	5.50	5.50

Seattle Information Technology Department

Telephone Engineering

This budget program contains funding for the design, maintenance and operations of the City's consolidated telephone systems.

	2023	2024	2025	2026
Expenditures/FTE	Actuals	Adopted	Proposed	Proposed
Telephone Engineering	11,827,038	15,057,938	13,941,206	14,593,850
Full Time Equivalents Total	17.00	17.00	17.00	17.00

Windows Systems

This budget program contains funding associated with the centralized hosting, management and support of Windows applications.

	2023	2024	2025	2026
Expenditures/FTE	Actuals	Adopted	Proposed	Proposed
Windows Systems	10,815,187	12,816,774	13,148,502	14,000,367
Full Time Equivalents Total	24.25	24.25	24.25	24.25

ITD - BO-IT-D0400 - Frontline Services and Workplace

The Frontline Services and Workplace Budget Summary Level develops, maintains, and manages all client support services, including incident resolution, end-user equipment and software deployment, device maintenance, operating system configuration and management, digital tools that enable everyday work, public-facing communications software development, and support. This Budget Summary Level also includes the Seattle Channel as the public-facing entity of the department and the Broadband and Community Technology programs.

Program Expenditures	2023	2024	2025	2026
	Actuals	Adopted	Proposed	Proposed
Community Technology and Broadband	1,558,636	1,651,292	1,479,098	1,522,882
Digital Workplace	13,562,381	13,722,899	15,073,908	15,702,432
Frontline Digital Services	40,120,445	34,426,113	31,977,687	32,431,851
Total	55,241,462	49,800,303	48,530,693	49,657,165
Full-time Equivalents Total*	152.75	152.75	129.75	129.75

**FTE totals are provided for informational purposes only. Changes in FTEs resulting from City Council or Human Resources Director actions outside of the budget process may not be detailed here*

The following information summarizes the programs in Frontline Services and Workplace Budget Summary Level:

Community Technology and Broadband

This budget program contains the funding associated with the Community Technology Services team and the Technology Matching Fund. The Technology Matching Fund provides grants to community-based organizations for projects centered on improving digital equity.

	2023	2024	2025	2026
Expenditures/FTE	Actuals	Adopted	Proposed	Proposed
Community Technology and Broadband	1,558,636	1,651,292	1,479,098	1,522,882
Full Time Equivalents Total	5.00	5.00	5.00	5.00

Seattle Information Technology Department

Digital Workplace

This budget program contains funding to enable digital tools and capabilities for the City's workforce including SharePoint, Office 365 Collaboration, Windows Enterprise, Process Automation, eDiscovery, and Mobility.

	2023	2024	2025	2026
Expenditures/FTE	Actuals	Adopted	Proposed	Proposed
Digital Workplace	13,562,381	13,722,899	15,073,908	15,702,432
Full Time Equivalents Total	17.50	17.50	17.50	17.50

Frontline Digital Services

This budget program contains funding to develop, maintain, and manage client support services, including incident resolution, end-user equipment and software deployment, device maintenance, operating system configuration and management, digital tools that enable everyday work, and public-facing communications software development and support. Major services include Seattle Channel, Solutions Desk, Desktop Support, IT Asset Management, Computer Lifecycle and IT Service Management.

	2023	2024	2025	2026
Expenditures/FTE	Actuals	Adopted	Proposed	Proposed
Frontline Digital Services	40,120,445	34,426,113	31,977,687	32,431,851
Full Time Equivalents Total	130.25	130.25	107.25	107.25

ITD - BO-IT-D0500 - Digital Security & Risk

The Digital Security and Risk Budget Summary Level provides security and risk mitigation services for the City's computing environments, and develops, applies, and monitors compliance with technology policies and procedures. This Budget Summary Level also includes the department's Emergency Management team.

Program Expenditures	2023	2024	2025	2026
	Actuals	Adopted	Proposed	Proposed
Digital Security & Risk	7,017,352	8,190,242	8,491,693	8,501,054
Total	7,017,352	8,190,242	8,491,693	8,501,054
Full-time Equivalents Total*	16.00	16.00	16.00	16.00

**FTE totals are provided for informational purposes only. Changes in FTEs resulting from City Council or Human Resources Director actions outside of the budget process may not be detailed here*

Seattle Information Technology Department

ITD - BO-IT-D0600 - Applications

The Applications Services Budget Summary Level designs, develops, and supports application solutions for both individual business and enterprise platform needs. In addition, it advances several IT functions, practices, and services such as vendor management, enterprise architecture, automation, quality assurance and analytics.

Program Expenditures	2023 Actuals	2024 Adopted	2025 Proposed	2026 Proposed
Business Applications	26,354,894	26,957,845	29,188,018	29,867,227
Department Initiatives	25,436,903	44,588,214	33,598,552	30,723,968
Platform Applications	22,559,675	26,242,308	26,932,643	27,878,936
Service Modernization	11,721,671	13,022,665	10,179,814	10,516,581
Total	86,073,142	110,811,032	99,899,027	98,986,713
Full-time Equivalents Total*	276.87	276.87	248.84	248.84

**FTE totals are provided for informational purposes only. Changes in FTEs resulting from City Council or Human Resources Director actions outside of the budget process may not be detailed here*

The following information summarizes the programs in Applications Budget Summary Level:

Business Applications

This budget program contains funding to design, develop, support application solutions that are focused towards individual business needs, in accordance with Citywide architecture and governance. Major business applications include Financial, HRIS, Police & Fire, Customer Care Billing (Utility), and Work Order Asset Management Systems.

Expenditures/FTE	2023 Actuals	2024 Adopted	2025 Proposed	2026 Proposed
Business Applications	26,354,894	26,957,845	29,188,018	29,867,227
Full Time Equivalents Total	54.50	54.50	53.50	53.50

Department Initiatives

This budget program contains funding to citywide or department-specific IT projects and initiatives that are outside the scope of Seattle ITD's Capital Improvement Program (CIP).

Expenditures/FTE	2023 Actuals	2024 Adopted	2025 Proposed	2026 Proposed
Department Initiatives	25,436,903	44,588,214	33,598,552	30,723,968
Full Time Equivalents Total	99.12	99.12	75.09	75.09

Seattle Information Technology Department

Platform Applications

This budget program contains funding to design, develop, and support solutions for enterprise platform applications and middleware in accordance with Citywide architecture and governance. Major platform applications include GIS & CADD, Permitting, and Customer Relationship Management systems.

	2023	2024	2025	2026
Expenditures/FTE	Actuals	Adopted	Proposed	Proposed
Platform Applications	22,559,675	26,242,308	26,932,643	27,878,936
Full Time Equivalents Total	79.25	79.25	76.25	76.25

Service Modernization

This budget program contains funding to mature and advance essential IT functions, practices and services including vendor management, enterprise architecture, quality assurance, and business intelligence and analytics.

	2023	2024	2025	2026
Expenditures/FTE	Actuals	Adopted	Proposed	Proposed
Service Modernization	11,721,671	13,022,665	10,179,814	10,516,581
Full Time Equivalents Total	44.00	44.00	44.00	44.00

ITD - BO-IT-D0800 - Client Solutions

The Client Solutions Budget Summary Level provides account management and support for Seattle IT customers, which includes services that build and mature relationships, support and facilitate strategic planning, guide technology learning and decisions through customer innovation labs, establish standards for Project Management and Business Analysis services for all IT projects, facilitate IT project intake analysis, and support consistent communication and customer service practices across all customer-facing divisions.

Program Expenditures	2023	2024	2025	2026
	Actuals	Adopted	Proposed	Proposed
Client Solutions	5,371,886	5,827,075	7,348,865	7,626,818
Total	5,371,886	5,827,075	7,348,865	7,626,818
Full-time Equivalents Total*	24.88	24.88	21.91	21.91

**FTE totals are provided for informational purposes only. Changes in FTEs resulting from City Council or Human Resources Director actions outside of the budget process may not be detailed here*

Office of Intergovernmental Relations

Mina Hashemi, Director

(206) 684-0213

www.seattle.gov/oir

Department Overview

The Office of Intergovernmental Relations (OIR) provides advice and information to, and on behalf of, City elected officials, City departments, and external partners. The primary goal of these efforts is to ensure the City's interests are advanced with regional, state, federal, tribal, and international entities to enable the City to better serve the Seattle community. OIR is also responsible for engaging with other jurisdictions and governmental entities to collaborate and advocate for outcomes that are in the interest of the City and region. OIR implements and manages lobbying contracts and ensures the City's lobbying resources align with the City's strategic advocacy priorities.

Budget Snapshot

	2023 Actuals	2024 Adopted	2025 Proposed	2026 Proposed
Department Support				
General Fund Support	3,375,452	3,124,456	3,281,357	3,425,838
Total Operations	3,375,452	3,124,456	3,281,357	3,425,838
Total Appropriations	3,375,452	3,124,456	3,281,357	3,425,838
Full-Time Equivalents Total*	10.00	10.00	10.00	10.00

** FTE totals are provided for informational purposes only. Changes in FTEs resulting from City Council or Human Resources Director actions outside of the budget process may not be detailed here*

Budget Overview

The City's 2025-2026 Proposed Budget maintains core services for the Office of Intergovernmental Relations. The department will continue to invest in all areas of services supporting regional, state, federal, tribal, and international affairs. The proposed budget makes baseline adjustments to align budget with membership dues increases, departmental staffing levels, internal service cost changes, and annual wage and market adjustment increases.

The General Fund revenue forecast for the City's 2025-2026 Proposed Budget is insufficient to cover all anticipated Citywide costs. General Fund reductions were identified to mitigate this shortfall. To preserve critical City services due to the General Fund deficit, budget adjustments were made in scalable service areas that allow the department to continue delivering services at reduced funding levels. Specifically, the proposed budget eliminates one of the department's two International Affairs Directors.

Office of Intergovernmental Relations

Incremental Budget Changes

Office of Intergovernmental Relations

	Dollars	FTE
2024 Adopted Budget	3,124,456	10.00
Baseline		
Align Labor and Memberships Budget with Anticipated Actuals	137,944	-
Bargained Annual Wage and Market Wage Increases to Base Budget	214,799	-
Citywide Adjustments for Standard Cost Changes	7,367	-
Proposed Operating		
Reduce Funding for International Affairs Portfolio	(190,389)	-
Proposed Technical		
Technical Adjustment to Align Budget with Anticipated Actuals	-	-
August General Fund Revenue Adjustment	-	-
Final Adjustments for Standard Cost Changes	(12,820)	-
Total Incremental Changes	\$156,901	-
Total 2025 Proposed Budget	\$3,281,357	10.00

Description of Incremental Budget Changes

Baseline

Align Labor and Memberships Budget with Anticipated Actuals

Expenditures \$137,944

This ongoing baseline item adds \$137,944 in 2025, and \$167,161 in 2026 to align labor and memberships budget with anticipated actuals. Historically, the Office of Intergovernmental Relations (OIR) budget has assumed no vacancy rate and salary savings have been used to support salaries above midpoint and increases in membership dues above budgeted expectations. Over the 2023-2024 biennium, OIR has reached full staffing and no longer accrues salary savings to support these costs. This item aligns baseline budget for labor based on current staffing level and for memberships based on anticipated dues increases in both years of the biennium.

Bargained Annual Wage and Market Wage Increases to Base Budget

Expenditures \$214,799

This centrally administered change adjusts appropriations to reflect the Annual Wage Increases and Market Adjustments, as outlined in the agreements between the City and the Coalition of Unions or other standalone Unions, for personnel costs included in this department's baseline budget. This includes increases to salary, FICA, Medicare, retirement, overtime and temporary labor.

Office of Intergovernmental Relations

Citywide Adjustments for Standard Cost Changes

Expenditures	\$7,367
--------------	---------

Citywide technical adjustments made in the baseline phase reflect changes to internal services costs, including rates from the Department of Finance & Administrative Services, Seattle Information Technology Department, Seattle Department of Human Resources, and for healthcare, retirement, and industrial insurance charges for the department. These adjustments reflect initial assumptions about these costs and inflators early in the budget process.

Proposed Operating

Reduce Funding for International Affairs Portfolio

Expenditures	\$(190,389)
--------------	-------------

The General Fund revenue forecast for the City's 2025-2026 Proposed Budget is insufficient to cover all anticipated Citywide costs. General Fund reductions were identified to mitigate this shortfall. This ongoing item eliminates funding for one position on the International Affairs team. In 2024, this body of work is managed by two staff members. Beginning in 2025, this work will be managed by one staff member.

Proposed Technical

Technical Adjustment to Align Budget with Anticipated Actuals

Expenditures	-
--------------	---

This ongoing, budget-neutral item makes an account-level transfer to reflect that Tribal Affairs work is managed by a consultant contract. In the base budget, Tribal Affairs work is budgeted in labor accounts.

August General Fund Revenue Adjustment

Revenues	\$41,598
----------	----------

This is a technical adjustment to capture centrally projected and forecast General Fund revenue increments for this department.

Final Adjustments for Standard Cost Changes

Expenditures	\$(12,820)
--------------	------------

Citywide technical adjustments made in the proposed phase reflect changes to internal services costs, including rates from the Department of Finance & Administrative Services, Seattle Information Technology Department, Seattle Department of Human Resources, and for healthcare for the department. These adjustments reflect final decisions about these costs made during the Proposed Phase of the budget process.

Office of Intergovernmental Relations

Expenditure Overview

	2023 Actuals	2024 Adopted	2025 Proposed	2026 Proposed
Appropriations				
OIR - BO-IR-X1G00 - Office of Intergovernmental Relations				
00100 - General Fund	3,375,452	3,124,456	3,281,357	3,425,838
Total for BSL: BO-IR-X1G00	3,375,452	3,124,456	3,281,357	3,425,838
Department Total	3,375,452	3,124,456	3,281,357	3,425,838
Department Full-Time Equivalents Total*	10.00	10.00	10.00	10.00

** FTE totals are provided for informational purposes only. Changes in FTEs resulting from City Council or Human Resources Director actions outside of the budget process may not be detailed here*

Budget Summary by Fund Office of Intergovernmental Relations

	2023 Actuals	2024 Adopted	2025 Proposed	2026 Proposed
00100 - General Fund	3,375,452	3,124,456	3,281,357	3,425,838
Budget Totals for OIR	3,375,452	3,124,456	3,281,357	3,425,838

Revenue Overview

2025 Estimated Revenues

Account Code	Account Name	2023 Actuals	2024 Adopted	2025 Proposed	2026 Proposed
341900	General Government-Other Rev	1,682,199	1,541,853	1,583,451	1,644,356
Total Revenues for: 00100 - General Fund		1,682,199	1,541,853	1,583,451	1,644,356
Total OIR Resources		1,682,199	1,541,853	1,583,451	1,644,356

Office of Intergovernmental Relations

Appropriations by Budget Summary Level and Program

OIR - BO-IR-X1G00 - Office of Intergovernmental Relations

The purpose of the Intergovernmental Relations Budget Summary Level is to promote and protect the City's federal, state, regional, tribal, and international interests by providing strategic advice, representation, and advocacy to, and on behalf of, City elected officials on a variety of issues. These include: federal and state executive and legislative actions; issues and events relating to the City's tribal and international relations; and jurisdictional issues involving King County, suburban cities, and regional governmental organizations.

Program Expenditures	2023 Actuals	2024 Adopted	2025 Proposed	2026 Proposed
Office of Intergovernmental Relations	3,375,452	3,124,456	3,281,357	3,425,838
Total	3,375,452	3,124,456	3,281,357	3,425,838
Full-time Equivalents Total*	10.00	10.00	10.00	10.00

**FTE totals are provided for informational purposes only. Changes in FTEs resulting from City Council or Human Resources Director actions outside of the budget process may not be detailed here*

Legislative Department

Sara Nelson, Council President

(206) 684-8809

<http://www.seattle.gov/council/>

Department Overview

The Legislative Department is comprised of the Seattle City Council, as well as two primary divisions: Central Staff and the Office of the City Clerk. Each division supports various aspects of the Council and works with members of the public and City departments to facilitate and develop effective and responsive public policy. The Council and Legislative Department are part of the legislative branch of government, which also includes the Office of City Auditor, the Office of Hearing Examiner, and the Office of Inspector General for Public Safety.

The Council is composed of two at-large and seven district-elected seats for a total of nine, nonpartisan, elected Councilmembers. In November 2023, seven district Councilmembers were elected to a four-year term beginning in 2024. Two at-large Councilmembers are elected to align with the election for a four-year term with the Mayor and City Attorney election in 2021. This approach staggers the district and at-large elections two years apart. In 2024, one at-large position was appointed to the Council as a resignation replacement. A special election in November 2024 will determine the Councilmember for the last year of this term in 2025.

The City Council establishes City laws; creates, evaluates and approves policies, legislation, and regulations; approves the City's annual operating and capital improvement budgets; and provides oversight to the City's executive departments. Each Councilmember has a staff of legislative assistants who assist in this work.

Central Staff provides policy and budget analysis for Councilmembers and their staffs, as well project management related to City Council consultant contracts. The Office of the City Clerk advances principles of open government and inclusive access through effective facilitation of the legislative process and transparent, accountable stewardship of public information and the official record, including City Council proceedings and legislation. The City Clerk serves as ex-officio elections administrator and filing officer. The office manages the City's Boards and Commissions Registry Program; coordinates public records disclosure requests; and provides information technology, administrative and operational support to the Legislative Department.

Communications and Human Resources/Finance teams are also a part of the Legislative Department. Communications staff assist Councilmembers and the Council as a whole in communicating values, goals and issues to the public by providing marketing and public relations services, including website and social media management, strategic media relations and public affairs work. Human Resources/Finance staff provide employee relations, talent acquisition, employee development, performance management, benefits administration services, finance, budget, accounting, and payroll for the Legislative Department and the Office of City Auditor.

Budget Snapshot

	2023 Actuals	2024 Adopted	2025 Proposed	2026 Proposed
Department Support				
General Fund Support	19,558,917	21,022,811	22,764,475	23,938,977
Total Operations	19,558,917	21,022,811	22,764,475	23,938,977
Total Appropriations	19,558,917	21,022,811	22,764,475	23,938,977
Full-Time Equivalents Total*	100.50	101.50	101.50	101.50

* FTE totals are provided for informational purposes only. Changes in FTEs resulting from City Council or Human Resources Director actions outside of the budget process may not be detailed here

Legislative Department

Budget Overview

The 2025-2026 Proposed Budget maintains core services for the Legislative Department. This proposed budget increases the department's budget by 8% from 2024, and it includes technical adjustments to bring the department's baseline budget into alignment with internal service cost changes and annual wage and market adjustment increases.

The General Fund revenue forecast for the budget is insufficient to cover all anticipated Citywide costs. General Fund reductions were identified to mitigate this shortfall. To preserve critical City services due to the General Fund deficit, budget adjustments were made in the following areas: an increase in vacancy rate assumption by 1% resulting in a reduction of approximately \$165,500 in ongoing General Fund salary appropriation.

Incremental Budget Changes

Legislative Department

	Dollars	FTE
2024 Adopted Budget	21,022,811	101.50
Baseline		
Bargained Annual Wage and Market Wage Increases to Base Budget	2,012,536	-
Citywide Adjustments for Standard Cost Changes	263,749	-
Remove One-Time Council Staff Transition Funding	(200,000)	-
Proposed Operating		
Increase Vacancy Rate by 1%	(165,579)	-
Proposed Technical		
Final Adjustments for Standard Cost Changes	(169,042)	-
Total Incremental Changes	\$1,741,664	-
Total 2025 Proposed Budget	\$22,764,475	101.50

Legislative Department

Description of Incremental Budget Changes

Baseline

Bargained Annual Wage and Market Wage Increases to Base Budget

Expenditures \$2,012,536

This centrally administered change adjusts appropriations to reflect the Annual Wage Increases and Market Adjustments, as outlined in the agreements between the City and the Coalition of Unions or other standalone Unions, for personnel costs included in this department's baseline budget. This includes increases to salary, FICA, Medicare, retirement, overtime and temporary labor.

Citywide Adjustments for Standard Cost Changes

Expenditures \$263,749

Citywide technical adjustments made in the baseline phase reflect changes to internal services costs, including rates from the Department of Finance & Administrative Services, Seattle Information Technology Department, Seattle Department of Human Resources, and for healthcare, retirement, and industrial insurance charges for the department. These adjustments reflect initial assumptions about these costs and inflators early in the budget process.

Remove One-Time Council Staff Transition Funding

Expenditures \$(200,000)

This item removes one-time funding that was appropriated to assist with elected officials and staff transitions for 2024, due to the high number of transitions.

Proposed Operating

Increase Vacancy Rate by 1%

Expenditures \$(165,579)

The General Fund revenue forecast for the City's 2025-2026 Proposed Budget is insufficient to cover all expected Citywide costs. General Fund reductions were identified to mitigate this shortfall in revenues. This ongoing item increases the Legislative Department's vacancy rate assumption by 1%, which reduces its General Fund budget and could result in the department temporarily holding vacancies when and where they become available.

Proposed Technical

Final Adjustments for Standard Cost Changes

Expenditures \$(169,042)

Citywide technical adjustments made in the proposed phase reflect changes to internal services costs, including rates from the Department of Finance & Administrative Services, Seattle Information Technology Department, Seattle Department of Human Resources, and for healthcare for the department. These adjustments reflect final decisions about these costs made during the Proposed Phase of the budget process.

Legislative Department

Expenditure Overview

	2023 Actuals	2024 Adopted	2025 Proposed	2026 Proposed
Appropriations				
LEG - BO-LG-G1000 - Legislative Department				
00100 - General Fund	14,232,325	15,979,471	17,744,320	18,656,233
Total for BSL: BO-LG-G1000	14,232,325	15,979,471	17,744,320	18,656,233
LEG - BO-LG-G2000 - Leadership and Administration				
00100 - General Fund	5,326,592	5,043,340	5,020,156	5,282,745
Total for BSL: BO-LG-G2000	5,326,592	5,043,340	5,020,156	5,282,745
Department Total	19,558,917	21,022,811	22,764,475	23,938,977
Department Full-Time Equivalents Total*	100.50	101.50	101.50	101.50

* FTE totals are provided for informational purposes only. Changes in FTEs resulting from City Council or Human Resources Director actions outside of the budget process may not be detailed here

Budget Summary by Fund Legislative Department

	2023 Actuals	2024 Adopted	2025 Proposed	2026 Proposed
00100 - General Fund	19,558,917	21,022,811	22,764,475	23,938,977
Budget Totals for LEG	19,558,917	21,022,811	22,764,475	23,938,977

Revenue Overview

2025 Estimated Revenues

Account Code	Account Name	2023 Actuals	2024 Adopted	2025 Proposed	2026 Proposed
341120	Data Proc-Tech/Operations	1,831	-	-	-
341150	Private Reimbursements	25	-	-	-
341900	General Government-Other Rev	4,654,321	5,451,459	7,185,175	7,584,956
360540	Cashiers Overages & Shortages	275	-	-	-
Total Revenues for: 00100 - General Fund		4,656,452	5,451,459	7,185,175	7,584,956
Total LEG Resources		4,656,452	5,451,459	7,185,175	7,584,956

Legislative Department

Appropriations by Budget Summary Level and Program

LEG - BO-LG-G1000 - Legislative Department

The purpose of the Legislative Department Budget Summary Level is to set policy, enact City laws, approve the City's budget, provide oversight of City departments, and support the mission of the Council.

Program Expenditures	2023 Actuals	2024 Adopted	2025 Proposed	2026 Proposed
Central Staff	3,985,207	3,926,597	4,431,997	4,661,504
City Clerk	3,951,418	4,022,455	4,521,028	4,757,438
City Council	6,295,700	8,030,419	8,791,295	9,237,291
Total	14,232,325	15,979,471	17,744,320	18,656,233
Full-time Equivalents Total*	95.50	95.50	95.50	95.50

**FTE totals are provided for informational purposes only. Changes in FTEs resulting from City Council or Human Resources Director actions outside of the budget process may not be detailed here*

The following information summarizes the programs in Legislative Department Budget Summary Level:

Central Staff

The purpose of the Central Staff Program is to provide high-quality, objective research and analysis to the Council and its individual members on a variety of policy and budget issues, as well as consultant contract services for the Legislative department.

Expenditures/FTE	2023 Actuals	2024 Adopted	2025 Proposed	2026 Proposed
Central Staff	3,985,207	3,926,597	4,431,997	4,661,504
Full Time Equivalents Total	19.00	19.00	19.00	19.00

City Clerk

The purpose of the City Clerk Program is to support and facilitate the City's legislative process in compliance with the Open Public Meetings Act; manage the City's Records Management Program and ensure public access to the City's records; preserve the City's official and historical records in compliance with the Public Records Acts; manage the City's Boards and Commissions Registry; serve as the City's ex officio elections officer; and provide information technology, administrative and operational support to the Legislative Department.

Expenditures/FTE	2023 Actuals	2024 Adopted	2025 Proposed	2026 Proposed
City Clerk	3,951,418	4,022,455	4,521,028	4,757,438
Full Time Equivalents Total	27.50	27.50	27.50	27.50

Legislative Department

City Council

The purpose of the City Council Program is to set policy; review, consider and determine legislative action; approve the City's budget; and provide oversight of City departments. The goal of the City Council is to be transparent, effective and accountable, as well as to promote diversity and health of all neighborhoods. This program consists of the nine Councilmembers, their Legislative Assistants and the Communications staff.

Expenditures/FTE	2023 Actuals	2024 Adopted	2025 Proposed	2026 Proposed
City Council	6,295,700	8,030,419	8,791,295	9,237,291
Full Time Equivalents Total	49.00	49.00	49.00	49.00

LEG - BO-LG-G2000 - Leadership and Administration

The purpose of the Leadership and Administration Budget Summary Level is to provide executive, community, financial, human resource, technology and business support to the department.

Program Expenditures	2023 Actuals	2024 Adopted	2025 Proposed	2026 Proposed
Citywide Indirect Costs	3,863,541	3,218,499	3,711,228	3,905,028
Departmental Indirect Costs	1,463,052	1,824,842	1,308,927	1,377,716
Total	5,326,592	5,043,340	5,020,156	5,282,745
Full-time Equivalents Total*	5.00	6.00	6.00	6.00

**FTE totals are provided for informational purposes only. Changes in FTEs resulting from City Council or Human Resources Director actions outside of the budget process may not be detailed here*

The following information summarizes the programs in Leadership and Administration Budget Summary Level:

Citywide Indirect Costs

The purpose of the Citywide Indirect Costs program is to fund internal services costs originating from outside of the department such as allocated costs from the Department of Finance and Administrative Services and Seattle Information Technology Department.

Expenditures/FTE	2023 Actuals	2024 Adopted	2025 Proposed	2026 Proposed
Citywide Indirect Costs	3,863,541	3,218,499	3,711,228	3,905,028

Departmental Indirect Costs

The purpose of the Departmental Indirect Costs program is to fund costs associated with management of the department. This may include personnel costs related to department leadership and administration or other administrative costs such as external rent and operating supplies or services.

Expenditures/FTE	2023 Actuals	2024 Adopted	2025 Proposed	2026 Proposed
Departmental Indirect Costs	1,463,052	1,824,842	1,308,927	1,377,716
Full Time Equivalents Total	5.00	6.00	6.00	6.00

Office of the Mayor

Bruce A. Harrell, Mayor

(206) 684-4000

<http://www.seattle.gov/mayor/>

Department Overview

The Office of the Mayor works to provide leadership to the residents, employees, and regional neighbors of the City of Seattle and to create an environment that encourages ideas, civic discourse, and inclusion for the City's entire diverse population.

In the municipality of Seattle, the Mayor governs the Executive Branch as its chief executive officer. The many legal roles and responsibilities of the Mayor, and those working directly for the Mayor, are prescribed in the City Charter, state statutes and municipal ordinances. Elections for this nonpartisan office are held every four years.

Budget Snapshot

	2023 Actuals	2024 Adopted	2025 Proposed	2026 Proposed
Department Support				
General Fund Support	9,885,343	11,865,768	15,131,822	15,976,485
Total Operations	9,885,343	11,865,768	15,131,822	15,976,485
Total Appropriations	9,885,343	11,865,768	15,131,822	15,976,485
Full-Time Equivalents Total*	40.50	40.50	40.50	40.50

** FTE totals are provided for informational purposes only. Changes in FTEs resulting from City Council or Human Resources Director actions outside of the budget process may not be detailed here*

Budget Overview

The 2025-2026 Proposed Budget maintains core services for the Office of the Mayor. The proposed budget includes technical adjustments to align the department's budget with internal service cost changes and annual wage and market adjustment increases.

The General Fund revenue forecast for the City's 2025-2026 Proposed Budget is insufficient to cover all anticipated Citywide costs. General Fund reductions were identified to mitigate this shortfall. To preserve critical City services due to the General Fund deficit, budget adjustments were made in the Office of the Mayor to increase the vacancy rate assumption by 1% resulting in an ongoing reduction of approximately \$70,000.

Office of the Mayor

Incremental Budget Changes

Office of the Mayor

	Dollars	FTE
2024 Adopted Budget	11,865,768	40.50
Baseline		
Bargained Annual Wage and Market Wage Increases to Base Budget	848,166	-
Citywide Adjustments for Standard Cost Changes	2,592,531	-
Proposed Operating		
Increase Vacancy Rate by 1%	(69,380)	-
Proposed Technical		
Final Adjustments for Standard Cost Changes	(105,263)	-
Total Incremental Changes	\$3,266,054	-
Total 2025 Proposed Budget	\$15,131,822	40.50

Description of Incremental Budget Changes

Baseline

Bargained Annual Wage and Market Wage Increases to Base Budget

Expenditures \$848,166

This centrally administered change adjusts appropriations to reflect the Annual Wage Increases and Market Adjustments, as outlined in the agreements between the City and the Coalition of Unions or other standalone Unions, for personnel costs included in this department's baseline budget. This includes increases to salary, FICA, Medicare, retirement, overtime and temporary labor.

Citywide Adjustments for Standard Cost Changes

Expenditures \$2,592,531

Citywide technical adjustments made in the baseline phase reflect changes to internal services costs, including rates from the Department of Finance & Administrative Services, Seattle Information Technology Department, Seattle Department of Human Resources, and for healthcare, retirement, and industrial insurance charges for the department. These adjustments reflect initial assumptions about these costs and inflators early in the budget process.

Proposed Operating

Increase Vacancy Rate by 1%

Expenditures \$(69,380)

The General Fund revenue forecast for the City's 2025-2026 Proposed Budget is insufficient to cover all expected Citywide costs. General Fund reductions were identified to mitigate this shortfall in revenues. This ongoing item increases the Office of the Mayor's vacancy rate assumption to 1%, which reduces General Fund budget and could result in the department temporarily holding vacancies when and where they become available.

Office of the Mayor

Proposed Technical

Final Adjustments for Standard Cost Changes

Expenditures \$(105,263)

Citywide technical adjustments made in the proposed phase reflect changes to internal services costs, including rates from the Department of Finance & Administrative Services, Seattle Information Technology Department, Seattle Department of Human Resources, and for healthcare for the department. These adjustments reflect final decisions about these costs made during the Proposed Phase of the budget process.

Expenditure Overview

	2023 Actuals	2024 Adopted	2025 Proposed	2026 Proposed
Appropriations				
MO - BO-MA-X1A00 - Office of the Mayor				
00100 - General Fund	9,885,343	11,865,768	15,131,822	15,976,485
Total for BSL: BO-MA-X1A00	9,885,343	11,865,768	15,131,822	15,976,485
Department Total	9,885,343	11,865,768	15,131,822	15,976,485
Department Full-Time Equivalents Total*	40.50	40.50	40.50	40.50

** FTE totals are provided for informational purposes only. Changes in FTEs resulting from City Council or Human Resources Director actions outside of the budget process may not be detailed here*

Budget Summary by Fund Office of the Mayor

	2023 Actuals	2024 Adopted	2025 Proposed	2026 Proposed
00100 - General Fund	9,885,343	11,865,768	15,131,822	15,976,485
Budget Totals for MO	9,885,343	11,865,768	15,131,822	15,976,485

Revenue Overview

2025 Estimated Revenues

Account Code	Account Name	2023 Actuals	2024 Adopted	2025 Proposed	2026 Proposed
367010	Private Grants & Contr	413,224	500,000	500,000	500,000
Total Revenues for: 00100 - General Fund		413,224	500,000	500,000	500,000
Total MO Resources		413,224	500,000	500,000	500,000

Office of the Mayor

Appropriations by Budget Summary Level and Program

MO - BO-MA-X1A00 - Office of the Mayor

The purpose of the Office of the Mayor Budget Summary Level is to provide executive leadership to support City departments, engage and be responsive to residents of the city, develop policy for the City, and provide executive administrative and management support to the City.

Program Expenditures	2023 Actuals	2024 Adopted	2025 Proposed	2026 Proposed
Office of the Mayor	9,885,343	11,865,768	15,131,822	15,976,485
Total	9,885,343	11,865,768	15,131,822	15,976,485
Full-time Equivalents Total*	40.50	40.50	40.50	40.50

**FTE totals are provided for informational purposes only. Changes in FTEs resulting from City Council or Human Resources Director actions outside of the budget process may not be detailed here*

Summary of Position and Full-Time Equivalent (FTE) Changes by Department

The following tables provide a summary of total position and FTE changes by department for 2025 and 2026. Position counts for a department may exceed FTE counts as position counts tally part-time positions as discrete items.

Summary of Position Changes by Department

	(A)	(B)	(C) = (A) + (B)	(D)	(E) = (C) + (D)
Department	2024 Adopted Total	2025 Proposed Changes	2025 Proposed Budget	2026 Proposed Changes	2026 Proposed Budget
City Budget Office	45	(1)	44	0	44
Civil Service Commissions	3	6	9	0	9
Community Assisted Response and Engagement	163	23	186	0	186
Community Police Commission	10	0	10	0	10
Department of Construction and Inspections	482	(31)	451	0	451
Department of Education and Early Learning	122	3	125	0	125
Department of Neighborhoods	74	(7)	67	0	67
Department of Parks and Recreation	1,196	7	1,203	(9)	1,194
Economic and Revenue Forecasts	3	0	3	0	3
Employees' Retirement System	31	3	34	0	34
Ethics and Elections Commission	11	0	11	0	11
Finance and Administrative Services	643	(20)	623	0	623
Human Services Department	436	32	468	0	468
Law Department	213	0	213	0	213
Legislative Department	102	0	102	0	102
Office for Civil Rights	39	(4)	35	0	35
Office of Arts and Culture	44	1	45	0	45
Office of Economic Development	61	2	63	0	63
Office of Emergency Management	15	(1)	14	0	14
Office of Hearing Examiner	5	0	5	0	5
Office of Housing	67	3	70	0	70
Office of Immigrant and Refugee Affairs	13	0	13	0	13
Office of Intergovernmental Relations	10	0	10	0	10
Office of Labor Standards	43	(3)	40	0	40
Office of Planning and Community Development	53	(4)	49	0	49
Office of Sustainability and Environment	50	1	51	0	51
Office of the City Auditor	10	0	10	0	10
Office of the Employee Ombud	6	0	6	0	6
Office of the Inspector General	23	0	23	0	23
Office of the Mayor	41	0	41	0	41
Seattle Center	259	6	265	0	265
Seattle City Light	1,816	9	1,825	3	1,828
Seattle Department of Human Resources	120	(22)	98	0	98
Seattle Department of Transportation	1,116	3	1,119	0	1,119
Seattle Fire Department	1,225	1	1,226	1	1,227
Seattle Information Technology	678	(63)	615	0	615
Seattle Municipal Court	212	(1)	211	0	211
Seattle Police Department	1,837	26	1,863	16	1,879
Seattle Public Utilities	1,513	61	1,574	15	1,589
Total Budgeted Positions	12,790	30	12,820	26	12,846
Seattle Firefighters' Pension Fund	4	0	4	0	4
Seattle Police Relief and Pension Fund	3	0	3	0	3
Seattle Public Library	713	(6)	707	0	707
Total Citywide Positions	13,510	24	13,534	26	13,560

Notes

Firefighters' Pension Fund, Police Relief and Pension Fund, and Seattle Public Library positions: Personnel figures are for informational purposes only. The Library's position list is established by the Library Board of Trustees, and positions for the Police and Firefighter Pension funds are set by their respective board members.

2025-2026 Proposed Changes: Includes the position changes in the 2025-2026 Proposed Budget, plus positions that were approved by Council in 2024 supplemental budgets or stand-alone legislation.

Summary of Full-Time Equivalent (FTE) Changes by Department

	(A)	(B)	(C) = (A) + (B)	(D)	(E) = (C) + (D)
Department	2024 Adopted Total	2025 Proposed Changes	2025 Proposed Budget	2026 Proposed Changes	2026 Proposed Budget
City Budget Office	45.00	(1.00)	44.00	0.00	44.00
Civil Service Commissions	3.00	6.00	9.00	0.00	9.00
Community Assisted Response and Engagement	163.00	23.00	186.00	0.00	186.00
Community Police Commission	10.00	0.00	10.00	0.00	10.00
Department of Construction and Inspections	482.00	(31.00)	451.00	0.00	451.00
Department of Education and Early Learning	121.50	3.00	124.50	0.00	124.50
Department of Neighborhoods	73.50	(6.50)	67.00	0.00	67.00
Department of Parks and Recreation	1,131.89	7.81	1,139.70	(7.35)	1,132.35
Economic and Revenue Forecasts	3.00	0.00	3.00	0.00	3.00
Employees' Retirement System	30.50	3.00	33.50	0.00	33.50
Ethics and Elections Commission	9.40	0.00	9.40	0.00	9.40
Finance and Administrative Services	637.50	(19.50)	618.00	0.00	618.00
Human Services Department	434.25	32.25	466.50	0.00	466.50
Law Department	209.80	0.00	209.80	0.00	209.80
Legislative Department	101.50	0.00	101.50	0.00	101.50
Office for Civil Rights	38.50	(3.50)	35.00	0.00	35.00
Office of Arts and Culture	41.34	2.41	43.75	0.00	43.75
Office of Economic Development	61.00	2.00	63.00	0.00	63.00
Office of Emergency Management	15.00	(1.25)	13.75	0.00	13.75
Office of Hearing Examiner	5.00	0.00	5.00	0.00	5.00
Office of Housing	66.00	3.00	69.00	0.00	69.00
Office of Immigrant and Refugee Affairs	12.50	0.00	12.50	0.00	12.50
Office of Intergovernmental Relations	10.00	0.00	10.00	0.00	10.00
Office of Labor Standards	43.00	(3.00)	40.00	0.00	40.00
Office of Planning and Community Development	51.50	(3.50)	48.00	0.00	48.00
Office of Sustainability and Environment	49.50	1.00	50.50	0.00	50.50
Office of the City Auditor	10.00	0.00	10.00	0.00	10.00
Office of the Employee Ombud	6.00	0.00	6.00	0.00	6.00
Office of the Inspector General	22.50	0.00	22.50	0.00	22.50
Office of the Mayor	40.50	0.00	40.50	0.00	40.50
Seattle Center	248.93	7.00	255.93	0.00	255.93
Seattle City Light	1,809.80	9.00	1,818.80	3.00	1,821.80
Seattle Department of Human Resources	118.00	(21.50)	96.50	0.00	96.50
Seattle Department of Transportation	1,113.50	3.00	1,116.50	0.00	1,116.50
Seattle Fire Department	1,204.35	0.50	1,204.85	1.00	1,205.85
Seattle Information Technology	678.00	(63.00)	615.00	0.00	615.00
Seattle Municipal Court	201.85	(1.00)	200.85	0.00	200.85
Seattle Police Department	1,826.05	26.35	1,852.40	16.00	1,868.40
Seattle Public Utilities	1,506.80	61.00	1,567.80	15.00	1,582.80
Total Budgeted FTE	12,635.46	35.57	12,671.03	27.65	12,698.68
Seattle Firefighters' Pension Fund	4.00	0.00	4.00	0.00	4.00
Seattle Police Relief and Pension Fund	3.00	0.00	3.00	0.00	3.00
Seattle Public Library	609.00	2.00	611.00	0.00	611.00
Total Citywide FTEs	13,251.46	37.57	13,289.03	27.65	13,316.68

Notes

Firefighters' Pension Fund, Police Relief and Pension Fund, and Seattle Public Library positions: Personnel figures are for informational purposes only. The Library's position list is established by the Library Board of Trustees, and positions for the Police and Firefighter Pension funds are set by their respective board members.

2025-2026 Proposed Changes: Includes the position changes in the 2025-2026 Proposed Budget, plus positions that were approved by Council in 2024 supplemental budgets or stand-alone legislation.

Financial Plans

Fund #	Fund Name	Page
00100	General Fund.....	661
00126	Judgment and Claims Fund.....	662
00155	Sweetened Beverage Tax Fund.....	663
00164	Unrestricted Cumulative Reserve Fund.....	664
00166	Revenue Stabilization Fund	665
00190	Office of Labor Standards.....	666
10101	Cable Television Franchise Fund.....	667
10102	Emergency Fund.....	668
10110	Industrial Insurance Fund.....	669
10111	Unemployment Insurance Fund.....	670
10112	Health Care Fund.....	671
10133	Group Term Life and Long-Term Disability Insurance Fund.....	672
10200	Parks and Recreation Fund.....	673
10398	Move Seattle Levy Fund.....	675
10410	Library Fund.....	676
10800	Seattle Streetcar Fund.....	677
11410	Seattle Center Fund.....	678
11430	McCaw Hall Fund.....	679
12010	Municipal Arts Fund.....	680
12100	Wheelchair Accessible Fund.....	681
12200	Short-Term Rental Tax Fund.....	682
12300	Election Voucher Fund	683
12400	Arts and Culture Fund.....	684
13000	Transportation Fund.....	685
14500	JumpStart Payroll Expense Tax Fund.....	686
14510	Opioid Settlement Proceed Fund.....	687
16200	Human Services Fund.....	688
16400	Low-Income Housing Fund.....	689
16600	Office of Housing Fund.....	690

Fund Financial Plans

17857	Families and Education Levy Fund.....	691
17861	Seattle Preschool Program.....	692
17871	Families, Education, Preschool and Promise Fund.....	693
18100	2012 Library Levy Fund	694
18200	2019 Library Levy Fund.....	695
18500	School Safety Traffic and Pedestrian Improvement Fund.....	696
19710	Metropolitan Park District Fund.....	697
19900	Seattle Transportation Benefit District Fund.....	698
30010	REET I Capital Project Fund.....	699
30020	REET II Capital Projects Fund.....	700
33130	Park Mitigation and Remediation Fund.....	701
33860	2008 Parks Levy Fund.....	702
34070	McCaw Hall Capital Reserve Fund.....	703
36000	King County Parks Levy Fund.....	704
41000	City Light Fund.....	705
43000	Water Fund.....	706
44010	Drainage and Wastewater Fund.....	707
45010	Solid Waste Fund.....	708
48100	Construction and Inspections Fund.....	709
50300	Finance and Administrative Services Fund.....	711
50321	Fleet Capital Fund.....	712
50322	Asset Preservation Fund.....	713
50410	Information Technology Fund.....	714
61040	Fireman’s Pension Fund.....	716
61050	Fire Pension Actuarial Fund.....	717
61060	Police Pension and Relief Fund.....	718
63000	Transit Benefit Fund.....	719
63100	Firefighter Health Care Fund.....	720
67600	FileLocal Agency Fund.....	721

General Fund (00100)

Amounts in \$1,000s	2023 Actuals	2024 Adopted	2024 Revised	2025 Proposed	2026 Proposed	2027 Projected	2028 Projected
Beginning Budgetary Fund Balance							
Beginning Balance Sheet Fund Balance	333,316	244,454	356,710				
Budgetary Fund Balance Adjustment	27,790	0	51,714				
<i>Beginning Budgetary Fund Balance</i>	361,106	244,454	408,424	64,494	143,235	172,564	213,588
Sources of Funds							
Property Tax (Including Medic One Levy)	377,802	385,484	382,915	389,522	409,267	420,705	437,683
Retail Sales Tax	339,886	355,386	339,923	348,310	358,518	371,489	386,453
Business & Occupation Tax	356,330	368,072	358,265	379,938	404,282	421,419	441,514
Utility Tax - Private	43,238	38,444	37,647	35,253	33,937	32,334	30,987
Utility Tax - Public	185,684	198,786	214,844	214,947	222,553	234,453	239,510
Other City Taxes	14,112	13,379	13,351	13,778	14,329	14,667	14,835
Parking Meters	36,993	45,735	39,800	41,767	43,813	45,352	45,362
Court Fines	23,987	19,623	19,657	24,947	24,945	25,059	25,184
Revenue from Other Public Entities	19,072	19,044	19,646	19,969	20,539	20,908	21,192
Grants	34,148	17,576	17,297	14,724	14,706	8,660	7,973
Fund Balance Transfers	80,505	94,558	95,754	296,925	233,373	233,224	233,391
Service Charges & Reimbursements	76,197	73,418	79,355	82,094	85,579	87,506	89,098
Licenses, Permits, Interest Income and Other	77,545	68,032	70,936	72,272	75,606	74,171	74,678
Payroll Expense Tax	3,646	0	(2,135)	0	0	0	0
Admission Tax	171	0	0	0	0	0	0
Budget Adjustments							
Associated Revenues from Current Year CFD's			51,751				
Revenues from Current Year Legislated Ordinances			23,910				
<i>Total Budgetary Revenues</i>	1,669,315	1,697,538	1,762,917	1,934,447	1,941,447	1,989,946	2,047,860
Expenditures							
Administration	319,844	352,868	352,868	378,452	377,595	388,972	393,493
<i>Emergency Fund Contribution</i>	15,000	14,184	14,184	12,736	2,396	2,375	2,259
<i>Revenue Stabilization Fund Contribution</i>	3,590	2,252	2,252	1,131	3,041	3,041	3,041
Arts, Culture & Recreation	131,064	135,836	135,836	144,782	152,892	154,608	156,283
Education & Human Services	199,984	261,771	261,771	264,135	280,160	289,992	296,698
Livable & Inclusive Communities	81,062	61,532	61,532	57,342	59,897	58,933	59,642
Public Safety	784,477	796,357	796,357	915,998	941,002	956,373	969,075
Utilities, Transportation & Environment	86,983	97,381	97,381	91,130	95,135	94,629	95,549
Budget Adjustments							
Current Year Encumbrance Carry Forward			63,444				
Other Administrative Carry Forward (non-enc)			2,883				
Current Year Grant/Svc Contract Carry Forward			51,754				
Capital Carry Forward			5,184				
Legislated Carry Forward			53,054				
Other Standalone Legislation			191,278				
Q1 Grants Legislation			3,014				
Mid-year Supplemental Legislation			5,188				
Year-end Supplemental Legislation			33,169				
Underspend Assumption			(24,300)	(10,000)			
<i>Total Budgetary Expenditures</i>	1,622,004	1,722,180	2,106,848	1,855,705	1,912,118	1,948,922	1,976,039
<i>Ending Balance Sheet Adjustment</i>	8						
<i>Ending Budgetary Fund Balance</i>	408,425	219,812	64,494	143,235	172,564	213,588	285,409
Financial Reserves - Revenue							
Current Year Grant/Svc Contract/Capital CFD Revenues	51,751						
Financial Reserves - Expense							
Current Year Encumbrance CFD's	63,444						
Current Year Grant/Svc Contract/Capital Expenditure CFD's	59,821						
Legislated CFD	53,054						
Planning Reserves							
Planning Reserves	98,102	218,990	40,107	90,881	172,563	292,197	436,647
<i>Total Reserves</i>	222,670	218,990	40,107	90,881	172,563	292,197	436,647
<i>Ending Unreserved Budgetary Fund Balance</i>	185,755	821	24,386	52,354	1	(78,609)	(151,238)

¹ In January of 2024, the Mayor instituted a hiring freeze for most non-public safety departments. The hiring freeze is estimated to save \$14.3 million in labor expenditures in 2024.

Judgment and Claims (00126)

Amounts in \$1,000s	2023 Actuals	2024 Adopted	2024 Revised	2025 Proposed	2026 Proposed	2027 Projected	2028 Projected
<u>Beginning Budgetary Fund Balance</u>							
Beginning Balance Sheet Fund Balance	9,099	10,198	20,183				
Budgetary Fund Balance Adjustment	0	0	0				
<i>Beginning Budgetary Fund Balance</i>	9,099	10,198	20,183	796	796	796	1,339
<u>Sources of Funds</u>							
Insurance Reimbursements	11,102	0	9,625	0	0	0	0
City Litigation Recoveries	6	7,782	7,782	7,782	7,782	7,782	7,782
General Fund Contribution	25,612	30,694	30,694	34,983	38,814	39,591	40,382
Operating Transfers In	17,200	7,907	7,907	14,100	0	0	0
<u>Budget Adjustments</u>							
Associated Revenues from Current Year CFD's			0				
Revenues from Current Year legislated ordinances			0				
<i>Total Budgetary Revenues</i>	53,920	46,383	56,008	56,865	46,596	47,372	48,164
<u>Expenditures</u>							
Judgment & Claims - Claims	3,894	5,524	3,024	9,524	5,524	5,552	5,580
Judgment & Claims - Litigation	30,891	34,401	25,901	36,970	34,702	34,875	35,050
Judgment & Claims - General	0	88	88	0	0	0	0
Judgment & Claims - Police Action	8,051	6,370	17,370	10,370	6,370	6,402	6,434
<u>Budget Adjustments</u>							
Current Year Encumbrance CFD's			10,012				
Current Year Grant/Svc Contract/Capital CFD's			0				
Supplemental Changes			19,000				
<i>Total Budgetary Expenditures</i>	42,836	46,383	75,395	56,865	46,596	46,829	47,063
<i>Ending Balance Sheet Adjustment</i>	0						
<i>Ending Budgetary Fund Balance</i>	20,183	10,198	796	796	796	1,339	2,440
<u>Financial Reserves - Revenue</u>							
Current Year Grant/Svc Contract/Capital CFD Revenues	0						
<u>Financial Reserves - Expense</u>							
Current Year Encumbrance CFD's	10,012						
Current Year Grant/Svc Contract/Capital Expenditure CFD's	0						
<u>Planning Reserves</u>							
State Indemnity	0	10,000	10,000	10,000	10,000	10,000	10,000
<i>Total Reserves</i>	10,012	10,000	10,000	10,000	10,000	10,000	10,000
<i>Ending Unreserved Budgetary Fund Balance</i>	10,171	198	(9,204)	(9,204)	(9,204)	(8,661)	(7,560)

Sweetened Beverage Tax (00155)

Amounts in \$1,000s	2023 Actuals	2024 Adopted	2024 Revised	2025 Proposed	2026 Proposed	2027 Projected	2028 Projected
Beginning Budgetary Fund Balance							
Beginning Balance Sheet Fund Balance	7,439	1,843	8,480	3,039	1,118	508	335
Budgetary Fund Balance Adjustment	203		228				
<i>Beginning Budgetary Fund Balance</i>	7,642	1,843	8,708	3,039	1,118	508	335
Sources of Funds							
Sweetened Beverage Tax	21,650	21,247	20,909	21,327	21,753	22,189	22,632
Transfer from JumpStart Fund ¹	1,200	1,200	1,200				
<i>Total Budgetary Revenues</i>	22,850	22,447	22,109	21,327	21,753	22,189	22,632
Expenditures ²							
Office of City Auditor	471						
Office of Sustainability and Environment	6,014	6,151	6,341	6,337	6,423	6,423	6,423
Department of Education and Early Learning	8,005	7,798	10,477	8,023	7,473	7,473	7,473
Human Services Department	4,693	5,244	5,339	5,558	5,310	5,310	5,310
Department of Parks and Recreation	303	309	309	346	360	360	360
Department of Neighborhoods	2,299	2,887	5,312	2,984	2,796	2,796	2,796
<i>Total Budgetary Expenditures</i>	21,784	22,389	27,778	23,248	22,362	22,362	22,362
<i>Ending Balance Sheet Adjustment</i>	0	0	0	0	0	0	0
<i>Ending Budgetary Fund Balance</i>	8,708	1,901	3,039	1,118	508	335	605
Planning Reserves							
Revenue Stabilization Reserve	2,000	1,300	2,000	800	0	0	0
Planning Reserve		530	530	0	0	0	0
<i>Total Reserves</i>	2,000	1,830	2,530	800	0	0	0
<i>Ending Unreserved Budgetary Fund Balance</i>	6,708	71	509	318	508	335	605

Notes:

¹ Through CBA FG-903-A-001-2023, Council transferred \$1.2 million in JumpStart revenue into the Sweetened Beverage Tax Fund in both 2023 and 2024 to temporarily buffer a shortfall in Sweetened Beverage Tax (SBT) revenue. This action is in response to the November 2022 revenue forecast.

² 2024 Legislated and Revised expenditures include carryforwards.

Cumulative Reserve Subfund - Unrestricted (00164)

Amounts in \$1,000s	2023 Actuals	2024 Adopted	2024 Revised	2025 Proposed	2026 Proposed	2027 Projected	2028 Projected
Beginning Budgetary Fund Balance							
Beginning Balance Sheet Fund Balance	15,716	5,734	14,796	8,640	7,674	10,197	10,915
Budgetary Fund Balance Adjustment		0	3,454				
<i>Beginning Budgetary Fund Balance</i>	15,716	5,734	18,251	8,640	7,674	10,197	10,915
Sources of Funds							
Street Vacation Fees				1,104	3,789		
Investment Earnings	5,505	1,500	3,427	1,300	1,100	1,000	1,000
Miscellaneous Revenues							
Budget Adjustments							
Associated Revenues from Current Year CFD's			0				
Revenues from Current Year legislated ordinances			0				
<i>Total Budgetary Revenues</i>	5,505	1,500	3,427	2,404	4,889	1,000	1,000
Expenditures							
Debt Service Payments	1,211	3,107	3,107	3,100	2,090	0	0
Capital Project Spending	1,296	1,080	1,080	118	119	119	119
Tenant Relocation Assistance - Admin costs	142	142	142	152	157	163	168
Support to Operating Departments	322	0		0	0	0	0
Budget Adjustments							
Current Year Grant/Svc Contract/Capital CFD's			8,710				
Supplemental Changes							
<i>Total Budgetary Expenditures</i>	2,971	4,328	13,038	3,370	2,365	281	287
Ending Balance Sheet Adjustment							
<i>Ending Budgetary Fund Balance</i>	18,251	2,906	8,640	7,674	10,197	10,915	11,628
Planning Reserves							
World Cup Reserve - CIP Projects ¹				6,200	6,200	6,200	6,200
Revenue Uncertainty Reserve ²					3,800	3,800	3,800
<i>Total Reserves</i>	0	0	0	6,200	10,000	10,000	10,000
<i>Ending Unreserved Budgetary Fund Balance</i>	18,251	2,906	8,640	1,474	197	915	1,628

¹The City is working with the Local Organizing Committee to identify CIP Projects that will be necessary as preparation for the 2026 World Cup, which is expected to bring a significant number of visitors to the region and have notable impacts on infrastructure. These one-time funds will be appropriated through the supplemental budget process in 2025.

² Street Vacation Fees are based on various economic factors related to site development. While the City does attempt to estimate Street Vacation Fee revenue based on preliminary site development, the fee can be delayed up to a few years. To account for the uncertainty, the City may hold planning reserves until more information is known on the underlying project.

Revenue Stabilization Fund (00166)

Amounts in \$1,000s	2023 Actuals	2024 Adopted	2024 Revised	2025 Proposed	2026 Proposed	2027 Projected	2028 Projected
<u>Beginning Budgetary Fund Balance</u>							
Beginning Balance Sheet Fund Balance	61,739	65,329	65,329	67,978	69,109	72,149	74,758
Budgetary Fund Balance Adjustment	0	0	0				
<i>Beginning Budgetary Fund Balance</i>	61,739	65,329	65,329	67,978	69,109	72,149	74,758
<u>Sources of Funds</u>							
General Fund Contributions	3,590	2,252	2,252	1,131	3,041	2,609	2,796
<u>Budget Adjustments</u>							
Associated Revenues from Current Year CFD's							
Revenues from Current Year legislated ordinances			396				
<i>Total Budgetary Revenues</i>	3,590	2,252	2,648	1,131	3,041	2,609	2,796
<u>Expenditures</u>							
Expenses	0	0	0	0	0	0	0
<u>Budget Adjustments</u>							
Current Year Encumbrance CFD's			0				
Current Year Grant/Svc Contract/Capital CFD's			0				
Supplemental Changes			0				
<i>Total Budgetary Expenditures</i>	0	0	0	0	0	0	0
<i>Ending Balance Sheet Adjustment</i>	0						
<i>Ending Budgetary Fund Balance</i>	65,329	67,581	67,978	69,109	72,149	74,758	77,554
<u>Financial Reserves - Revenue</u>							
Current Year Grant/Svc Contract/Capital CFD Revenues	0						
<u>Financial Reserves - Expense</u>							
Current Year Encumbrance CFD's	0						
Current Year Grant/Svc Contract/Capital Expenditure CFD's	0						
<i>Total Reserves</i>	0	0	0	0	0	0	0
<i>Ending Unreserved Budgetary Fund Balance</i>	65,329	67,581	67,978	69,109	72,149	74,758	77,554

Office of Labor Standards Fund (00190)

Amounts in \$1,000s	2023 Actuals	2024 Adopted	2024 Revised	2025 Proposed	2026 Proposed	2027 Projected	2028 Projected
<u>Beginning Budgetary Fund Balance</u>							
Beginning Balance Sheet Fund Balance	2,687	1,171	1,628				
Budgetary Fund Balance Adjustment	0	0	208				
<i>Beginning Budgetary Fund Balance</i>	2,687	1,171	1,836	1,104	89	89	89
<u>Sources of Funds</u>							
General Fund Transfer	7,955	7,249	7,249	7,410	8,247	8,531	8,564
<u>Budget Adjustments</u>							
Associated Revenues from Current Year CFD's			339				
Revenues from Current Year legislated ordinances			461				
<i>Total Budgetary Revenues</i>	7,955	7,249	8,048	7,410	8,247	8,531	8,564
<u>Expenditures</u>							
Office of Labor Standards	6,146	6,341	6,341	6,425	6,747	6,781	6,814
Business Outreach and Education	672	600	600	500	500	500	500
Community Outreach and Education	1,988	1,500	1,500	1,500	1,000	1,250	1,250
<u>Budget Adjustments</u>							
Current Year Encumbrance CFD's			339				
Current Year Grant/Svc Contract/Capital CFD's			0				
<i>Total Budgetary Expenditures</i>	8,806	8,441	8,780	8,425	8,247	8,531	8,564
<i>Ending Balance Sheet Adjustment</i>	0						
<i>Ending Budgetary Fund Balance</i>	1,836	(22)	1,104	89	89	89	89
<u>Financial Reserves - Revenue</u>							
	0	0	0	0	0	0	0
<i>Total Reserves</i>	0	0	0	0	0	0	0
<i>Ending Unreserved Budgetary Fund Balance</i>	1,836	(22)	1,104	89	89	89	89

Cable Fund (10101)

Amounts in \$1,000s	2023 Actuals	2024 Adopted	2024 Revised	2025 Proposed	2026 Proposed	2027 Projected	2028 Projected
<u>Beginning Budgetary Fund Balance</u>							
Beginning Balance Sheet Fund Balance	2,699	2,560	2,560				
Budgetary Fund Balance Adjustment	108	58	58				
<i>Beginning Budgetary Fund Balance</i>	2,807	2,619	2,619	799	838	471	105
<u>Sources of Funds *</u>							
Franchise Fees	5,629	5,008	5,226	5,032	4,845	4,665	4,491
Peg Support Fees	509	455	577	556	535	515	496
Misc.Revenues/Rebates	0	0	0	0	0	0	0
Interest Earnings	73	29	84	81	78	75	72
<u>Budget Adjustments</u>							
Associated Revenues from Current Year CFD's			0				
Revenues from Current Year legislated ordinances			0				
<i>Total Budgetary Revenues</i>	6,211	5,492	5,888	5,669	5,458	5,255	5,059
<u>Expenditures</u>							
Applications BSL	280	311	311	370	387	389	390
Capital Improvement Projects BSL	329	363	363	0	0	0	0
Client Solutions BSL	34	30	30	27	28	28	28
Frontline Services & Workplace BSL	4,883	5,562	5,562	4,438	4,579	4,602	4,606
Leadership and Administration BSL	872	937	937	794	831	835	836
2022 True Up	(543)	0	0	0	0	0	0
2023 True Up			504				
Future Reductions						(234)	(801)
<u>Budget Adjustments</u>							
Current Year Encumbrance CFD's			0				
Current Year Grant/Svc Contract/Capital CFD's			0				
Supplemental Changes			0				
<i>Total Budgetary Expenditures</i>	5,856	7,203	7,708	5,629	5,825	5,620	5,059
<i>Ending Balance Sheet Adjustment</i>	0						
<i>Ending Budgetary Fund Balance</i>	3,162	908	799	838	471	105	105
<u>Financial Reserves - Revenue</u>							
Current Year Grant/Svc Contract/Capital CFD Revenues	0						
<u>Financial Reserves - Expense</u>							
Current Year Encumbrance CFD's	0						
Current Year Grant/Svc Contract/Capital Expenditure CFD's	0						
<u>Planning Reserves</u>							
Local 77 AWI for 2025	0	0	0	89	105	105	105
<i>Total Reserves</i>	0	0	0	89	105	105	105
<i>Ending Unreserved Budgetary Fund Balance</i>	3,162	908	799	749	365	0	0

*

1. Used 2022-2024 annual rate of decline -3.72% for 2025 and ongoing.

2. 2024 Revised Amounts are based on 2024 average revenue by category as of June.

Emergency Fund (10102)

Amounts in \$1,000s	2023 Actuals	2024 Adopted	2024 Revised	2025 Proposed	2026 Proposed	2027 Projected	2028 Projected
<u>Beginning Budgetary Fund Balance</u>							
Beginning Balance Sheet Fund Balance	43,660	58,660	58,660	72,844	85,579	87,976	90,351
Budgetary Fund Balance Adjustment	0	0	0				
<i>Beginning Budgetary Fund Balance</i>	43,660	58,660	58,660	72,844	85,579	87,976	90,351
<u>Sources of Funds</u>							
General Fund Contributions	15,000	14,184	14,184	12,736	2,396	2,375	2,259
<u>Budget Adjustments</u>							
Associated Revenues from Current Year CFD's			0				
Revenues from Current Year legislated ordinances			0				
<i>Total Budgetary Revenues</i>	15,000	14,184	14,184	12,736	2,396	2,375	2,259
<u>Expenditures</u>							
Expenses		0	0	0	0	0	0
<u>Budget Adjustments</u>							
Current Year Encumbrance CFD's			0				
Current Year Grant/Svc Contract/Capital CFD's			0				
Supplemental Changes			0				
<i>Total Budgetary Expenditures</i>	0	0	0	0	0	0	0
<i>Ending Balance Sheet Adjustment</i>	0						
<i>Ending Budgetary Fund Balance</i>	58,660	72,844	72,844	85,579	87,976	90,351	92,610
<u>Financial Reserves - Revenue</u>							
Current Year Grant/Svc Contract/Capital CFD Revenues	0						
<u>Financial Reserves - Expense</u>							
Current Year Encumbrance CFD's	0						
Current Year Grant/Svc Contract/Capital Expenditure CFD's	0						
<i>Total Reserves</i>	0	0	0	0	0	0	0
<i>Ending Unreserved Budgetary Fund Balance</i>	58,660	72,844	72,844	85,579	87,976	90,351	92,610

Industrial Insurance Fund (10110)

Amounts in \$1,000s	2023 Actuals	2024 Adopted	2024 Revised	2025 Proposed	2026 Proposed	2027 Projected	2028 Projected
Beginning Budgetary Fund Balance							
Beginning Balance Sheet Fund Balance	9,420	6,784	989				
Budgetary Fund Balance Adjustment	0	0	(6)				
<i>Beginning Budgetary Fund Balance</i>	9,420	6,784	983	551	2,597	4,893	7,453
Sources of Funds							
Department Contributions	39,502	43,965	45,664	55,420	58,422	61,642	65,068
Budget Adjustments							
Associated Revenues from Current Year CFD's							
Revenues from Current Year legislated ordinances			3,000				
<i>Total Budgetary Revenues</i>	39,502	43,965	48,664	55,420	58,422	61,642	65,068
Expenditures							
Industrial Insurance Services	47,933	42,395	49,096	53,373	56,126	59,082	62,258
Budget Adjustments							
Current Year Encumbrance CFD's							
Current Year Grant/Svc Contract/Capital CFD's							
Supplemental Changes							
<i>Total Budgetary Expenditures</i>	47,933	42,395	49,096	53,373	56,126	59,082	62,258
<i>Ending Balance Sheet Adjustment</i>	(6)						
<i>Ending Budgetary Fund Balance</i>	983	8,353	551	2,597	4,893	7,453	10,263
Financial Reserves - Revenue							
Current Year Grant/Svc Contract/Capital CFD Revenues							
Financial Reserves - Expense							
Current Year Encumbrance CFD's							
Current Year Grant/Svc Contract/Capital Expenditure CFD's							
Planning Reserves							
Policy Reserve (25% of claims per RCW)	9,746	9,709	9,202	10,331	10,947	11,612	12,330
Pension Payouts (non-rate depts)	0	0	0	0	0	0	0
<i>Total Reserves</i>	9,746	9,709	9,202	10,331	10,947	11,612	12,330
<i>Ending Unreserved Budgetary Fund Balance</i>	(8,763)	(1,356)	(8,651)	(7,734)	(6,054)	(4,159)	(2,066)

Unemployment Insurance Fund (10111)

Amounts in \$1,000s	2023 Actuals	2024 Adopted	2024 Revised	2025 Proposed	2026 Proposed	2027 Projected	2028 Projected
<u>Beginning Budgetary Fund Balance</u>							
Beginning Balance Sheet Fund Balance	2,100	1,610	2,992				
Budgetary Fund Balance Adjustment	0	0	0				
<i>Beginning Budgetary Fund Balance</i>	2,100	1,610	2,992	1,990	1,990	1,990	1,957
<u>Sources of Funds</u>							
Unemployment Compensation Contributions	2,461	2,409	2,409	3,976	3,644	2,900	2,991
<u>Budget Adjustments</u>							
Associated Revenues from Current Year CFD's			0				
Revenues from Current Year legislated ordinances			0				
<i>Total Budgetary Revenues</i>	2,461	2,409	2,409	3,976	3,644	2,900	2,991
<u>Expenditures</u>							
Claims	1,547	2,480	2,480	3,945	3,612	2,900	2,958
Services	22	31	31	32	32	33	33
<u>Budget Adjustments</u>							
Current Year Encumbrance CFD's			0				
Current Year Grant/Svc Contract/Capital CFD's			0				
Supplemental Changes			900				
<i>Total Budgetary Expenditures</i>	1,569	2,511	3,411	3,976	3,644	2,933	2,991
<i>Ending Balance Sheet Adjustment</i>	0						
<i>Ending Budgetary Fund Balance</i>	2,992	1,508	1,990	1,990	1,990	1,957	1,957
<u>Planning Reserves</u>							
Contingency Reserves	500	500	500	500	500	500	500
<i>Total Reserves</i>	500	500	500	500	500	500	500
<i>Ending Unreserved Budgetary Fund Balance</i>	2,492	1,008	1,490	1,490	1,490	1,457	1,457

Health Care Fund (10112)

Amounts in \$1,000s	2023 Actuals	2024 Adopted	2024 Revised	2025 Proposed	2026 Proposed	2027 Projected	2028 Projected
Beginning Budgetary Fund Balance							
Beginning Balance Sheet Fund Balance	125,580	145,531	142,228				
Budgetary Fund Balance Adjustment	0	0	0				
<i>Beginning Budgetary Fund Balance</i>	125,580	145,531	142,228	104,346	111,051	118,444	120,797
Sources of Funds							
Department Contributions ¹	270,956	285,042	235,104	307,752	327,301	348,575	371,233
Employee Contributions	41,048	41,615	41,869	42,706	43,560	44,431	45,320
Miscellaneous	14,720	16,323	15,570	16,663	17,837	19,094	20,443
Budget Adjustments							
Associated Revenues from Current Year CFD's			0				
Revenues from Current Year legislated ordinances			0				
<i>Total Budgetary Revenues</i>	326,723	342,980	292,543	367,121	388,697	412,100	436,996
Expenditures							
Health Care Services	310,076	329,825	330,425	360,416	381,304	409,748	440,414
Budget Adjustments							
Current Year Encumbrance CFD's			0				
Current Year Grant/Svc Contract/Capital CFD's			0				
Supplemental Changes			0				
<i>Total Budgetary Expenditures</i>	310,076	329,825	330,425	360,416	381,304	409,748	440,414
<i>Ending Balance Sheet Adjustment</i>							
<i>Ending Budgetary Fund Balance</i>	142,228	158,686	104,346	111,051	118,444	120,797	117,378
Financial Reserves - Revenue							
Current Year Grant/Svc Contract/Capital CFD Revenues							
Financial Reserves - Expense							
Current Year Encumbrance CFD's							
Current Year Grant/Svc Contract/Capital Expenditure CFD's							
Planning Reserves							
Health Care Claims Reserve	142,228	158,686	104,346	111,051	118,444	120,797	117,378
<i>Total Reserves</i>	142,228	158,686	104,346	111,051	118,444	120,797	117,378
<i>Ending Unreserved Budgetary Fund Balance</i>	0	0	0	0	0	0	0

¹The decreased Department Contributions in the 2024 Revised are due to the planned cancellation of certain department payments into the fund in October-December of 2024, totalling \$53.3 million. Such a cancellation of payments is often called a "health care holiday" and is the method by which fund surpluses, accumulated due to the over estimation of enrollments or general excess revenue above expenditures, are returned to departments. For more details on the 2024 health care holiday, see the budget overview.

Group Term Life Fund (10113)

Amounts in \$1,000s	2023 Actuals	2024 Adopted	2024 Revised	2025 Proposed	2026 Proposed	2027 Projected	2028 Projected
<u>Beginning Budgetary Fund Balance</u>							
Beginning Balance Sheet Fund Balance	1,096	1,131	1,140				
Budgetary Fund Balance Adjustment	35	0	26				
<i>Beginning Budgetary Fund Balance</i>	1,131	1,131	1,166	976	1,014	1,016	1,016
<u>Sources of Funds</u>							
Interest	38	18	18	38	38	36	36
Employee Contributions - GTL & AD&D	4,324	3,572	3,572	4,552	4,643	4,666	4,690
Employee Contributions - LTD	1,546	2,269	2,269	1,684	1,718	1,727	1,735
Department Contributions - GTL	512	550	550	701	715	719	722
Department Contributions - LTD	108	254	254	118	120	121	122
<u>Budget Adjustments</u>							
Associated Revenues from Current Year CFD's			0				
Revenues from Current Year legislated ordinances			0				
<i>Total Budgetary Revenues</i>	6,529	6,663	6,663	7,093	7,234	7,268	7,304
<u>Expenditures</u>							
GTL - Group Term Life Ins. & ADD	4,843	4,140	4,140	5,253	5,384	5,411	5,438
LTD - long Term Disability	1,651	2,523	2,523	1,803	1,848	1,857	1,866
<u>Budget Adjustments</u>							
Current Year Encumbrance CFD's			0				
Current Year Grant/Svc Contract/Capital CFD's			0				
Supplemental Changes			190				
<i>Total Budgetary Expenditures</i>	6,494	6,663	6,853	7,056	7,232	7,268	7,304
<i>Ending Balance Sheet Adjustment</i>	0						
<i>Ending Budgetary Fund Balance</i>	1,166	1,131	976	1,014	1,016	1,016	1,016
<u>Planning Reserves</u>							
<i>Total Reserves</i>	0	0	0	0	0	0	0
<i>Ending Unreserved Budgetary Fund Balance</i>	1,166	1,131	976	1,014	1,016	1,016	1,016

Park and Recreation Fund (10200)

Amounts in \$1,000s	2023 Actuals	2024 Adopted	2024 Revised	2025 Proposed	2026 Proposed	2027 Projected	2028 Projected
Beginning Budgetary Fund Balance							
Beginning Balance Sheet Fund Balance	38,685	12,821	35,921				
Budgetary Fund Balance Adjustment	1,672		5,996				
Beginning Budgetary Fund Balance	40,357	12,821	41,917	10,172	11,072	11,072	10,019
Sources of Funds							
Athletic Facility Fees	3,351	3,438	3,438	3,861	4,802	4,802	4,802
Building/Oth Space Rent	0	72	72	72	72	72	72
Capital Contributions		(136)	(136)	(195)	(195)	(195)	(195)
Community Dev Block Grant	322	808	808	808	808	808	808
Concession Proceeds	362	80	80	80	80	80	80
Exhibit Admission Charges	20	695	695	695	695	695	695
Federal and State Grants	4,466	276	276	277	277	277	277
General Government-Other Rev	2,637	2,318	2,318	2,318	2,318	2,318	2,318
Inv Earn-Residual Cash	1,278						
Lease Revenue GASB87	2,073			0	0	0	0
Lt Space/Facilities Leases	1,618	1,006	1,006	1,006	1,006	1,031	1,057
Miscellaneous Revs-Other Rev	783	891	891	891	891	891	891
Other Private Contrib & Dons	2,624	11	11	511	1,511	1,511	1,511
Other Rents & Use Charges	2,091	856	856	1,531	1,415	1,415	1,415
Parking Fees	56	79	79	79	79	79	79
Public Benefit Offset/TI Offset	(2,314)			0	0	0	0
Recoveries	5,526	126	126	(40)	135	135	135
Recreation Education Fees	2,316	4,288	4,288	5,238	5,246	5,246	5,246
Recreation Activities Fees	18,811	14,632	14,632	19,055	18,886	18,886	18,886
Recreation Admission Fees	3,286	3,124	3,124	3,796	3,316	3,316	3,316
Recreation Shared Revs Arc	1,105	1,013	1,013	1,013	1,013	1,013	1,013
Resource Recovery Rev	87	3,622	3,622	3,792	3,451	3,451	3,451
Sales Of Merchandise	158	27	27	27	27	27	27
St Space Facilities Rentals	4,927	5,081	5,081	5,676	5,933	6,081	6,233
Budget Adjustments							
Associated Revenues from Current Year CFD's			35,632				
Revenues from Current Year legislated ordinances			22,939				
Total Budgetary Revenues	55,584	42,307	100,878	50,492	51,767	51,940	52,118
Expenditures							
Building For The Future	9,749	300	300	800	1,800	1,800	1,800
Debt and Special Funding	983	162	1,426	166	0	0	0
Fix It First	6,350	972	913	913	913	913	913
Parks and Facilities Maintenance and Repairs	3,389	4,974	3,396	4,691	4,216	4,321	4,429
Leadership and Administration	2,201	1,033	2,224	1,164	1,123	1,151	1,180
Departmentwide Programs	7,947	8,194	8,619	9,403	9,807	10,053	10,304
Recreation Facility Programs	9,082	10,504	9,474	13,903	15,219	15,600	15,990
Golf Programs	14,133	13,994	13,666	18,348	18,485	18,947	19,421
Zoo and Aquarium Programs	180	1,000	204	204	204	209	214
Budget Adjustments							
Current Year Encumbrance CFD's			63,299				
Current Year Grant/Svc Contract/Capital CFD's			29,102				
Supplemental Changes							
Total Budgetary Expenditures	54,014	41,133	132,622	49,592	51,767	52,993	54,250
Ending Balance Sheet Adjustment	(10)						
Ending Budgetary Fund Balance	41,917	13,995	10,172	11,072	11,072	10,019	7,887
Financial Reserves - Revenue							
Current Year Grant/Svc Contract/Capital CFD Revenues	35,632						
Financial Reserves - Expense							
Current Year Encumbrance CFD's							
Current Year Grant/Svc Contract/Capital Expenditure CFD's	63,299						
Planning Reserves							
Golf Reserve ¹	3,100	1,800					
SPU Reservoir Use Fees ²	600	600	600	600	600	600	600
Cash Flow Reserve ³		2,500	1,027	2,500	2,500	2,000	
Capital Revenue Reserve ⁴		5,000	4,000	5,000	5,000	5,000	5,000
CBO Planning Reserves ⁵	5,055			21	71	1,060	2,990
Duwamish Waterway Rental Revenue Reserve ⁶	250	500	500	750	1,000	1,250	1,500
COVID Recovery Revenue Reserve ⁷	3,100	1,800	1,800	900			
Zoo Reserve ⁸	800						
Total Reserves	40,572	12,200	7,927	9,771	9,171	9,910	10,090
Ending Unreserved Budgetary Fund Balance	1,345	1,795	2,245	1,301	1,901	109	(2,203)

Amounts in \$1,000s	2023 Actuals	2024 Adopted	2024 Revised	2025 Proposed	2026 Proposed	2027 Projected	2028 Projected
---------------------	-----------------	-----------------	-----------------	------------------	------------------	-------------------	-------------------

- Notes:
- 1. The Golf reserve reflects excess revenues earned by the Golf program to be appropriated in subsequent budget year via a supplemental budget change.
 - 2. The SPU Reservoir reserve holds anticipated property use fee expenses related to the joint use of SPU and SPR properties.
 - 3. The financial plan carries a modest cash flow reserve to maintain financial stability in the face of one time unforeseen and unbudgeted expense or revenue issues.
 - 4. The financial plan carries a Capital Revenue Reserve for capital projects where reimbursements for grant-related expenses are not received until a future year.
 - 5. These reserves covered anticipated expenditures in 2023 for both the Park and Recreation Fund and the Seattle Metropolitan Park District Fund (19710). In 2025 - 2028 these reserves cover anticipated expenditures in only the Park and Recreation Fund.
 - 6. This reserve reflects temporary rental income on the landbanked site that will be used for future site development or remediation work.
 - 7. This reserve was held to cover the Aquatics subsidy resulting from the COVID-19 pandemic (2023-2025).
 - 8. This reserve was held to cover one time costs related to the operating agreement with the Zoo.

Move Seattle Levy Fund (10398)

Amounts in \$1,000s	2023 Actuals	2024 Adopted	2024 Revised	2025 Proposed	2026 Proposed	2027 Projected	2028 Projected
<u>Beginning Budgetary Fund Balance</u>							
Beginning Balance Sheet Fund Balance	84,101	0	93,157				
Budgetary Fund Balance Adjustment	3,469	0	2,969				
<i>Beginning Budgetary Fund Balance</i>	87,570	41,366	96,126	29,926	9,424	3,834	0
<u>Sources of Funds</u>							
311010 - Real & Personal Property Taxes	111,891	110,621	110,621	0	0	0	0
Interest earnings		0	1,254	0	0	0	0
<u>Budget Adjustments</u>							
Associated Revenues from Current Year CFD's			0				
Revenues from Current Year legislated ordinances			0				
<i>Total Budgetary Revenues</i>	111,891	110,621	111,875	0	0	0	0
<u>Expenditures</u>							
Safe Routes	34,532	33,072	44,360	42	0	0	0
Maintenance & Repair	32,623	54,632	67,186	4,016	0	0	0
Congestion Relief	35,747	41,802	62,862	16,144	5,590	3,834	0
Other	433	1,800	3,668	300	0	0	0
<u>Budget Adjustments</u>							
Current Year Encumbrance CFD's			0				
Current Year Grant/Svc Contract/Capital CFD's			0				
Supplemental Changes			0				
<i>Total Budgetary Expenditures</i>	103,335	131,306	178,076	20,502	5,590	3,834	0
<i>Ending Balance Sheet Adjustment</i>	0						
<i>Ending Budgetary Fund Balance</i>	96,127	20,681	29,926	9,424	3,834	0	0
<u>Financial Reserves - Revenue</u>							
Current Year Grant/Svc Contract/Capital CFD Revenues	0						
<u>Financial Reserves - Expense</u>							
Current Year Encumbrance CFD's	0						
Current Year Grant/Svc Contract/Capital Expenditure CFD's	0						
<i>Total Reserves</i>	0	0	0	0	0	0	0
<i>Ending Unreserved Budgetary Fund Balance</i>	96,127	20,681	29,926	9,424	3,834	0	0

Library Fund (10410)

Amounts in \$1,000s	2023 Actuals	2024 Adopted	2024 Revised	2025 Proposed	2026 Proposed	2027 Projected	2028 Projected
<u>Beginning Budgetary Fund Balance</u>							
Beginning Balance Sheet Fund Balance	8,150	0	1,510				
Budgetary Fund Balance Adjustment	(9)	0	2,566				
<i>Beginning Budgetary Fund Balance</i>	8,142	3,575	4,076	2,185	2,351	2,351	1,499
<u>Sources of Funds</u>							
General Subfund Support	60,105	62,046	62,046	68,449	71,548	70,552	70,905
Fines & Fees	117	115	115	120	120	120	120
Parking - Central Library	337	345	345	377	390	400	410
Copy & Print Services	107	95	95	100	105	110	110
Space Rental	110	135	135	150	150	150	150
Salvage Sales/Materials	68	85	85	85	85	85	85
Interdepartmental Support	23	27	27	27	27	27	27
Miscellaneous Revenue	10	3	3	3	3	3	3
Miscellaneous Interfund Transfer	0	0	0	166	178	167	167
Grants	1,920	0	0	0	0	0	0
<u>Budget Adjustments</u>							
Associated Revenues from Current Year CFD's			92				
Revenues from Current Year legislated ordinances			11,596				
<i>Total Budgetary Revenues</i>	62,795	62,851	74,538	69,478	72,606	71,614	71,977
<u>Expenditures</u>							
Chief Librarian's Office	610	558	558	637	669	673	676
Institutional & Strategic Advancement	1,159	1,204	1,204	1,347	1,404	1,412	1,419
Human Resources	2,649	2,595	2,595	2,777	2,917	2,931	2,946
Administrative Services	10,231	10,229	10,229	11,541	12,076	11,634	11,692
Capital Improvements	3,002	0	0	0	0	0	0
Library Programs & Services	49,212	50,124	49,124	53,009	55,539	55,817	56,096
<u>Budget Adjustments</u>							
Current Year Encumbrance CFD's			651				
Current Year Grant/Svc Contract/Capital CFD's			473				
Supplemental Changes			11,596				
<i>Total Budgetary Expenditures</i>	66,863	64,710	76,429	69,311	72,606	72,466	72,828
<i>Ending Balance Sheet Adjustment</i>	1						
<i>Ending Budgetary Fund Balance</i>	4,076	1,716	2,185	2,351	2,351	1,499	648
<u>Financial Reserves - Revenue</u>							
Current Year Grant/Svc Contract/Capital CFD Revenues	92						
<u>Financial Reserves - Expense</u>							
Current Year Encumbrance CFD's	651						
Current Year Grant/Svc Contract/Capital Expenditure CFD's	473						
<u>Planning Reserves</u>							
N/A	0	0	0	0	0	0	0
<i>Total Reserves</i>	1,032	0	0	0	0	0	0
<i>Ending Unreserved Budgetary Fund Balance</i>	3,044	1,716	2,185	2,351	2,351	1,499	648

Seattle Streetcar Operations Fund (10800)

Amounts in \$1,000s	2023 Actuals	2024 Adopted	2024 Revised	2025 Proposed	2026 Proposed	2027 Projected	2028 Projected
Beginning Budgetary Fund Balance							
Beginning Balance Sheet Fund Balance	3,469	0	2,720				
Budgetary Fund Balance Adjustment	165	0	75				
<i>Beginning Budgetary Fund Balance</i>	3,633	3,857	2,796	6,307	3,381	23	(81)
Sources of Funds							
South Lake Union							
Fare Revenues*	60	625	83	46	60	73	86
King County Metro Contribution		1,745					
Grants, Sponsorships, and Other Contributions	281	604	2,363	190	191	47	48
Operating Transfer In - South Lake Union	1,879	3,265	3,265	3,246	3,246	3,743	3,981
				0	0	0	0
First Hill							
Fare Revenues*	0	1,039	0	65	68	70	72
Sound Transit Partnership Contribution	5,102	0	846	323	323	421	433
Grants, Sponsorships, and Other Contributions	471	345	2,676	0	0	0	0
Operating Transfer In - First Hill	3,647	6,935	6,954	6,954	6,954	8,984	9,180
Investment Earnings - Residual Cash	111		85	105	105	1	(3)
Budget Adjustments							
Associated Revenues from Current Year CFD's			0				
Revenues from Current Year legislated ordinances			0				
<i>Total Budgetary Revenues</i>	11,551	14,557	16,272	10,930	10,947	13,340	13,798
Expenditures							
South Lake Union							
Streetcar O&M - SDOT	648	530	635	629	651	767	825
Streetcar O&M - King County Metro	2,468	4,100	2,417	3,791	3,889	3,096	3,291
First Hill							
Streetcar O&M - SDOT	817	657	852	941	974	989	1,027
Streetcar O&M - King County Metro	8,425	9,103	8,001	8,495	8,792	8,592	8,763
Major Maintenance/Replacement - First Hill Streetcar Repair	30						
Budget Adjustments							
Current Year Encumbrance CFD's			0				
Current Year Grant/Svc Contract/Capital CFD's			847				
Supplemental Changes		(3)	9				
<i>Total Budgetary Expenditures</i>	12,387	14,387	12,761	13,855	14,305	13,444	13,906
<i>Ending Balance Sheet Adjustment</i>	(1)						
<i>Ending Budgetary Fund Balance</i>	2,796	4,027	6,307	3,381	23	(81)	(189)
Financial Reserves - Revenue							
Current Year Grant/Svc Contract/Capital CFD Revenues	1,288						
Financial Reserves - Expense							
Current Year Encumbrance CFD's	0						
Current Year Grant/Svc Contract/Capital Expenditure CFD's	2,136						
Planning Reserves							
	30	86	86	13	23	63	133
<i>Total Reserves</i>	878	86	86	13	23	63	133
<i>Ending Unreserved Budgetary Fund Balance</i>	1,918	3,941	6,221	3,369	()	(144)	(322)

* Fare revenues are net of expenditures from King County for all columns except 2024 Adopted and 2024 Legislated.

Seattle Center Fund (11410)

Amounts in \$1,000s	2023 Actuals	2024 Adopted	2024 Revised	2025 Proposed	2026 Proposed	2027 Projected	2028 Projected
Beginning Budgetary Fund Balance							
Beginning Balance Sheet Fund Balance	(12,656)	(10,055)	(10,055)				
Budgetary Fund Balance Adjustment	(167)	859	859				
<i>Beginning Budgetary Fund Balance</i>	(12,823)	(9,197)	(9,197)	(11,275)	(11,275)	(11,275)	(10,856)
Sources of Funds							
Monorail (CIP)	2,472	1,255	1,255	1,179	1,207	1,231	1,256
Parking	9,159	8,764	8,764	9,640	10,159	10,362	10,570
Rentals, Leases, Reimbursements	12,110	13,627	13,627	13,628	13,971	14,250	14,535
Administration	1,582	595	595	1,523	1,556	1,587	1,619
Friends of the Waterfront	511	945	945	1,000	1,000	1,020	1,040
Budget Adjustments							
Associated Revenues from Current Year CFD's			28,727				
Revenues from Current Year legislated ordinances			2,387				
<i>Total Budgetary Revenues</i>	25,834	25,187	56,300	26,969	27,893	28,451	29,020
Expenditures							
Monorail Rehabilitation	631	1,255	1,255	1,179	1,207	1,213	1,219
Campus	17,647	17,830	17,830	23,386	24,174	24,294	24,416
Leadership & Administration	3,988	4,165	4,165	1,404	1,512	1,520	1,527
Waterfront	511	945	945	1,000	1,000	1,005	1,010
Bldg & Campus Improvements	(49)	0	0	0	0	0	0
Budget Adjustments							
Current Year Encumbrance CFD's			0				
Current Year Grant/Svc Contract/Capital CFD's			29,463				
Supplemental Changes			4,720				
<i>Total Budgetary Expenditures</i>	22,728	24,195	58,378	26,969	27,893	28,033	28,173
<i>Ending Balance Sheet Adjustment</i>	521						
<i>Ending Budgetary Fund Balance</i>	(9,197)	(8,205)	(11,275)	(11,275)	(11,275)	(10,856)	(10,009)
Financial Reserves - Revenue							
Current Year Grant/Svc Contract/Capital CFD Revenues	28,727						
Financial Reserves - Expense							
Current Year Encumbrance CFD's	0						
Current Year Grant/Svc Contract/Capital Expenditure CFD's	29,463						
Planning Reserves							
Planning Reserves	0	0	0	7	20	513	1,486
<i>Total Reserves</i>	736	0	0	7	20	513	1,486
<i>Ending Unreserved Budgetary Fund Balance</i>	(9,933)	(8,205)	(11,275)	(11,282)	(11,295)	(11,369)	(11,495)

Ordinance 126218 authorized an interfund loan of \$18M from the REET II Capital Projects Fund (30020) to the Seattle Center Fund (11410), to be repaid by 2033

Amounts in \$1,000s	2023 Actuals	2024 Adopted	2024 Revised	2025 Proposed	2026 Proposed	2027 Projected	2028 Projected
<u>Beginning Budgetary Fund Balance</u>							
Beginning Balance Sheet Fund Balance	3,840	3,939	4,107				
Budgetary Fund Balance Adjustment	113	0	233				
<i>Beginning Budgetary Fund Balance</i>	3,953	3,939	4,340	4,340	4,340	4,340	4,428
<u>Sources of Funds</u>							
Earned Income ¹	4,874	5,673	5,673	5,484	5,876	5,993	6,113
<u>Budget Adjustments</u>							
Associated Revenues from Current Year CFD's			0				
Revenues from Current Year legislated ordinances			0				
<i>Total Budgetary Revenues</i>	4,874	5,673	5,673	5,484	5,876	5,993	6,113
<u>Expenditures</u>							
BO-SC-65000 McCaw Hall	4,487	5,673	5,673	5,484	5,876	5,905	5,935
<u>Budget Adjustments</u>							
Current Year Encumbrance CFD's			0				
Current Year Grant/Svc Contract/Capital CFD's			0				
Supplemental Changes			0				
<i>Total Budgetary Expenditures</i>	4,487	5,673	5,673	5,484	5,876	5,905	5,935
<i>Ending Balance Sheet Adjustment</i>	0						
<i>Ending Budgetary Fund Balance</i>	4,340	3,939	4,340	4,340	4,340	4,428	4,606
<u>Financial Reserves - Revenue</u>							
Current Year Grant/Svc Contract/Capital CFD Revenues	0						
<u>Financial Reserves - Expense</u>							
Current Year Encumbrance CFD's	0						
Current Year Grant/Svc Contract/Capital Expenditure CFD's	0						
<u>Planning Reserves</u>							
McCaw Hall Reserve Funds	0	3,293	4,340	4,337	4,333	4,248	4,084
Planning Reserve	0	646	0	3	7	180	522
<i>Total Reserves</i>	0	3,939	4,340	4,340	4,340	4,428	4,606
<i>Ending Unreserved Budgetary Fund Balance</i>	4,340	0	0	0	0	0	0

Municipal Art Fund (Fund 12010)

Amounts in \$1,000s	2023 Actuals	2024 Adopted	2024 Revised	2025 Proposed	2026 Proposed	2027 Projected	2028 Projected
<u>Beginning Budgetary Fund Balance</u>							
Beginning Balance Sheet Fund Balance	13,400	10,319	12,756				
Budgetary Fund Balance Adjustment	539	0	351				
<i>Beginning Budgetary Fund Balance</i>	13,939	10,319	13,107	8,218	5,544	4,314	4,354
<u>Sources of Funds</u>							
1% for Art	2,679	2,228	2,228	2,417	3,949	4,028	4,108
Collection Management Fees	343	267	267	479	494	504	514
Conservation	0	0	0	0	0	0	0
Interest Earnings	195	112	112	112	112	114	117
Misc Income	38	20	20	20	20	21	21
<u>Budget Adjustments</u>							
Associated Revenues from Current Year CFD's			0				
Revenues from Current Year legislated ordinances			0				
<i>Total Budgetary Revenues</i>	3,256	2,627	2,627	3,029	4,575	4,667	4,760
<u>Expenditures</u>							
Public Art - Utilities (MO-AR-2VMA010)	885	1,446	1,446	1,476	1,489	1,496	1,504
Public Art - Non-Utilities (MO-AR-2VMA011)	1,759	2,727	2,727	2,780	2,803	1,611	1,619
Collection Management (MO-AR-2VMA012)	255	264	264	299	314	315	317
Leadership and Administration (BO-AR-VA150)	1,033	1,075	1,256	1,124	1,171	1,177	1,183
Conservation (MO-AR-2VMA02)	156	287	286	24	27	28	28
<u>Budget Adjustments</u>							
Current Year Encumbrance CFD's			1,823				
Current Year Grant/Svc Contract/Capital CFD's			0				
Supplemental Changes			(286)				
<i>Total Budgetary Expenditures</i>	4,088	5,799	7,517	5,703	5,804	4,627	4,651
<i>Ending Balance Sheet Adjustment</i>	0						
<i>Ending Budgetary Fund Balance</i>	13,107	7,147	8,218	5,544	4,314	4,354	4,463
<u>Financial Reserves - Revenue</u>							
Current Year Grant/Svc Contract/Capital CFD Revenues	0						
<u>Financial Reserves - Expense</u>							
Current Year Encumbrance CFD's	1,822						
Current Year Grant/Svc Contract/Capital Expenditure CFD's	0						
<u>Planning Reserves</u>							
Planning Reserve		195		0	0	50	149
<i>Total Reserves</i>	1,822	195	0	0	0	50	149
<i>Ending Unreserved Budgetary Fund Balance</i>	11,285	6,952	8,218	5,544	4,314	4,304	4,314

Wheelchair Accessible Fund (12100)

Amounts in \$1,000s	2023 Actuals	2024 Adopted	2024 Revised	2025 Proposed	2026 Proposed	2027 Projected	2028 Projected
Beginning Budgetary Fund Balance							
Beginning Balance Sheet Fund Balance	7,825	7,494	8,399				
Budgetary Fund Balance Adjustment	304		186				
Beginning Budgetary Fund Balance	8,130	7,494	8,586	6,964	6,762	6,538	6,290
Sources of Funds							
Fees	1,300	2,396	996	996	996	996	996
Investment	255						
Total Budgetary Revenues	1,554	2,396	996	996	996	996	996
Expenditures¹							
Wheelchair Accessible Services Program	1,098	2,577	2,577	1,197	1,220	1,244	1,269
Budget Adjustments							
2023 Encumbrance CFD's (into 2024)			18				
2024 Supplemental Changes			23				
Total Budgetary Expenditures	1,098	2,577	2,618	1,197	1,220	1,244	1,269
Ending Budgetary Fund Balance	8,586	7,313	6,964	6,762	6,538	6,290	6,017
Financial Reserves - Expense							
2023 Encumbrance CFD's (into 2024)	18						
Planning Reserves							
Planning Reserves		52		1	3	18	48
Total Reserves	18	52	0	1	3	18	48
Ending Unreserved Budgetary Fund Balance	8,568	7,261	6,964	6,761	6,535	6,271	5,969

¹ Assumes 2% annual growth for expenditures 2027-2028.

Short Term Rental Tax (12200)

Amounts in \$1,000s	2023 Actuals	2024 Adopted	2024 Revised	2025 Proposed	2026 Proposed	2027 Projected	2028 Projected
<u>Beginning Budgetary Fund Balance</u>							
Beginning Balance Sheet Fund Balance	5,650	1,649	11,525				
Budgetary Fund Balance Adjustment	178		235				
<i>Beginning Budgetary Fund Balance</i>	5,827	1,649	11,761	1,880	1,611	1,723	2,227
<u>Sources of Funds</u>							
Short-Term Rental Tax	11,640	11,855	11,307	11,829	12,380	12,824	13,287
<u>Budget Adjustments</u>							
Associated Revenues from Current Year CFD's			0				
Revenues from Current Year legislated ordinances			0				
<i>Total Budgetary Revenues</i>	11,640	11,855	11,307	11,829	12,380	12,824	13,287
<u>Expenditures</u>							
Equitable Development Initiative (OPCD)	806	5,944	5,944	6,225	6,280	6,311	6,343
Permanent Supportive Housing (HSD)	2,896	3,701	3,701	3,864	3,980	4,000	4,020
Debt Service	2,005	2,010	2,010	2,010	2,008	2,009	2,019
<u>Budget Adjustments</u>							
Current Year Encumbrance CFD's			2,021				
Current Year Grant/Svc Contract/Capital CFD's			7,512				
Supplemental Changes			0				
<i>Total Budgetary Expenditures</i>	5,707	11,655	21,188	12,099	12,268	12,320	12,382
<i>Ending Balance Sheet Adjustment</i>	0						
<i>Ending Budgetary Fund Balance</i>	11,761	1,850	1,880	1,611	1,723	2,227	3,132
<u>Financial Reserves - Revenue</u>							
Current Year Grant/Svc Contract/Capital CFD Revenues							
<u>Financial Reserves - Expense</u>							
Current Year Encumbrance CFD's	2,021						
Current Year Grant/Svc Contract/Capital Expenditure CFD's	7,512						
<u>Planning Reserves</u>							
Revenue Stabilization Reserve	0	1,200	1,200	1,200	1,200	1,200	1,200
Planning Reserve	35	101	0	0	0	0	0
<i>Total Reserves</i>	9,568	1,301	1,200	1,200	1,200	1,200	1,200
<i>Ending Unreserved Budgetary Fund Balance</i>	2,192	549	680	411	523	1,027	1,932

Election Voucher Fund (12300)

Amounts in \$1,000s	2023 Actuals	2024 Adopted	2024 Revised	2025 Proposed	2026 Proposed ¹	2027 Projected	2028 Projected
Beginning Budgetary Fund Balance							
Beginning Balance Sheet Fund Balance	7,690	4,261	7,218	7,379	117		
Budgetary Fund Balance Adjustment	306	0	164				
<i>Beginning Budgetary Fund Balance</i>	7,996	4,261	7,382	7,379	117	0	0
Sources of Funds							
12300 Election Voucher Fund	3,208	3,000	3,000	3,000	0	0	0
<i>Total Budgetary Revenues</i>	3,208	3,000	3,000	3,000	0	0	0
Expenditures							
Staffing, Administration & Outreach	924	1,143	1,143	1,270	117		
Voucher Printing, Mailing, and Processing	494	385	385	592			
Candidate Voucher Expenditures	2,403	1,475	1,475	8,400			
Budget Adjustments							
Current Year Encumbrance CFD's							
Current Year Grant/Svc Contract/Capital CFD's							
Supplemental Changes							
<i>Total Budgetary Expenditures</i>	3,821	3,003	3,003	10,262	117	0	0
<i>Ending Balance Sheet Adjustment</i>	0						
<i>Ending Budgetary Fund Balance</i>	7,382	4,258	7,379	117	0	0	0
Planning Reserve							
		60					
<i>Total Reserves</i>	0	60	0	0	0	0	0
<i>Ending Unreserved Budgetary Fund Balance</i>	7,382	4,198	7,379	117	0	0	0

Notes:

¹ The Democracy Voucher Program is funded by a voter-approved, ten-year levy that expires December 31, 2025. In this scenario, the program is not renewed. However if another ballot measure is put forth and approved by voters, the program could continue in 2026 and beyond.

Arts and Culture Fund (12400)

Amounts in \$1,000s	2023 Actuals	2024 Adopted	2024 Revised	2025 Proposed	2026 Proposed	2027 Projected	2028 Projected
Beginning Budgetary Fund Balance							
Beginning Balance Sheet Fund Balance	12,318		18,480				
Budgetary Fund Balance Adjustment	324		481				
<i>Beginning Budgetary Fund Balance</i>	12,642	10,258	18,960	15,009	10,884	9,912	11,305
Sources of Funds							
Admissions Tax	15,816	13,998	15,892	14,774	16,037	16,421	16,835
Arena Revenue over Threshold	9,739	10,399	10,374	12,222	11,744	12,060	12,675
Arts in Parks	238	286	378	307	307	316	326
NHL Annual Investment	186	191	186	191	197	203	209
Langston Hughes Operations	52	31	72	72	72	72	72
Grant Revenue	421	0	0	0	0	0	0
Interest	418	51	600	530	400	300	250
Budget Adjustments							
Associated Revenues from Current Year CFD's							
Revenues from Current Year legislated ordinances			0				
<i>Total Budgetary Revenues</i>	26,698	24,956	27,502	28,097	28,757	29,372	30,367
Expenditures							
BO-AR-2VMA0 - Public Art	0	150	150	610	620	466	469
BO-AR-VA150 - Leadership and Administration	3,130	3,648	3,661	4,061	4,198	4,219	4,240
BO-AR-VA160 - Arts and Cultural Programs	6,975	11,625	12,005	12,335	10,092	8,142	8,183
BO-AR-VA170 - Cultural Space	536	987	1,937	858	868	872	876
BO-FG-2QD00 - Arena Payment for Revenue over Threshold	9,739	10,379	10,379	12,222	11,744	12,060	12,675
BO-SC-60000 - Campus (Seattle Center)				1,250	1,308	1,315	1,322
BO-PR-30000 - Departmentwide Programs (SPR)				224	224	225	226
BO-PR-50000 - Recreation Facility Programs (SPR)				660	676	680	683
Budget Adjustments							
Current Year Encumbrance CFD's			2,489				
Current Year Grant/Svc Contract/Capital CFD's							
Supplemental Changes			832				
<i>Total Budgetary Expenditures</i>	20,379	26,789	31,453	32,222	29,729	27,979	28,673
<i>Ending Balance Sheet Adjustment</i>	0						
<i>Ending Budgetary Fund Balance</i>	18,960	8,425	15,009	10,884	9,912	11,305	12,999
Financial Reserves - Revenue							
Current Year Grant/Svc Contract/Capital CFD Revenues	0						
Financial Reserves - Expense							
Current Year Encumbrance CFD's	2,489						
Current Year Grant/Svc Contract/Capital Expenditure CFD's	0						
Planning Reserves							
Operating Reserve	2,128	2,390	4,215	4,000	3,597	3,184	3,200
Planning Reserve	0	500				150	449
Arena Reserve	0	5,199	5,199	6,111	5,872	6,030	6,338
<i>Total Reserves</i>	4,617	8,089	9,414	10,111	9,469	9,364	9,986
<i>Ending Unreserved Budgetary Fund Balance</i>	14,343	336	5,596	774	443	1,941	3,013

Transportation Fund (13000)

Amounts in \$1,000s	2023 Actuals	2024 Adopted	2024 Revised	2025 Proposed	2026 Proposed	2027 Projected	2028 Projected
<u>Beginning Budgetary Fund Balance</u>							
Beginning Balance Sheet Fund Balance	24,399		21,585				
Budgetary Fund Balance Adjustment	1,813		6,395				
<i>Beginning Budgetary Fund Balance</i>	26,212	24,945	27,979	38,265	13,418	2,145	(4,798)
<u>Sources of Funds</u>							
Charges for Services	150,200	164,048	162,837	114,189	116,274	120,049	123,873
Licensing & Permits	11,910	8,658	12,104	13,608	14,038	14,477	14,917
Taxes	51,942	48,857	52,729	54,379	55,002	56,907	57,285
Fines & Forfeits	3,011	1,080	2,425	2,890	3,235	3,343	3,460
Concessions & Space Rent	197	0	245	245	254	263	272
Grants, Shared Revenues, & Contributions	49,748	101,108	65,580	64,125	74,737	62,246	16,663
Miscellaneous Revenues & Interest	416	1,375	980	793	1,508	551	594
Cash Transfers In				6,679	6,679	6,679	6,679
<u>Budget Adjustments</u>							
Associated Revenues from Current Year CFD's			0				
Revenues from Current Year legislated ordinances			0				
<i>Total Budgetary Revenues</i>	267,424	325,126	296,900	256,908	271,729	264,516	223,744
<u>Expenditures</u>							
<u>Operations & Maintenance</u>							
Reserves	304	313	525	597	607	625	644
Waterfront & Civic Projects	27,319	34,805	24,941	36,081	37,342	38,589	39,939
Bridges & Structures	5,337	5,334	4,281	5,980	6,180	6,225	6,443
Mobility Operations	19,194	23,088	17,538	25,872	26,754	27,141	28,091
ROW Management	40,095	49,691	40,743	53,917	55,738	56,150	58,115
Maintenance Operations	29,160	34,959	28,506	35,235	36,232	37,176	38,477
Leadership & Administration	8,285	(523)	2,898	0	0	0	0
General Expense		19	0	0	357	369	382
<u>Capital</u>							
Central Waterfront	22,247	500	8,261	500	600	750	750
Major Maintenance/Replacement	4,562	23,141	8,788	20,013	28,036	14,291	16,465
Major Projects	2,182	1,971	4,481	1,641	125	125	125
Mobility Capital	82,652	125,497	116,622	68,865	69,788	68,762	21,452
Debt Service	24,311	25,903	24,925	33,054	21,242	21,254	19,743
<u>Budget Adjustments</u>							
Current Year Encumbrance CFD's			0				1,000
Current Year Grant/Svc Contract/Capital CFD's			0				
Supplemental Changes			4,104				
<i>Total Budgetary Expenditures</i>	265,649	324,698	286,614	281,756	283,001	271,459	231,628
<i>Ending Balance Sheet Adjustment</i>	0						
<i>Ending Budgetary Fund Balance</i>	27,987	25,373	38,265	13,418	2,145	(4,798)	(12,681)
<u>Financial Reserves - Revenue</u>							
Current Year Grant/Svc Contract/Capital CFD Revenues	38,457	130,349		197,261	197,261	197,261	197,261
<u>Financial Reserves - Expense</u>							
Current Year Encumbrance CFD's	0	0					
Current Year Grant/Svc Contract/Capital Expenditure CFD's	159,734	130,349		197,261	197,261	197,261	197,261
<u>Reserves</u>							
Planning Reserves		1,662					
CPT: Revenue Stabilization Reserve		5,024	5,240	4,000	0	5,654	5,691
Street Use Operating Reserve (10% of Operating Revenue for Base Operating Expenses)			4,905	5,412	2,000	5,732	5,888
Contingent Budget Authority Reserve	0	0	1,000	0	0	0	0
<i>Total Reserves</i>	121,277	6,686	11,145	9,412	2,000	11,386	11,579
<i>Ending Unreserved Budgetary Fund Balance</i>	(93,290)	18,686	27,121	4,005	145	(16,184)	(24,260)

*ORD 126227 authorized an interfund loan of \$25 million from the Information Technology Fund (50410) to the Transportation Fund (13000). The Department plans a partial payment of \$8M before the end of 2024 and extension of repayments into 2025.

Payroll Expense Tax (14500)

Amounts in \$1,000s	2023 Actuals	2024 Adopted	2024 Revised	2025 Proposed	2026 Proposed	2027 Projected	2028 Projected
<u>Beginning Budgetary Fund Balance</u>							
Beginning Balance Sheet Fund Balance	122,746	7,394	275,086				
Budgetary Fund Balance Adjustment	2,016	0	3,707				
<i>Beginning Budgetary Fund Balance</i>	124,762	7,394	278,792	138,122	47,897	37,446	57,164
<u>Sources of Funds</u>							
Payroll Expense Tax	315,178	325,663	404,394	430,025	451,549	469,108	499,340
Interest Earnings	4,920						
<u>Budget Adjustments</u>							
Associated Revenues from Current Year CFD's			0				
Revenues from Current Year legislated ordinances			0				
<i>Total Budgetary Revenues</i>	320,098	325,663	404,394	430,025	451,549	469,108	499,340
<u>Expenditures</u>							
City Budget Office	0	176	176				0
Department of Education and Early Learning	5,378	21,000	21,000	13,900	14,400	644	650
Department of Finance and Administrative Services	501	2,187	2,187	2,803	3,392	3,426	3,460
Department of Neighborhoods	239	300	300	0	0	0	0
Finance General	71,087	92,728	92,728	300,368	238,931	239,090	239,251
Human Services Department	1,921	1,981	1,981	8,118	3,930	3,970	4,009
Office of Arts and Culture	2,923	675	675	0	0	0	0
Office of Economic Development	8,665	25,781	25,781	19,935	19,634	19,830	20,028
Office of Housing	59,826	142,114	142,114	132,844	139,061	140,452	141,856
Office of Immigrant and Refugee Affairs	175	163	163	142	152	153	155
Office of Labor Standards	0	600	600	0	0	0	0
Office of Planning and Community Development	9,121	21,485	21,485	23,316	23,681	23,917	24,157
Office of Sustainability and Environment	3,363	17,174	17,174	12,043	12,179	12,301	12,424
Seattle Center	100	150	150	786	449	454	458
Seattle Department of Construction and Inspections	456	455	455	1,758	1,758	1,776	1,793
Seattle Department of Transportation	223	1,000	1,000	250	0	0	0
Seattle Information Technology Department	200	566	566	1,114	1,124	1,135	1,147
Seattle Parks and Recreation	344	1,080	1,080	2,873	3,309	2,242	2,264
Seattle Public Library	1,546	0	0	0	0	0	0
<u>Budget Adjustments</u>							
Current Year Encumbrance CFD's			98,583				
Current Year Grant/Svc Contract/Capital CFD's			112,500				
Mid-Year Supplemental Legislation			(0)				
Year-End Supplemental Legislation			2,945				
Stand Alone Legislation			1,421				
<i>Total Budgetary Expenditures</i>	166,067	329,616	545,064	520,250	462,000	449,390	451,654
<i>Ending Balance Sheet Adjustment</i>	0						
<i>Ending Budgetary Fund Balance</i>	278,792	3,441	138,122	47,897	37,446	57,164	104,850
<u>Financial Reserves - Revenue</u>							
Current Year Grant/Svc Contract/Capital CFD Revenues	0						
<u>Financial Reserves - Expense</u>							
Current Year Encumbrance CFD's	98,583						
Current Year Grant/Svc Contract/Capital Expenditure CFD's	112,500						
<u>Planning Reserves</u>							
Underspend Assumption	0	(3,000)	0	0	0	0	0
Revenue Stabilization Reserve	7,644	3,311	40,000	43,002	33,155	46,911	49,934
Planning Reserve	500	1,880	1,546	2,425	4,112	9,118	7,568
Administration Reserve	2,000	1,000	0	0	0	1,000	2,000
<i>Total Reserves</i>	221,227	3,191	41,546	45,427	37,267	57,029	59,502
<i>Ending Unreserved Budgetary Fund Balance</i>	57,566	250	96,576	2,469	179	135	45,348

Opioid Settlement Proceed Fund (14510)

Amounts in \$1,000s	2023 Actuals	2024 Adopted	2024 Revised	2025 Proposed	2026 Proposed	2027 Projected	2028 Projected
Beginning Budgetary Fund Balance							
Beginning Balance Sheet Fund Balance	1,058		1,594				
Budgetary Fund Balance Adjustment	0		36				
<i>Beginning Budgetary Fund Balance</i>	1,058	582	1,630	729	610	491	399
Sources of Funds							
360420 - Other Judgments & Settlements	542	1,636	1,636	1,777	1,792	1,828	1,865
360020 - Inv Earn-Residual Cash	30	0	0	0	0	0	0
Budget Adjustments							
Associated Revenues from Current Year CFD's			0				
Revenues from Current Year legislated ordinances			2,028				
<i>Total Budgetary Revenues</i>	572	1,636	3,664	1,777	1,792	1,828	1,865
Expenditures							
BO-HS-H7000 - Promoting Public Health	0	2,216	2,216	1,895	1,911	1,920	1,930
Budget Adjustments							
Current Year Encumbrance CFD's			289				
Current Year Grant/Svc Contract/Capital CFD's			0				
Supplemental Changes			2,061				
<i>Total Budgetary Expenditures</i>	0	2,216	4,565	1,895	1,911	1,920	1,930
<i>Ending Balance Sheet Adjustment</i>	0						
<i>Ending Budgetary Fund Balance</i>	1,630	2	729	610	491	399	334
Financial Reserves - Revenue							
Current Year Grant/Svc Contract/Capital CFD Revenues	0						
Financial Reserves - Expense							
Current Year Encumbrance CFD's	0						
Current Year Grant/Svc Contract/Capital Expenditure CFD's	0						
Planning Reserves							
Operating Reserve			729	610	491	345	224
2027 Contract Inflation (2.8% CPI-W)	0	0	0	0	0	54	54
2028 Contract Inflation (2.8% CPI-W)	0	0	0	0	0	0	56
<i>Total Reserves</i>	0	0	729	610	491	399	334
<i>Ending Unreserved Budgetary Fund Balance</i>	1,630	2	0	0	0	0	0

Human Services Fund (16200)

Amounts in \$1,000s	2023 Actuals	2024 Adopted	2024 Revised	2025 Proposed	2026 Proposed	2027 Projected	2028 Projected
<u>Beginning Budgetary Fund Balance</u>							
Beginning Balance Sheet Fund Balance	12,748	2,338	15,264				
Budgetary Fund Balance Adjustment	340		613				
<i>Beginning Budgetary Fund Balance</i>	13,089	2,338	15,877	6,296	6,160	5,854	5,548
<u>Sources of Funds</u>							
Federal Grants	59,747	58,915	58,915	66,728	67,394	67,394	67,394
State Grants	34,016	21,364	21,364	22,438	22,441	22,441	22,441
Interlocal Grants	1,492	1,207	1,207	1,160	1,160	1,160	1,160
Misc Fines & Penalties	13	0	0	0	0	0	0
Inv Earn-Residual Cash	130	0	0	0	0	0	0
Interfund Revenue	2,348	2,548	2,548	3,092	3,095	3,095	3,095
Administrative Fees & Charges	0	2,452	2,452	3,346	3,347	3,347	3,347
General Government-Other Rev	1,149	0	0	47	47	47	47
<u>Budget Adjustments</u>							
Associated Revenues from Current Year CFD's			68,770				
Revenues from Current Year legislated ordinances			29,663				
<i>Total Budgetary Revenues</i>	98,895	86,486	184,919	96,811	97,485	97,485	97,485
<u>Expenditures</u>							
BO-HS-H1000 - Supporting Affordability & Liv	15,435	13,515	13,515	14,051	14,065	14,065	14,065
BO-HS-H2000 - Preparing Youth for Success	26	100	100				
BO-HS-H3000 - Addressing Homelessness	17,560	9,503	9,503	10,460	10,460	10,460	10,460
BO-HS-H4000 - Supporting Safe Comm	184	86	86	30	30	30	30
BO-HS-H5000 - Leadership and Administration	4,217	4,455	4,455	5,263	5,340	5,340	5,340
BO-HS-H6000 - Promoting Healthy Aging	58,685	58,877	58,877	67,143	67,896	67,896	67,896
BO-HS-H7000 - Promoting Public Health	0	0	0	0	0	0	0
<u>Budget Adjustments</u>							
Current Year Encumbrance CFD's			3,000				
Current Year Grant/Svc Contract/Capital CFD's			73,770				
Supplemental Changes			31,195				
<i>Total Budgetary Expenditures</i>	96,106	86,536	194,501	96,946	97,791	97,791	97,791
<i>Ending Balance Sheet Adjustment</i>	0						
<i>Ending Budgetary Fund Balance</i>	15,877	2,288	6,296	6,160	5,854	5,548	5,242
<u>Financial Reserves - Revenue</u>							
Current Year Grant/Svc Contract/Capital CFD Revenues	68,770						
<u>Financial Reserves - Expense</u>							
Current Year Encumbrance CFD's	3,000						
Current Year Grant/Svc Contract/Capital Expenditure CFD's	68,770						
<u>Planning Reserves</u>							
Mandatory Reserve for Child Care Bonus Funds	0	1,600	2,441	2,441	2,441	2,441	2,441
Other Planning Reserve	0	496	496	496	496	496	496
Healthy Aging Grant Reserve	0	0	3,359	3,224	2,917	2,611	2,305
<i>Total Reserves</i>	3,000	2,095	6,296	6,160	5,854	5,548	5,242
<i>Ending Unreserved Budgetary Fund Balance</i>	12,877	193	0	0	0	0	0

Low Income Housing Fund (16400)

Amounts in \$1,000s	2023 Actuals	2024 Adopted	2024 Revised	2025 Proposed	2026 Proposed	2027 Projected	2028 Projected
Beginning Budgetary Fund Balance							
Beginning Balance Sheet Fund Balance	169,666	62,964	175,832				
Budgetary Fund Balance Adjustment	6,807	0	3,907				
<i>Beginning Budgetary Fund Balance</i>	<i>176,473</i>	<i>62,964</i>	<i>179,739</i>	<i>103,132</i>	<i>91,112</i>	<i>78,239</i>	<i>59,641</i>
Sources of Funds							
Property Tax Levy	36,852	130,037	130,037	130,037	130,037	130,037	130,037
Local Option Sales Tax Revenue	4,280	3,500	3,500	3,500	3,500	3,500	3,500
MHA and Mitigation Payments	55,251	45,900	45,900	19,650	19,650	19,650	19,650
Transfer in of MHA Administrative Balances		5,000	5,000	7,000	5,000		
Interest Earnings on Cash Balances	5,435	2,000	2,000	2,000	2,000	2,000	2,000
Program Income (includes CDBG PI and HOME PI)	49,306	4,000	4,000	4,000	4,000	4,000	4,000
State/Federal/Local Weatherization Grants	5,839	4,049	4,049	12,659	8,890	9,068	9,250
Seattle City Light Weatherization Funding	2,229	2,604	2,604	2,683	2,763	2,818	2,875
HOME Federal Grant	360	2,969	2,969	2,969	2,969	2,969	2,969
Emergency Rental Assistance Program (ERAP and ESG)	5,348						
Budget Adjustments							
Associated Revenues from Current Year CFD's			53,105				
Revenues from Current Year legislated ordinances			9,417				
<i>Total Budgetary Revenues</i>	<i>164,902</i>	<i>200,059</i>	<i>262,582</i>	<i>184,498</i>	<i>178,809</i>	<i>174,042</i>	<i>174,280</i>
Expenditures							
BO-HU-2000 - Homeownership & Sustainability	13,045	16,309	16,309	19,998	16,309	16,391	16,473
BO-HU-3000 - Multifamily Housing	148,591	169,103	169,103	176,519	175,373	176,250	177,131
Budget Adjustments							
Current Year Encumbrance CFD's			90,968				
Current Year Grant/Svc Contract/Capital CFD's			53,105				
Supplemental Changes			9,704				
<i>Total Budgetary Expenditures</i>	<i>161,635</i>	<i>185,412</i>	<i>339,189</i>	<i>196,517</i>	<i>191,682</i>	<i>192,641</i>	<i>193,604</i>
<i>Ending Balance Sheet Adjustment</i>	<i>0</i>						
<i>Ending Budgetary Fund Balance</i>	<i>179,739</i>	<i>77,611</i>	<i>103,132</i>	<i>91,112</i>	<i>78,239</i>	<i>59,641</i>	<i>40,317</i>
Financial Reserves - Revenue							
Current Year Grant/Svc Contract/Capital CFD Revenues	53,105						
Financial Reserves - Expense							
Current Year Encumbrance CFD's	90,968						
Current Year Grant/Svc Contract/Capital Expenditure CFD's	53,105						
Planning Reserves							
2023 Levy revenues for new O&M Trust Fund		12,614	12,614	25,229	37,843	30,000	25,000
CDBG Restricted Revolving Loan Funds ¹		2,150	2,150	2,685	169	169	169
Multifamily and Homeownership Capital Funds ²		62,847	88,367	63,198	40,227	29,472	15,148
<i>Total Reserves</i>	<i>90,968</i>	<i>77,611</i>	<i>103,132</i>	<i>91,112</i>	<i>78,239</i>	<i>59,641</i>	<i>40,317</i>
<i>Ending Unreserved Budgetary Fund Balance</i>	<i>88,772</i>	<i>0</i>	<i>0</i>	<i>0</i>	<i>0</i>	<i>0</i>	<i>0</i>

Notes:

1. The CDBG Restricted Revolving Loan Funds represent three distinct funds: Multifamily Revolving Loan Fund, the Homebuyer Revolving Loan Fund, and the Home Repair Revolving Loan Fund. The proposed budget eliminates the Multifamily and Homebuyer Revolving Loan Funds. The reserve amount in 2025 reflects the current total balance for all three funds. The reserve amount in 2026 reflects the current balance for the Home Repair Revolving Loan Fund only.
2. The Multifamily and Homeownership Capital Fund planning reserve is a balancing entry to reflect that any remaining unreserved fund balance in the Low-Income Housing Fund will be reallocated to multifamily or homeownership capital awards.

Office of Housing Operating Fund (16600)

Amounts in \$1,000s	2023 Actuals	2024 Adopted	2024 Revised	2025 Proposed	2026 Proposed	2027 Projected	2028 Projected
Beginning Budgetary Fund Balance							
Beginning Balance Sheet Fund Balance	16,745	15,720	18,865				
Budgetary Fund Balance Adjustment	847	0	934				
<i>Beginning Budgetary Fund Balance</i>	17,591	15,720	19,800	19,924	21,582	23,943	26,345
Sources of Funds							
Property Tax Levy Admin	3,535	8,571	8,571	8,571	8,571	8,571	8,571
MHA/IZ Program Admin	5,764	5,100	5,100	2,600	2,600	2,600	2,600
HOME Admin	333	330	330	330	330	330	330
CDBG Admin	(1)	161	161	161	161	161	161
State/Federal Weatherization Grants Admin	1,106	1,314	1,314	1,994	1,796	1,832	1,869
Seattle City Light Weatherization Admin	1,122	886	886	815	815	831	848
Multifamily Tax Exemption Fees	271	250	250	250	250	300	300
Interest Earnings and Miscellaneous	722	250	250				
Emergency Rental Assistance Program	109						
SDCI Fees	37						
Budget Adjustments							
Associated Revenues from Current Year CFD's			1,541				
Revenues from Current Year legislated ordinances			820				
<i>Total Budgetary Revenues</i>	12,997	16,863	19,224	14,722	14,524	14,626	14,680
Expenditures							
BO-HU-1000 - Leadership and Administration	5,801,036	6,902	6,902	7,434	6,528	6,560	6,593
BO-HU-2000 - Homeownership & Sustainability	2,605,651	2,523	2,523	2,984	2,897	2,911	2,926
BO-HU-3000 - Multifamily Housing	2,381,748	2,333	2,333	2,646	2,739	2,752	2,766
Budget Adjustments							
Current Year Encumbrance CFD's			970				
Current Year Grant/Svc Contract/Capital CFD's			1,541				
Supplemental Changes			4,831				
<i>Total Budgetary Expenditures</i>	10,788	11,758	19,100	13,064	12,163	12,224	12,285
<i>Ending Balance Sheet Adjustment</i>	0						
<i>Ending Budgetary Fund Balance</i>	19,800	20,825	19,924	21,582	23,943	26,345	28,740
Financial Reserves - Revenue							
Current Year Grant/Svc Contract/Capital CFD Revenues	1,541						
Financial Reserves - Expense							
Current Year Encumbrance CFD's	970						
Current Year Grant/Svc Contract/Capital Expenditure CFD's	1,541						
Planning Reserves							
2023 Levy Admin Reserve ¹		1,702	1,702	3,186	4,444	5,467	5,631
2023 Levy for Holding/Pre-Development Costs		1,429	2,446	1,480	1,429	1,429	1,429
MHA Administrative Balance Transfer to Capital		10,000	10,000	7,000	5,000	0	0
MHA Administrative Fund Balance		2,000	2,000	3,000	3,000	3,000	3,000
MFTE Fund Balance		606	606	500	500	450	400
Reserve for Data Management and Database Systems		1,200	1,200	1,000	500	500	500
Reserve for Annual Wage Increases		947				203	610
<i>Total Reserves</i>	970	17,883	17,954	16,166	14,873	11,049	11,569
<i>Ending Unreserved Budgetary Fund Balance</i>	18,829	2,942	1,970	5,416	9,070	15,297	17,170

Notes:

1. The 2023 Levy Admin Reserve in the planning reserves will cover anticipated labor cost increases in the outyears of the Levy. The amount of revenue generated by the Levy is constant in each year. Actual labor costs are less than collected revenues in the beginning years of the Levy and are more than collected revenues in the final years of the Levy.

Families and Education Levy (17857)

Amounts in \$1,000s	2023 Actuals	2024 Adopted	2024 Revised	2025 Proposed	2026 Proposed	2027 Projected	2028 Projected
Beginning Budgetary Fund Balance							
Beginning Balance Sheet Fund Balance	14,947	13,236	13,801				
Budgetary Fund Balance Adjustment	597	0	314				
<i>Beginning Budgetary Fund Balance</i>	15,545	13,236	14,115	13,649	14,139		
Sources of Funds							
Property Tax	0	0	0	0	0		
Investment Earnings	466	200	475	490	50		
Budget Adjustments							
Associated Revenues from Current Year CFD's			0				
Revenues from Current Year legislated ordinances			0				
<i>Total Budgetary Revenues</i>	466	200	475	490	50		
Expenditures							
Early Learning	588	0	0	0	0		
K-12 ¹	1,307	0	640				
Administration ²	0	0	0				
Budget Adjustments							
Current Year Encumbrance CFD's			302				
Current Year Grant/Svc Contract/Capital CFD's			0				
Supplemental Changes			0				
<i>Total Budgetary Expenditures</i>	1,895	0	942	0	0		
<i>Ending Balance Sheet Adjustment</i>	0						
<i>Ending Budgetary Fund Balance</i>	14,115	13,436	13,649	14,139	14,189		
Financial Reserves - Revenue							
Current Year Grant/Svc Contract/Capital CFD Revenues	0						
Financial Reserves - Expense							
Current Year Encumbrance CFD's	302						
Current Year Grant/Svc Contract/Capital Expenditure CFD's	0						
Planning Reserves							
FEPP 2025 Planning Expenses	0	0	125	125			
Opportunity Promise	255	255	97	0	0		
K-12 BIPOC Commitment (Project MISTER) ³	393	393	170	1,167	100		
FEPP Levy Commitment ⁴	12,000	12,000	12,000	12,000	12,750		
Contingency	0	0	307	0	47		
<i>Total Reserves</i>	12,950	12,648	12,699	13,292	12,897		
<i>Ending Unreserved Budgetary Fund Balance</i>	1,166	788	950	847	1,292		

Notes:

1. 2024 K-12 Revised Expenditures includes Project MISTER, Opportunity Promise, Summer Learning and Restorative Justice
2. 2024 Administration Revised Expenditures include FEPP 2025 Levy planning expenses
3. K-12 BIPOC Commitments Reserve includes remaining funding from \$4M BIPOC commitment and Black Girls CSR.
4. FEPP Levy Commitment reflects the adopted levy plan contribution of \$12.7M fund balance from the FEL levy undesignated fund balance.

Seattle Preschool Program (17861)

Amounts in \$1,000s	2023 Actuals	2024 Adopted	2024 Revised	2025 Proposed	2026 Proposed	2027 Projected	2028 Projected
<u>Beginning Budgetary Fund Balance</u>							
Beginning Balance Sheet Fund Balance	3,620		2,027				
Budgetary Fund Balance Adjustment	143		48				
<i>Beginning Budgetary Fund Balance</i>	3,764	1,480	2,075	815	832	832	832
<u>Sources of Funds</u>							
Delinquent Property Tax	99	0	0	0	0	0	0
Investment Earnings	1	100	100	0	0	0	0
	0	0	0	17	0	0	0
	0	0	0	0	0	0	0
	0	0	0	0	0	0	0
	0	0	0	0	0	0	0
<u>Budget Adjustments</u>							
Associated Revenues from Current Year CFD's			0				
Revenues from Current Year legislated ordinances			0				
<i>Total Budgetary Revenues</i>	100	100	100	17	0	0	0
<u>Expenditures</u>							
SPP Summer Extension	1,660	0	1,359	0	0	0	0
Parks and Recreation Preschool Facilities	129	0	0	0	0	0	0
<u>Budget Adjustments</u>							
Current Year Encumbrance CFD's			0				
Current Year Grant/Svc Contract/Capital CFD's			0				
Supplemental Changes			0				
<i>Total Budgetary Expenditures</i>	1,789	0	1,359	0	0	0	0
<i>Ending Balance Sheet Adjustment</i>	0						
<i>Ending Budgetary Fund Balance</i>	2,075	1,580	815	832	832	832	832
<u>Financial Reserves - Revenue</u>							
Current Year Grant/Svc Contract/Capital CFD Revenues	0						
<u>Financial Reserves - Expense</u>							
Current Year Encumbrance CFD's	0						
Current Year Grant/Svc Contract/Capital Expenditure CFD's	0						
<u>Planning Reserves</u>							
Parks Department Preschool Facility Renovations	0	0	619	619			
SPP Summer Extension	0	0	196	213			
	0	0	0	0	0	0	0
<i>Total Reserves</i>	0	0	815	832	0	0	0
<i>Ending Unreserved Budgetary Fund Balance</i>	2,075	1,580			832	832	832

Families, Education, Preschool, and Promise Levy (17871)

Amounts in \$1,000s	2023 Actuals	2024 Adopted	2024 Revised	2025 Proposed	2026 Proposed	2027 Projected	2028 Projected
Beginning Budgetary Fund Balance							
Beginning Balance Sheet Fund Balance	114,070	73,729	114,676				
Budgetary Fund Balance Adjustment	4,495	0	3,393				
<i>Beginning Budgetary Fund Balance</i>	118,565	73,729	118,069	69,877	55,896		
Sources of Funds							
Property Tax	88,571	89,830	89,830	90,728	1,362		
Investment Earnings	3,753	2,200	3,761	3,089	579		
Parent Tuition - Seattle Preschool Program	4,353	2,795	4,750	5,000	2,500		
Families and Education Levy (2011) Fund Balance	0	0	0	0	12,750		
Budget Adjustments							
Associated Revenues from Current Year CFD's			0				
Revenues from Current Year legislated ordinances			0				
<i>Total Budgetary Revenues</i>	96,677	94,825	98,341	98,817	17,190		
Expenditures							
Early Learning	45,793	52,356	49,762	58,585	30,871		
K-12 Programs	37,112	38,043	38,292	39,576	21,424		
Post-Secondary Programs	7,718	10,167	9,925	6,485	5,543		
Leadership and Administration	6,550	7,013	7,013	8,152	5,185		
Budget Adjustments							
Current Year Encumbrance CFD's			38,774				
Current Year Grant/Svc Contract/Capital CFD's			0				
Supplemental Changes			2,767				
<i>Total Budgetary Expenditures</i>	97,173	107,579	146,533	112,799	63,023		
<i>Ending Balance Sheet Adjustment</i>	0						
<i>Ending Budgetary Fund Balance</i>	118,069	60,975	69,877	55,896	10,064		
Financial Reserves - Revenue							
Current Year Grant/Svc Contract/Capital CFD Revenues	0						
Financial Reserves - Expense							
Current Year Encumbrance CFD's	38,774						
Current Year Grant/Svc Contract/Capital Expenditure CFD's	0						
Planning Reserves							
Reserves against fund balance for future spending ³	63,732	55,494	61,778	50,347	0		
Planning Reserves ³	2,081	2,081	0	0	0		
Reserves from 2022 budget for programming in 2024-25 & 2025-26 school years ⁴	3,400	3,400	3,400	1,200	0		
Reserves from 2023 budget for programming in 2024-25 & 2025-26 school years ⁵	0	0	4,700	350	0		
Seattle Promise Reserve ⁶	0	0	0	2,000	0		
Levy Renewal Contingency Reserve ⁷	0	0	0	2,000	10,064		
<i>Total Reserves</i>	107,987	60,975	69,878	55,897	10,064		
<i>Ending Unreserved Budgetary Fund Balance</i>	10,082	0	()	()	()		

Notes:

1. Outyear property tax growth estimated at 1% based on CBO forecast.
2. Sources of Funding: Families and Education Levy (2011) Fund Balance is based on the adopted levy plan.
3. These provide resources to continue programming as outlined in the FEPP Levy Implementation & Evaluation Plan. Any annual underspend is reallocated each year through planning with the FEPP Levy.
4. These resources were set aside from 2022 underspend for additional programmatic needs for the 2024-25 and 2025-26 school years.
5. These are resources from 2023 underspend for additional programmatic needs for the 2024-25 and 2025-26 school years.
6. Seattle Promise Reserve funds increasing enrollment and support services based on projected increases in demand.
7. Levy Renewal Contingency is available to reduce the future levy size and/or transition services no longer supported by the levy.

2012 Library Levy Fund (18100)

Amounts in \$1,000s	2023 Actuals	2024 Adopted	2024 Revised	2025 Proposed	2026 Proposed	2027 Projected	2028 Projected
<u>Beginning Budgetary Fund Balance</u>							
Beginning Balance Sheet Fund Balance	2,447		999				
Budgetary Fund Balance Adjustment	104		24				
<i>Beginning Budgetary Fund Balance</i>	2,550	609	1,024	692			
<u>Sources of Funds</u>							
Property Tax Revenue ¹	1	7	1	1	0	0	0
Interest Earnings	61	0	30	7	0	0	0
<u>Budget Adjustments</u>							
Associated Revenues from Current Year CFD's			0				
Revenues from Current Year legislated ordinances			0				
<i>Total Budgetary Revenues</i>	62	7	31	8	0	0	0
<u>Expenditures</u>							
Open Hours and Related Services	0	0	0	0	0	0	0
Collections	0	0	0	700	0	0	0
Technology and Online Services	159	0	0	0	0	0	0
Facilities - Regular Maintenance	0	0	0	0	0	0	0
Facilities - Major Maintenance	1,430	0	0	0	0	0	0
<u>Budget Adjustments</u>							
Current Year Encumbrance CFD's			108				
Current Year Grant/Svc Contract/Capital CFD's			255				
Supplemental Changes			0				
<i>Total Budgetary Expenditures</i>	1,589	0	363	700	0	0	0
<i>Ending Balance Sheet Adjustment</i>	0						
<i>Ending Budgetary Fund Balance</i>	1,024	616	692				
<u>Financial Reserves - Revenue</u>							
Current Year Grant/Svc Contract/Capital CFD Revenues	0						
<u>Financial Reserves - Expense</u>							
Current Year Encumbrance CFD's	108						
Current Year Grant/Svc Contract/Capital Expenditure CFD's	255						
<u>Planning Reserves</u>							
Planning Reserves	0		0	0	0	0	0
Future Year Capital Reserve ²	0	616	0	0	0	0	0
<i>Total Reserves</i>	363	616	0	0	0	0	0
<i>Ending Unreserved Budgetary Fund Balance</i>	661	0	692				

Notes:

1. Per CBO, 2012 levy estimated to collect 99.6% of total levied amount. Revenues collected in 2020 and beyond are delinquent payments of prior year taxes.
2. SPL has set aside remaining fund balance from the 2012 levy for its capital program to address construction inflation and unforeseen emergent projects

2019 Library Levy Fund (18200)

Amounts in \$1,000s	2023 Actuals	2024 Adopted	2024 Revised	2025 Proposed	2026 Proposed	2027 Projected	2028 Projected
Beginning Budgetary Fund Balance							
Beginning Balance Sheet Fund Balance	25,017		27,106				
Budgetary Fund Balance Adjustment	994		710				
<i>Beginning Budgetary Fund Balance</i>	26,010	9,125	27,816	10,339	5,877		370
Sources of Funds							
Property Tax Revenue ¹	31,004	31,604	31,604	31,920	31,750	320	100
Interest Earnings	842	150	848	500	100	50	50
Budget Adjustments							
Associated Revenues from Current Year CFD's			0				
Revenues from Current Year legislated ordinances			0				
<i>Total Budgetary Revenues</i>	31,846	31,754	32,452	32,420	31,850	370	150
Expenditures							
Open Hours and Related Services	12,108	12,906	11,839	16,012	17,379	0	0
Collections	5,868	6,162	6,162	6,344	6,598	0	0
Technology and Online Services - Operating	2,242	3,237	3,237	3,322	3,455	0	0
Technology and Online Services - Capital	812	615	615	0	474	0	0
Facilities - Regular Maintenance	1,789	1,953	1,953	1,993	2,073	0	0
Facilities - Major Maintenance	6,431	5,244	5,244	7,989	6,508	0	0
Children	338	315	315	328	341	0	0
Administration	453	556	556	895	899	0	0
Budget Adjustments							
Current Year Encumbrance CFD's			151				
Current Year Grant/Svc Contract/Capital CFD's			17,662				
Supplemental Changes			2,194				
<i>Total Budgetary Expenditures</i>	30,040	30,989	49,928	36,883	37,727	0	0
<i>Ending Balance Sheet Adjustment</i>	0	0	0	0	0	0	0
<i>Ending Budgetary Fund Balance</i>	27,816	9,890	10,339	5,877		370	520
Financial Reserves - Revenue							
Current Year Grant/Svc Contract/Capital CFD Revenues	0	0	0	0	0	0	0
Financial Reserves - Expense							
Current Year Encumbrance CFD's	151						
Current Year Grant/Svc Contract/Capital Expenditure CFD's	17,662						
Planning Reserves							
Planned Future Levy Spending	10,003	9,890	9,890	0	0	0	0
<i>Total Reserves</i>	27,816	9,890	9,890	0	0	0	0
<i>Ending Unreserved Budgetary Fund Balance</i>	()	0	449	5,877		370	520

Notes:

1. Per CBO, levy only estimated to collect 99.6% of property tax revenues once all payments have been received.
2. SPL has set aside out-year collections from the 2019 levy for its capital program to address construction inflation and unforeseen emergent projects

SSTPI FUND (18500)

Amounts in \$1,000s	2023 Actuals	2024 Adopted	2024 Revised ²	2025 Proposed	2026 Proposed	2027 Projected	2028 Projected
Beginning Budgetary Fund Balance							
Beginning Balance Sheet Fund Balance	9,739	9,948	14,326				
Budgetary Fund Balance Adjustment	407		341				
<i>Beginning Budgetary Fund Balance</i>	10,146	9,948	14,667	8,234	7,748	14,111	17,571
Sources of Funds							
350030 - Parking Infraction Penalties	12,652	10,211	9,307	13,697	21,352	21,779	22,214
360020 - Inv Earn-Residual Cash	389	0	513	155	38,000	39	40
397010 - Operating Transfers In	1,500	0	790	0	-	0	0
Budget Adjustments							
Associated Revenues from Current Year CFD's			0				
Revenues from Current Year legislated ordinances			0				
<i>Total Budgetary Revenues</i>	14,541	10,211	10,610	13,852	21,390	21,817	22,254
Expenditures							
BO-MC-3000: Administration	0	0	0	55	30	32	33
BO-MC-2000: Court Operations	0	0	0	281	367	385	404
BC-TR-19001: Major Maintenance/Replacement	12	0	328		0	0	0
BC-TR-17003: Mobility Operations	694	703	758	630	652	808	849
BC-TR-19003: Mobility Capital	7,342	12,885	13,571	9,714	9,422	12,472	12,572
BO-SP-P9000: School Zone Camera Program	1,972	2,152	2,386	3,658	4,556	4,660	4,894
Budget Adjustments							
Current Year Encumbrance CFD's			0				
Current Year Grant/Svc Contract/Capital CFD's			0				
Supplemental Changes			0				
<i>Total Budgetary Expenditures</i>	10,021	15,740	17,043	14,337	15,027	18,357	18,751
<i>Ending Balance Sheet Adjustment</i>	0						
<i>Ending Budgetary Fund Balance</i>	14,667	4,418	8,234	7,748	14,111	17,571	21,074
Financial Reserves - Revenue							
Current Year Grant/Svc Contract/Capital CFD Revenues	0						
Financial Reserves - Expense							
Current Year Encumbrance CFD's	0						
Current Year Grant/Svc Contract/Capital Expenditure CFD's	4,854						
Planning Reserves							
Potential new installation/additional cameras	714	906	906	1,150	1,459	1,852	2,350
SMC Administration		0	1,067				
Capital Reserve				3,000	7,000	7,000	10,000
Planning Reserves			100	89	163	446	937
Revenue Stabilization Reserve (25% of Operating Revenue)	3,635	2,553	2,653	3,463	5,347	5,454	5,563
<i>Total Reserves</i>	9,204	3,459	4,726	7,702	13,970	14,752	18,851
<i>Ending Unreserved Budgetary Fund Balance</i>	5,463	960	3,508	46	141	2,819	2,223

¹ Legislated changes in 2024 (including carryforward) are reflected in the corresponding Capital BSL line.

² CIP carryover budget included in project lines for 18500. From FY24 onward, carryover budget is carried into year forecast to be expended. Revenue is used as offset to time carryover expenditure to a future year.

³ Legislated changes included in project lines for Fund 18500

⁴ Revenues updated through August 2024 Forecast Period

Seattle Metropolitan Park District (19710)

Amounts in \$1,000s	2023 Actuals	2024 Adopted	2024 Revised	2025 Proposed	2026 Proposed	2027 Projected	2028 Projected
Beginning Budgetary Fund Balance							
Beginning Balance Sheet Fund Balance	46,849	5,912	75,731				
Budgetary Fund Balance Adjustment	1,868		1,824				
<i>Beginning Budgetary Fund Balance</i>	48,717	5,912	77,554	4,694	2,435	2,508	2,583
Sources of Funds							
Park District Property Tax	117,305	122,491	122,491	127,359	131,205	137,734	143,330
Interest Earnings	1,827		2,400	141	73	75	77
Budget Adjustments							
Associated Revenues from Current Year CFD's							
Revenues from Current Year legislated ordinances							
<i>Total Budgetary Revenues</i>	119,132	122,491	124,891	127,499	131,278	137,809	143,408
Expenditures							
Building For The Future - CIP	9,787	15,625	15,625	6,571	5,794	6,025	6,266
Debt and Special Financing	0		0	0	6,735	14,980	14,980
Fix It First - CIP	18,048	34,734	34,734	37,217	30,502	27,767	28,857
Maintaining Parks and Facilities - CIP	475	584	584	1,830	1,846	1,920	1,996
Parks and Facilities Maintenance and Repairs	26,566	28,042	28,042	38,934	39,764	38,344	39,878
Leadership and Administration	4,677	6,715	6,715	5,628	5,918	4,404	5,287
Departmentwide Programs	6,120	7,204	7,204	6,721	7,038	7,319	7,612
Recreation Facility Programs	17,692	19,926	19,926	21,877	22,187	25,096	26,100
Zoo and Aquarium Programs	5,094	5,062	5,062	5,264	5,475	5,694	5,921
Seattle Center - Waterfront	1,812	5,018	5,018	5,718	5,947	6,184	6,432
Budget Adjustments							
Current Year Encumbrance CFD's							
Current Year Grant/Svc Contract/Capital CFD's			70,300				
Waterfront CFD			1,701				
Supplemental Changes: Q2 (AWI)			2,839				
<i>Total Budgetary Expenditures</i>	90,270	122,911	197,751	129,759	131,205	137,734	143,330
<i>Ending Balance Sheet Adjustment</i>	(25)						
<i>Ending Budgetary Fund Balance</i>	77,554	5,492	4,694	2,435	2,508	2,583	2,661
Financial Reserves - Revenue							
Current Year Grant/Svc Contract/Capital CFD Revenues							
Financial Reserves - Expense							
Current Year Encumbrance CFD's							
Current Year Grant/Svc Contract/Capital Expenditure CFD's	70,300						
Waterfront CFD	1,701						
Planning Reserves							
CBO Planning Reserve - MPD ¹	3,600	5,211					
<i>Total Reserves</i>	75,602	5,211	0	0	0	0	0
<i>Ending Unreserved Budgetary Fund Balance</i>	1,953	281	4,694	2,435	2,508	2,583	2,661

Notes:

1. These reserves covered a portion of the expenditures to pay retroactive automatic wage increases and market adjustments associated with Collective Bargaining Agreements passed by City Council to date.

Seattle Transportation Benefit District Fund (19900)

Amounts in \$1,000s	2023 Actuals	2024 Adopted	2024 Revised	2025 Proposed	2026 Proposed	2027 Projected	2028 Projected
Beginning Budgetary Fund Balance							
Beginning Balance Sheet Fund Balance	68,261	44,503	72,655				
Budgetary Fund Balance Adjustment	2,338		1,423				
<i>Beginning Budgetary Fund Balance</i>	70,599	44,503	74,078	56,180	42,251	24,206	514
Sources of Funds							
Seattle Transit Measure Sales Tax	53,123	55,400	53,082	54,401	56,006	13,421	0
Vehicle License Fees	16,544	20,615	19,468	20,913	21,248	21,588	21,933
Miscellaneous Revenues and Interest	2,252	0	2,593	1,966	1,506	873	166
Budget Adjustments							
Associated Revenues from Current Year CFD's			19,304				
Revenues from Current Year legislated ordinances			0				
<i>Total Budgetary Revenues</i>	71,918	76,015	94,447	77,279	78,760	35,882	22,099
Expenditures							
Bridges and Structures (Vehicle License Fees)	1,717	2,835	2,164	2,557	2,641	2,721	2,816
Mobility Operations							
Seattle Transit Measure Sales Tax	36,004	47,158	37,220	41,116	50,027	23,947	0
Vehicle License Fees	2,598	2,641	3,275	2,231	2,306	2,358	2,440
Maintenance Operations (Vehicle License Fees)	5,142	5,165	6,481	3,269	3,375	4,425	4,580
General Expense (Seattle Transit Measure for Streetcar Operations)	5,526	10,200	10,200	10,200	10,200	0	0
General Purpose (Seattle Transit Measure in Finance General)				3,777	5,205	0	0
Major Maintenance/Replacement (Vehicle License Fees)	1,689	2,221	2,234	5,568	5,720	5,849	5,983
Mobility Capital							
Seattle Transit Measure Sales Tax	7,678	16,400	15,648	14,121	7,727	12,071	1,109
Vehicle License Fees	8,086	10,313	15,464	8,370	9,603	8,203	8,425
Budget Adjustments							
Current Year Encumbrance CFD's			0				
Current Year Grant/Svc Contract/Capital CFD's			19,304				
Supplemental Changes			355				
<i>Total Budgetary Expenditures</i>	68,440	96,932	112,344	91,208	96,805	59,574	25,354
<i>Ending Balance Sheet Adjustment</i>	0						
<i>Ending Budgetary Fund Balance</i>	74,078	23,586	56,180	42,251	24,206	514	(2,740)
Financial Reserves - Revenue							
Current Year Grant/Svc Contract/Capital CFD Revenues	19,304						
Financial Reserves - Expense							
Current Year Encumbrance CFD's	0						
Current Year Grant/Svc Contract/Capital Expenditure CFD's	19,304						
Planning Reserves							
Planning Reserves (VLF)	367	1,042	367	2,223	3,527	4,374	5,847
Reserve for Ballot Measure Costs	0	0	0	500	500	500	500
Seattle Transit Measure Ramp Down/Ramp Up	25,500	20,000	20,000	20,000	20,000	0	0
<i>Total Reserves</i>	25,867	21,042	20,367	22,723	24,027	4,874	6,347
<i>Ending Unreserved Budgetary Fund Balance</i>	48,211	2,544	35,813	19,528	179	(4,360)	(9,087)

Note: Legislated changes in 2024 (including carryforward) are reflected in the corresponding Capital BSL line for fund sources STBD Sales Tax and VLF \$60 and removed from Budget Adjustments line item.

REET I Capital Projects Fund (30010)

Amounts in \$1,000s	2023 Actuals	2024 Adopted	2024 Revised	2025 Proposed	2026 Projected	2027 Projected	2028 Projected
Beginning Budgetary Fund Balance							
Beginning Balance Sheet Fund Balance	97,903	7,409	78,405	13,182	8,892	7,591	6,848
Budgetary Fund Balance Adjustment	73		(73)				
<i>Beginning Budgetary Fund Balance</i>	97,976	7,409	78,331	13,182	8,892	7,591	6,848
Sources of Funds							
Real Estate Excise Tax Revenues	23,947	26,126	28,578	31,932	40,089	47,803	52,021
<i>Total Budgetary Revenues</i>	23,947	26,126	28,578	31,932	40,089	47,803	52,021
Expenditures							
Debt Service Payments	8,863	8,760	8,760	10,949	12,627	16,465	17,196
Operating Expenditures	2,654	3,735	3,735	1,120	1,157	1,181	1,205
Capital Expenditures	32,017	19,122	17,406	24,152	27,607	30,900	33,742
Budget Adjustments							
Current Year Grant/Svc Contract/Capital CFD's			70,304				
Supplemental Changes			(6,477)				
<i>Total Budgetary Expenditures</i>	43,533	31,617	93,728	36,221	41,390	48,546	52,144
<i>Ending Balance Sheet Adjustment</i>							
<i>Ending Budgetary Fund Balance</i>	78,390	1,918	13,182	8,892	7,591	6,848	6,725
Financial Reserves - Expense							
Cash Balance Reserve ¹	5,000	1,917	5,000	5,000	5,000	5,000	5,000
<i>Total Reserves</i>	5,000	1,917	5,000	5,000	5,000	5,000	5,000
<i>Ending Unreserved Budgetary Fund Balance</i>	73,390	1	8,182	3,892	2,591	1,848	1,725

¹Cash Balance Reserve of \$5 million required by CRS Policy 12 (Resolution 31952).

Ordinance 125990 authorized an interfund loan of \$12,225,000 from the REET I Capital Projects fund for the Central Waterfront Improvement Fund to be repaid by 12-31-2023.

REET II Capital Projects Fund (30020)

Amounts in \$1,000s	2023 Actuals	2024 Adopted	2024 Revised	2025 Proposed	2026 Projected	2027 Projected	2028 Projected
<u>Beginning Budgetary Fund Balance</u>							
Beginning Balance Sheet Fund Balance	87,320	73,138	73,138	5,449	6,270	5,378	10,003
Budgetary Fund Balance Adjustment		0	0				
<i>Beginning Budgetary Fund Balance</i>	87,320	73,138	73,138	5,449	6,270	5,378	10,003
<u>Sources of Funds</u>							
Real Estate Excise Tax Revenues	23,947	26,126	28,578	31,932	40,089	47,803	52,021
<i>Total Budgetary Revenues</i>	23,947	26,126	28,578	31,932	40,089	47,803	52,021
<u>Expenditures</u>							
Debt Service Payments	10,225	11,667	11,667	8,471	6,868	6,500	6,512
Capital Expenditures	27,806	20,655	20,655	22,640	34,112	36,678	41,392
<u>Budget Adjustments</u>							
Current Year Grant/Svc Contract/Capital CFD's			64,176				
Supplemental Changes			(231)				
<i>Total Budgetary Expenditures</i>	38,030	32,322	96,267	31,111	40,981	43,178	47,904
<i>Ending Balance Sheet Adjustment</i>							
<i>Ending Budgetary Fund Balance</i>	73,236	66,942	5,449	6,270	5,378	10,003	14,119
<u>Financial Reserves - Expense</u>							
Cash Balance Reserve ¹	5,000	5,000	5,000	5,000	5,000	5,000	5,000
<i>Total Reserves</i>	5,000	5,000	5,000	5,000	5,000	5,000	5,000
<i>Ending Unreserved Budgetary Fund Balance</i>	68,236	61,942	449	1,270	378	5,003	9,119

¹Cash Balance Reserve of \$5 million required by CRS Policy 12 (Resolution 31952).

Park Mitigation & Remediation (33130)

Amounts in \$1,000s	2023 Actuals	2024 Adopted	2024 Revised	2025 Proposed	2026 Proposed	2027 Projected	2028 Projected
<u>Beginning Budgetary Fund Balance</u>							
Beginning Balance Sheet Fund Balance	689		1,403				
Budgetary Fund Balance Adjustment	28		32				
<i>Beginning Budgetary Fund Balance</i>	716	764	1,435	19,318	19,318	19,318	19,318
<u>Sources of Funds</u>							
Taxes and Interest	27						
Grants and Other Revenue (State Grant)	700	721	22,248	721	721		
<u>Budget Adjustments</u>							
Associated Revenues from Current Year CFD's			713	-			
Revenues from Current Year legislated ordinances			-	-			
<i>Total Budgetary Revenues</i>	727	721	22,961	721	721	0	0
<u>Expenditures</u>							
Arboretum Trail Renovations	7						
Arboretum North Entry Mitigation	1					7,000	12,248
<u>Budget Adjustments</u>							
Current Year Encumbrance CFD's							
Current Year Grant/Svc Contract/Capital CFD's			5,078				
Supplemental Changes							
<i>Total Budgetary Expenditures</i>	9		5,078			7,000	12,248
<u>Ending Balance Sheet Adjustment</u>							
<i>Ending Budgetary Fund Balance</i>	1,435	1,485	19,318	20,039	20,039	12,318	7,070
<u>Financial Reserves - Revenue</u>							
Current Year Grant/Svc Contract/Capital CFD Revenues	713						
<u>Financial Reserves - Expense</u>							
Current Year Encumbrance CFD's							
Current Year Grant/Svc Contract/Capital Expenditure CFD's	5,078						
<u>Planning Reserves</u>							
<i>Total Reserves</i>	4,364	0	0	0	0	0	0
<i>Ending Unreserved Budgetary Fund Balance</i>	(2,929)	1,485	19,318	20,039	20,039	12,318	7,070

2008 Parks Levy Fund (33860)

Amounts in \$1,000s	2023 Actuals	2024 Adopted	2024 Revised	2025 Proposed	2026 Proposed	2027 Projected	2028 Projected
<u>Beginning Budgetary Fund Balance</u>							
Beginning Balance Sheet Fund Balance	6,775	398	3,996				
Budgetary Fund Balance Adjustment	271		91				
<i>Beginning Budgetary Fund Balance</i>	7,046	398	4,088	98	98	98	98
<u>Sources of Funds</u>							
Taxes and Interest	175						
<u>Budget Adjustments</u>							
Associated Revenues from Current Year CFD's							
Revenues from Current Year legislated ordinances							
<i>Total Budgetary Revenues</i>	175						
<u>Expenditures</u>							
2008 Levy-Neighborhood Pk Acq	94						
2008 Levy Neighborhood Pks & PG	2,819						
2008 Levy Opportunity Fund Dev	220						
<u>Budget Adjustments</u>							
Current Year Encumbrance CFD's							
Current Year Grant/Svc Contract/Capital CFD's			3,515				
Supplemental Changes			475				
<i>Total Budgetary Expenditures</i>	3,133	-	3,990	-	-	-	-
<i>Ending Budgetary Fund Balance</i>	4,088	398	98	98	98	98	98
<u>Financial Reserves - Revenue</u>							
Current Year Grant/Svc Contract/Capital CFD Revenues							
<u>Financial Reserves - Expense</u>							
Current Year Encumbrance CFD's							
Current Year Grant/Svc Contract/Capital Expenditure CFD's	3,515						
<u>Planning Reserves</u>							
<i>Total Reserves</i>	3,515	-	-	-	-	-	-
<i>Ending Unreserved Budgetary Fund Balance</i>	573	398	98	98	98	98	98

McCaw Hall Capital Reserve Fund (34070)

Amounts in \$1,000s	2023 Actuals	2024 Adopted	2024 Revised	2025 Proposed	2026 Proposed	2027 Projected	2028 Projected
<u>Beginning Budgetary Fund Balance</u>							
Beginning Balance Sheet Fund Balance	1,826	1,499	1,741				
Budgetary Fund Balance Adjustment	73	0	40				
<i>Beginning Budgetary Fund Balance</i>	1,899	1,499	1,781	18	18	18	18
<u>Sources of Funds</u>							
REET I	0	337	537	337	337	368	379
McCaw Hall Tenant Contributions	200	337	337	337	337	368	379
Interest Earnings	57	17	17	17	17	17	18
<u>Budget Adjustments</u>							
Associated Revenues from Current Year CFD's			0				
Revenues from Current Year legislated ordinances			0				
<i>Total Budgetary Revenues</i>	257	691	891	691	691	753	776
<u>Expenditures</u>							
McCaw Hall Capital Reserve Expenses	375	691	691	691	691	753	776
<u>Budget Adjustments</u>							
Current Year Encumbrance CFD's			22				
Current Year Grant/Svc Contract/Capital CFD's			2,477				
Supplemental Changes			(536)				
<i>Total Budgetary Expenditures</i>	375	691	2,654	691	691	753	776
<i>Ending Balance Sheet Adjustment</i>	0						
<i>Ending Budgetary Fund Balance</i>	1,781	1,499	18	18	18	18	18
<u>Financial Reserves - Revenue</u>							
Current Year Grant/Svc Contract/Capital CFD Revenues	0						
<u>Financial Reserves - Expense</u>							
Current Year Encumbrance CFD's	22						
Current Year Grant/Svc Contract/Capital Expenditure CFD's	2,477						
<u>Planning Reserves</u>							
Continuing Appropriation	0	1,499	18	18	18	18	18
<i>Total Reserves</i>	2,499	1,499	18	18	18	18	18
<i>Ending Unreserved Budgetary Fund Balance</i>	(718)	0	0	0	0	0	0

King County Parks Levy (36000)

Amounts in \$1,000s	2023 Actuals	2024 Adopted	2024 Revised	2025 Proposed	2026 Proposed	2027 Projected	2028 Projected
<u>Beginning Budgetary Fund Balance</u>							
Beginning Balance Sheet Fund Balance*	3,412	570	3,446				
Budgetary Fund Balance Adjustment	138	0	80				
<i>Beginning Budgetary Fund Balance</i>	3,550	570	3,526	62	103	202	288
<u>Sources of Funds</u>							
Levy Allocation	2,948	2,949	2,949	2,949	2,949	2,949	2,949
Interest Earnings	92	0	0	0	0	0	0
<u>Budget Adjustments</u>							
Associated Revenues from Current Year CFD's			0				
Revenues from Current Year legislated ordinances			0				
<i>Total Budgetary Revenues</i>	3,040	2,949	2,949	2,949	2,949	2,949	2,949
<u>Expenditures</u>							
Fix it First	963	1,000	1,000	1,000	1,000	1,000	1,000
Debt and Special Funding	1,118	1,133	1,133	0	0	0	0
Building for the Future CIP	234	0	0	0	0	0	0
Departmentwide Programs	0	0	0	30	30	30	30
Parks and Facilities Maintenance and Repairs	10	10	10	1,104	1,036	1,029	1,027
Recreation Facility Programs	739	737	739	774	785	804	825
<u>Budget Adjustments</u>							
Current Year Encumbrance CFD's			0				
Current Year Grant/Svc Contract/Capital CFD's			2,865				
Supplemental Changes (Building For the Future CIP)			625				
Supplemental Changes (Other)			43				
<i>Total Budgetary Expenditures</i>	3,064	2,880	6,414	2,908	2,850	2,863	2,881
<i>Ending Balance Sheet Adjustment</i>							
<i>Ending Budgetary Fund Balance</i>	3,526	640	62	103	202	288	356
<u>Financial Reserves - Revenue</u>							
Current Year Grant/Svc Contract/Capital CFD Revenues	-						
<u>Financial Reserves - Expense</u>							
Current Year Encumbrance CFD's	-						
Current Year Grant/Svc Contract/Capital Expenditure CFD's	2,865						
<u>Planning Reserves</u>							
CBO Planning Reserve		26			1	8	22
<i>Total Reserves</i>	2,865	26	0		1	8	22
<i>Ending Unreserved Budgetary Fund Balance</i>	661	614	62	103	201	280	334

Seattle City Light Fund (41000)

	2023 Actuals	2024 Adopted	2024 Revised	2025 Proposed	2026 Proposed	2027 Projected ²	2028 Projected
<u>Beginning Cash Balance¹</u>	688,929	599,831	512,937				
Carry Forward / Encumbrances/Adjustments							
<i>Beginning Cash Balance</i>	688,929	599,831	512,937	358,078	242,384	119,784	211,872
<u>Sources of Funds³</u>							
Retail Power Sales	1,029,478	1,083,642	1,091,443	1,147,380	1,217,152	1,290,709	1,379,226
Revenue from RSA Surcharge	-	-	43,658	33,549	-	-	-
Wholesale Power, Net	(68,274)	68,313	3,922	25,000	55,000	80,000	110,000
Power Contracts	12,295	14,755	11,588	7,867	7,781	7,642	6,617
Power Marketing, Net	19,293	14,844	7,907	7,907	7,907	7,407	7,407
Other Outside Sources	17,774	33,990	30,459	31,268	32,137	32,898	33,695
Interest on Cash Accounts	19,979	12,668	9,293	9,816	10,632	11,016	11,733
Cash from (to) Rate Stabilization Account	9,211	(23,313)	1,730	(30,236)	-	-	-
Cash from Contributions	48,006	67,085	64,072	64,794	61,709	63,571	65,748
Cash from Bond Proceeds	183,837	261,088	193,600	292,206	299,584	273,350	262,416
<u>Budget Adjustments</u>							
Associated Revenues from Current Year CFD's							
Revenues from Current Year legislated ordinances							
<i>Total Budgetary Revenues</i>	1,271,599	1,533,072	1,457,673	1,589,550	1,691,902	1,766,593	1,876,843
<u>Expenditures</u>							
Power Contracts	215,884	262,056	260,280	282,568	322,935	376,027	429,401
Production	64,542	71,641	73,861	78,149	79,469	75,498	77,703
Transmission	13,022	23,792	14,587	15,425	16,021	16,559	17,118
Distribution	84,418	83,273	101,631	100,043	105,983	109,528	113,168
Conservation	3,845	13,478	4,174	4,420	4,600	4,761	4,927
Customer Accounting	44,923	39,721	48,761	51,641	53,738	55,624	57,561
Administration	135,173	141,598	116,722	155,388	161,697	167,372	173,201
Uncollectable Accounts	14,918	8,085	8,233	8,654	9,178	9,731	10,396
Taxes and Franchise Payments	2,843	120,555	8,059	70,857	73,013	77,347	82,558
Debt Service	236,529	255,244	245,502	240,583	252,012	241,098	257,862
Capital Expenditures	397,633	389,722	328,548	428,546	456,553	462,691	517,560
Technical and Accounting Adjustments	233,863	122,248	124,173	268,970	279,301	78,268	84,089
<u>Budget Adjustments</u>							
Current Year Encumbrance CFD's			155,159				
Current Year Grant/Svc Contract/Capital CFD's			31,826				
Supplemental Changes			91,017				
<i>Total Budgetary Expenditures</i>	1,447,591	1,531,413	1,612,532	1,705,244	1,814,502	1,674,505	1,825,545
<i>Ending Balance Sheet Adjustment</i>							
<i>Ending Cash Balance</i>	512,937	601,490	358,078	242,384	119,784	211,872	263,171
<u>Planning Reserves</u>							
Construction Account	13,526	69,420	49,054		12,589	33,674	47,563
Other Restricted Accounts	146,633	172,868	88,648		9,542	67,582	109,348
Rate Stabilization Account	65,779	90,000	64,049	94,286	94,286	94,286	94,286
<i>Total Reserves</i>	225,938	332,288	201,751	94,286	116,417	195,542	251,197
<i>Ending Unreserved Cash Balance</i>	286,998	269,202	156,327	148,098	3,367	16,330	11,974

Notes:

¹ Historic beginning fund balances are the cash balance on January 1 of that year.

² Out year assumptions represent forecasted cash flows in the utility's Financial Planning Model which is used to evaluate City Light rate impacts, potential financial performance of the utility.

³ Revenues include bond sales.

Water Fund (43000)

Amounts in \$1,000s	2023 Actuals	2024 Adopted	2024 Revised	2025 Proposed	2026 Proposed	2027 Projected	2028 Projected
Beginning Budgetary Fund Balance							
Beginning Balance Sheet Fund Balance ¹	98,159	178,124	179,204				
Budgetary Fund Balance Adjustment							
<i>Beginning Budgetary Fund Balance</i>	98,159	178,124	179,204	189,588	197,869	206,181	213,754
Sources of Funds							
Rate Revenue							
Retail Water Sales	224,975	222,663	220,196	228,452	233,236	248,046	256,446
Wholesale Water Sales	59,043	62,776	64,949	58,440	59,708	59,708	59,708
Fees							
Tap Fees	10,313	8,275	12,343	12,806	13,074	8,590	8,697
Other Revenues							
Other Non-Operating Revenue	0	648	684	693	701	710	719
Operating Grants							
Build America Bond Interest Income	1,765	1,741	1,741	1,671	1,597	1,522	1,442
Rentals--Non-City	276	831	831	852	873	895	917
Other Operating Revenues	5,107	6,481	5,673	5,792	5,914	5,466	5,594
Capital Grants and Contributions	350	5,468	6,481	6,643	6,809	6,979	7,153
Public Works Loan Proceeds		0					
Transfers from Construction Fund	0	75,856	53,825	100,549	98,670	103,209	98,238
Op Transfer In - Rev Stab Subfund	(3,700)	50					
Op Transfer In - Rev Stab Subfund - BPA Acct							
Miscellaneous	12,375						
Reimbursements							
Call Center Reimbursement from SCL	2,322	2,417	3,393	3,587	3,753	3,933	4,122
GF - Public Fire Hydrant Reimbursement	12,082	12,343	12,148	12,542	12,804	13,911	14,382
Budget Adjustments							
Associated Revenues from Current Year CFD's			78				
<i>Total Budgetary Revenues</i>	324,909	399,550	382,342	432,025	437,139	452,970	457,420
Expenditures							
BC-SU-C110B - Distribution	39,505	44,060	49,954	53,469	65,719	81,717	69,499
BC-SU-C120B - Transmission	11,030	13,522	17,903	11,915	25,266	28,567	43,779
BC-SU-C130B - Watershed Stewardship	875	4,886	5,145	2,878	4,956	1,853	2,233
BC-SU-C140B - Water Quality & Treatment	2,016	6,450	21,843	1,426	10,237	22,680	23,274
BC-SU-C150B - Water Resources	5,977	16,706	21,094	19,511	15,271	11,882	8,842
BC-SU-C160B - Habitat Conservation Program	4,440	3,686	5,062	1,571	5,738	4,081	2,972
BC-SU-C410B - Shared Cost Projects	14,836	44,593	54,824	53,232	39,807	25,299	20,502
BC-SU-C510B - Technology	1,918	5,323	6,449	5,534	4,221	4,221	4,221
BO-SU-N000B - General Expense	143,665	151,804	151,861	148,089	151,916	159,208	166,850
BO-SU-N100B - Leadership and Administration	58,305	67,569	75,361	73,067	77,481	81,200	85,097
BO-SU-N200B - Utility Service and Operations	73,448	79,866	84,220	87,956	91,709	96,111	100,725
<i>Total Budgetary Expenditures</i>	356,014	438,466	493,717	458,648	492,321	516,819	527,994
<i>Technical Adjustments²</i>	(112,150)	(45,352)	(121,759)	(34,904)	(63,494)	(71,423)	(78,153)
<i>Ending Budgetary Fund Balance</i>	179,204	184,560	189,588	197,869	206,181	213,754	221,333
Department Managed Fund Reserves							
Bond Reserve Account	20,884	26,902	26,343	33,363	40,383	47,403	54,423
Revenue Stabilization Fund	47,701	43,490	48,885	50,107	51,360	51,873	52,392
BPA Account	463	355	463	463	463	463	463
Planning Reserve	3,858	3,814	3,897	3,936	3,975	4,015	4,055
<i>Total Reserves</i>	72,907	74,560	79,588	87,869	96,181	103,754	111,333
<i>Ending Unreserved Budgetary Fund Balance³</i>	106,297	110,000	110,000	110,000	110,000	110,000	110,000

¹ Beginning Fund Balance is cash balance at the beginning of the year.

² Technical Adjustments represent non-budgetary items, including accounting adjustments, that affect budgetary fund balances. These items can be non-budgetary expenditures (e.g. OPEB) or can represent technical revenue or spending adjustments (e.g. accomplishment rates).

³ The Water Fund targets an ending operating cash balance of \$110 million per year.

Drainage & Wastewater Fund (44010)

Amounts in \$1,000s	2023 Actuals	2024 Adopted	2024 Revised	2025 Proposed	2026 Proposed	2027 Projected	2028 Projected
<u>Beginning Budgetary Fund Balance</u>							
Beginning Balance Sheet Fund Balance ¹	270,396	236,662	377,758				
Budgetary Fund Balance Adjustment							
<i>Beginning Budgetary Fund Balance</i>	270,396	236,662	377,758	407,181	340,837	289,705	247,778
<u>Sources of Funds</u>							
<u>Rate Revenue</u>							
Wastewater Utility Services	360,554	386,630	380,335	402,136	422,682	443,888	471,119
Drainage Utility Services	187,646	200,776	201,115	211,161	221,759	232,932	248,752
<u>Fees</u>							
Side Sewer Permit Fees	1,740	1,880	1,784	1,828	1,874	1,921	1,969
Drainage Permit Fees	438	489	449	460	472	484	496
<u>Other Revenues</u>							
Other Operating Revenues		1,933	4,705	4,953	5,245	5,245	5,557
Build America Bond Interest Income	1,477	1,532	1,477	1,477	1,477	1,477	1,477
Capital Grants and Contributions (excluding donated assets)		0	773	0	0	0	0
Operating Grants		870	870	0	0	0	0
Transfer from Construction Fund		73,215	55,674	67,857	105,756	105,756	129,250
Miscellaneous	(91,523)						
<u>Reimbursements</u>							
Call Center Reimbursement from SCL	2,393	2,490	3,496	3,696	3,867	3,933	4,122
King County Reimbursement	24,143	28,023	19,510	16,174	17,070	8,178	1,745
WIFIA Reimbursement	34,238	68,565	0	0	19,966	9,503	0
SRF Reimbursement	50,926	0	0	0	0	19,966	3,313
Public Works Trust Fund	0	0	0	0	0	0	0
<u>Budget Adjustments</u>							
Associated Revenues from Current Year CFD's			935				
<i>Total Budgetary Revenues</i>	572,033	766,403	671,123	709,742	800,169	833,283	867,799
<u>Expenditures</u>							
BC-SU-C333B - Protection of Beneficial Uses	15,553	36,683	48,575	30,378	58,904	76,125	72,394
BC-SU-C350B - Sediments	5,580	10,734	11,172	13,422	13,178	15,263	20,918
BC-SU-C360B - Combined Sewer Overflows	84,102	111,767	109,048	92,098	92,152	84,055	33,171
BC-SU-C370B - Rehabilitation	44,013	61,250	67,961	43,888	43,146	43,724	51,141
BC-SU-C380B - Flooding, Sewer Backup & Lndsl	15,174	12,203	15,492	10,958	20,757	41,052	36,047
BC-SU-C410B - Shared Cost Projects	11,468	19,399	27,810	34,537	34,507	32,394	38,302
BC-SU-C510B - Technology	2,365	5,450	6,541	5,791	4,322	4,322	4,322
BO-SU-N000B - General Expense	329,493	360,285	360,312	394,538	424,426	444,799	466,149
BO-SU-N100B - Leadership and Administration	69,027	75,686	82,817	75,330	79,546	83,364	87,366
BO-SU-N200B - Utility Service and Operations	76,134	83,319	91,558	88,525	91,315	95,698	100,292
<i>Total Budgetary Expenditures</i>	652,910	776,775	821,286	789,465	862,253	920,796	910,100
<i>Technical Adjustments²</i>	(188,239)	(12,474)	(179,586)	(44,251)	(10,953)	(45,586)	(31,818)
<i>Ending Fund Balance</i>	377,758	238,764	407,181	371,709	289,705	247,778	237,295
<u>Department Managed Fund Reserves</u>							
Bond Reserve Account	30,872	30,949	30,872	30,872	30,872	30,872	30,872
<i>Total Reserves</i>	30,872	30,949	30,872	30,872	30,872	30,872	30,872
<i>Ending Unreserved Budgetary Fund Balance</i>	346,886	207,815	376,309	340,837	258,832	216,905	206,422

¹ Beginning Fund Balance is cash balance at the beginning of the year.

² Technical Adjustments represent non-budgetary items, including accounting adjustments, that affect budgetary fund balances. These items can be non-budgetary expenditures (e.g. OPEB) or can represent technical revenue or spending adjustments (e.g. accomplishment rates).

Solid Waste Fund (45010)

Amounts in \$1,000s	2023 Actuals	2024 Adopted	2024 Revised	2025 Proposed	2026 Proposed	2027 Projected	2028 Projected
<u>Beginning Budgetary Fund Balance</u>							
Beginning Balance Sheet Fund Balance ¹	207,216	221,509	246,887				
Budgetary Fund Balance Adjustment							
<i>Beginning Budgetary Fund Balance</i>	207,216	221,509	246,887	147,314	111,687	104,253	98,544
<u>Sources of Funds</u>							
<u>Rate Revenue</u>							
Residential Services	159,520	163,970	163,970	169,490	177,689	178,925	186,029
Commercial Services	68,830	70,584	70,584	72,517	76,909	79,165	81,512
Recycling and Disposal Station Charges	20,881	16,666	16,666	16,761	17,666	18,461	19,340
Recycling Processing Revenues	5,363	5,778	5,778	6,001	6,634	6,670	6,473
Other Misc	1,904	1,964	1,964	1,962	2,121	2,184	2,122
<u>Other Revenues</u>							
Other Nonoperating Revenue		2,115	2,115	1,148	713	639	662
Operating Fees, Contributions and Grants	166	100	4,100	1,000	1,000	1,000	1,000
Other Operating Revenue	64	22	22	27	36	42	28
Transfers from Construction Fund							
Op Transfer In - Rev Stab Subfund							
Miscellaneous	9,252						
<u>Reimbursements</u>							
Call Center Reimbursement from SCL	2,322	2,840	3,393	3,587	3,753	3,933	4,122
KC Reimb for Local Hzrd Waste Mgt Prgm	6,047		6,288	6,540	6,802	7,074	7,357
<u>Budget Adjustments</u>							
Associated Revenues from Current Year CFD's			4,495				
<i>Total Budgetary Revenues</i>	274,348	264,037	279,374	279,033	293,323	298,093	308,645
<u>Expenditures</u>							
BC-SU-C230B - New Facilities	2,348	24,162	24,336	21,015	16,139	16,405	11,161
BC-SU-C240B - Rehabilitation & Heavy Eqpt	207	2,260	2,078	397	807	909	409
BC-SU-C410B - Shared Cost Projects	3,336	2,249	3,174	8,424	5,353	2,668	2,513
BC-SU-C510B - Technology	602	2,401	2,661	1,544	1,508	1,508	1,508
BO-SU-N000B - General Expense	181,200	247,353	250,389	213,410	205,372	215,229	225,560
BO-SU-N100B - Leadership and Administration	15,466	19,487	22,599	19,884	21,165	22,181	23,246
BO-SU-N200B - Utility Service and Operations	37,841	40,834	51,123	45,900	47,750	50,042	52,444
<i>Total Budgetary Expenditures</i>	241,000	338,746	356,361	310,575	298,093	308,943	316,842
<i>Technical Adjustments²</i>	(6,322)	(744)	22,586	52,608	2,665	(5,141)	(8,753)
<i>Ending Fund Balance</i>	246,887	147,543	147,314	63,164	104,253	98,544	99,100
<u>Department Managed Fund Reserves</u>							
Bond Reserve Account	8,097	8,097	8,105	8,122	8,122	8,122	8,122
Revenue Stabilization Fund	40,427	39,992	41,002	41,859	42,696	43,550	44,421
<i>Total Reserves</i>	48,523	48,088	49,107	49,981	50,818	51,672	52,543
<i>Ending Unreserved Budgetary Fund Balance</i>	198,364	99,455	98,206	13,183	53,435	46,872	46,557

¹ Beginning Fund Balance is cash balance at the beginning of the year.

² Technical Adjustments represent non-budgetary items, including accounting adjustments, that affect budgetary fund balances. These items can be non-budgetary expenditures (e.g. OPEB) or can represent technical revenue or spending adjustments (e.g. accomplishment rates).

Construction and Inspections Fund (48100)

Amounts in \$1,000s	2023 Actuals	2024 Adopted	2024 Revised	2025 Proposed	2026 Proposed	2027 Projected	2028 Projected
<u>Beginning Budgetary Fund Balance</u>							
Beginning Balance Sheet Fund Balance	32,228	71,935	14,936				
Budgetary Fund Balance Adjustment	50,243	0	55,614				
<i>Beginning Budgetary Fund Balance</i>	82,470	71,935	70,550	50,867	40,394	30,927	27,536
<u>Sources of Funds</u>							
Contingent Budget Authority Offset	0	8,064	8,064	8,064	8,064	8,064	8,064
Boiler	1,268	1,646	1,540	1,640	1,746	1,799	1,853
Building Development	39,250	33,501	38,272	41,684	44,280	46,454	48,086
Electrical	9,100	8,885	8,408	9,174	9,935	10,387	10,812
Elevator	5,035	5,878	5,365	5,806	6,253	6,506	6,748
Grant Revenues	0	0	0	0	0	0	0
Interest	3,303	1,176	3,271	3,271	3,271	3,271	3,271
Land Use	7,513	9,329	5,876	6,727	7,517	8,073	8,557
Noise	358	439	358	381	406	418	431
Other Miscellaneous Revenues	1,731	2,607	2,607	1,760	1,788	1,802	1,815
Peer Review Reimb	374	1,014	1,014	1,014	1,014	1,014	1,014
Refrigeration & Furnace	1,383	1,498	1,218	1,297	1,381	1,423	1,465
Rental Registration & Inspection Ordinance	3,194	2,742	2,742	3,596	3,095	4,027	3,383
Signs	498	505	498	531	565	582	600
Site Review & Development	4,148	4,527	5,019	5,887	6,719	7,260	7,747
SPU MOA for Side Sewer & Drainage	3,087	2,672	2,672	0	0	0	0
Technology Fee (PI&T)	3,013	4,190	4,190	4,364	4,412	4,498	4,498
<i>PROPOSED-Boiler</i>				154	433	773	1,182
<i>PROPOSED-Building Development</i>				4,568	4,850	5,116	5,293
<i>PROPOSED-Elevator</i>				402	734	1,097	1,499
<i>Total Budgetary Revenues</i>	83,257	88,675	91,115	100,320	106,466	112,566	116,319
<u>Expenditures</u>							
Compliance	4,886	5,499	5,499	6,248	6,538	6,570	6,603
Customer Success	0	0	0	12,109	12,411	12,473	12,536
Government Policy, Safety & Support	1,391	1,517	1,517	1,764	1,846	1,855	1,865
Inspections	29,607	31,716	31,716	34,011	35,656	35,834	36,014
Land Use and Engineering Svcs	0	0	0	43,769	45,057	45,282	45,508
Land Use Services	22,648	26,116	23,446	0	0	0	0
Leadership and Administration	0	(30)	0	0	552	0	0
Permit Services	27,343	31,557	30,811	0	0	0	0
Process Improvements	0	0	0	4,195	4,320	4,342	4,364
Process Improvements and Technology	9,113	9,077	9,077	0	0	0	0
Technology Investments	0	0	0	8,697	9,552	9,600	9,648
<u>Budget Adjustments</u>							
Current Year Encumbrance CFD's *			450				
Current Year Grant/Svc Contract/Capital CFD's			658				
Supplemental Changes			1,300				
AWI/MA Budget Legislation			6,324				
<i>Total Budgetary Expenditures</i>	94,988	105,451	110,797	110,794	115,933	115,957	116,537
<i>Ending Balance Sheet Adjustment</i>	(190)						
<i>Ending Budgetary Fund Balance</i>	70,550	55,159	50,867	40,394	30,927	27,536	27,317

Construction and Inspections Fund (48100)

Amounts in \$1,000s	2023 Actuals	2024 Adopted	2024 Revised	2025 Proposed	2026 Proposed	2027 Projected	2028 Projected
<u>Financial Reserves - Revenue</u>							
Current Year Grant/Svc Contract/Capital CFD Revenues	0						
<u>Financial Reserves - Expense</u>							
Current Year Encumbrance CFD's	4,106						
Current Year Grant/Svc Contract/Capital Expenditure CFD's	658						
<u>Planning Reserves</u>							
Core Staffing	38,381	22,000	22,000	22,000	18,000	15,000	15,000
Process Improvements and Technology	2,900	1,300	1,300	1,300	1,300	1,300	1,300
Tenant Improvements	3,461	0	0	0	0	0	0
Operating Reserve	19,103	11,093	11,093	11,093	11,093	11,093	11,093
Planning Reserve	0	7,494	0	0	0	0	0
<i>Total Reserves</i>	68,609	41,887	34,393	34,393	30,393	27,393	27,393
<i>Ending Unreserved Budgetary Fund Balance</i>	1,941	13,272	16,474	6,001	534	143	(76)

* Current Year Encumbrance CFD's will not be spent as originally anticipated in 2024 due to fiscal cutbacks.

Finance and Administrative Services Fund (50300)

Amounts in \$1,000s	2023 Actuals	2024 Adopted	2024 Revised	2025 Proposed	2026 Proposed	2027 Projected	2028 Projected
Beginning Budgetary Fund Balance							
Beginning Balance Sheet Fund Balance	40,180	12,129	37,601				
Budgetary Fund Balance Adjustment	(11,406)		(7,420)				
Beginning Budgetary Fund Balance	28,775	12,129	30,181	15,404	10,807	8,148	6,648
Sources of Funds¹							
General Fund Support	11,142	8,992	8,992	8,776	8,252	8,417	8,585
Revenues from Other City Departments ^{2 5}	185,801	201,502	199,959	199,481	210,083	216,355	224,339
External Revenues	11,349	7,152	7,152	8,860	9,042	9,223	9,408
Capital Improvements ⁴	11,624	4,200	28,185	4,700	4,700	4,700	4,700
Emergency Agency Reimbursement	231						
Budget Adjustments							
2023 Grant/Svc Contract/Capital CFD's (into 2024)			868				
2024 Supplemental Changes			10,209				
Total Budgetary Revenues	220,147	221,846	255,365	221,818	232,078	238,695	247,032
Expenditures¹							
Budget and Central Services	35,294						
Fleet Services	37,979						
Facility Services	90,400						
Financial Services	29,149						
City Purchasing and Contracting Services	9,236						
Office of Constituent Services	4,559						
Capital Improvements	12,037	4,387	4,387	5,700	5,200	5,200	5,200
Citywide Operational Services ³		90,143	90,343	99,708	103,211	105,275	107,381
Citywide Admin Services ³		16,106	16,409	16,034	16,918	17,256	17,601
Office of City Finance ³		26,324	26,324	26,609	29,101	29,683	30,276
Other FAS Services ³		710	710	734	757	772	787
Public Services ³		4,849	4,849	4,427	4,642	4,735	4,830
Leadership & Administration ³		79,299	78,997	73,202	75,759	77,274	78,820
Budget Adjustments							
2023 Grant/Svc Contract/Capital CFD's (into 2024)			10,166				
2023 Encumbrance CFD's (into 2024)			2,999				
2023 Legislated CFD (into 2024)			479				
2024 Supplemental Changes			34,481				
Total Budgetary Expenditures	218,653	221,817	270,142	226,414	235,587	240,195	244,895
Ending Balance Sheet Adjustment	(89)						
Ending Budgetary Fund Balance	30,181	12,157	15,404	10,807	7,297	6,648	8,785
Financial Reserves - Revenue							
2023 Grant/Svc Contract/Capital CFD's (into 2024)	868						
Financial Reserves - Expense							
2023 Grant/Svc Contract/Capital CFD's (into 2024)	10,166						
2023 Encumbrance CFD's (into 2024)	2,999						
2023 Legislated CFD (into 2024)	479						
Finance General Reserve - City Hall Security		490					
Planning Reserves							
Planned uses of fund balance		1,172					
2025 rates contingency reserve		10,496					
Planning Reserve				173	514	3,383	8,785
Total Reserves	12,776	12,158		173	514	3,383	8,785
Ending Unreserved Budgetary Fund Balance	17,405	(1)	15,404	10,634	6,783	3,265	(1)

¹ Assumes 2% annual growth for both revenues and expenditures 2027-2028, excluding Capital Improvements, which remain static, and planned uses of fund balance.

² "Revenues from Other City Departments" for projected years (2027-28) is set to match the difference between total budgetary expenditures (less planned uses of fund balance) and the sum of all other revenue sources. This reflects FAS' rate setting process, which aims to recover 100% of budgetary expenditures.

³ Due to FAS' new project structure, expenditure categories have changed starting in 2024 to align with new Budget Summary Levels.

⁴ 2024 revised Capital Improvements revenue reflects anticipated billing of \$24.7 million for capital projects FAS executes on behalf of other departments.

⁵ An assumed \$1.5m use of fund balance is built into each of 2027 and 2028.

Fleet Capital Fund (50321)

Amounts in \$1,000s	2023 Actuals	2024 Adopted	2024 Revised	2025 Proposed	2026 Proposed	2027 Projected	2028 Projected
Beginning Budgetary Fund Balance							
Beginning Balance Sheet Fund Balance	135,505	23,116	143,452				
Budgetary Fund Balance Adjustment	(94,693)		(102,984)				
Beginning Budgetary Fund Balance	40,813	23,116	40,468	19,892	15,615	19,763	11,877
Sources of Funds							
Revenues from Other City Departments ^{1 2}	23,845	23,875	23,102	20,838	21,476	25,284	26,156
Proceeds From Sale Of Assets ⁶	1,004	773	4,945	773	773	773	773
Inv Earn-Residual Cash	1,275						
Total Budgetary Revenues	26,124	24,648	28,047	21,611	22,249	26,057	26,929
Expenditures							
Fleet Capital Program ³	26,468	32,860	32,860	25,888	18,100	33,943	30,939
Budget Adjustments							
2023 Encumbrance CFD's (into 2024)			40,621				
Adjustment for timing of expenditures ⁴			(24,858)				
Total Budgetary Expenditures	26,468	32,860	48,624	25,888	18,100	33,943	30,939
Ending Budgetary Fund Balance	40,468	14,904	19,892	15,615	19,763	11,877	7,867
Financial Reserves - Revenue							
Salvage revenue ⁶				1,643	708	2,182	2,245
Salvage revenue - Cumulative ⁷					1,643	2,351	4,533
Financial Reserves - Expense							
2023 Encumbrance CFD's (into 2024)	40,621						
Planning Reserves							
Reserves against fund balance ⁵		14,131	19,892	17,258	22,115	16,411	14,645
Total Reserves	40,621	14,131	19,892	15,615	19,763	11,877	7,867
Ending Unreserved Budgetary Fund Balance	(153)	0	0	0	0	0	0

¹ Revenues from Other City Departments are set to minimize variance from year to year while still bringing in sufficient funds to replace vehicles as planned.

² Revenues from Other City Departments are based on the replacement model's projections of future collections. 2027-2028 revenues include a premium to recover for the proposed two-year rate holiday.

³ Projected expenditures are set to match planned vehicle replacements and are inconsistent from year to year.

⁴ \$24.9 million of the encumbered funds are for Fire apparatus that will not be delivered or paid for until 2027. This is reflected in the 2027 projected spend.

⁵ All fund balance reserved for future vehicle replacements.

⁶ Updating the financial plan to align with the vehicle replacement model, which includes anticipated salvage revenue.

⁷ This row tracks the cumulative salvage revenue in the reserves as it does not automatically carry forward in the financial plan.

Asset Preservation Fund (50322)

Amounts in \$1,000s	2023 Actuals	2024 Adopted	2024 Revised	2025 Proposed	2026 Proposed	2027 Projected	2028 Projected
Beginning Budgetary Fund Balance							
Beginning Balance Sheet Fund Balance	8,108	2,219	6,041				
Budgetary Fund Balance Adjustment	350		145				
Beginning Budgetary Fund Balance	8,458	2,219	6,187	2,478	2,478	2,478	2,478
Sources of Funds¹							
Transfer from FAS Facilities	4,000	4,000	4,000	4,000	4,000	4,000	4,000
Investment	259						
Total Budgetary Revenues	4,259	4,000	4,000	4,000	4,000	4,000	4,000
Expenditures¹							
Asset Preservation Schedule 1 Facilities	3,586	2,152	2,152	2,152	2,152	2,152	2,152
Asset Preservation Schedule 2 Facilities	2,945	1,848	1,848	1,848	1,848	1,848	1,848
Budget Adjustments							
2023 Grant/Svc Contract/Capital CFD's (into 2024)			3,709				
Total Budgetary Expenditures	6,530	4,000	7,709	4,000	4,000	4,000	4,000
Ending Budgetary Fund Balance	6,187	2,219	2,478	2,478	2,478	2,478	2,478
Financial Reserves - Expense							
2023 Grant/Svc Contract/Capital CFD's (into 2024)	3,709						
Planning Reserves							
Reserves against fund balance ²		2,219	2,478	2,478	2,478	2,478	2,478
Total Reserves	3,709	2,219	2,478	2,478	2,478	2,478	2,478
Ending Unreserved Budgetary Fund Balance	2,478	0	0	0	0	0	0

¹ Projected based upon 2025-2030 Proposed CIP.

² All fund balance reserved for future work.

Information Technology Fund (50410)

Amounts in \$1,000s	2023 Actuals	2024 Adopted	2024 Revised	2025 Proposed	2026 Proposed	2027 Projected	2028 Projected
Beginning Budgetary Fund Balance							
Beginning Balance Sheet Fund Balance ¹	40,325	0	40,325				
Budgetary Fund Balance Adjustment	22,086	0	22,086				
<i>Beginning Budgetary Fund Balance</i>	62,411	11,740	62,411	10,130	6,213	5,226	2,867
Sources of Funds							
Rates: Allocated	178,599	191,747	191,747	192,770	203,197	201,909	199,818
Rates: Direct Billed	37,221	41,965	41,965	32,630	29,859	30,022	30,179
Billable Project Revenues ²	0	21,541	21,541	19,864	20,743	20,957	21,184
Bond Proceeds	36,929	15,621	15,621	9,195	5,949	6,900	8,410
Cable Fund Revenues	6,399	7,203	7,203	5,629	5,825	5,854	5,860
ITD's Cost of Technology Consumption ³	13,173	13,517	13,517	12,629	13,770	13,856	13,788
Non-City Agency Revenues ⁴	2,115	292	292	67	71	71	72
Interest Earnings	1,482	0	195	0	0	0	0
Budget Adjustments							
Rates: Direct Billed (CIP Carryforward Items) ⁵			7,724				
Rates: Direct Billed (Grants Carryforward) ⁶			391				
Rates: Direct Billed (Operating Carryforward Items) ⁷			3,944				
Mid-Year Supplemental			40				
Year End Supplemental			2,955				
Annual Wage Increase for 2023-2024			1,432				
CIP Abandonment			(1,201)				
One-Time Projects ⁸			(1,804)				
<i>Total Budgetary Revenues</i>	275,919	291,887	305,564	272,785	279,414	279,570	279,311
Expenditures							
Applications BSL	81,595	110,246	110,246	98,785	97,863	98,352	98,844
Digital Security & Risk BSL	7,017	8,190	8,190	8,492	8,501	8,544	8,586
Frontline Services & Workplace BSL	55,241	49,800	49,800	48,531	49,657	49,905	50,155
Leadership and Administration BSL ⁹	26,964	30,221	30,221	27,441	28,794	28,932	28,290
Technology Infrastructure BSL ⁹	57,577	65,950	65,950	65,128	70,320	71,659	69,943
Capital Improvement Projects BSL	38,798	24,493	24,493	20,976	17,639	16,873	18,162
Client Solutions BSL	5,372	5,827	5,827	7,349	7,627	7,665	7,703
Budget Adjustments							
Encumbrance CFD's (Legislated)			5,397				
Grant/Svc Contract/Capital CFD's			36,358				
Legislated Carryforward			4,761				
Mid-Year Supplemental			1,540				
Year End Supplemental			4,438				
CIP Abandonment			(1,047)				
Annual Wage Increase for 2023-2024			14,264				
Healthcare Holiday for 2023			(2,595)				
<i>Total Budgetary Expenditures</i>	272,565	294,728	357,845	276,702	280,402	281,929	281,682
<i>Ending Balance Sheet Adjustment¹</i>	0						
<i>Ending Budgetary Fund Balance</i>	65,764	8,899	10,130	6,213	5,226	2,867	495
Financial Reserves - Revenue							
Grant/Svc Contract/Capital CFD Revenues ¹⁰	12,060	0	0	0	0	0	0
Financial Reserves - Expense							
Encumbrance CFD's	5,397	0	0	0	0	0	0
Grant/Svc Contract/Capital Expenditure CFD's ¹¹	40,924	0	0	0	0	0	0
Planning Reserves - Revenue							
Planning Reserves		5,902					
Revenue for ITD-940 Citywide Adjustments for Standard Cost Changes		1,081					
Planned Revenue Collection for Local 77 AWI - GF					1,412	1,637	1,861
Planned Revenue Collection for Local 77 AWI - Departments					3,042	3,526	4,011
Planning Reserves - Expense							
Planning Reserves		5,902			2,720	4,000	5,230
Radio and Video Reserves	7,908	4,149	4,160	4,217	4,273	4,331	4,389
Internal Policy Reserves	3,881		3,881				
Annual Wage Increase for 2023-2025	13,484		0				
Computer Replacement ¹²	224	293	224	307	380	453	527
Retirement Reduction Council Budget Actions		921					
Revenue True Up	2,359	2,593					
<i>Total Reserves</i>	62,117	6,874	8,264	4,524	2,920	3,621	4,273
<i>Ending Unreserved Budgetary Fund Balance</i>	3,647	2,024	1,865	1,689	2,306	(754)	(3,778)

Information Technology Fund (50410)

	2023	2024	2024	2025	2026	2027	2028
Amounts in \$1,000s	Actuals	Adopted	Revised	Proposed	Proposed	Projected	Projected

Assumptions:

¹Beginning Balance Sheet Fund Balance/Ending Balance Sheet Adjustment exclude account 143900 - Prepaid Expenses-Other per CWA's guidance.

²Billable Project Revenues: Double budget appropriation for IT Project Management resources that are not assigned to specific Projects.

³ITD's Cost of Technology Consumption: ITD's consumption of ITD projects and services. Represents intra-fund (50410) revenue.

⁴Non-City Agency Revenues: Revenue collected from Agencies outside of the City of Seattle (e.g., King County).

⁵Rates Direct Billed (2023 CIP Carryforward Items): Unspent CIP budget, carried forward from FY 2023 to FY 2024, that will be direct billed to customers (i.e., ITD bills customers based on actual expenses).

⁶Direct Billed (2023 Grants Carryforward): Unspent FCC Grant budget, carried forward from FY 2023 to FY 2024, that will be direct billed to customers (i.e., ITD bills customers based on actual expenses).

⁷Rates Direct Billed (2023 Operating Carryforward Items): Unspent operating budget, carried forward from FY 2023 to FY 2024, that will be direct billed to customers (i.e., ITD bills customers based on actual expenses).

⁸One-Time Projects: Reserves for various one-time ITD projects.

⁹Expenditures in the out years are reflecting the real debt service schedule in the out years instead of standard inflation per CBO.

¹⁰Current Year Grant/Svc Contract/Capital CFD Revenues: Includes the direct billed revenues to be collected in FY 2024 for CIP (excluding PC-IT-C7050 'Radio Communications CIP'), Encumbrances, Grants, and Special Carryforward budgets.

¹¹Current Year Grant/Svc Contract/Capital Expenditure CFD's: Includes the allocated revenues collected in FY 2023 for CIP (excluding PC-IT-C7050 'Radio Communications CIP'), and Special Carryforward budgets.

¹²Computer Replacement: PC replacements for the Law Department which replaces all of its PCs every five years, versus a portion each year.

Firefighters' Pension Fund (61040)

Amounts in \$1,000s	2023 Actuals	2024 Adopted	2024 Revised	2025 Proposed	2026 Proposed	2027 Projected	2028 Projected
Beginning Budgetary Fund Balance							
Beginning Balance Sheet Fund Balance	8,093	6,294	6,750				
Budgetary Fund Balance Adjustment	360	0	0				
<i>Beginning Budgetary Fund Balance</i>	<i>8,453</i>	<i>6,294</i>	<i>6,750</i>	<i>939</i>	<i>1,528</i>	<i>1,507</i>	<i>1,507</i>
Sources of Funds							
General Subfund	20,128	20,131	20,631	25,168	25,499	25,668	25,839
Fire Insurance Premium Tax	1,382	1,402	1,402	1,472	1,551	1,582	1,614
Medicare Rx Subsidy Refund	0	430	430	420	410	418	427
Misc.	0	0	0	0	0	0	0
Budget Adjustments							
Associated Revenues from Current Year CFD's			0				
Revenues from Current Year legislated ordinances			0				
<i>Total Budgetary Revenues</i>	<i>21,510</i>	<i>21,963</i>	<i>22,463</i>	<i>27,060</i>	<i>27,460</i>	<i>27,668</i>	<i>27,879</i>
Expenditures							
Death Benefits	9	19	10	19	19	19	19
Administration (Added IT & FAS rates 2019+)	989	983	983	995	1,025	1,030	1,035
Medical Benefits Paid	14,733	12,500	15,300	15,600	16,500	16,583	16,665
Pension Bfts - Paid to Members	5,324	8,420	10,866	7,320	7,320	7,320	7,320
Pension Bfts - Annual Transfers to Actuarial Account 61050	2,157	1,116	1,116	2,537	2,618	2,717	2,839
Budget Adjustments							
Current Year Encumbrance CFD's			0				
Current Year Grant/Svc Contract/Capital CFD's			0				
Supplemental Changes			0				
<i>Total Budgetary Expenditures</i>	<i>23,212</i>	<i>23,038</i>	<i>28,275</i>	<i>26,471</i>	<i>27,482</i>	<i>27,668</i>	<i>27,879</i>
<i>Ending Balance Sheet Adjustment</i>	<i>0</i>						
<i>Ending Budgetary Fund Balance</i>	<i>6,750</i>	<i>5,219</i>	<i>939</i>	<i>1,528</i>	<i>1,507</i>	<i>1,507</i>	<i>1,507</i>
Planning Reserves							
Contingency Reserve	500	500	500	500	500	500	500
Rate Stabilization Reserve	6,250	4,719	439	1,028	1,007	1,007	1,007
<i>Total Reserves</i>	<i>6,750</i>	<i>5,219</i>	<i>939</i>	<i>1,528</i>	<i>1,507</i>	<i>1,507</i>	<i>1,507</i>
<i>Ending Unreserved Budgetary Fund Balance</i>	<i>0</i>	<i>0</i>	<i>0</i>	<i>0</i>	<i>0</i>	<i>0</i>	<i>0</i>

Firefighters' Pension Fund Actuarial Account (61050)

Amounts in \$1,000s	2023 Actuals	2024 Adopted	2024 Revised	2025 Proposed	2026 Proposed	2027 Projected	2028 Projected
Beginning Budgetary Fund Balance							
Beginning Balance Sheet Fund Balance	21,719	17,179	27,861				
Budgetary Fund Balance Adjustment	(6,917)	0	(10,394)				
<i>Beginning Budgetary Fund Balance</i>	14,802	17,179	17,467	19,238	22,425	25,693	29,060
Sources of Funds							
Actuarial Account Interest	255	250	475	400	400	400	400
Return on Actuarial Account Investments	253	180	180	250	250	250	250
Transfer from 61040 - Level Pmt Excess for 2028	2,157	1,116	1,116	2,537	2,618	2,717	2,839
Budget Adjustments							
Associated Revenues from Current Year CFD's			0				
Revenues from Current Year legislated ordinances			0				
<i>Total Budgetary Revenues</i>	2,665	1,546	1,771	3,187	3,268	3,367	3,489
Expenditures							
Pension Benefits	0	0	0	0	0	0	0
<i>Total Budgetary Expenditures</i>	0	0	0	0	0	0	0
<i>Ending Balance Sheet Adjustment</i>	0						
<i>Ending Budgetary Fund Balance</i>	17,467	18,725	19,238	22,425	25,693	29,060	32,549
Planning Reserves							
Actuarial Pension Reserve	17,467	18,725	19,238	22,425	25,693	29,060	32,549
<i>Total Reserves</i>	17,467	18,725	19,238	22,425	25,693	29,060	32,549
<i>Ending Unreserved Budgetary Fund Balance</i>	0	0	0	0	0	0	0

Police Relief & Pension Fund (61060)

Amounts in \$1,000s	2023 Actuals	2024 Adopted	2024 Revised	2025 Proposed	2026 Proposed	2027 Projected	2028 Projected
<u>Beginning Budgetary Fund Balance</u>							
Beginning Balance Sheet Fund Balance	23,613	9,550	19,100				
Budgetary Fund Balance Adjustment	0	0	0				
<i>Beginning Budgetary Fund Balance</i>	23,613	9,550	19,100	14,920	8,647	2,073	2,074
<u>Sources of Funds</u>							
General Subfund	12,561	22,572	22,072	16,072	15,822	23,199	24,041
Police Auction Proceeds	155	117	117	119	122	122	122
<u>Budget Adjustments</u>							
Associated Revenues from Current Year CFD's			0				
Revenues from Current Year legislated ordinances			0				
<i>Total Budgetary Revenues</i>	12,716	22,689	22,189	16,191	15,944	23,321	24,163
<u>Expenditures</u>							
Death Benefits	27	18	27	25	25	25	25
Medical Benefits Paid	11,783	15,380	12,200	13,800	13,800	14,596	15,438
Pension Benefits Paid	4,276	10,379	12,800	7,400	7,400	7,400	7,400
Administration (FAS & IT Rates added 2019+)	1,142	972	1,342	1,240	1,293	1,299	1,306
<u>Budget Adjustments</u>							
Current Year Encumbrance CFD's			0				
Current Year Grant/Svc Contract/Capital CFD's			0				
Supplemental Changes			0				
<i>Total Budgetary Expenditures</i>	17,229	26,749	26,369	22,465	22,518	23,320	24,169
<i>Ending Balance Sheet Adjustment</i>	0						
<i>Ending Budgetary Fund Balance</i>	19,100	5,491	14,920	8,647	2,073	2,074	2,068
<u>Planning Reserves</u>							
Contingency Reserve	500	500	500	500	500	500	500
Rate Stabilization Reserve	18,600	4,991	14,420	8,147	1,573	1,574	1,568
<i>Total Reserves</i>	19,100	5,491	14,920	8,647	2,073	2,074	2,068
<i>Ending Unreserved Budgetary Fund Balance</i>	0	0	0	0	0	0	0

Transit Benefit Fund (63000)

Amounts in \$1,000s	2023 Actuals	2024 Adopted	2024 Revised	2025 Proposed	2026 Proposed	2027 Projected	2028 Projected
Beginning Budgetary Fund Balance							
Beginning Balance Sheet Fund Balance	(155)	0	5				
Budgetary Fund Balance Adjustment	0	0	0				
<i>Beginning Budgetary Fund Balance</i>	(155)	0	5	0	0	0	0
Sources of Funds							
Transit Subsidy Payments - Employer	2,905	5,211	4,479	5,403	5,565	5,677	5,790
<i>Total Budgetary Revenues</i>	2,905	5,211	4,479	5,403	5,565	5,677	5,790
Expenditures							
Transit Passes	2,745	5,211	4,484	5,403	5,565	5,677	5,790
<i>Total Budgetary Expenditures</i>	2,745	5,211	4,484	5,403	5,565	5,677	5,790
<i>Ending Balance Sheet Adjustment</i>	0						
<i>Ending Budgetary Fund Balance</i>	5	0	0	0	0	0	0
Planning Reserves							
<i>Total Reserves</i>	0	0	0	0	0	0	0
<i>Ending Unreserved Budgetary Fund Balance</i>	5	0	0	0	0	0	0

Firefighter Health Care Fund (63100)

Amounts in \$1,000s	2023 Actuals	2024 Adopted	2024 Revised	2025 Proposed	2026 Proposed	2027 Projected	2028 Projected
Beginning Budgetary Fund Balance							
Beginning Balance Sheet Fund Balance	474	501	503				
Budgetary Fund Balance Adjustment	19	0	11				
<i>Beginning Budgetary Fund Balance</i>	493	501	515	505	505	506	506
Sources of Funds							
Employee Contributions	1,822	1,991	1,859	1,987	1,987	2,067	2,108
Interest earnings	12	9	13	13	13	14	14
Budget Adjustments							
Associated Revenues from Current Year CFD's			0				
Revenues from Current Year legislated ordinances			0				
<i>Total Budgetary Revenues</i>	1,835	2,000	1,872	2,000	2,000	2,081	2,122
Expenditures							
Health Care Services	1,813	2,000	1,881	2,000	2,000	2,081	2,122
Budget Adjustments							
Current Year Encumbrance CFD's			0				
Current Year Grant/Svc Contract/Capital CFD's			0				
Supplemental Changes			0				
<i>Total Budgetary Expenditures</i>	1,813	2,000	1,881	2,000	2,000	2,081	2,122
<i>Ending Balance Sheet Adjustment</i>	0						
<i>Ending Budgetary Fund Balance</i>	515	501	505	505	506	506	506
Financial Reserves - Revenue							
Current Year Grant/Svc Contract/Capital CFD Revenues	0						
Financial Reserves - Expense							
Current Year Encumbrance CFD's	0						
Current Year Grant/Svc Contract/Capital Expenditure CFD's	0						
Planning Reserves							
Health Care Claims Reserve	515	501	505	505	506	506	506
<i>Total Reserves</i>	515	501	505	505	506	506	506
<i>Ending Unreserved Budgetary Fund Balance</i>	0	0	0	0	0	0	0

FileLocal Agency Fund (67600)

Amounts in \$1,000s	2023 Actuals	2024 Adopted	2024 Revised	2025 Proposed	2026 Proposed	2027 Projected	2028 Projected
<u>Beginning Budgetary Fund Balance</u>							
Beginning Balance Sheet Fund Balance	0	0	0				
Beginning Budgetary Fund Balance	0	34	0	12	12	12	12
<u>Sources of Funds¹</u>							
Agency Revenue (Labor Reimbursement) ²	440	471	510	252	271	277	282
Total Budgetary Revenues	440	471	510	252	271	277	282
<u>Expenditures¹</u>							
FileLocal Agency	440	467	467	252	271	277	282
<u>Budget Adjustments</u>							
2024 Supplemental Changes			30				
Total Budgetary Expenditures	440	467	497	252	271	277	282
Ending Budgetary Fund Balance	0	37	12	12	12	12	12
<u>Financial Reserves -Revenues</u>							
Planning Reserves Revenues		55					
<u>Planning Reserves</u>							
Planning Reserves		55		1	3	20	51
Total Reserves	0	0	0	1	3	20	51
Ending Unreserved Budgetary Fund Balance	0	37	12	11	9	(7)	(39)

¹ Assumes 2% annual growth for both revenues and expenditures 2027-2028.
² Revised includes increased billing estimate to account for labor inflation approved after 2024 budget adoption.

Central Service Departments and Commissions – 2025-2026 Cost Allocation Factors

Central Service Department	Cost Allocation Factor
City Auditor	Count of audit reports per department over prior two-year period.
City Budget Office	Percent of FTE time spent on cost allocation departments/funds.
Civil Service Commission	Five-year average number of cases by department.
Office of Civil Rights	Enforcement: 2-year average number of cases filed by department. RSJI: Budgeted FTE by department. Policy: 100% General Fund Administration: Applied proportionally to department programs.
Office of Employee Ombud	Budgeted FTE by department.
Office of Intergovernmental Relations	Staff time and assignments by department.
Office of Sustainability and Environment	Management assessment of FTE time on work programs.
Law Department	Two-year average of civil attorney and paralegal service hours by department (excludes hours that are covered by direct billing via MOAs), including proportionate amount of overhead.
Legislative Department	City Clerk's Office based on number of Legislative items; Central Staff and Legislative Assistants on assignments; City Council 100% General Fund or by MOA.
State Examiner (State Auditor)	75% by PeopleSoft data points; 25% by budgeted FTEs.
Emergency Management	Actual operating expenditure dollar spread.

Adjustments from 2025-2026 Budget Factors:

- Civil Service Commission – Updated table to show that we use a rolling five year average due to the low number of cases per year. CBO has been using a five-year average for several cycles but the table was not updated.
- Office for Civil Rights RSJI Budget – For 2025-26, the RSJI budget will be split using 2024 Adopted Budget FTEs. The RSJI team has experienced historic vacancy rates over the last two years and saw a large reduction in the number of trainings being held in 2022-23 because of COVID and priority shifts. This training measure is not an accurate depiction of how the budget was being used. The department is shifting the RSJI focus away from a training-based approach to business to supporting RSJI needs of the City with project management, technical assistance, leadership trainings (cohorts), train the trainer programs, the RSJI Summit and IDT support for new RSJI charter. Currently, there are no historical measures for this type of work in OCR. Since their work affects all employees to some extent, Budgeted FTEs will be used until factors can be collected and applied.

Limited Tax General Obligation Bonds Debt Service by Funding Source - Information Only

Payer	Bond Issue	Project	2023	2024	2025
Arts Fund	2018A Bond Issue	King Station TI (from AK Corridor)	33,058	33,285	33,110
Arts Fund	2018B Bond Issue	King Station TI	462,414	460,478	461,342
Arts Fund Total			495,471	493,763	494,452
Bond Interest & Redemption Fund - LTGO	2010A BAB Issue	Alaskan Way Tunnel / Seawall	80,331	72,017	63,213
Bond Interest & Redemption Fund - LTGO	2010A BAB Issue	Bridge Rehab (BTG)	254,663	175,983	90,951
Bond Interest & Redemption Fund - LTGO	2010A BAB Issue	Bridge Seismic (BTG)	101,631	70,189	36,207
Bond Interest & Redemption Fund - LTGO	2010A BAB Issue	Fire Station Projects	25,033	17,097	8,756
Bond Interest & Redemption Fund - LTGO	2010A BAB Issue	Golf	3,091	2,108	1,104
Bond Interest & Redemption Fund - LTGO	2010A BAB Issue	King Street Station (BTG)	4,406	3,045	1,578
Bond Interest & Redemption Fund - LTGO	2010A BAB Issue	Mercer West (BTG)	101,170	69,878	36,128
Bond Interest & Redemption Fund - LTGO	2010A BAB Issue	Spokane (BTG)	56,729	39,194	20,273
Bond Interest & Redemption Fund - LTGO	2014 Bond Issue	Benaroya Hall Equipment	117,550	122,400	
Bond Interest & Redemption Fund - LTGO	2014 Bond Issue	SCIPDA-A	173,288	150,144	-
Bond Interest & Redemption Fund - LTGO	2014 Bond Issue	SCIPDA-B	186,394	161,572	-
Bond Interest & Redemption Fund - LTGO	2017B Bond Issue	SCIPDA Refunding	536,980	540,583	533,083
Bond Interest & Redemption Fund - LTGO	2024A Bond Issue	SCIPDA-A		20,403	173,500
Bond Interest & Redemption Fund - LTGO	2024A Bond Issue	SCIPDA-B		21,486	181,375
Bond Interest & Redemption Fund - LTGO Total			1,641,265	1,466,099	1,146,167
Cumulative Reserve Subfund - REET I	2010A BAB Issue	Fire Station Projects	575,813	574,704	572,773
Cumulative Reserve Subfund - REET I	2013A Bond Issue	Fire Facilities	709,859	-	-
Cumulative Reserve Subfund - REET I	2013A Bond Issue	North Precinct	234,953	-	-
Cumulative Reserve Subfund - REET I	2013A Bond Issue	Rainier Beach Community Center	367,725	-	-
Cumulative Reserve Subfund - REET I	2014 Bond Issue	North Precinct	445,956		
Cumulative Reserve Subfund - REET I	2015A Bond Issue	Fire Facilities	330,600	330,850	330,600
Cumulative Reserve Subfund - REET I	2015A Bond Issue	Northgate Land Acquisition	219,375	220,375	220,875
Cumulative Reserve Subfund - REET I	2015A Bond Issue	Zoo Garage	137,750		

Payer	Bond Issue	Project	2023	2024	2025
Cumulative Reserve Subfund - REET I	2016A Bond Issue	Fire Station 5	125,950	127,325	128,450
Cumulative Reserve Subfund - REET I	2016A Bond Issue	Fire Stations	693,950	693,950	697,825
Cumulative Reserve Subfund - REET I	2016A Bond Issue	Jail	88,525		
Cumulative Reserve Subfund - REET I	2016A Bond Issue	North Precinct	437,000		
Cumulative Reserve Subfund - REET I	2017 Bond Issue	Fire Station 22	440,500	439,250	437,500
Cumulative Reserve Subfund - REET I	2017 Bond Issue	Fire Station 5	285,300	288,050	285,300
Cumulative Reserve Subfund - REET I	2017B Bond Issue	Mercer Arena	331,325		
Cumulative Reserve Subfund - REET I	2018A Bond Issue	Fire Station 32	97,700	95,200	92,700
Cumulative Reserve Subfund - REET I	2021A Bond Issue	Fire station 31	677,100	677,350	676,850
Cumulative Reserve Subfund - REET I	2021A Bond Issue	Rainier Beach Community Center	102,333	286,323	322,344
Cumulative Reserve Subfund - REET I	2021B Bond Issue	Aquarium Expansion	553,815	554,915	555,965
Cumulative Reserve Subfund - REET I	2022A Bond Issue	Aquarium Expansion	832,200	834,700	834,900
Cumulative Reserve Subfund - REET I	2022A Bond Issue	Fire station 31	246,150	245,900	246,500
Cumulative Reserve Subfund - REET I	2022A Bond Issue	Rainier Beach Community Center	420,100	421,600	420,200
Cumulative Reserve Subfund - REET I	2023A Bond Issue	Aquarium Expansion	63,375	275,500	280,500
Cumulative Reserve Subfund - REET I	2023A Bond Issue	CWF Tribal Interp Ctr	206,014	915,500	918,250
Cumulative Reserve Subfund - REET I	2023A Bond Issue	Fire Facilities	111,944	800,000	800,500
Cumulative Reserve Subfund - REET I	2023A Bond Issue	Fire station 31	31,688	137,750	140,250
Cumulative Reserve Subfund - REET I	2023A Bond Issue	North Precinct	37,375		
Cumulative Reserve Subfund - REET I	2023A Bond Issue	Rainier Beach Community Center	58,139	416,000	418,250
Cumulative Reserve Subfund - REET I	2024A Bond Issue	Fire station 31		317,417	1,390,875
Cumulative Reserve Subfund - REET I Total			8,862,514	8,652,659	9,771,407
Cumulative Reserve Subfund - REET II	2010A BAB Issue	Alaskan Way Tunnel / Seawall (GF/CPT/REET I)	713,060	716,184	713,313
Cumulative Reserve Subfund - REET II	2010A BAB Issue	Bridge Rehab (BTG)		1,948,000	
Cumulative Reserve Subfund - REET II	2015A Bond Issue	Alaskan Way Viaduct	357,250	356,875	355,750
Cumulative Reserve Subfund - REET II	2015A Bond Issue	Aquarium Pier 59	130,125	129,250	128,125
Cumulative Reserve Subfund - REET II	2016A Bond Issue	Alaska Way Corridor (REET II)	319,700		

Payer	Bond Issue	Project	2023	2024	2025
Cumulative Reserve Subfund - REET II	2021A Bond Issue	W. Marginal Way	101,000	98,750	101,500
Cumulative Reserve Subfund - REET II	2021A Bond Issue	West Seattle Bridge & Misc. Transp. Projects	4,820,400	4,820,400	4,820,150
Cumulative Reserve Subfund - REET II	2022A Bond Issue	Alaskan Way Tunnel / Seawall	340,600	335,600	343,200
Cumulative Reserve Subfund - REET II	2022A Bond Issue	Aquarium Pier 59	1,351,900	1,357,400	1,357,200
Cumulative Reserve Subfund - REET II	2022A Bond Issue	Fremont Bridge Approaches	102,100	102,600	98,800
Cumulative Reserve Subfund - REET II	2022A Bond Issue	SR 519 (REET II)	189,000		
Cumulative Reserve Subfund - REET II	2022A Bond Issue	W. Marginal Way	81,400	79,650	78,250
Cumulative Reserve Subfund - REET II	2022A Bond Issue	West Seattle Bridge Immediate Response	1,718,200	1,721,950	1,721,350
Cumulative Reserve Subfund - REET II Total			10,224,735	11,666,659	9,717,638
Cumulative Reserve Subfund - Unrestricted	2008 Bond Issue	Park 90/5 Police Support Acquisition	-	-	-
Cumulative Reserve Subfund - Unrestricted	2012 Bond Issue	Joint Training Facility	-		
Cumulative Reserve Subfund - Unrestricted	2014 Bond Issue	North Precinct		447,831	445,631
Cumulative Reserve Subfund - Unrestricted	2015A Bond Issue	Park 90/5 Police Support Acquisition	1,083,000	1,076,500	1,072,875
Cumulative Reserve Subfund - Unrestricted	2015A Bond Issue	Zoo Garage		137,125	136,250
Cumulative Reserve Subfund - Unrestricted	2016A Bond Issue	Alaska Way Corridor (REET II)		320,450	320,700
Cumulative Reserve Subfund - Unrestricted	2016A Bond Issue	Fire Stations		-	
Cumulative Reserve Subfund - Unrestricted	2016A Bond Issue	Jail		85,775	87,900
Cumulative Reserve Subfund - Unrestricted	2016A Bond Issue	North Precinct		439,125	440,500
Cumulative Reserve Subfund - Unrestricted	2017 Bond Issue	Fire Stations		-	
Cumulative Reserve Subfund - Unrestricted	2017B Bond Issue	Mercer Arena		331,390	331,015
Cumulative Reserve Subfund - Unrestricted	2022A Bond Issue	Joint Training Facility	128,100		
Cumulative Reserve Subfund - Unrestricted	2023A Bond Issue	North Precinct		268,500	265,250
Cumulative Reserve Subfund - Unrestricted Total			1,211,100	3,106,696	3,100,121
Finance & Administrative Services Fund	2015A Bond Issue	City Hall	752,750	758,375	757,375
Finance & Administrative Services Fund	2015A Bond Issue	Justice Center	1,914,250	1,919,750	1,926,125
Finance & Administrative Services Fund	2015A Bond Issue	Seattle Municipal Tower & Police Support	8,547,819	8,524,006	8,497,369

Payer	Bond Issue	Project	2023	2024	2025
Finance & Administrative Services Fund	2016A Bond Issue	Financial IT Upgrades (FAS)	2,338,500	2,342,125	
Finance & Administrative Services Fund	2016A Bond Issue	SMT IDT Server Closets	369,000		
Finance & Administrative Services Fund	2017 Bond Issue	Financial IT Upgrades (FAS)	1,730,500	1,730,750	1,727,250
Finance & Administrative Services Fund	2018A Bond Issue	Financial IT Upgrades (FAS)	1,063,000	1,059,250	1,058,500
Finance & Administrative Services Fund	2019A Bond Issue	FAS IT Initiative	126,000	130,750	130,125
Finance & Administrative Services Fund	2019A Bond Issue	SMT Chiller	373,750	374,875	375,250
Finance & Administrative Services Fund	2020 Bond Issue	City Hall-R	3,075,018	2,328,850	2,343,350
Finance & Administrative Services Fund	2020 Bond Issue	Justice Center-R	3,077,682	2,334,350	2,343,600
Finance & Administrative Services Fund	2020 Bond Issue	Seattle Municipal Tower Elevator Rehab	155,500	155,250	154,750
Finance & Administrative Services Fund	2020 Bond Issue	SMT Chiller	673,250	675,500	676,500
Finance & Administrative Services Fund	2021A Bond Issue	Human Capital Management System	949,750	951,000	950,500
Finance & Administrative Services Fund	2021A Bond Issue	Seattle Municipal Tower Elevator Rehab	513,250	516,750	514,250
Finance & Administrative Services Fund	2022A Bond Issue	City Hall	364,750	1,129,750	1,124,150
Finance & Administrative Services Fund	2022A Bond Issue	Human Capital Management System	2,472,350	2,474,600	2,475,800
Finance & Administrative Services Fund	2022A Bond Issue	Justice Center	364,750	1,129,750	1,124,150
Finance & Administrative Services Fund	2022A Bond Issue	Seattle Municipal Tower Elevator Rehab	1,096,200	1,100,950	1,101,150
Finance & Administrative Services Fund	2022A Bond Issue	SMT Base	136,500		
Finance & Administrative Services Fund	2023A Bond Issue	Human Capital Management System	163,674	1,403,250	1,400,750
Finance & Administrative Services Fund	2023A Bond Issue	Seattle Municipal Tower Elevator Rehab	50,826	365,750	364,500
Finance & Administrative Services Fund	2024A Bond Issue	Seattle Municipal Tower Elevator Rehab		104,903	739,000

Finance & Administrative Services Fund Total			30,309,069	31,510,533	29,784,444
---	--	--	-------------------	-------------------	-------------------

General Fund	2010A BAB Issue	Bridge Rehab (BTG)	4,995,344	2,739,596	
General Fund	2010A BAB Issue	Bridge Seismic (BTG)		2,342,472	
General Fund	2014 Bond Issue	South Park Bridge	672,150	565,700	-
General Fund	2015A Bond Issue	South Park Bridge	338,775	338,775	338,275
General Fund	2015B Bond Issue	Pike Market PCN	1,943,006	1,943,953	1,946,931
General Fund	2016A Bond Issue	Financial IT Upgrades (GF)	582,000	584,250	
General Fund	2016A Bond Issue	Northgate Land Acquisition	423,825	427,575	425,450

Payer	Bond Issue	Project	2023	2024	2025
General Fund	2016B Bond Issue	Pike Market PCN	394,506	393,956	392,950
General Fund	2017 Bond Issue	City Center Streetcar (CPT-10%)		201,985	
General Fund	2017 Bond Issue	Financial IT Side Systems	231,250	226,250	231,000
General Fund	2017 Bond Issue	Financial IT Upgrades (GF)	323,750	319,750	320,250
General Fund	2017 Bond Issue	Municipal Court IT	335,250	330,750	330,750
General Fund	2018A Bond Issue	Financial IT Upgrades (GF)	170,250	168,250	171,000
General Fund	2018A Bond Issue	Financial IT Upgrades Side Systems	48,500	46,500	49,500
General Fund	2018A Bond Issue	Muni Court IT	730,000	735,000	733,250
General Fund	2018A Bond Issue	Pay Stations	295,500	297,750	299,250
General Fund	2018A Bond Issue	Police IT	151,750	150,500	149,000
General Fund	2019A Bond Issue	Criminal Justice IT	457,375	458,625	458,875
General Fund	2019A Bond Issue	Police Car Computers	713,000	708,875	708,375
General Fund	2020 Bond Issue	Criminal Justice IT Criminal Justice Information System Projects	1,280,250	1,282,500	1,282,250
General Fund	2021A Bond Issue	Criminal Justice Information System Projects	886,500	885,000	887,000
General Fund	2022A Bond Issue	Criminal Justice Information System Projects	1,831,900	1,836,900	1,832,100
General Fund	2022A Bond Issue	Magnuson Bldg 30 Criminal Justice Information System Projects	305,800	306,800	
General Fund	2023A Bond Issue	Criminal Justice Information System Projects	212,694	1,824,000	1,822,250
General Fund	2024A Bond Issue	Criminal Justice Information System Projects		79,264	663,125
General Fund	2024A Bond Issue	South Park Bridge		92,444	650,875
General Fund Total			17,323,375	19,287,421	13,692,456
Information Technology Fund	2013A Bond Issue	Data Center	286,000		
Information Technology Fund	2014 Bond Issue	Data Center Long	874,900	877,200	
Information Technology Fund	2016A Bond Issue	Data Center Long	225,750	221,125	221,125
Information Technology Fund	2017 Bond Issue	Sea Muni Twr TI	523,750	528,250	526,500
Information Technology Fund	2019A Bond Issue	Data & Phone	576,000	577,375	577,500
Information Technology Fund	2019A Bond Issue	IT Computing	244,375	244,375	243,875

Payer	Bond Issue	Project	2023	2024	2025
Information Technology Fund	2019A Bond Issue	SMT Remodel-IT	263,000	262,250	265,875
Information Technology Fund	2020 Bond Issue	Data & Phone	931,500	931,750	930,250
Information Technology Fund	2020 Bond Issue	IT Architecture	140,750	140,500	140,000
Information Technology Fund	2020 Bond Issue	SMT Remodel-IT	127,500	127,750	127,750
Information Technology Fund	2021A Bond Issue	Computing Services Architecture	815,750	811,750	816,500
Information Technology Fund	2021A Bond Issue	Data and Telephone Infrastructure	1,456,500	1,454,750	1,455,500
Information Technology Fund	2022A Bond Issue	Computing Services Architecture	154,750	154,250	154,650
Information Technology Fund	2022A Bond Issue	Data and Telephone Infrastructure	599,000	597,750	599,950
Information Technology Fund	2023A Bond Issue	Computing Services Architecture	96,778	828,000	830,000
Information Technology Fund	2023A Bond Issue	Data and Telephone Infrastructure	228,313	1,957,250	1,956,000
Information Technology Fund	2024A Bond Issue	Computing Services Architecture		67,257	566,500
Information Technology Fund	2024A Bond Issue	Data and Telephone Infrastructure		58,229	483,000
Information Technology Fund Total			7,544,615	9,839,811	9,894,975
Library Fund	2022A Bond Issue	Library Garage	386,200	384,200	390,000
Library Fund Total			386,200	384,200	390,000
Parks & Recreation Fund	2010A BAB Issue	Golf	71,274	69,280	72,242
Parks & Recreation Fund	2013A Bond Issue	Golf	101,356	-	-
Parks & Recreation Fund	2013B Bond Issue	Magnuson Bldg 11	546,491	549,728	546,750
Parks & Recreation Fund	2013B Bond Issue	Magnuson Bldg 30	487,990	487,523	486,000
Parks & Recreation Fund	2014 Bond Issue	Golf	374,863	314,431	-
Parks & Recreation Fund	2015A Bond Issue	Golf	137,300	133,300	134,175
Parks & Recreation Fund	2021A Bond Issue	Golf	145,924	162,550	161,375
Parks & Recreation Fund	2022A Bond Issue	Aquarium Pier 59 Entry	164,650	162,400	166,400
Parks & Recreation Fund	2022A Bond Issue	Golf	270,900	272,150	264,750
Parks & Recreation Fund	2023A Bond Issue	Golf	15,979	114,250	110,750
Parks & Recreation Fund	2024A Bond Issue	Golf		51,549	362,125
Parks & Recreation Fund Total			2,316,727	2,317,160	2,304,567

Payer	Bond Issue	Project	2023	2024	2025
Payroll Expense Tax Fund	2023A Bond Issue	Drive Clean EV Charging Electrical	49,653	477,500	475,500
Payroll Expense Tax Fund	2024A Bond Issue	Infrastructure Upgrades		16,340	69,625
Payroll Expense Tax Fund Total			49,653	493,840	545,125
Seattle Center Fund	2021B Bond Issue	Seattle Center Signage	861,638	864,138	866,538
Seattle Center Fund	2022A Bond Issue	McCaw Hall (long)	120,750		
Seattle Center Fund Total			982,388	864,138	866,538
Short Term Rental Tax Fund	2018B Bond Issue	Low Income Housing	1,354,268	1,358,268	1,357,753
Short Term Rental Tax Fund	2019B Bond Issue	Low Income Housing	650,869	651,903	652,440
Short Term Rental Tax Fund Total			2,005,136	2,010,170	2,010,193
SPU Drainage & Wastewater Fund	2015A Bond Issue	Seattle Municipal Tower & Police Support	43,523	43,401	43,266
SPU Drainage & Wastewater Fund	2022A Bond Issue	Joint Training Facility	7,350		
SPU Drainage & Wastewater Fund Total			50,873	43,401	43,266
SPU Solid Waste Fund	2015A Bond Issue	Seattle Municipal Tower & Police Support	26,114	26,041	25,959
SPU Solid Waste Fund	2022A Bond Issue	Joint Training Facility	4,200		
SPU Solid Waste Fund Total			30,314	26,041	25,959
SPU Water Fund	2015A Bond Issue	Seattle Municipal Tower & Police Support	87,045	86,803	86,531
SPU Water Fund	2022A Bond Issue	Joint Training Facility	12,600		
SPU Water Fund Total			99,645	86,803	86,531
Transportation Fund	2010A BAB Issue	Bridge Rehab (BTG)	301,583	749,622	5,524,616
Transportation Fund	2010A BAB Issue	Bridge Rehab (CPT-10%, Previously GF)	425,000	425,000	425,000
Transportation Fund	2010A BAB Issue	Bridge Seismic (BTG)	2,286,294		2,368,494
Transportation Fund	2010A BAB Issue	King Street Station (BTG)	98,942	101,181	103,202
Transportation Fund	2010A BAB Issue	Mercer West (BTG)	1,692,803	1,730,550	1,759,600

Payer	Bond Issue	Project	2023	2024	2025
Transportation Fund	2010A BAB Issue	Mercer West (BTG) (from 2010A BABS Mercer)	582,554	596,292	603,734
Transportation Fund	2010A BAB Issue	Spokane (BTG)	1,275,152	1,304,559	1,326,150
Transportation Fund	2015A Bond Issue	Alaska Way Corridor (CPT-2.5%)	279,350	281,100	282,350
Transportation Fund	2015A Bond Issue	Bridge Rehab (BTG)	282,875	286,750	285,000
Transportation Fund	2015A Bond Issue	Bridge Rehab (CPT10%)	346,750	346,500	345,750
Transportation Fund	2015A Bond Issue	Bridge Seismic (BTG)	112,125	112,750	113,125
Transportation Fund	2015A Bond Issue	CWF Overlook (CPT-2.5%)	94,675	91,925	94,050
Transportation Fund	2015A Bond Issue	King Street Station (BTG)	236,500	232,375	232,875
Transportation Fund	2015A Bond Issue	Mercer (from zoo bonds) (BTG)	1,119,875	1,119,000	1,115,875
Transportation Fund	2016A Bond Issue	23rd Ave Corridor (CPT-10%)	506,375	506,750	506,375
Transportation Fund	2016A Bond Issue	Alaska Way Corridor (CPT-2.5%)	588,210	587,959	586,870
Transportation Fund	2016A Bond Issue	Bridge Rehab (BTG)	966,500	964,625	970,750
Transportation Fund	2016A Bond Issue	Habitat Beach (Repurpose from Main Corridor in 2018)	228,261	228,163	227,741
Transportation Fund	2016A Bond Issue	King Street Station (BTG)	116,250	116,625	116,750
Transportation Fund	2016A Bond Issue	S. Lander St. Grade Separation (Repurpose from Main Corridor in 2018)	61,455	61,429	61,315
Transportation Fund	2016A Bond Issue	Seawall (CPT-2.5%)	534,750	539,250	537,875
Transportation Fund	2016A Bond Issue	Spokane (BTG) (Redirected from Jail)	260,400	257,275	253,900
Transportation Fund	2016A Bond Issue	Transit Corridor	62,225	60,475	63,600
Transportation Fund	2017 Bond Issue	23rd Ave Corridor (CPT-10%)	64,192	65,520	63,750
Transportation Fund	2017 Bond Issue	Alaska Way Corridor (CPT-2.5%)	126,416	126,416	127,856
Transportation Fund	2017 Bond Issue	Alaskan Way Main Corridor (From Habitat Beach - Bond Debacle)	202,986	203,736	202,341
Transportation Fund	2017 Bond Issue	Alaskan Way Main Corridor (From Lander, which was from this project originally) - 2018 Bond Debacle)	67,159	67,159	67,924

Payer	Bond Issue	Project	2023	2024	2025
Transportation Fund	2017 Bond Issue	Bridge Rehab (CPT-10%)	158,040	156,240	156,578
Transportation Fund	2017 Bond Issue	City Center Streetcar (CPT-10%)	313,500	108,515	312,250
Transportation Fund	2017 Bond Issue	Habitat Beach (Combining Seawall/BridgeRehab/23rd in 2018 and Repurposing)	41,576	41,729	41,443
Transportation Fund	2017 Bond Issue	Northgate Bridge and Cycle Track (CPT-10%) (Repurpose from Bridge Rehab in 2018)	172,088	170,128	170,496
Transportation Fund	2017 Bond Issue	S. Lander St. Grade Separation (Repurpose from Main Corridor in 2018)	201,476	201,476	203,771
Transportation Fund	2017 Bond Issue	Seawall LTGO (CPT-10%)	1,447,318	1,449,098	1,445,093
Transportation Fund	2017B Bond Issue	CWF Overlook (CPT-2.5%)	222,920	224,630	226,005
Transportation Fund	2018A Bond Issue	Alaska Way Corridor (CPT-2.5%)	439,193	442,215	439,890
Transportation Fund	2018B Bond Issue	CWF Overlook (CPT-2.5%)	234,940	234,540	235,130
Transportation Fund	2018B Bond Issue	Main Corridor (from King)	63,056	62,792	62,910
Transportation Fund	2019A Bond Issue	AWV Habitat Beach (CPT-2.5%)	83,400	81,400	84,275
Transportation Fund	2019A Bond Issue	CWF Alaskan Way Corridor (CPT-2.5%)	927,700	930,075	931,200
Transportation Fund	2019A Bond Issue	Elliot Bay Seawall (CPT-2.5%)	214,950	211,450	212,825
Transportation Fund	2019B Bond Issue	CWF Overlook (CPT-2.5%)	67,633	66,695	65,728
Transportation Fund	2020 Bond Issue	CWF Alaskan Way Corridor (CPT-2.5%)	863,350	864,350	864,100
Transportation Fund	2020 Bond Issue	CWF Overlook (CPT-2.5%)	99,850	102,100	99,100
Transportation Fund	2021A Bond Issue	23rd Ave (Rdcd for MW (BTG) (from 2011 Spokane))	126,909	352,706	399,564
Transportation Fund	2021A Bond Issue	AAC Northgate (BTG) (from 2011 Spokane)	102,437	284,693	322,515
Transportation Fund	2021A Bond Issue	Alaskan Way Main Corridor (CPT-2.5%)	598,550	600,550	601,800
Transportation Fund	2021A Bond Issue	Arterial Asphalt & Concrete (from 2011 Spokane (BTG))	10,146	28,199	31,945
Transportation Fund	2021A Bond Issue	Arterial Asphalt & Concrete (from Linden (BTG) (from 2011 Spokane))	6,064	16,854	19,093
Transportation Fund	2021A Bond Issue	Bridge Rehab (BTG) (from 2011 Spokane)	83,188	231,312	261,995

Payer	Bond Issue	Project	2023	2024	2025
Transportation Fund	2021A Bond Issue	Bridge Seismic (BTG)	44,004	119,664	138,419
Transportation Fund	2021A Bond Issue	Bridge Seismic (BTG) (from 2011 Bridge Rehab)	132,139	367,652	416,324
Transportation Fund	2021A Bond Issue	Bridge Seismic (BTG) (from 2011 Spokane)	56,340	156,581	177,383
Transportation Fund	2021A Bond Issue	Chesiahud (BTG) (from 2011 Spokane)	25,609	71,173	80,629
Transportation Fund	2021A Bond Issue	King Street Station (BTG)	91,380	257,433	288,969
Transportation Fund	2021A Bond Issue	Linden (BTG) (Rdcd for AA - from 2011 Spokane)	34,911	97,023	109,913
Transportation Fund	2021A Bond Issue	Mercer West (CPT)	184,448	507,235	579,844
Transportation Fund	2021A Bond Issue	Mercer West (CPT) (from 2011 Bridge Rehab - BTG)	62,592	174,151	197,206
Transportation Fund	2021A Bond Issue	Mercer West (CPT) (from 2011 Spokane)	46,097	128,112	145,132
Transportation Fund	2021A Bond Issue	Mercer West (from 23rd (BTG) (from 2011 Spokane))	6,259	17,395	19,706
Transportation Fund	2021A Bond Issue	Seawall (CPT)	286,402	796,329	883,331
Transportation Fund	2021A Bond Issue	Sidewalks (BTG) (from 2011 Spokane)	25,609	71,173	80,629
Transportation Fund	2021A Bond Issue	Spokane (Rdcd for AAC (BTG) (Orig Proj))	25,707	71,444	80,935
Transportation Fund	2021B Bond Issue	Overlook Walk and East-West Connections Project (CPT-2.5%)	262,558	260,708	263,858
Transportation Fund	2022A Bond Issue	Alaskan Way Main Corridor (CPT-2.5%)	718,850	718,600	715,800
Transportation Fund	2022A Bond Issue	Linden (BTG)	387,550	391,800	388,400
Transportation Fund	2022A Bond Issue	Mercer West (CPT) (from 2012 Mercer)	316,550	311,300	312,900
Transportation Fund	2022A Bond Issue	Overlook Walk and East-West Connections Project (CPT-2.5%)	321,600	324,850	324,050
Transportation Fund	2022A Bond Issue	Seawall (CPT) Overlook Walk and East-West	177,550	176,800	177,000
Transportation Fund	2023A Bond Issue	Connections Project (CPT-2.5%)	51,368	227,250	228,000
Transportation Fund Total			22,655,464	23,271,400	31,162,999

Glossary

Annual Comprehensive Financial Report of the City (ACFR): The City's audited annual financial statements prepared by the Department of Finance & Administrative Services.

Appropriation: A legal spending authorization granted by the City Council, the City's legislative authority, to make expenditures and/or incur obligations for specific purposes.

Biennial Budget: A budget covering a two-year period. Under state law, a biennium begins with an odd-numbered year.

Budget - Adopted and Proposed: The Mayor submits to the City Council a recommended revenue and expenditure level for all City operations for the coming fiscal year as the Proposed Budget. When the City Council agrees upon the revenue and expenditure levels, the Proposed Budget becomes the Adopted Budget, funds are appropriated, and legal expenditure limits are established.

Budget - Endorsed: The City of Seattle implements biennial budgeting through the sequential adoption of two one-year budgets. When adopting the budget for the first year of the biennium, the Council endorses a budget for the second year. The Endorsed Budget is the basis for a Proposed Budget for the second year of the biennium, and is reviewed and adopted in the fall of the first year of the biennium.

Budget Control Level: The level at which expenditure appropriations are controlled to meet State and City budget law provisions.

Capital Assets: Assets of significant value and having a useful life of at least 10 years or more. Capital assets may also be referred to as "fixed assets."

Capital Improvement Program (CIP): Annual appropriations from specific funding sources are shown in the City's budget for certain capital purposes such as street improvements, building construction, and some kinds of facility maintenance. These appropriations are supported by a six-year allocation plan detailing all projects, fund sources, and expenditure amounts, including many multi-year projects that require funding beyond the one-year period of the annual budget. The allocation plan covers a six-year period and is produced as a separate document from the budget document.

Chart of Accounts: A list of expenditure, revenue, and other accounts describing and categorizing financial transactions.

Community Development Block Grant (CDBG): A U.S. Department of Housing and Urban Development (HUD) annual grant to Seattle and other local governments to support economic development projects, human services, low-income housing, and services in low-income neighborhoods.

Cost Allocation: Distribution of costs based on some proxy for costs incurred or benefits received.

Cumulative Reserve Subfund (CRS): A significant source of ongoing local funding to support capital projects in general government departments. The CRS consists of two accounts: the Capital Projects Account and the Revenue Stabilization Account. The Capital Projects Account has six subaccounts: REET I, REET II, Unrestricted, South Lake Union Property Proceeds, Asset Preservation Subaccount - Fleets and Facilities, and the Street Vacation Subaccount. The Real Estate Excise Tax (REET) is levied on all sales of real estate, with the first .25% of the locally imposed tax going to REET I and the second .25% to REET II. State law specifies how each REET can be spent.

Debt Service: Annual principal and interest payments the City owes on money it has borrowed.

Errata: Adjustments, corrections, and new information sent by departments through the City Budget Office to the City Council during the Council's budget review as an adjunct to the Mayor's Proposed Budget. The purpose is to adjust the Proposed Budget to reflect information not available upon submittal and to correct inadvertent errors.

Glossary

Full-Time Equivalent (FTE): A term expressing the amount of time for which a position has been budgeted in relation to the amount of time a regular, full-time employee normally works in a year. Most full-time employees (1.00 FTE) are paid for 2,088 hours in a year (or 2,096 in a leap year). A position budgeted to work half-time for a full year, or full-time for only six months, is 0.50 FTE.

Fund: An accounting entity with a set of self-balancing revenue and expenditure accounts used to record the financial affairs of a governmental organization.

Fund Balance: The difference between the assets and liabilities of a particular fund. This incorporates the accumulated difference between the revenues and expenditures each year.

General Fund: A central fund into which most of the City's general tax revenues and discretionary resources are pooled, and which is allocated to support many of the operations of City government. Beginning with the 1997 Adopted Budget, the General Fund was restructured to encompass a number of subfunds, including the General Fund Subfund (comparable to the "General Fund" in prior years) and other subfunds designated for a variety of specific purposes. These subfunds are listed and explained in more detail in department chapters, as well as in the Funds, Subfunds, and Other section of the budget document.

Grant-Funded Position: A position funded 50% or more by a categorical grant to carry out a specific project or goal. Seattle Municipal Code 4.04.030 specifies that "categorical grant" does not include Community Development Block Grant funds, nor any funds provided under a statutory entitlement or distribution on the basis of a fixed formula including, but not limited to, relative population.

Neighborhood Matching Subfund (NMF): A fund supporting partnerships between the City and neighborhood groups to produce neighborhood-initiated planning, organizing, and improvement projects. The City provides a cash match to the community's contribution of volunteer labor, materials, professional services, or cash. The NMF is administered by the Department of Neighborhoods.

Operating Budget: That portion of a budget dealing with recurring expenditures such as salaries, electric bills, postage, printing, paper supplies, and gasoline.

PeopleSoft 9.2: The City's central accounting system managed by the Department of Finance & Administrative Services.

Position/Pocket Number: A term referring to the title and unique position identification number assigned to each position authorized by the City Council through the budget or other ordinances. Positions may have a common title name, but each position has its own unique identification number assigned by the Records Information Management Unit of the Seattle Department of Human Resources at the time position authority is approved by the City Council. Only one person at a time can fill a regularly budgeted position. An exception is in the case of job-sharing, where two people work part-time in one full-time position.

Program: A group of services within a department, aligned by common purpose.

Reclassification Request: A request to change the job title or classification for an existing position. Reclassifications are subject to review and approval by the Classification/Compensation Unit of the Seattle Department of Human Resources and are implemented upon the signature of the Director of Human Resources, as long as position authority has been established by ordinance.

Reorganization: Reorganization refers to changes in the budget and reporting structure within departments.

SUMMIT: The City's former central accounting system managed by the Department of Finance & Administrative Services.

Sunsetting Position: A position funded for only a specified length of time by the budget or enabling ordinance.

TES (Temporary Employment Service): A program managed by the Seattle Department of Human Resources. TES places temporary workers in departments for purposes of filling unanticipated, short-term staffing needs, such as vacation coverage, positions vacant until a regularly-appointed hire is made, and special projects.

Glossary

Type of Position: There are two types of budgeted positions. They are identified by one of the following characters: **F** for **Full-Time** or **P** for **Part-Time**.

- **Regular Full-Time** is defined as a position budgeted for 2,088 compensated hours per year, 40 hours per week, 80 hours per pay period, and is also known as one full-time equivalent (FTE).
- **Regular Part-Time** is defined as a position designated as part time, and requiring an average of 20 hours or more, but less than 40 hours of work per week during the year. This equates to an FTE value of at least 0.50 and no more than 0.99.



Legislation Text

File #: CF 314538, **Version:** 1

2025 - 2030 Proposed Capital Improvement Program (CIP).

CITY OF

Seattle, Washington

**2025-2030 Proposed
Capital Improvement Program**



PRINTED ON RECYCLED PAPER

In response to the Americans with Disabilities Act (ADA), material from the budget is available in alternative formats and languages. To make a request, or for more information, please call the City Budget Office at (206) 615-1962.

CITY OF SEATTLE

2025-2030 Proposed Capital Improvement Program

Mayor Bruce Harrell

City Budget Office

Dan Eder, Interim Director
Jeanette Blankenship, Deputy Director
Leah Tivoli, Director, Innovation & Performance

Budget Leads:

Jennifer Devore	Lisa Gaccione	Dave Hennes	Janis Jordan	Daniel Kirk	Zack Kuentz	Saroja Reddy
Stephen Barham	Andrew Dziedzic	Julia Juarez-Kosteinik	Greg Shiring			
Laura Bet	Loida Erhard	Sawyer Junger	Paige St. George			
Aaron Blumenthal	Nicole Evans	Elise Kalstad	Linda Taylor-Manning			
Jennifer Breeze	Shino Fibbs	Ramandeep Kaur	Jaclyn Tsiang			
Sarah Burtner	Candice Foote	Alan Lee	Nick Tucker			
Lorine Cheung	Justin Hellier	Tim Morrison	Caleb Wagenaar			
Matt Courtois	Madeline Hernandez	Christie Parker	Kenneth Wong			
Geoffrey Detweiler	Akshay Iyengar	Alex Rouse	Michael Wypyszinski			
Kailani DeVille	Miguel Jimenez	Joseph Russell	Alexandria Zhang			
Long Dinh	Alena Johnson	Adam Schaefer				

City of Seattle
2025-2030 Adopted Capital Improvement Program

Table of Contents

Introduction

Reader’s Guide.....	i
Overview	2

Culture and Recreation

Parks and Recreation	19
Seattle Center	113
Seattle Public Library	146

Transportation	160
-----------------------------	------------

Seattle City Light	271
---------------------------------	------------

Seattle Public Utilities

Drainage and Wastewater	437
Solid Waste	468
Water	482
Technology Projects.....	532

Administration

Finance and Administrative Services.....	553
Information Technology	586

Appendix

Appendix A: New or Expanded Capital Facilities.....	582
Appendix B: Capital Projects Passing the \$5 Million Threshold	591

Glossary	592
-----------------------	------------

Reader's Guide to the 2025-2030 Proposed Capital Improvement Program

The City of Seattle's 2025-2030 Proposed Capital Improvement Program (CIP) includes an overview, departmental sections, appendices, and a glossary. The overview provides information on the CIP, allocations, funding sources for capital projects, significant initiatives, support for neighborhoods and neighborhood plan projects, and policies guiding the City's capital investments.

Departmental sections comprise most of the CIP document and contain detailed information on each of the capital projects. The following departments have sections in this book: Seattle Parks and Recreation, Seattle Center, Seattle Public Library, Seattle Department of Transportation, Seattle City Light, Seattle Public Utilities, Seattle Information Technology, and Finance and Administrative Services. Appendix A lists new or expanded capital facilities as required by the Growth Management Act. Appendix B lists all projects that will exceed \$5 million with their 2025 appropriation as required by Resolution 31203.

Reading CIP Project Pages

CIP project pages, located in the departmental sections of the CIP, provide the most detailed information about a project. The project pages contain the following information:

Project Type: Projects will have one of three project types: Discrete, Ongoing, or Debt Service. Discrete projects are those with a distinct start and end date and build an individual asset. Ongoing CIP projects are departmental CIP programs that build or maintain a group of similar assets. Debt Service projects show the dedicated funding stream to pay the debt service for a project or group of projects.

Project No.: Unique number identifying a project in the City's financial management system.

Start/End Date: Estimated Start and End year of a discrete project. Projects without a determined start or end date may show as "TBD" or "On Hold." Projects categorized as "Ongoing" in the Project Type field are programmatic and continue year after year, therefore they do not display a Start/End Date.

BCL (Budget Control Level)/Program Code, BCL/Program Name: A grouping of similar projects into department-specific programs. Also reflects the level at which expenditures are controlled to meet state budget law provisions.

Current Project Stage: The current stage of a discrete CIP project during budget planning (August of the budget development year).

Stage 1—Pre-project Development: All master planning, asset planning, and needs identification. Rough order of magnitude cost estimate¹ for CIP budget established at the end of Stage 1.

¹ The City's budget ordinance requires that a project be assigned a CIP ID number before spending may occur on a project. As a result, Stage 1 project cost estimates/budgets are "Rough Order of Magnitude" estimates based on previously constructed projects or high-level cost estimates which use generic assumptions. Departments refine cost estimates at the end of Stage 2.

Stage 2—Initiation, Project Definition & Planning: Define project and create Project Management Plan (or pre-design package) which sets the project baseline (scope, schedule and budget) from which a department measures variance.

Stage 3—Design: 30%-100% design work.

Stage 4—Procurement/Bid: Advertisement, bid review, bid award, and Notice to Proceed.

Stage 5—Construction: All construction activities. (Note: The term *Execution* is used for Seattle Information Technology).

Stage 6—Closeout: Final project closeout items, includes financial closeout.

Project Category: Projects are identified as New Facilities, Improvements to Existing Facilities, or Rehabilitation or Restoration of Existing Facilities. Technology projects, or those that do not fit into the categories above, are identified as New Investments.

Location: Street address, intersection, or general location of a project.

Neighborhood District: The City is divided into 13 neighborhood districts. This field indicates in which (if any) neighborhood district(s), a project is located. Some projects are located in more than one neighborhood district or outside the city and are noted as such.

Council District: The City is divided into seven Council districts. This field indicates in which (if any) council district(s), a project is located. Some projects are located in more than one council district or outside the city and are noted as such.

Total Project Cost: The expected total project cost estimate of a Discrete project. The Total Project Cost includes any “out year” spending (spending outside the current six-year CIP).

Urban Village: This field indicates whether a project is located in an Urban Village, a designated geographic area expected to accommodate future population and job growth, as defined by the Comprehensive Plan’s growth management strategy.

Project Description: Information about the purpose, scope, and history of the project.

Resources: The Resources are sources of money supporting a particular project such as grants, private donations, debt, Real Estate Excise Taxes, etc. The Resources Table lists the project’s revenue sources, life-to-date (LTD) expenditures through the prior year; the current year revised budget (including Adopted Budget, carry-forward balances, abandonments, and supplemental appropriations); proposed/adopted appropriations; and estimated appropriation requests for the remaining five years of the CIP period.

Fund Appropriations/Allocations: This table lists the appropriating funds and the annual appropriation total for that specific project for the current year and adopted budget year.

Financial Planning Strategy: The financial planning strategy section appears on CIP Project Pages for discrete projects that are large enough to be part of the Project Cost Estimate Review and Validation

Process, as described in the CIP Overview. The financial planning strategy discusses the overall funding plan for the life of the project.

Unsecured Funding: The “Unsecured Funding” table shows the portion of the project cost that does not have committed funding. The “Unsecured Funding Strategy” discusses the department’s plan to secure funding for that portion of the project.

O&M Costs (Savings): Description of estimated increases or decreases in operations and maintenance costs as a result of a capital project. “NA” denotes that operations and maintenance costs are not calculated.

Capital Improvement Program

Overview

Capital Improvement Program Purpose

The Capital Improvement Program (CIP) is a six-year financial planning tool that identifies future capital investments and potential strategies for funding those investments. The CIP also satisfies various requirements of cities planning under Washington State's Growth Management Act.

Introduction

The City of Seattle owns and operates a variety of physical assets, ranging from community parks, roadways, bridges, office buildings, libraries, open space, fire stations, maintenance yards, facilities at Seattle Center, and more. The City must properly maintain these assets in order to ensure they are safe, lasting, and provide a welcoming and usable space to serve their intended purposes. The City's utility infrastructure is also included in the CIP, including electric, solid waste, water and wastewater utility assets. The City's capital infrastructure supports City operations, direct public services and programs, and in some cases, provides direct public benefits themselves.

Every year during the annual budget process, the City adopts a six-year CIP, which outlines anticipated investments over that timeframe. The 2025-2030 Proposed CIP totals \$8.1 billion over six years, with approximately \$1.26 billion of that amount designated for the 2025 budget year.

The 2025-2030 Proposed CIP is a compilation of all CIP adjustments made through the Year End Supplemental period for the 2024 Revised budget. This includes all legislative action that occurred in the following periods:

- 2024 Midyear Supplemental budget adjustments,
- 2024 Year-end Supplemental budget adjustments,
- Stand-alone legislation and administrative adjustments made prior to the year-end Supplemental.

All allocation totals listed in this document are the sum of the project adjustments made in the periods listed above.

Capital Planning Policies

The City has historically based capital planning efforts on a set of criteria that help set priorities among potential capital programs. [Resolution 31203](#), adopted in June 2010, set out the following policies to guide the City's capital spending:

- preserve and maintain existing capital assets;
- support the goals of the City's plans;
- support economic development;
- consider external funding possibilities;
- consider revenue-generating possibilities;
- seek regional funding for regional projects;
- pursue cost-saving commitments; and,
- pursue conservation and sustainability investments.

Additional specific considerations include:

- compliance with regulatory requirements;
- coordination between departments and with other jurisdictions; and
- public safety and health.

Project Cost Estimate Review and Validation Process

The 2025-2030 Proposed CIP continues to incorporate the process that was developed in 2019 through the work of the capital department Directors group. This process reflects an improved approach to budgeting for large, discrete CIP projects in early stages of development and provides Council and the public with a better understanding of the risk and uncertainty associated with each of the projects.

The key elements of the process are:

- Discrete projects with an initial rough order of magnitude total project cost estimate over \$10 million will show a range of possible costs rather than an exact dollar estimate.
- Departments will appropriate and budget the estimated cost to reach 100% design, as shown on the CIP Project Page. They will also plan for, and communicate the remaining construction costs by using a midrange “Financial Planning Estimate” for six-year financial planning purposes.
- At the 30% design milestone, the project will be baselined and a total project cost and project schedule will be established. During the next budget cycle (or any subsequent Council action) the department will budget the full total project cost on the CIP Project Page.
- If the baseline total project cost estimate is under \$50 million the project will proceed through capital project delivery process according to historic practice.
- If the 30% baseline total project cost is over \$50 million, the department will initiate a third-party review of the baseline total project cost estimate. The department will bring the results of the third-party cost estimate review to the Project Delivery Executive Committee and/or the Directors’ Capital Committee to determine the next steps.

The Cost Estimate Review and Validation process will be modified according to the findings of the initial pilot projects being used to improve the concept.

Capital Improvement Program Funding

Like all large municipalities, Seattle relies on a variety of sources to pay for capital projects. These include locally generated revenues (taxes, fees, voter-approved levies, utility rates, and user fees), intergovernmental revenues (including state and federal grants), private funding (franchise utilities, philanthropy) and debt issuance. These traditional sources continue to provide the majority of funding for capital facility investments. The City’s level of capital investment is based on the mix and amount of financial resources available to the City.

Debt Financing

The City uses multiple forms of debt to finance large capital projects such as Limited Tax General Obligation Bonds (LTGO) also known as councilmanic bonds, Unlimited Tax General Obligation Bonds (UTGO) or voter-approved bonds, and revenue bonds. Unlike pay-as-you-go sources of funding, the issuance of debt requires revenues in future years to repay the principal and interest expenses. Councilmanic debt is a common financing tool used by the City, but those obligations must be repaid from the same set of limited resources including Real Estate Excise Tax (REET), commercial parking tax (CPT) and General Fund revenues. See the “City Bond Issuance and Debt Service” in the Introduction

section of the 2025-2026 Proposed Mid-Biennial Budget Adjustments for more information on debt financing.

The 2025-2030 Proposed CIP includes approximately \$65.3 million in 2025 LTGO bond issuances and related costs for CIP projects. The 2025 bonds will finance significant technology, city facility, and fire station projects.

Public Utility Funding

Both Seattle City Light and Seattle Public Utilities fund utility projects with revenues from utility rates. Each utility has adopted financial policies that determine what share of their capital investments are funded through cash, and what share from debt. These policies are designed to balance the portion of current investments that are paid by today's ratepayers, versus future ratepayers who will also benefit from long-term capital investments.

Federal Bipartisan Infrastructure Law (BIL) and Inflation Reduction Act (IRA)

The Bipartisan Infrastructure Law (BIL) provides \$550 billion nationally in new spending on energy and power infrastructure, access to broadband internet, water infrastructure, and other program areas. The majority of this new funding is divided into Formula Grant Programs and Discretionary (Competitive) grants. This federal funding may be disbursed to cities either directly or through state or infrastructure authorities such as transit authorities. Federal agencies responsible for appropriations are continuing to develop program and funding guidelines and implementation of these programs will be staggered over several years. The Inflation Reduction Act (IRA), passed in August 2022, includes \$369 billion in new spending to reduce greenhouse gas emissions, invest in clean energy technologies, and extend subsidies for the Affordable Care Act. The IRA is composed primarily of tax credits to private companies and individuals but includes some funding for granting programs as well.

The Mayor has established a process for review and tracking of grant applications for federal funding. This process involves an Executive Steering Committee composed of key department and Mayor's Office personnel that facilitate coordination, leverage opportunities between programs, provide central vision and direction to the City's BIL efforts, and keeps the Mayor's Office, City Council and other stakeholders updated on the City's progress.

Real Estate Excise Tax (REET)

Funding of the City's general government capital program is highly dependent on revenue from Real Estate Excise Tax (REET), which is an excise tax imposed on the sale of real property. REET is a relatively volatile revenue source that generally tracks closely to local economic activity.

Projected REET revenue for the 2025-2030 Proposed CIP period reflects the ongoing impact that elevated interest rates are having on the local real estate market. Actual REET revenue collections in 2023 were lower than forecasted by nearly \$1 million and forecasted REET for 2024 are projected to be \$4.9 million more than the 2024 Adopted CIP. For the 2025-2030 Proposed CIP, revenues are projected to be approximately \$5.5 million more than 2024-2029 Adopted CIP estimates over the 6-year window. The increase in the REET revenue forecast, in conjunction with updates to REET projects financed with debt, has primarily allowed.

The City's REET policy (Resolution 31952) requires a \$10 million REET fund balance reserve to protect against unexpected downturn in REET revenue collection and forecast. The Adopted 2024-2029 CIP necessitated the use of the REET fund balance reserve due to significant revenue shortfalls. For the

2025-2030 Proposed CIP, the fund balance reserve is replenished due to the increase in projected revenues and updates to bond issuances that are backed by REET.

The 2025-2030 Proposed CIP uses REET to make investments in a wide variety of asset preservation projects across the City's capital departments, to fund ongoing debt service for large capital investments such as Fire Station improvements and Tribal Interpretative Center, and to provide partnership funding for the rehabilitation of Memorial Stadium at Seattle Center.

Seattle's Recent History – Major Voter-Approved Levies and Capital Projects

In addition to reliance upon general tax sources, Seattle undertook several major capital projects during the last two decades using voter-approved funds and councilmanic debt. Voter-approved capital projects include improvements to Seattle Center and construction of new or expanded community centers and parks, new or remodeled downtown and branch libraries, new or remodeled fire facilities, parks improvements, transportation infrastructure improvements and replacement of the Elliott Bay Seawall. The following is a list of recent property tax levies that are still actively funding projects:

- *The Move Seattle Transportation Levy:* The Move Seattle Levy, a nine-year \$930 million levy was approved by voters in 2015, and expires at the end of 2024. The proposed budget appropriates \$20.5 million in 2025, as investments funded by the levy wind down. Levy proceeds will be used to support safe routes, congestion relief, and maintenance and repairs of the City's bridges and arterial roadways. A major financing strategy in the Move Seattle Levy is the dependence on partnerships—leveraging external resources such as state and federal grants to accomplish transportation projects such as the Madison Bus Rapid Transit (BRT) – RapidRide G Line. These will continue as long as levy funds remain to close out these projects.
- *Seattle Park District:* The Seattle Park District was passed by voters in 2014, with a goal to provide long term, stable funding to support recreation programming, parks projects and the critical needs for investment in major and ongoing maintenance. 2025 will be the third year of Cycle 2 of the Park District, a six-year funding cycle, which is proposed to provide over \$50 million in 2025 for major maintenance and capital projects.
- *The 2019 Library Levy:* A seven-year, \$219 million levy to support, maintain and improve core Library services. Included as part of the levy were resources for the preservation and maintenance of library facilities. The City Librarian and the Library Board of Trustees prepare annual progress reports that show how levy proceeds have been used each year. The levy provides an average of \$3.1 million annually for major maintenance and asset preservation projects; including maintenance necessary for building components such as roofs, floors, finishes, HVAC and mechanical systems. The levy also includes funding for earthquake retrofits at three Carnegie branches.
- *The 2008 Parks and Green Spaces Levy:* A six-year, \$146 million levy to acquire, develop, or restore, existing or new, parks, recreation facilities, cultural facilities, green spaces, playfields, trails, community gardens, and shoreline areas. This levy expired at the end of 2014, and the Seattle Park District is now providing on-going funding to help address major maintenance needs, as well as park development, at the Seattle Parks and Recreation (SPR). As of 2024, the 2008 Parks and Green Spaces Levy Fund carried a balance of about \$104,000. SPR expects to fully spend these resources on projects identified in the Levy by the end of 2024.

Funding Dynamics for Significant Future Capital Projects

Given general resource funding challenges, the City will continue to rely on a mix of general government resources and voter-approved funding packages to complete major capital projects and to secure needed funding for basic asset preservation. The City has identified several major priority areas for which significant capital investments will be needed. The following sections describe these priority areas at a high level.

Public Safety Facilities

Planning for the future of Seattle’s public safety facilities is critical to maintaining the high level of service expected of the Seattle Fire Department (SFD) and Seattle Police Department (SPD). Both departments have a number of large capital facility needs, such as improvements to the Fire Station Headquarters and growing capital needs at police facilities. This CIP provides funding for a new Fire Station 31 in North Seattle, as well as continued support of police facility improvements.

Electrifying the City’s Fleet

The Green Fleet Action Plan (GFAP) and Mayoral Executive Orders established the need for a capital program to plan for the future support of rapid electrification of the City’s fleet and also support decarbonizing facilities to promote sustainability. The Drive Clean Seattle program originally funded four major projects to install vehicle charging infrastructure that supports transportation electrification to meet greenhouse gas emission reduction goals for the City. This CIP provides continues funding the next phase of prioritized projects, including the necessary power upgrades to key fleet locations at both Charles Street and Haller Lake facilities. The power upgrades are needed to support large-scale electric vehicle charging hubs and future facility decarbonization.

Transportation

The City’s existing transportation network faces an extensive backlog of major maintenance. Current funding is insufficient to maintain the City’s roads, bridges, signs, etc. In addition, through a series of long-term planning efforts the City has compiled the previously named “modal plans” into one Seattle Transportation Plan that identifies large potential investments in a transit network, bicycle facilities, freight projects and pedestrian-oriented infrastructure. The \$930 million Levy to Move Seattle is addressing critical transportation programs such as safe routes, relief of congested roadways and maintenance and repair programs, but expires at the end of 2024. This budget reflects the expiration of the Levy to Move Seattle, reprioritizing base department funding to maintain critical infrastructure and services without levy funding. The Department is anticipating federal funding through the BIL and IRA bills that will help address some of these needs.

Waterfront

In 2025, the City will open to the public all the projects included in the redevelopment Seattle’s central waterfront. The projects include the opening of the Overlook Walk connecting Pike Place Market to the waterfront promenade, completing the Alaskan Way Main Corridor project which is a multimodal transportation project that includes pedestrian walkways, bicycle lanes, and roadway, and completion of Waterfront Park at Pier 58.

Funding

The 2025-2030 Proposed Capital Improvement Program includes the final bonding authority for the Alaskan Way Main Corridor Project (MC-TR-C072) and Overlook Walk and East-West Connection Project (MC-TR-C073). This amount is sized to ensure the completion of the project, and actual final bond issuances may be smaller as the project progresses based on need and potential addition of more State funding.

Protecting and Creating Opportunities for Workers

The City considers not only what capital projects to fund, but also how to deliver them and achieve broader goals for fairness, equity, and opportunity in the community. The Department of Finance and Administrative Services (FAS) leads several policy initiatives to ensure social responsibility and equity in the spending of City capital dollars.

Fair and equitable treatment of workers: FAS monitors and enforces fair and equitable treatment of workers in City construction contracts. In 2013, FAS increased its monitoring and enforcement of wage and labor conditions on City-contracted construction projects, including Office of Housing-financed projects. Funding was provided in 2019 to allow FAS to continue this program, including compliance monitoring for wage and labor violations for relevant projects. It also includes funding to support the Acceptable Worksite program, which trains, teaches and enforces anti-harassment and anti-bullying interventions on City-funded construction projects.

Reduce barriers to construction jobs: The City's spending on major capital investments can help drive employment within the local economy. Construction jobs and related positions offer living-wage jobs that can support individuals and families. The City's Priority Hire program provides training and opportunities for City residents to work on City-funded capital projects. For major capital projects, City contractors are bound by the City's Community Workforce Agreement, which is intended to increase employment for women, people of color and those living in economically distressed areas of the City through establishment of aspirational and mandatory labor hours for the respective groups. In 2017, the Priority Hire program was expanded to include applications from public-private partnership projects with significant City investment such as the Climate Pledge Arena project and the Ocean Pavilion (Seattle Aquarium Expansion) project.

Women and Minority Owned Business (WMBE): The City continues to successfully address contracting equity for minority- and women- owned businesses. In 2011, FAS implemented a Citywide requirement on all public work bids and contracts above \$300,000 called the "Public Works WMBE Inclusion Plan" that continues to effectively encourage and enforce commitments by contractors to use WMBE firms. In 2014, FAS launched prompt pay initiatives, which WMBE firms report as very significant and meaningful for their business cash flow. The objective is to continue to provide WMBE firms with business and technical guidance that helps them compete more successfully for public projects, including better equipping them to participate on Priority Hire projects. In 2024, FAS began efforts to modernize the city-wide procurement process and implement a centralized electronic software solution. This e-procurement software solution aims to improve consistency and provide greater accessibility for a wider swath of vendors to submit bids to the City, increasing opportunities for contract equity.

2025-2030 Proposed Capital Improvement Program Summary

The 2025-2030 Proposed CIP totals \$8.1 billion for six years and includes approximately 478 projects¹. Approximately \$5.6 billion of the six-year total (71.4%) are utility projects managed by Seattle City Light (SCL) and Seattle Public Utilities (SPU), and mostly funded by utility rates. The Seattle Department of Transportation's CIP totals \$1.1 billion (14.%) over the six-year period, while the remaining departments (Parks and Recreation, Finance and Administrative Services, Seattle Center, Seattle Public Library, and Seattle Information Technology Department) account for approximately \$1.2 billion (14.6%) of the six-year CIP.

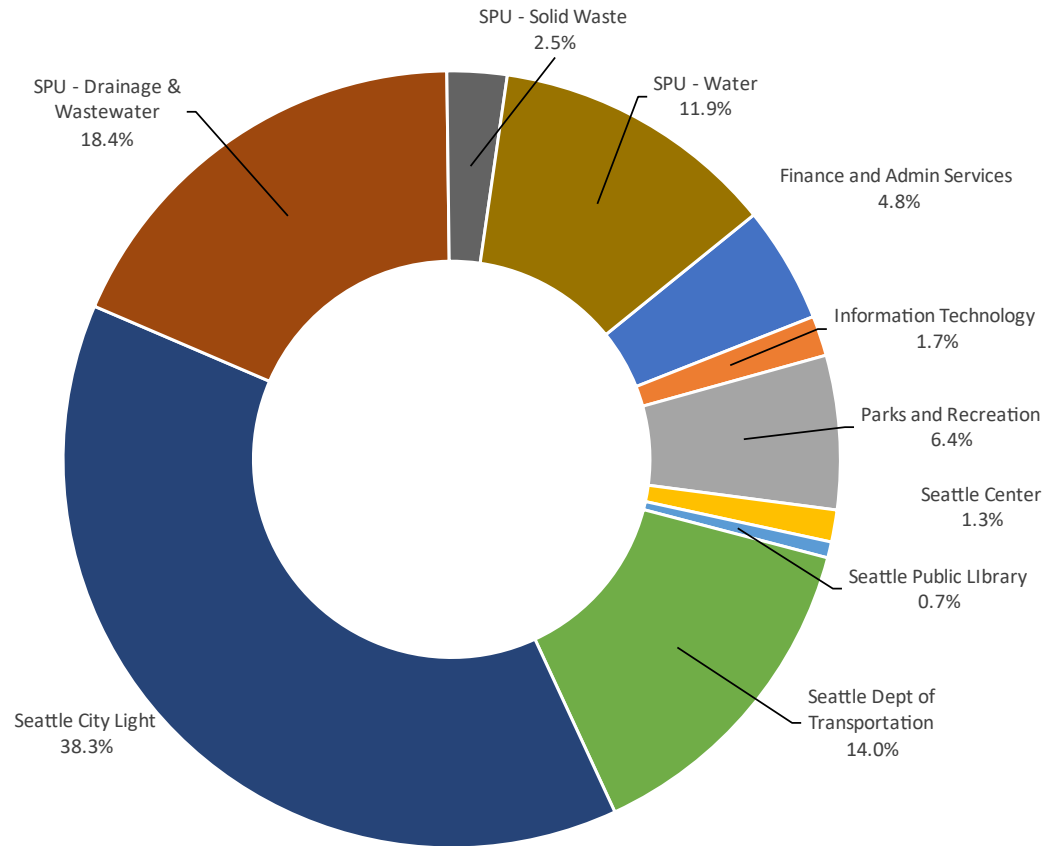
2025-2030 Proposed CIP by Department (000s)

Department	2024 Adopted	2025 Proposed CIP	2026-2030 Proposed CIP	2025-2030 Proposed CIP
Finance and Admin Services	60,036	61,021	156,496	217,516
Information Technology	24,493	20,976	81,643	102,619
Parks and Recreation	93,451	80,660	642,730	723,390
Seattle Center	5,073	16,757	101,417	118,174
Seattle Public Library	5,937	8,375	10,032	18,407
Seattle Dept of Transportation	384,308	176,584	955,260	1,131,843
Subtotal	573,298	364,372	1,947,576	2,311,949
City-owned Utilities				
Seattle City Light	446,028	482,746	2,599,701	3,082,447
SPU - Drainage & Wastewater	257,486	231,072	1,307,787	1,538,859
SPU - Solid Waste	31,072	31,380	86,688	118,069
SPU - Water	139,227	149,537	880,346	1,029,883
Subtotal	873,813	894,734	4,874,523	5,769,257
City Total	1,447,111	1,259,106	6,822,099	8,081,205

Note: 2024 Adopted totals are based on the 2024-2029 Adopted CIP. Not all funds above are appropriated; see the 2024 Adopted Budget for a list of capital appropriations by department.

¹ The project total includes all projects with a CIP Project Page in the 2025-2030 Proposed CIP.

2025 Proposed CIP by Department - \$1,259 million



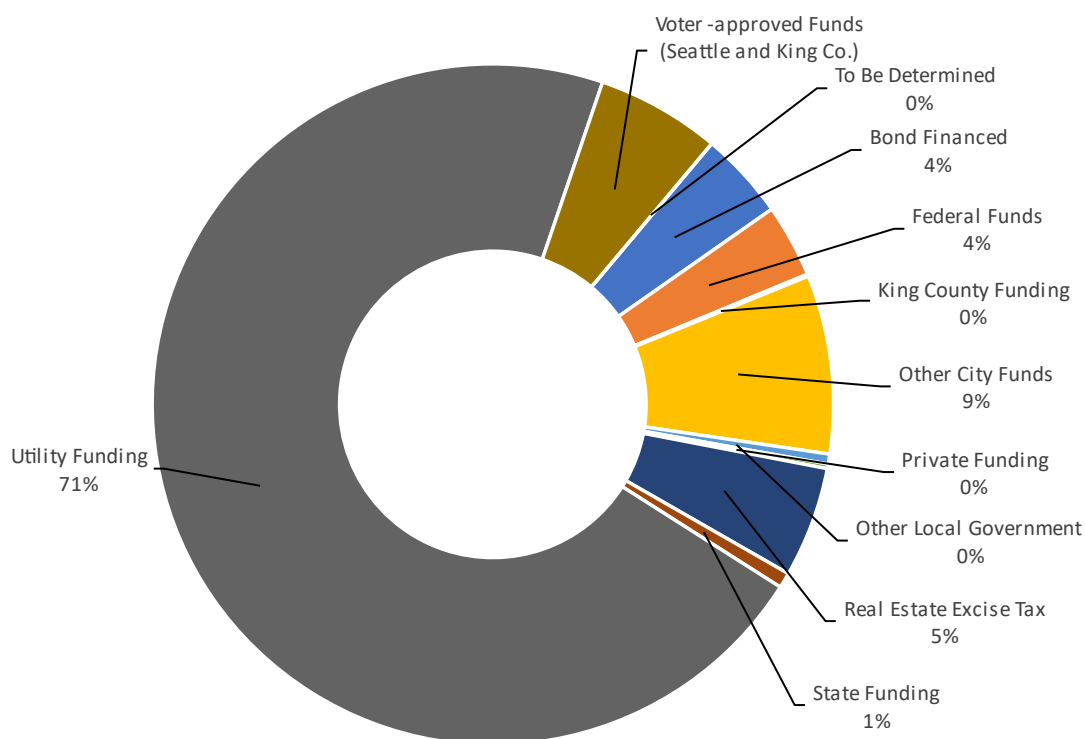
Overview

The table below identifies funding sources for the 2025-2030 Proposed CIP by Revenue Source Group

Revenue Source Group	2024 Adopted	2025 Proposed	2026-2030 Proposed CIP	2025-2030 Proposed CIP
Bond Financed	90,297	52,438	246,659	299,097
Federal Funds	69,708	43,741	62,550	106,291
King County Funding	4,719	1,300	6,500	7,800
Other City Funds	75,793	106,815	422,444	529,259
Other Local Government	21,410	5,935	20,505	26,440
Private Funding	22,707	2,741	18,276	21,017
Real Estate Excise Tax	60,841	66,213	439,468	505,681
State Funding	21,038	9,180	54,226	63,407
Utility Funding	903,175	896,634	4,874,862	5,771,496
Voter-approved Funds (Seattle and King Co.)	177,423	74,109	266,608	340,716
To Be Determined	-	-	410,000	410,000
Grand Total	1,447,111	1,259,106	6,822,099	8,081,205

Note: 2025 Adopted totals are based on the 2024-2029 Adopted CIP.

2025-2030 Proposed CIP Revenues (000s)



Proposed CIP by Revenue Source - \$1,259 million

2025-2030 Proposed Capital Improvement Program

Asset Preservation

The four general government departments in the City's CIP (Finance and Administrative Services, Seattle Public Library, Seattle Parks and Recreation, and Seattle Center) are responsible for approximately 6.9 million square feet of building space, 2.6 million square feet of parking space, and 240 million square feet of grounds (primarily green space) and multiple work yards. These assets require significant investments in preservation and rehabilitation each CIP period.

For 2025, the City will spend a total of \$16.1 million from the two Real Estate Excise Tax Funds and an additional \$78.7 million from various other resources on asset preservation and improvements for general government infrastructure in parks, libraries, civic buildings, and on the Seattle Center campus. With the expiration of the Levy to Move Seattle at the end of 2024, the Department of Transportation will spend \$15.5 million of REET resources and \$161 million of other transportation resources on infrastructure asset preservation and improvements during the 2025 budget period.

Neighborhood Projects

As the City adapts to the impacts of unprecedented growth, and plans for yet further development, a focus on the livability of neighborhoods is essential. The 2025-2030 Proposed CIP reflects this focus, and as highlighted below, supports neighborhood-scale capital investments in several different ways.

Neighborhood Matching Fund

The 2025-2030 Proposed CIP maintains funding to [Neighborhood Matching Fund](#) (NMF) grant programs. Several CIP projects, particularly in Seattle Parks and Recreation, include funding from NMF.

The City created the NMF in 1988 to provide funding to Seattle neighborhood groups and organizations for a broad array of neighborhood-initiated improvement, organizing, or planning projects. Many of these projects also support citywide initiatives such as Race and Social Justice, Youth Violence Prevention, Environment and Sustainability, and Neighborhood Planning. Awards range from a few thousand dollars (Small Sparks projects are up to \$5,000, and the Community Partnership Fund projects range from \$5,001 to \$50,000), and NMF funds can cover all phases of a capital project except property acquisition. The NMF program requires a 1:2 match for capital projects, which means all awards leverage other private and public contributions. Matches consist of volunteer labor, donated materials, professional services, or money. The Department of Neighborhoods administers the granting process.

Art and Design Funding for City Capital Projects - 1% for Art Program

The [1% for Art program](#), established by Seattle Municipal Code Chapter 20.32, requires the City deposit 1% of eligible CIP project budgets in the Municipal Arts Fund for the commission, purchase, and installation of artworks throughout Seattle. The Office of Arts and Culture (ARTS) manages the 1% for Art program and the Municipal Arts Fund.

Municipal Art Fund revenues from the 1% for Art program can fluctuate significantly from year-to-year depending on changes in City capital investments. In 2025, the Municipal Art Fund is estimated to receive approximately \$2.4 million from capital departments for the 1% for Art program, as described below. Actual receipts may vary because of project timing, prior year credits, actual CIP expenditures, and City Council changes to the CIP.

1% for Art Revenues (Estimated)	2025 Proposed
City Light	\$284,811
Seattle Public Utilities	\$1,366,879
Seattle Center	\$14,000
Parks & Recreation	\$190,000
Transportation	\$561,600
Total	\$2,417,290

Design Commission

Established in 1968, the [Seattle Design Commission](#) advises the Mayor, the City Council and appropriate City departments on design and environmental aspects of the City's CIP. Commission members are appointed by the Mayor for a renewable two-year term. Membership is comprised of two licensed architects, one professional fine artist, one appointee from the Get Engaged program, one lay member, and at least one and no more than two from each of the following categories, for a maximum total of five: professional urban planner, professional environmental or urban designer, landscape architect, and licensed professional engineer. The Design Commission is fully funded with funds from the Cumulative Reserve Fund.

Projects eligible for review include any on-or above-grade structure, including buildings and additions to buildings, bridges, park developments, street furniture, and all similar installations. The Commission reviews below-grade structures such as tunnels, arcades and underground passageways that are regularly visible to the public. Projects reviewed by the Commission must be financed in-whole or in-part with City funds, be on land belonging to the City, or be subject to approval by the City. Commission involvement in capital improvement projects begins as early in the planning process as possible, starting with participation in the consultant selection process and continuing through the many stages of project development. This includes project reviews at the scope briefing or pre-design stage, conceptual design, schematic design, design development, and sometimes construction documents stages.

Background of Capital Improvement Program Policy Drivers

As described above, City investments in capital projects are guided by a set of key policies reflecting the City's values and priorities. These policies shape how the City takes care of buildings and infrastructure, invests in capital projects in areas that have accepted growth as envisioned in the City's Comprehensive Plan, preserves the City's historic buildings, supports sustainable building practices, and ensures that all members of the community have access to the economic opportunities capital projects create. The following section details some of these key policies.

Sustainable Building Policy

In February 2000, the City Council adopted a Sustainable Building Policy for the City of Seattle ([Resolution 30121](#)) which articulated the City's commitment to environmental, economic and social stewardship and set the expectation that new municipal facilities meet established green building standards. Specifically, it called for all new construction and major remodel projects over 5,000 square feet to achieve a LEED Silver rating. When adopted, this policy was the first of its kind in the nation and represented a groundbreaking approach to demonstrating City leadership and transforming the marketplace.

Since 2000, the green building community has experienced exceptional growth in expertise and capacity. Recognizing this change, in 2011 the City passed an updated Sustainable Building Policy ([Resolution 31326](#)). The update represents a comprehensive approach that reflects advances in the green building industry, aligns the policy with the City's increased attention to climate change, addresses a greater range of project types, and ensures that Seattle continues to provide leadership that advances sustainable development in both the public and private sectors. The updated policies include the following requirements.

- For new construction, additions, and major renovation projects 5,000 square feet or greater:
 - The minimum required green building rating is LEED Gold.
 - There are minimum requirements for energy and water efficiency, construction waste reductions, and bicycle amenities.
- For tenant improvement projects 5,000 square feet or greater, where the scope includes mechanical, electrical, and plumbing:
 - The minimum required green building rating is LEED Gold.
 - There are minimum requirements for water efficiency and construction waste reductions.
- Completion of a Capital Green checklist is required for projects smaller than 5,000 square feet or those otherwise not eligible for a LEED rating.
- City departments are encouraged to test new approaches and standards, such as the Living Building Challenge and the Sustainable Sites Initiative.
- Annual reporting of performance under the policy is required by March 31st of each year.

Additionally, the resolution directs City departments to evaluate and improve existing standards and processes that relate to tenant improvements, leasing, and site management.

City of Seattle Comprehensive Plan

The Comprehensive Plan is a 20-year vision and roadmap for Seattle's future. The plan guides City decisions on where to focus development for new jobs and households, how to improve our transportation system, and where to make capital investments such as utilities, sidewalks, and libraries. The Plan is the framework for most of Seattle's big-picture decisions on how to grow. The latest update of the City's Comprehensive Plan "[Seattle 2035](#)" was passed by the City Council in October 2016. The City began the process of updating its Comprehensive Plan in 2021 and the work is scheduled to be complete in 2024.

The Comprehensive Plan helped inform the development of the 2024-2029 Proposed CIP as departments have taken special note of capital projects in neighborhoods targeted for substantial growth in the future or that have received substantial growth in the last few years. This effort is intended to make sure areas receiving growth have the appropriate physical infrastructure to

accommodate such growth, while balancing the major maintenance of existing facilities, such as power distribution systems, pipes, community centers, swimming pools, libraries, and streets that are located throughout the City, not just in targeted growth areas.

Federal and State Regulatory Requirements

The City's utilities have several facility projects in their Capital Improvement Programs to meet federal and state regulatory requirements. The City of Seattle must abide by the City's two National Pollutant Discharge Elimination System (NPDES) permits, one for storm water and one for combined sewer system. The City is required, for example, to invest hundreds of millions of dollars in the combined sewer/storm water system over the next several years to control the number of combined sewer overflows (CSOs) into receiving bodies of water, including Lake Washington and Puget Sound. This is per a CSO Consent Decree with the Environmental Protection Agency (EPA) and the Department of Ecology (DOE), which outlines how the City will become compliant with EPA and DOE regulatory requirements regarding sewage releases from the city conveyance system.

City Light operates its hydroelectric dams and powerhouses under licenses from the Federal Energy Regulatory Commission. Licenses include Settlement Agreements that require City Light to perform protection, mitigation and enhancement activities. City Light is currently completing mitigation under the current Skagit license (expires in 2025) and is well under way with Boundary License implementation.

City Light also complies with a wide range of permitting requirements and environmental regulations. Examples include the mitigation of soil contamination at former substations, and ongoing environmental mitigation in the Endangered Species Act project. Street-use permits and regulations are a major part of City Light projects that expand and repair the electric distribution system.

Endangered Species Compliance

The Cedar River Watershed Habitat Conservation Plan (HCP) is a 50-year, ecosystem-based plan that was prepared to address the declining populations of salmon, steelhead and other species of fish and wildlife in the Cedar River basin. The HCP was prepared under the Endangered Species Act and is designed both to provide certainty for the City of Seattle's drinking water supply and to protect and restore habitats of 83 species of fish and wildlife that may be affected by the City of Seattle's water supply and hydroelectric operations on the Cedar River. Seattle Public Utilities is continuing to implement its commitments under the HCP, which include downstream habitat protection and restoration, upland forest restoration, logging road decommissioning, and ongoing monitoring. City Light is also acquiring salmon habitat in the Green/Duwamish, Skagit, and Snohomish watersheds.

Americans with Disabilities Act

The United States Department of Justice (DOJ) conducted an audit of select City of Seattle facilities, practices and procedures, in order to assess City compliance with the Americans with Disabilities Act (ADA) and reported its findings to the City. While the City is largely in compliance, there are some elements within facilities that the DOJ has requested that the City update or alter to improve accessibility for individuals with disabilities. The City is working on an update to its ADA Transition Plan that will guide the development of a long-term strategy that manages the City's most critical public-facing ADA deficiencies first and maximizes accessibility to the greatest extent possible.

FAS coordinates and oversees implementation of ADA improvements in certain City facilities, determines and reports compliance to DOJ, and reviews and modifies as needed the facilities design and construction process with regard to the ADA. The City is in the process of moving towards a new approach to ADA improvements in which these improvements are included in ongoing maintenance and other remodeling work.

In order to provide additional proactive monitoring of compliance with ADA standards for new capital projects, the City added staffing dedicated to monitoring ADA compliance of new projects. All capital departments have a specific ADA coordinator and large departments such as Seattle Parks and Recreation, SDOT, and FAS have dedicated ADA staffing.

Historic Preservation

Seattle's commitment to historic preservation began with citizen efforts in the 1960s to block the demolition of two of Seattle's oldest neighborhoods—Pike Place Market and Pioneer Square. Both neighborhoods were threatened with proposals that would have irreversibly changed the character of the districts. The Pike Place Market was faced with an Urban Renewal Plan that would have demolished it, while Pioneer Square was threatened with a major roadway project. In 1970, the City Council created the Pioneer Square Preservation District, Seattle's first historic district. Then, in 1971, voters approved an initiative to create the Pike Place Market Historical District. In 1973, the City Council adopted a Landmarks Preservation Ordinance to safeguard properties of historic and architectural significance throughout the City. Today, Seattle's Historic Preservation Program encompasses eight historic districts located across the City and more than 400 designated landmarks. The City currently owns or maintains many of those landmarks, including libraries, park buildings, and fire stations.

Parks and Recreation

Section 1: Overview

Seattle Parks and Recreation (SPR) stewards a thriving and diverse system of parks, natural areas, community centers, boulevards, trails, playgrounds, fields and courts, pools, beaches, and so much more. This system has a rich history extending back to the establishment of Seattle's first park, Denny Park, in the 1880's and plays an important role in keeping Seattle a dynamic and connected community as the city continues to grow and change. Our parks and recreation system connects Seattle's residents and visitors to nature, provides opportunities to stay healthy and improve well-being, and celebrates the vibrancy of our city.

The 2025-2030 Proposed Capital Improvement Project (CIP) reflects several realignments of capital programs to meet decreased General Fund resources. It also makes adjustments to other planned debt issuance based on project timelines. The capital budget does not reflect any programmatic changes to Real Estate Excise Tax (REET) and includes several technical adjustments. In addition to the changes, SPR is also experiencing unprecedented cost increases stemming from post-pandemic economic conditions such as inflationary cost increases. Also, some capital projects put on hold during the pandemic are seeing cost increases not only due to inflation, but also because of the timing lags between original project cost estimates and restart dates, which in most cases span multiple years.

Section 2: Thematic Priorities

SPR's Proposed CIP is focused on promoting healthy people, a thriving environment, and vibrant communities by preserving, enhancing, and expanding the physical assets where all of the people of Seattle can play, learn, contemplate, and build community. As described in the Project Selection Criteria section, SPR uses criteria including safety, asset preservation, race and social justice, legal obligation, and improvements in efficiency to set priorities for capital projects. Each of these criteria is a direct reflection of SPR's core values of access, opportunity, sustainability, and equity.

Aligning Capital Investments with Growth and/or Community Planning

Seattle's Comprehensive Plan, "Seattle 2035," is a 20-year vision and roadmap for Seattle's future that guides City decisions on where to build new jobs and housing, how to improve the transportation system and where to make capital investments such as utilities, sidewalks, parks and open space and libraries. The Comprehensive Plan is the framework for most of Seattle's big-picture decisions on how to grow while preserving and improving our neighborhoods. The plan brings forward race and social equity as a foundational core value which SPR also leverages in our capital planning efforts including the department's Parks and Open Space Plan.

In 2024, SPR updated the six-year Parks and Open Space Plan. The Plan is required by the Washington State Recreation and Conservation Office (RCO) to maintain the City's eligibility for state grants and funding programs supporting outdoor recreation development and open space acquisition. The planning efforts will continue to focus on developing an accessible and integrated open space and recreation system in Seattle in tandem with any amendments to the City's Comprehensive Plan. SPR and the city's Office of Planning and Community Development meet regularly to ensure alignment between the two departments' efforts.

Aligning Capital Investments to Advance Climate Change Efforts

Seattle's Climate Action Plan provides a framework for meeting Seattle's climate protection goals, including the overarching goal of becoming carbon neutral by 2050. SPR's role involves implementing our Climate Resiliency strategy, maximizing the benefits of the bicycle and pedestrian master plans, meeting building energy plan goals, such as LEED compliance, and working towards urban forest restoration goals, such as those outlined in the Green Seattle Partnership.

SPR is also committed to developing and managing an environmentally sustainable park system. This means using energy and utilities with conservation in mind in all facilities, effectively managing the use of water for irrigation and other purposes, creating efficiently maintained landscapes, and operating clean and safe park facilities.

Investments in Climate Conscious Buildings are included in the current Seattle Metropolitan Park District (Park District) funding cycle (Cycle 2 from 2023-2028) to decarbonize certain SPR facilities. This funding will support the conversion away from the use of fossil fuel (primarily natural gas) heating systems to systems that rely on electricity primarily generated through hydropower, support charging infrastructure for electric fleet and equipment, electrical service upgrades, and building envelope improvements to meet energy code requirements. In many cases, this work will provide cooling and improved air filtration in facilities, improving adaptiveness to extreme heat and smoke events.

The Park District provides \$2 million in annual seed funding to support adding decarbonization to at least six planned renovation projects over the course of Cycle 2 and to provide match funding to seek external grants. Funding will also provide one solar array per year to be coordinated with the department's existing roof replacement program and reduce the total load to the electrical grid.

Section 3: Project Selection Criteria

SPR develops Asset Management Plans (AMP) to identify and rank necessary major maintenance projects based on specific asset classes (e.g., roofs, athletic fields, play areas, sport courts).

Each class-specific AMP contains a set of projects to address facility needs. SPR identifies projects through ongoing condition assessments, consultant studies, work order analyses (to identify key problem areas), and intradepartmental information-sharing of facility maintenance issues and needs. SPR is consistently reviewing and updating its AMPs. While SPR's planning staff prepares and coordinates the AMP planning process and documents development, the process involves a collaborative approach throughout the department to develop project scopes and budget estimates.

Projects are prioritized within and between these classes using the following six criteria:

- **Code Requirements:** The project brings a facility or element up to federal, state, and Seattle code requirements (such as ADA, water quality, or fire suppression) or meets other legal requirements.
- **Life Safety:** The project will eliminate a condition that poses an imminent threat of injury. Examples of safety hazards are lack of seismic elements, failing piling, outdated play equipment, emergency management elements, or a documented environmental health hazard.
- **Facility Integrity:** The project will help keep the facility operational and extend its life cycle by repairing, replacing, and renovating systems and elements of the facility, including building envelope (roof, walls, windows), electrical, plumbing, storm and sewer line replacement, and synthetic turf replacement.
- **Improve Operating Efficiency:** The project will result in the reduction of operating and maintenance costs including energy and water savings and climate mitigation strategies.
- **Equity:** The project will preserve or enhance an asset which serves low-income and racially diverse communities.

- **Other:** Projects that have a unique element (e.g., leverage other funds) and/or have known needs that do not fit the other priorities. Class-specific criteria such as reserved hours (for event/athletic facilities, for example) or the presence of related amenities or park classification may also be used to guide prioritization.

Projects are prioritized based on the criteria above along with other more class-specific criteria, and funding is budgeted based on projected spend. Many projects take at least three years. Less money is required at the beginning of a discretionary project during the Planning and Design phases than for Construction and the budget is planned accordingly. If project timelines shift, funding is adjusted to align with the revised spending projections.

Section 4: 2025-2030 CIP Highlights

SPR's 2025-2030 Proposed CIP budget across all funds is \$81 million in 2025 and reflects a wide range of discrete projects and ongoing programs with a mix of funding sources. Of this amount, 57% or about \$46 million is from Park District revenues.¹

The Proposed CIP reflects a number of realignments of Park District capital resources to the operating side of the Park District to support sustainability of parks and recreation services given projected ongoing shortfalls in operating revenues, particularly in the General Fund. The Proposed CIP also readjusts the timing of Park District Cycle 2 funding for three planned community center renovations based on project schedules. The Proposed CIP adjust golf debt service assumptions, adds the first year of Landscape Conservation and Local Infrastructure Program funding to support parks and recreation investments, and includes one-time investments to support the Mayor's Downtown Activation Plan and the City's Green New Deal. Finally, the Proposed CIP does not make any adjustments to REET beyond technical changes to align with the citywide debt schedule and the addition of funding to the outyears of the CIP.

Park District CIP Reductions

- **Major Maintenance and Asset Management (\$2.5 million):** The Proposed CIP reduces the number and scope of asset management projects, and the department will continue to assess strategies to meet the performance commitments for number of major maintenance projects completed in the various asset categories as described in the Park District Cycle 2 Ramp Up and Reporting Plan. Beginning in 2026, this reduction is proposed to be \$2 million annually.
- **Park CommUNITY Fund (\$1 million):** The Proposed CIP scales back the resources available to this initiative to Park District Cycle 1 levels for the Major Projects Challenge Fund (this fund's predecessor), which retains annual \$1.5 million capital budget. The two staff positions added in 2022 to engage with and support community throughout these processes are also retained and are reflected on the operating side of the budget.
- **Acquisitions (\$400,000):** The Proposed CIP reduces funding in the Acquisitions line of business, which retains annual \$1 million budget to leverage grant and Conservation Futures Tax funding opportunities to continue SPR's greenspace acquisition program and to support other low-cost priority acquisitions such as park additions and recreation easements.

¹ For the Park District, funding for CIP beginning in 2029 will be determined during Cycle 3 planning, therefore a continuation of current policy direction is assumed in this proposed CIP the meantime. Cycle 3 is anticipated to be 2029-2034.

- **Decarbonization Debt (\$1.4 million starting in 2027):** The Proposed CIP reallocates debt financing for decarbonization efforts to support ongoing operations of the parks and recreation system. This proposal retains the baseline investment of \$2 million included in the Park District Cycle 2 plan while the department continues to work with the Office of Sustainability and the Environment (OSE), Office of Intergovernmental Relations (OIR) and others to seek outside funding for these efforts.

Community Center Capital Investments and Planned Debt Service

The Proposed CIP makes one-time adjustments to planned debt issuance and repayment plans for the Green Lake, 8th and Mercer, Queen Anne, and Lake City Community Center projects based on current project schedules. As a result of shifting out planned debt issuance, the Proposed CIP reallocates Park District funds previously intended for debt repayment to other priorities:

- The combined savings of approximately \$2.5 million in 2025 and \$3.2 million in 2026 from the Green Lake and 8th and Mercer community center projects will be used to cover core operating expenses that are experiencing revenue shortfall.
- About \$1.3 million in 2025 from the Queen Anne community center renovation project will be used to help support the West Queen Anne Playfield conversion project.
- About \$973,000 in 2025 and \$1.2 million in 2026 from the Lake City community center rebuild project will be used to support a one-time shortfall in the Soundview Athletic Field conversion project, further discussed in Section 6.

Golf Debt Service

The Proposed CIP includes other technical and budget neutral adjustments including aligning debt service payments with the actual debt service schedule for golf. The budget also includes an adjustment to the funding source for annual debt service payments for prior year Golf capital improvements since the Golf Program's revenues are now stable and able to cover its capital debt repayments. The King County Levy funds that have been supporting golf debt will be redirected to support unbudgeted and increased utility costs across the department.

Landscape Conservation and Local Infrastructure Funding

The Proposed CIP adds Landscape Conservation and Local Infrastructure Program (LCLIP) funding and creates a new capital project. This funding source has been supporting transportation investments for the last ten years, and for the next ten years beginning in 2025, it will support parks and recreation investments as outlined in the original 2013 LCLIP legislation programming assumptions. The LCLIP program allows cities to receive a portion of future county property tax revenue for local infrastructure investments if they implement a program to obtain regional Transferable Development Rights (TDR). The overall purpose of LCLIP and Regional TDR Programs is to preserve farm and forest land by transferring development capacity from these lands to cities and generate funds for local infrastructure projects in the communities where the additional development capacity is located. Current legislation outlines that projects eligible for LCLIP funding must be located in South Lake Union or Downtown.

Downtown Activation Plan Investments

The Proposed CIP includes \$1.3 million in 2025 and \$2.2 million in 2026 of Payroll Expense Tax proceeds to support revitalization of Westlake Plaza as part of the Mayor's Downtown Activation Plan. The Downtown Activation Plan (DAP), announced in June 2023, outlines the Mayor's plan to revitalize and transform Downtown Seattle as the city continues to recover from the impacts of the COVID-19 pandemic. Specifically, this item funds a revitalization of Westlake Plaza which could include removal of out-of-commission fountain, stage renovation, an electrical systems upgrade, and repairs to paving and trip hazards, among other investments.

Green New Deal

The proposed budget allocates \$18 million in Payroll Expense Tax proceeds in 2025 to support Green New Deal efforts citywide. SPR's Proposed CIP adds \$195,000 in payroll tax funding to support community center pre-electrification efforts, as part of the city's Municipal Energy Efficiency Program. This program supports efforts to prepare community centers for decarbonization by first shrinking energy use intensity through energy conservation interventions such as use of LEDs, advanced lighting controls, and destratification fans for air mixing.

Section 5: CIP Revenue Sources

Funds for the development of the system and for ongoing asset management come from a variety of sources. The two largest funding sources for Park's capital work are typically the Park District and REET. The majority of the remaining funding comes from Community Development Block Grants, the Central Waterfront Improvement Fund, Payroll Expense Tax, King County Levy. Other funding includes the 2008 Parks and Green Spaces Levy, and other special fund sources, grants, and private donations.

Seattle Park District

On August 5, 2014, voters in the city of Seattle approved Proposition 1 which created the Seattle Park District. A park district, also called a metropolitan park district, collects property taxes to fund parks and recreation services including park and facility maintenance, recreation facilities and programs, land acquisition, park improvements, and new park development on previously acquired sites. As an ongoing funding source, Seattle Park District property taxes provide more stable funding than time-limited levies allowing SPR to more effectively plan and schedule investments and provide some flexibility when emergencies arise. An updated Seattle Park District Financial Plan was approved for 2023-2028 (Cycle 2) in November 2022, and amended by the Park District Board in November 2023.

Real Estate Excise Taxes (REET)

REET funding is used for asset preservation purposes, including ongoing major maintenance of existing assets and new parks or facilities. Funding has historically fluctuated significantly from year to year depending on changing forecasts and citywide priorities, and SPR tries to prioritize annual allocations on sustaining ongoing programs and investing in assets with the greatest need using an equity lens where possible. Examples of major maintenance programs supported fully or partially by REET depending on annual funding levels include small irrigation upgrades, trail maintenance, athletic field turf maintenance and improvements, paving restoration, landscape and forest restoration, and others.

Payroll Expense Tax

The Payroll Expense Tax, passed by City Council in 2020, has a proscribed list of uses for its revenues. SPR's Proposed CIP includes using proposals to use payroll tax revenues to support building electrification as part of the City's Green New Deal program, and for revitalizing Westlake Plaza to spur economic development in downtown as part of the Mayor's Downtown Activation Plan.

Section 6: Summary of Upcoming Budget Issues and Challenges

Escalation and Associated Uncertainty

Like other City departments with significant capital project portfolios, SPR continues to experience cost increases stemming from post-pandemic economic conditions. The department contains costs mostly through the reallocation of savings for completed projects to the extent possible, and through scope and scale changes as needed.

A recent example includes the Soundview Athletic Field Turf Conversion Project where SPR anticipates an approximate \$3.2 million shortfall in the project. Originally delayed due to the COVID-19 pandemic, this REET-funded project was further delayed by a year due to projected REET revenue shortfalls. Delays have led to inflationary increases and the project as scoped is anticipated to cost more than is currently budgeted. Therefore, the Proposed CIP shifts about \$2.2 million in Park District CIP funding originally set aside for debt service payments and operating costs from the Lake City Community Center Project—which are not needed in 2025 and 2026 due to project delivery timelines—to Soundview. SPR also anticipates escalation pressures on the community center renovation projects planned in Cycle 2.

ADA Barrier Removal Schedule

Addressing identified access issues in alignment with the ADA Barrier Removal Schedule (BRS) coupled with SPR's ongoing ADA work exceeds funding available. Based on a conceptual planning estimate, SPR will need approximately 27 years at the currently planned funding levels to address all of the current BRS-identified barriers, which only addresses the BRS issues, not the total ADA needs across the entire parks and recreation system. The investments towards ADA outlined in the Park District Cycle 2 reduces the timeline from 47 years to 27 years, which is a significant achievement, but much work remains.

Building Electrification

Executive Order 2021-09 directed OSE and all relevant capital departments, including SPR, to complete a Municipal Building Electrification Strategy “to plan for all municipal buildings to operate without fossil fuel systems and appliances no later than 2035.” In addition to the \$2 million annual Park District investment in climate conscious buildings, SPR is coordinating with OSE and OIR to leverage City funds to address SPR's inventory of 65 buildings that remain heated by fossil fuels (including 10 pools).

Woodland Park Zoo

Per the updated Master Operating Agreement with Woodland Park Zoological Society (Zoo), the annual operating and maintenance support and capital major maintenance support the city is contractually obligated to pay the Zoo 100% of inflation according to the June-to-June change in the Consumer Price Index-All Urban Consumers (CPI-U). Once the annual inflation is calculated, SPR addresses the increases within allocated REET resources annually, which could impact the project scope or delivery of other REET-funded CIP projects.

Section 7: Future Projects/What is on the Horizon

Gas Works Park

As part of the annual budget process, the Department updates cost estimates for the remediation work at Gas Work Park based on the ongoing mitigation of the park. The City, Puget Sound Energy (PSE), and the Washington State Department of Ecology are responsible for the cleanup of hazardous substances to both the uplands region of the park as well as in water sedimentation, which is coordinated by Seattle Public Utilities. The upland work has been complete, and the water remediation is now estimated to begin in 2029.

8th and Mercer Community Center Development

Project No:	MC-PR-41078	BSL Code:	BC-PR-40000
Project Type:	Discrete	BSL Name:	Fix It First
Project Category:	New Investment	Location:	Mercer St. and 8th Ave N
Current Project Stage:	Stage 1 - Pre-Project Development	Council District:	Council District 7
Start/End Date:		Neighborhood District:	
Total Project Cost Range:	14,200 - 21,300	Urban Village:	South Lake Union

This project will plan, design, and construct a new Community Center at Mercer St. and 8th Ave North. This project was approved by City Council as a public benefit in the sale of City-owned property at that location. The developer provides the space (25-year lease with up to 15 additional years through two options) with the City responsible for tenant improvements (estimated at ~\$17 million) and an ongoing commitment to operate the facility.

Resources	LTD Actuals	2024 Revised	2025	2026	2027	2028	2029	2030	Total
LTGO Bond Proceeds	-	-	-	17,000	-	-	-	-	17,000
Seattle Park District Revenues	-	750	-	-	-	-	-	-	750
Total:	-	750	-	17,000	-	-	-	-	17,750
Fund Appropriations / Allocations *	LTD Actuals	2024 Revised	2025	2026	2027	2028	2029	2030	Total
2026 Multipurpose LTGO Bond Fund	-	-	-	17,000	-	-	-	-	17,000
Seattle Park District Fund	-	750	-	-	-	-	-	-	750
Total:	-	750	-	17,000	-	-	-	-	17,750

Financial Planning Strategy: This is an early planning estimate; total project cost will be determined once the project is baselined at 30% design.

O&M Impacts:

Activating and Connecting to Greenways

Project No:	MC-PR-21004	BSL Code:	BC-PR-20000
Project Type:	Ongoing	BSL Name:	Building For The Future
Project Category:	Improved Facility	Location:	Citywide
Current Project Stage:	N/A	Council District:	Multiple
Start/End Date:	N/A	Neighborhood District:	Multiple
Total Project Cost:	N/A	Urban Village:	Multiple

This ongoing project develops safe, inviting connections between parks and greenways which are residential streets that are dedicated connectors for pedestrians, cyclists, and other non-motorized travel, as identified in the Bicycle and Pedestrian Master Plan documents. Typical improvements include crosswalks, benches, greenway park entrance improvements, non-motorized paths and loops within parks, and related work. Parks will work with the Seattle Department of Transportation (SDOT) to activate and enhance connection points between parks. This project improves safety and access to and from the parks, encourages partnerships with neighborhood and community groups, business, and other stakeholders.

Resources	LTD Actuals	2024 Revised	2025	2026	2027	2028	2029	2030	Total
Seattle Park District Revenues	1,314	397	261	271	282	293	305	317	3,442
Total:	1,314	397	261	271	282	293	305	317	3,442
Fund Appropriations / Allocations *	LTD Actuals	2024 Revised	2025	2026	2027	2028	2029	2030	Total
Seattle Park District Fund	1,314	397	261	271	282	293	305	317	3,442
Total:	1,314	397	261	271	282	293	305	317	3,442

O&M Impacts: NA

ADA Compliance - Parks

Project No:	MC-PR-41031	BSL Code:	BC-PR-40000
Project Type:	Ongoing	BSL Name:	Fix It First
Project Category:	Rehabilitation or Restoration	Location:	Citywide
Current Project Stage:	N/A	Council District:	Multiple
Start/End Date:	N/A	Neighborhood District:	Multiple
Total Project Cost:	N/A	Urban Village:	Multiple

This project provides for accessibility improvements for people of all abilities at a number of parks facilities. Work is prioritized based on a combination of factors including the Citywide Barrier Removal Schedule, parks and facilities with the greatest amount of programming, and race and social equity. Examples of work consist of creating accessible parking and routes to activity areas, adjustments to signage, door closures, restroom fixtures, and other related work. This program is critical for providing access to Seattle Parks and Recreation facilities, parks, and programming to users of all abilities.

Resources	LTD Actuals	2024 Revised	2025	2026	2027	2028	2029	2030	Total
Federal Community Development Block Grant	840	(3)	-	-	-	-	-	-	837
Federal Grant Funds	697	2	-	-	-	-	-	-	700
Real Estate Excise Tax I	9,259	4,386	-	-	-	-	-	-	13,646
Real Estate Excise Tax II	3,640	1,393	2,270	3,230	2,000	2,000	3,000	3,000	20,533
Seattle Park District Revenues	-	2,754	1,460	1,518	1,579	1,642	1,708	1,776	12,438
Use of Fund Balance	-	-	-	-	-	-	-	-	-
Total:	14,437	8,533	3,730	4,748	3,579	3,642	4,708	4,776	48,154
Fund Appropriations / Allocations *	LTD Actuals	2024 Revised	2025	2026	2027	2028	2029	2030	Total
Park And Recreation Fund	1,537	-	-	-	-	-	-	-	1,537
REET I Capital Fund	9,259	4,386	-	-	-	-	-	-	13,646
REET II Capital Fund	3,640	1,393	2,270	3,230	2,000	2,000	3,000	3,000	20,533
Seattle Park District Fund	-	2,754	1,460	1,518	1,579	1,642	1,708	1,776	12,438
Total:	14,437	8,533	3,730	4,748	3,579	3,642	4,708	4,776	48,154

O&M Impacts: NA

* Funds are appropriated through the Adopted Budget at the Budget Summary Level. All Amounts shown above are in thousands of dollars

Amy Yee Tennis Center Renovation

Project No:	MC-PR-41076	BSL Code:	BC-PR-40000
Project Type:	Discrete	BSL Name:	Fix It First
Project Category:	Rehabilitation or Restoration	Location:	2000 Martin Luther King Jr. Way, S.
Current Project Stage:	Stage 1 - Pre-Project Development	Council District:	Council District 3
Start/End Date:		Neighborhood District:	
Total Project Cost Range:	8,000 - 12,000	Urban Village:	North Rainier

This project provides building envelope and structural upgrades to stabilize Amy Yee Tennis Center. Examples of work includes re-roofing, insulation, structural upgrades, and addressing the building water penetration from the hillside. New court heating and ventilation and lighting replacement would also be implemented if budget allows, in addition to other interior renovations as identified in the 2019 feasibility study. These improvements would greatly improve the playing experience at the center and reduce the risk of additional deferred maintenance caused by the current roof and walls which have a number of known active leaks.

Resources	LTD Actuals	2024 Revised	2025	2026	2027	2028	2029	2030	Total
Seattle Park District Revenues	1,366	2,634	6,000	-	-	-	-	-	10,000
Total:	1,366	2,634	6,000	-	-	-	-	-	10,000
Fund Appropriations / Allocations *	LTD Actuals	2024 Revised	2025	2026	2027	2028	2029	2030	Total
Seattle Park District Fund	1,366	2,634	6,000	-	-	-	-	-	10,000
Total:	1,366	2,634	6,000	-	-	-	-	-	10,000

Financial Planning Strategy: This is an early planning estimate; total project cost will be determined once the project is baselined at 30% design.

O&M Impacts:

* Funds are appropriated through the Adopted Budget at the Budget Summary Level. All Amounts shown above are in thousands of dollars

Aquarium - Pier 59 Piling Replacement and Aquarium Redevelopment Debt Service

Project No:	MC-PR-31002	BSL Code:	BC-PR-30000
Project Type:	Debt Service	BSL Name:	Debt and Special Funding
Project Category:	Rehabilitation or Restoration	Location:	1483 Alaskan Wy
Current Project Stage:	N/A	Council District:	Council District 7
Start/End Date:	2005 - 2025	Neighborhood District:	Downtown
Total Project Cost:	\$36,979	Urban Village:	Downtown

This project supports debt service payments on 20-year Limited Tax General Obligation (LTGO) bonds that were issued in 2005 to pay for the replacement of the entire pier piling system of Pier 59, interior infrastructure improvements, and development of portions of the Aquarium by the Seattle Aquarium Society. The pier and Aquarium work was part of an overall plan to repair and redevelop the Aquarium and the Central Waterfront area, and to construct a new Aquarium entrance, exhibits, and visitor services on a portion of the pier. This work enhanced and extended the useful life of Pier 59 and the Aquarium.

Resources	LTD Actuals	2024 Revised	2025	2026	2027	2028	2029	2030	Total
Private Funding/Donations	8,071	170	166	-	-	-	-	-	8,408
Real Estate Excise Tax I	1,747	-	-	-	-	-	-	-	1,747
Real Estate Excise Tax II	23,791	1,487	1,485	-	-	-	-	-	26,763
Total:	33,609	1,657	1,652	-	-	-	-	-	36,918
Fund Appropriations / Allocations *	LTD Actuals	2024 Revised	2025	2026	2027	2028	2029	2030	Total
Park And Recreation Fund	1,378	170	166	-	-	-	-	-	1,715
REET I Capital Fund	1,747	-	-	-	-	-	-	-	1,747
REET II Capital Fund	23,791	1,487	1,485	-	-	-	-	-	26,763
Unrestricted Cumulative Reserve Fund	6,693	-	-	-	-	-	-	-	6,693
Total:	33,609	1,657	1,652	-	-	-	-	-	36,918

O&M Impacts: NA

* Funds are appropriated through the Adopted Budget at the Budget Summary Level. All Amounts shown above are in thousands of dollars

Aquarium Expansion

Project No:	MC-PR-21006	BSL Code:	BC-PR-20000
Project Type:	Discrete	BSL Name:	Building For The Future
Project Category:	Rehabilitation or Restoration	Location:	1483 Alaskan WAY
Current Project Stage:	Stage 5 - Construction	Council District:	Council District 7
Start/End Date:	2015 - 2024	Neighborhood District:	Downtown
Total Project Cost:	\$54,040	Urban Village:	Downtown

The Seattle Aquarium is owned by Seattle Parks and Recreation and operated by the non-profit Seattle Aquarium Society (SEAS). SEAS is planning a major expansion to the Aquarium's existing footprint to add new programming and visitor capacity. This project will provide a new Ocean Pavilion that will integrate with improvements made by The Office of the Waterfront along the Central Waterfront. SEAS also intends to make improvements to piers 59 and 60 to improve exhibit space and operations efficiency. Design and construction of the project is led by SEAS and coordinated with City investments by the Parks Department and Office of the Waterfront. This project is part of the overall waterfront improvement program and appropriates City matching funds for SEAS' project. The City provided \$34 million to SEAS for design and construction through a funding agreement authorized by City Council in 2019. In 2022 and 2023, the City and SEAS amended the Funding Agreement and the Operations and Management Agreement to include an additional \$20 million in Ocean Pavilion funding.

Resources	LTD Actuals	2024 Revised	2025	2026	2027	2028	2029	2030	Total
LTGO Bond Proceeds	26,984	(2,009)	-	-	-	-	-	-	24,975
Real Estate Excise Tax I	4,625	-	-	-	-	-	-	-	4,625
Real Estate Excise Tax II	4,440	-	-	-	-	-	-	-	4,440
Seattle Aquarium Society Funding	13,174	6,826	-	-	-	-	-	-	20,000
Total:	49,224	4,816	-	-	-	-	-	-	54,040
Fund Appropriations / Allocations *	LTD Actuals	2024 Revised	2025	2026	2027	2028	2029	2030	Total
2021 Taxable LTGO Bond Fund	9,000	-	-	-	-	-	-	-	9,000
2022 Multipurpose LTGO Bond Fund	11,975	-	-	-	-	-	-	-	11,975
2023 Multipurpose LTGO Bond Fund	19,184	4,816	-	-	-	-	-	-	24,000
REET I Capital Fund	4,625	-	-	-	-	-	-	-	4,625
REET II Capital Fund	4,440	-	-	-	-	-	-	-	4,440
Total:	49,224	4,816	-	-	-	-	-	-	54,040

O&M Impacts: NA

* Funds are appropriated through the Adopted Budget at the Budget Summary Level. All Amounts shown above are in thousands of dollars

Aquarium Expansion - Debt Service

Project No:	MC-PR-31009	BSL Code:	BC-PR-30000
Project Type:	Ongoing	BSL Name:	Debt and Special Funding
Project Category:	New Facility	Location:	1483 Alaskan Way
Current Project Stage:	N/A	Council District:	Council District 7
Start/End Date:	2020 - 2043	Neighborhood District:	Downtown
Total Project Cost:	N/A	Urban Village:	Downtown

The Seattle Aquarium is owned by Seattle Parks and Recreation and operated by the non-profit Seattle Aquarium Society (SEAS). SEAS is planning a major expansion to the Aquarium's existing footprint to add new programming and visitor capacity. This project supports debt service payments on 20-year Limited Tax General Obligation (LTGO) bonds to pay for the Aquarium Expansion project (MC-PR-21006). The Aquarium Expansion project is part of the overall plan to repair and redevelop the Aquarium and the Central Waterfront area.

Resources	LTD Actuals	2024 Revised	2025	2026	2027	2028	2029	2030	Total
Park and Recreation Fund	-	426	-	-	-	-	-	-	426
Real Estate Excise Tax I	2,229	1,665	1,671	1,671	1,675	1,674	1,671	1,679	13,935
Total:	2,229	2,091	1,671	1,671	1,675	1,674	1,671	1,679	14,361
Fund Appropriations / Allocations *	LTD Actuals	2024 Revised	2025	2026	2027	2028	2029	2030	Total
Park And Recreation Fund	-	426	-	-	-	-	-	-	426
REET I Capital Fund	2,229	1,665	1,671	1,671	1,675	1,674	1,671	1,679	13,935
Total:	2,229	2,091	1,671	1,671	1,675	1,674	1,671	1,679	14,361

O&M Impacts: NA

Aquarium Major Maintenance

Project No:	MC-PR-41004	BSL Code:	BC-PR-40000
Project Type:	Ongoing	BSL Name:	Fix It First
Project Category:	Rehabilitation or Restoration	Location:	1483 Alaskan WAY
Current Project Stage:	N/A	Council District:	Council District 7
Start/End Date:	N/A	Neighborhood District:	Downtown
Total Project Cost:	N/A	Urban Village:	Downtown

This ongoing project provides funds for major maintenance at the Aquarium and other related items. Typical projects include seawater pump replacement, tank repairs, energy efficient systems upgrades, exterior decking repairs, Americans with Disabilities (ADA) access improvements, roofing and seismic upgrades, and related work. The facility was constructed in 1980, and a partial addition was installed on Pier 59 portion of the building in 2006. Due to the harsh saltwater environment, Aquarium facilities have a shorter lifespan than similar facilities not located over saltwater. The individual projects will address health and safety codes, extend the life of the asset, improve access for all, reduce energy costs, and improve the overall Aquarium experience for the public.

Resources	LTD Actuals	2024 Revised	2025	2026	2027	2028	2029	2030	Total
Seattle Park District Revenues	5,723	2,411	1,409	1,465	1,524	1,585	1,648	1,714	17,480
Total:	5,723	2,411	1,409	1,465	1,524	1,585	1,648	1,714	17,480
Fund Appropriations / Allocations *	LTD Actuals	2024 Revised	2025	2026	2027	2028	2029	2030	Total
Seattle Park District Fund	5,723	2,411	1,409	1,465	1,524	1,585	1,648	1,714	17,480
Total:	5,723	2,411	1,409	1,465	1,524	1,585	1,648	1,714	17,480

O&M Impacts: NA

Arboretum North Entry Mitigation

Project No:	MC-PR-61004	BSL Code:	BC-PR-60000
Project Type:	Ongoing	BSL Name:	SR520 Mitigation
Project Category:	Rehabilitation or Restoration	Location:	
Current Project Stage:	N/A	Council District:	Council District 3
Start/End Date:	N/A	Neighborhood District:	
Total Project Cost:	N/A	Urban Village:	Not in an Urban Village

This ongoing project provides funding for new park development of the WSDOT Peninsula. This project is funded from a settlement agreement (GCB 3564) with the Washington State Department of Transportation (WSDOT), which authorizes the City to complete real property transactions and accepts the mitigation contribution toward the Arboretum North Entry Project, such settlement agreement facilitating WSDOT acquiring the required property rights for bidding the SR 520 Portage Bay Bridge Roanoke Lid Project in 2023. This project develops a park at the WSDOT Peninsula (the site of WSDOT's current SR520 field office), including realigning lake Washington Blvd., extending the multi-use trail to the Montlake Lid, and daylighting arboretum creek along with the associated pedestrian/vehicular bridges. The majority of the project will be implemented after WSDOT completes its work, 12/31/2031.

Resources	LTD Actuals	2024 Revised	2025	2026	2027	2028	2029	2030	Total
King County Funds	1	699	-	-	-	-	-	-	700
Use of Fund Balance	-	3,000	-	-	7,000	12,248	-	-	22,248
Total:	1	3,699	-	-	7,000	12,248	-	-	22,948
Fund Appropriations / Allocations *	LTD Actuals	2024 Revised	2025	2026	2027	2028	2029	2030	Total
Park Mitigation & Remediation	1	3,699	-	-	7,000	12,248	-	-	22,948
Total:	1	3,699	-	-	7,000	12,248	-	-	22,948

O&M Impacts:

* Funds are appropriated through the Adopted Budget at the Budget Summary Level. All Amounts shown above are in thousands of dollars

Arboretum Waterfront Trail Renovation

Project No:	MC-PR-61003	BSL Code:	BC-PR-60000
Project Type:	Discrete	BSL Name:	SR520 Mitigation
Project Category:	Improved Facility	Location:	2300 Arboretum DR E
Current Project Stage:	Stage 3 - Design	Council District:	Council District 3
Start/End Date:	2014 - 2025	Neighborhood District:	East District
Total Project Cost:	\$1,675	Urban Village:	Not in an Urban Village

This project renovates the portion of the trail from the former MOHAI parking lot to the western edge of Foster Island. Project elements include upland and wetland restoration, invasive species removal, native plant re-vegetation, and related repairs. This restoration will improve the health of the ecosystem and provide a more enjoyable pedestrian and bicycling experience.

Resources	LTD Actuals	2024 Revised	2025	2026	2027	2028	2029	2030	Total
State Grant Funds	8	847	-	-	-	-	-	-	855
State Interlocal Revenues	468	8	-	-	-	-	-	-	476
Use of Fund Balance	25	319	-	-	-	-	-	-	344
Total:	501	1,174	-	-	-	-	-	-	1,675
Fund Appropriations / Allocations *	LTD Actuals	2024 Revised	2025	2026	2027	2028	2029	2030	Total
Park Mitigation & Remediation	501	1,174	-	-	-	-	-	-	1,675
Total:	501	1,174	-	-	-	-	-	-	1,675

O&M Impacts: NA

Athletic Field Improvements

Project No:	MC-PR-21009	BSL Code:	BC-PR-20000
Project Type:	Ongoing	BSL Name:	Building For The Future
Project Category:	Improved Facility	Location:	Various
Current Project Stage:	N/A	Council District:	Multiple
Start/End Date:	N/A	Neighborhood District:	Multiple
Total Project Cost:	N/A	Urban Village:	Multiple

This project is an ongoing program designed to make small playability improvements at Seattle Athletic Fields. Funding for these improvements is provided by various sources, when available.

Resources	LTD Actuals	2024 Revised	2025	2026	2027	2028	2029	2030	Total
Athletic Field Revenues	717	31	-	-	-	-	-	-	748
Miscellaneous Grants or Donations	200	-	-	-	-	-	-	-	200
Real Estate Excise Tax II	2,827	-	-	-	-	-	-	-	2,827
Total:	3,744	31	-	-	-	-	-	-	3,775
Fund Appropriations / Allocations *	LTD Actuals	2024 Revised	2025	2026	2027	2028	2029	2030	Total
Park And Recreation Fund	917	31	-	-	-	-	-	-	948
REET II Capital Fund	2,827	-	-	-	-	-	-	-	2,827
Total:	3,744	31	-	-	-	-	-	-	3,775

O&M Impacts: NA

Athletic Field Replacements

Project No:	MC-PR-41070	BSL Code:	BC-PR-40000
Project Type:	Ongoing	BSL Name:	Fix It First
Project Category:	Rehabilitation or Restoration	Location:	N/A
Current Project Stage:	N/A	Council District:	Multiple
Start/End Date:	N/A	Neighborhood District:	Multiple
Total Project Cost:	N/A	Urban Village:	Multiple

This program replaces field surfacing systems for fields at the end of their lifecycle. These replacements may include replacement or addition of natural turf, fiber carpets, drainage features, infill material, shock attenuation layers, and other related work to allow the continued safe and playable use and scheduling of playfields for sports and other activities.

Resources	LTD Actuals	2024 Revised	2025	2026	2027	2028	2029	2030	Total
Real Estate Excise Tax I	4,323	281	-	-	-	-	-	-	4,605
Real Estate Excise Tax II	6,896	766	347	3,259	-	2,440	3,000	9,000	25,709
Total:	11,220	1,047	347	3,259	-	2,440	3,000	9,000	30,313
Fund Appropriations / Allocations *	LTD Actuals	2024 Revised	2025	2026	2027	2028	2029	2030	Total
REET I Capital Fund	4,323	281	-	-	-	-	-	-	4,605
REET II Capital Fund	6,896	766	347	3,259	-	2,440	3,000	9,000	25,709
Total:	11,220	1,047	347	3,259	-	2,440	3,000	9,000	30,313

O&M Impacts: NA

* Funds are appropriated through the Adopted Budget at the Budget Summary Level. All Amounts shown above are in thousands of dollars

Ballard Commons Park Improvements and Playground Development

Project No:	MC-PR-21016	BSL Code:	BC-PR-20000
Project Type:	Discrete	BSL Name:	Building For The Future
Project Category:	Improved Facility	Location:	5701 22nd Ave NW
Current Project Stage:	Stage 6 - Closeout	Council District:	Council District 6
Start/End Date:		Neighborhood District:	Ballard
Total Project Cost:	\$1,000	Urban Village:	Ballard

As part of City Councils' review of the 2022 proposed budget, \$1,000,000 was added to Seattle Parks and Recreation (SPR) for the development of a new playground at Ballard Commons Park and to conduct needed remediation to the park due to overuse during the pandemic.

Resources	LTD Actuals	2024 Revised	2025	2026	2027	2028	2029	2030	Total
Real Estate Excise Tax I	574	426	-	-	-	-	-	-	1,000
Total:	574	426	-	-	-	-	-	-	1,000
Fund Appropriations / Allocations *	LTD Actuals	2024 Revised	2025	2026	2027	2028	2029	2030	Total
REET I Capital Fund	574	426	-	-	-	-	-	-	1,000
Total:	574	426	-	-	-	-	-	-	1,000

O&M Impacts:

Beach Restoration Program

Project No:	MC-PR-41006	BSL Code:	BC-PR-40000
Project Type:	Ongoing	BSL Name:	Fix It First
Project Category:	Rehabilitation or Restoration	Location:	Citywide
Current Project Stage:	N/A	Council District:	Multiple
Start/End Date:	N/A	Neighborhood District:	Multiple
Total Project Cost:	N/A	Urban Village:	Not in an Urban Village

This ongoing project provides for periodic beach renourishment and related work at selected sites throughout the City. Work includes, but is not limited to, laying sand and gravel to replenish beaches that have eroded in recent years and to improve substrate for juvenile salmon habitat. This project supports the Restore Our Waters Strategy to improve Seattle's aquatic environments. Note: this Master Project is not funded in the future CIP; however this ongoing work will continue in future years to be fund out of the Major Maintenance Backlog & Asset Management Master Project.

Resources	LTD Actuals	2024 Revised	2025	2026	2027	2028	2029	2030	Total
King County Funds	1,500	-	-	-	-	-	-	-	1,500
Private Funding/Donations	348	446	-	-	-	-	-	-	794
Real Estate Excise Tax I	582	-	-	-	-	-	-	-	582
State Grant Funds	1,206	(21)	-	-	-	-	-	-	1,185
Use of Fund Balance	(21)	21	-	-	-	-	-	-	-
Total:	3,615	446	-	-	-	-	-	-	4,061
Fund Appropriations / Allocations *	LTD Actuals	2024 Revised	2025	2026	2027	2028	2029	2030	Total
Beach Maintenance Fund	579	-	-	-	-	-	-	-	579
Park And Recreation Fund	2,204	446	-	-	-	-	-	-	2,650
REET I Capital Fund	582	-	-	-	-	-	-	-	582
Unrestricted Cumulative Reserve Fund	250	-	-	-	-	-	-	-	250
Total:	3,615	446	-	-	-	-	-	-	4,061

O&M Impacts: NA

Boat Moorage Restoration

Project No:	MC-PR-41021	BSL Code:	BC-PR-40000
Project Type:	Discrete	BSL Name:	Fix It First
Project Category:	Rehabilitation or Restoration	Location:	201 Lakeside AVE
Current Project Stage:		Council District:	Council District 2
Start/End Date:		Neighborhood District:	Central
Total Project Cost:	\$8,114	Urban Village:	Not in an Urban Village

This project renovates City-owned boat moorages throughout the park system. Work includes, but is not limited to, repairs to the piles, caps, stringers, decking, and breakwater structures. These repairs expand water access and extend the useful life of boat moorages.

Resources	LTD Actuals	2024 Revised	2025	2026	2027	2028	2029	2030	Total
Concession Revenues	300	-	-	-	-	-	-	-	300
Real Estate Excise Tax I	397	5,917	-	-	-	-	-	-	6,314
State Grant Funds	134	1,366	-	-	-	-	-	-	1,500
Use of Fund Balance	(31)	31	-	-	-	-	-	-	-
Total:	800	7,314	-	-	-	-	-	-	8,114
Fund Appropriations / Allocations *	LTD Actuals	2024 Revised	2025	2026	2027	2028	2029	2030	Total
Park And Recreation Fund	103	1,397	-	-	-	-	-	-	1,500
REET I Capital Fund	397	5,917	-	-	-	-	-	-	6,314
Unrestricted Cumulative Reserve Fund	300	-	-	-	-	-	-	-	300
Total:	800	7,314	-	-	-	-	-	-	8,114

O&M Impacts: NA

Bryant Site Development

Project No:	MC-PR-61002	BSL Code:	BC-PR-60000
Project Type:	Discrete	BSL Name:	SR520 Mitigation
Project Category:	Improved Facility	Location:	1101 NE Boat ST
Current Project Stage:	Stage 6 - Closeout	Council District:	Council District 4
Start/End Date:	2013 - 2024	Neighborhood District:	Northeast
Total Project Cost:	\$12,239	Urban Village:	University District

This project, funded with monies from the University of Washington and the Washington State Department of Transportation, remediates and develops a replacement park site at 1101 NE Boat Street for lands lost at the Washington Park Arboretum and East Montlake Park for the development of the new State Route 520 Bridge and HOV project, I-5 to Medina. Improvements include demolition, site remediation, design, and development of a new waterfront park. The replacement park continues to serve city-wide park needs. This replacement park has been re-named to "Fritz Hedges Waterway Park".

Resources	LTD Actuals	2024 Revised	2025	2026	2027	2028	2029	2030	Total
State Interlocal Revenues	11,389	-	-	-	-	-	-	-	11,389
Use of Fund Balance	645	205	-	-	-	-	-	-	850
Total:	12,034	205	-	-	-	-	-	-	12,239
Fund Appropriations / Allocations *	LTD Actuals	2024 Revised	2025	2026	2027	2028	2029	2030	Total
Park Mitigation & Remediation	12,034	205	-	-	-	-	-	-	12,239
Total:	12,034	205	-	-	-	-	-	-	12,239

O&M Impacts: NA

Carkeek Park Bridge Replacement Project

Project No:	MC-PR-41075	BSL Code:	BC-PR-40000
Project Type:	Discrete	BSL Name:	Fix It First
Project Category:	Rehabilitation or Restoration	Location:	950 NW Carkeek Park Road
Current Project Stage:	Stage 1 - Pre-Project Development	Council District:	Council District 5
Start/End Date:	2022 - 2026	Neighborhood District:	Northwest
Total Project Cost:	\$7,466	Urban Village:	Not in an Urban Village

This project replaces and removes the existing pedestrian bridge that provides access to the beach at Carkeek Park and other related items. Examples of work include but are not limited to installing new bridge foundations, columns, and decking, improvements to the parking lot and walkways to ensure accessibility, and repair of parking lots and roadways that may be impacted by construction traffic.

Resources	LTD Actuals	2024 Revised	2025	2026	2027	2028	2029	2030	Total
Real Estate Excise Tax I	371	1,529	2,704	562	-	-	-	-	5,166
State Grant Funds	-	2,300	-	-	-	-	-	-	2,300
Total:	371	3,829	2,704	562	-	-	-	-	7,466
Fund Appropriations / Allocations *	LTD Actuals	2024 Revised	2025	2026	2027	2028	2029	2030	Total
Park And Recreation Fund	-	2,300	-	-	-	-	-	-	2,300
REET I Capital Fund	371	1,529	2,704	562	-	-	-	-	5,166
Total:	371	3,829	2,704	562	-	-	-	-	7,466

O&M Impacts:

Community Center Rehabilitation & Development

Project No:	MC-PR-41002	BSL Code:	BC-PR-40000
Project Type:	Ongoing	BSL Name:	Fix It First
Project Category:	Rehabilitation or Restoration	Location:	Citywide
Current Project Stage:	N/A	Council District:	Multiple
Start/End Date:	N/A	Neighborhood District:	Multiple
Total Project Cost:	N/A	Urban Village:	Multiple

This ongoing project provides funding for improvements at all parks and recreation community centers. Typical improvements include renovation, upgrades, or replacement of major building systems, roof and building envelopes, seismic upgrades, painting, energy efficient lighting and other environmentally sustainable building components, Americans with Disabilities (ADA) access improvements, and related work. In some instances, facilities will be replaced or remodeled to improve programming space. The individual projects will address health and safety codes, extend the life of the asset, improve access for all, reduce energy costs, improve the overall community center experience for the public, and meet today's and future recreation needs.

Resources	LTD Actuals	2024 Revised	2025	2026	2027	2028	2029	2030	Total
Federal Grant Funds	-	507	-	-	-	-	-	-	507
LTGO Bond Proceeds	-	-	-	16,900	-	-	-	-	16,900
Park and Recreation Fund	71	43	-	-	-	-	-	-	114
Real Estate Excise Tax I	191	4,377	-	-	-	4,497	4,445	2,843	16,352
Real Estate Excise Tax II	2,837	6,271	765	6,042	6,953	5,371	1,205	1,200	30,644
Seattle Park District Revenues	7,905	9,985	445	463	482	501	521	542	20,844
Total:	11,005	21,182	1,211	23,405	7,434	10,369	6,171	4,585	85,361
Fund Appropriations / Allocations *	LTD Actuals	2024 Revised	2025	2026	2027	2028	2029	2030	Total
2026 Multipurpose LTGO Bond Fund	-	-	-	16,900	-	-	-	-	16,900
Park And Recreation Fund	71	549	-	-	-	-	-	-	621
REET I Capital Fund	191	4,377	-	-	-	4,497	4,445	2,843	16,352
REET II Capital Fund	2,837	6,271	765	6,042	6,953	5,371	1,205	1,200	30,644
Seattle Park District Fund	7,905	9,985	445	463	482	501	521	542	20,844
Total:	11,005	21,182	1,211	23,405	7,434	10,369	6,171	4,585	85,361

O&M Impacts: NA

* Funds are appropriated through the Adopted Budget at the Budget Summary Level. All Amounts shown above are in thousands of dollars

Debt Service: Park District

Project No:	MC-PR-31010	BSL Code:	BC-PR-30000
Project Type:	Debt Service	BSL Name:	Debt and Special Funding
Project Category:	Improved Facility	Location:	Multiple
Current Project Stage:	Stage 1 - Pre-Project Development	Council District:	
Start/End Date:	2026 - 2048	Neighborhood District:	
Total Project Cost:	\$66,654	Urban Village:	Multiple

This project funds the 20-year debt service payment on bonds issued from 2025-2028 to pay for pre-committed Seattle Park District Projects.

Resources	LTD Actuals	2024 Revised	2025	2026	2027	2028	2029	2030	Total
Seattle Park District Revenues	-	-	-	6,735	14,980	14,980	14,980	14,980	66,654
Total:	-	-	-	6,735	14,980	14,980	14,980	14,980	66,654
Fund Appropriations / Allocations *	LTD Actuals	2024 Revised	2025	2026	2027	2028	2029	2030	Total
Seattle Park District Fund	-	-	-	6,735	14,980	14,980	14,980	14,980	66,654
Total:	-	-	-	6,735	14,980	14,980	14,980	14,980	66,654

O&M Impacts:

Duwamish Waterway Park Improvements

Project No:	MC-PR-21014	BSL Code:	BC-PR-20000
Project Type:	Discrete	BSL Name:	Building For The Future
Project Category:	Improved Facility	Location:	10th Ave S / S Elmgrove
Current Project Stage:	Stage 6 - Closeout	Council District:	Council District 1
Start/End Date:	2019 - 2025	Neighborhood District:	Greater Duwamish
Total Project Cost:	\$812	Urban Village:	Greater Duwamish

This project will make major improvements to Duwamish Waterway Park, including installation of a new play area, renovation of grill/picnic areas, addition of pathways and a drinking fountain, and related work. This project is funded by public and private sources.

Resources	LTD Actuals	2024 Revised	2025	2026	2027	2028	2029	2030	Total
Private Funding/Donations	812	-	-	-	-	-	-	-	812
Total:	812	-	-	-	-	-	-	-	812
Fund Appropriations / Allocations *	LTD Actuals	2024 Revised	2025	2026	2027	2028	2029	2030	Total
Park And Recreation Fund	812	-	-	-	-	-	-	-	812
Total:	812	-	-	-	-	-	-	-	812

O&M Impacts: NA

Emma Schmitz Sea Wall Replacement-2008 Levy

Project No:	MC-PR-16008	BSL Code:	BC-PR-10000
Project Type:	Discrete	BSL Name:	2008 Parks Levy
Project Category:	Rehabilitation or Restoration	Location:	4503 Beach DR SW
Current Project Stage:	Stage 6 - Closeout	Council District:	Council District 1
Start/End Date:	2014 - 2024	Neighborhood District:	Southwest
Total Project Cost:	\$1,508	Urban Village:	Not in an Urban Village

This project, funded with 2008 Parks Levy funds redirected from the Seattle Asian Art Museum renovation project, is Seattle Parks' share of the replacement of the seawall which was failing. The Army Corps of Engineers funded a study to determine the best option for replacement or repair of the seawall. The new seawall will minimize the impact on the beach, address rising seawater, and create better contours for the restoration landscaping on the landward portion of the overlook area. Parks and the Army Corps will share the costs of the project (Parks 35% and Army Corps 65%).

Resources	LTD Actuals	2024 Revised	2025	2026	2027	2028	2029	2030	Total
Seattle Voter-Approved Levy	1,508	-	-	-	-	-	-	-	1,508
Total:	1,508	-	-	-	-	-	-	-	1,508
Fund Appropriations / Allocations *	LTD Actuals	2024 Revised	2025	2026	2027	2028	2029	2030	Total
2008 Parks Levy Fund	1,508	-	-	-	-	-	-	-	1,508
Total:	1,508	-	-	-	-	-	-	-	1,508

O&M Impacts: NA

First Hill Park Development

Project No:	MC-PR-15015	BSL Code:	BC-PR-10000
Project Type:	Discrete	BSL Name:	2008 Parks Levy
Project Category:	Improved Facility	Location:	1201 University ST
Current Project Stage:	Stage 6 - Closeout	Council District:	Council District 2
Start/End Date:	2018 - 2024	Neighborhood District:	East District
Total Project Cost:	\$1,017	Urban Village:	First Hill/Capitol Hill

This project re-develops a First Hill Park in the First Hill community. This project is part of the 2008 Parks Levy using funds reallocated from Neighborhood Park Acquisitions.

Resources	LTD Actuals	2024 Revised	2025	2026	2027	2028	2029	2030	Total
Private Funding/Donations	497	9	-	-	-	-	-	-	506
Seattle Voter-Approved Levy	521	(9)	-	-	-	-	-	-	511
Total:	1,017	-	-	-	-	-	-	-	1,017
Fund Appropriations / Allocations *	LTD Actuals	2024 Revised	2025	2026	2027	2028	2029	2030	Total
2008 Parks Levy Fund	1,017	-	-	-	-	-	-	-	1,017
Total:	1,017	-	-	-	-	-	-	-	1,017

O&M Impacts: NA

Freeway Park Improvements

Project No:	MC-PR-21011	BSL Code:	BC-PR-20000
Project Type:	Discrete	BSL Name:	Building For The Future
Project Category:	Improved Facility	Location:	1227 9th AVE
Current Project Stage:	Stage 3 - Design	Council District:	Council District 7
Start/End Date:	2018 - 2025	Neighborhood District:	Downtown
Total Project Cost:	\$10,000	Urban Village:	First Hill/Capitol Hill

This project will make major improvements to Freeway Park, including renovation and upgrades to its electrical and lighting systems, utilities, and storm-water infrastructure. Related work may also include enhancements to entries, renovation of the public restroom, site furnishings, wayfinding, programming and activation. This project is funded with mitigation funds allocated from the convention center expansion public benefits package.

Resources	LTD Actuals	2024 Revised	2025	2026	2027	2028	2029	2030	Total
Private Funding/Donations	2,810	7,190	-	-	-	-	-	-	10,000
Total:	2,810	7,190	-	-	-	-	-	-	10,000
Fund Appropriations / Allocations *	LTD Actuals	2024 Revised	2025	2026	2027	2028	2029	2030	Total
Park And Recreation Fund	2,810	7,190	-	-	-	-	-	-	10,000
Total:	2,810	7,190	-	-	-	-	-	-	10,000

O&M Impacts: NA

Gas Works Park - Remediation

Project No:	MC-PR-31007	BSL Code:	BC-PR-30000
Project Type:	Ongoing	BSL Name:	Debt and Special Funding
Project Category:	Rehabilitation or Restoration	Location:	2101 N Northlake Wy
Current Project Stage:	N/A	Council District:	Council District 4
Start/End Date:	N/A	Neighborhood District:	Lake Union
Total Project Cost:	N/A	Urban Village:	Not in an Urban Village

This ongoing project supports the overall cleanup efforts at the Gas Works Park site (including the uplands and sediments), provides ongoing efforts to ensure the measures constructed for remediation of soils at Gas Works Park remain effective. Activities include maintenance and operation of soil cap and other institutional controls; and other related work. All measures of the project must be executed in accordance with the Consent Decree established in 1998, requiring Seattle Parks and Recreation, Puget Sound Energy, and the Department of Ecology to implement a Cleanup Action Plan and subsequent cleanup activities. The ongoing project, in coordination with SPU, supports the overall multi-agency cleanup efforts at Gas Works Park.

Resources	LTD Actuals	2024 Revised	2025	2026	2027	2028	2029	2030	Total
General Fund	402	-	-	-	-	-	-	-	402
Miscellaneous Grants or Donations	175	-	-	-	-	-	-	-	175
Real Estate Excise Tax I	2,260	-	-	-	-	1,302	-	-	3,563
Real Estate Excise Tax II	1,679	266	330	330	1,720	1,938	2,040	2,040	10,343
State Grant Funds	165	289	-	-	-	-	-	-	454
Total:	4,682	555	330	330	1,720	3,240	2,040	2,040	14,936
Fund Appropriations / Allocations *	LTD Actuals	2024 Revised	2025	2026	2027	2028	2029	2030	Total
Gasworks Park Contamination Remediation Fund	402	-	-	-	-	-	-	-	402
Park And Recreation Fund	340	289	-	-	-	-	-	-	629
REET I Capital Fund	2,260	-	-	-	-	1,302	-	-	3,563
REET II Capital Fund	1,679	266	330	330	1,720	1,938	2,040	2,040	10,343
Total:	4,682	555	330	330	1,720	3,240	2,040	2,040	14,936

O&M Impacts: NA

* Funds are appropriated through the Adopted Budget at the Budget Summary Level. All Amounts shown above are in thousands of dollars

Golf - Capital Improvements

Project No:	MC-PR-31005	BSL Code:	BC-PR-30000
Project Type:	Ongoing	BSL Name:	Debt and Special Funding
Project Category:	Rehabilitation or Restoration	Location:	Citywide
Current Project Stage:	N/A	Council District:	Multiple
Start/End Date:	N/A	Neighborhood District:	Multiple
Total Project Cost:	N/A	Urban Village:	Multiple

This project is an ongoing program designed to improve the four City-owned golf courses (Interbay, Jackson, Jefferson, and West Seattle), along with other related items. Funding for golf improvements is provided by previous years golf operating revenues.

Resources	LTD Actuals	2024 Revised	2025	2026	2027	2028	2029	2030	Total
Golf Revenues	4,183	6,495	-	-	-	-	-	-	10,678
King County Parks Levy	-	-	-	-	-	-	-	-	-
King County Voter-Approved Levy	7,663	1,268	-	-	-	-	-	-	8,931
Total:	11,846	7,763	-	-	-	-	-	-	19,609
Fund Appropriations / Allocations *	LTD Actuals	2024 Revised	2025	2026	2027	2028	2029	2030	Total
King County Parks Levy Fund	7,663	1,268	-	-	-	-	-	-	8,931
Park And Recreation Fund	1,689	6,495	-	-	-	-	-	-	8,183
Unrestricted Cumulative Reserve Fund	2,495	-	-	-	-	-	-	-	2,495
Total:	11,846	7,763	-	-	-	-	-	-	19,609

O&M Impacts: NA

Golf Master Plan Implementation

Project No:	MC-PR-31004	BSL Code:	BC-PR-30000
Project Type:	Discrete	BSL Name:	Debt and Special Funding
Project Category:	Improved Facility	Location:	Citywide
Current Project Stage:	Stage 3 - Design	Council District:	Multiple
Start/End Date:	2010 - 2025	Neighborhood District:	Multiple
Total Project Cost:	\$17,024	Urban Village:	Multiple

This project provides improvements to the four City-owned golf courses (Interbay, Jackson, Jefferson, and West Seattle), including but not limited to, building replacements, driving ranges, cart path improvements, and course and landscaping renovation. The project will expand Golf program capacity and revenues by implementing portions of the Golf Master Plan and related work, placing player experience and revenue generating improvements up front.

Resources	LTD Actuals	2024 Revised	2025	2026	2027	2028	2029	2030	Total
Golf Revenues	1	499	-	-	-	-	-	-	500
LTGO Bond Proceeds	15,899	-	-	-	-	-	-	-	15,899
Use of Fund Balance	-	626	-	-	-	-	-	-	626
Total:	15,900	1,124	-	-	-	-	-	-	17,024
Fund Appropriations / Allocations *	LTD Actuals	2024 Revised	2025	2026	2027	2028	2029	2030	Total
2010 Multipurpose LTGO Bond Fund	863	-	-	-	-	-	-	-	863
2011 Multipurpose LTGO Bond Fund	2,049	-	-	-	-	-	-	-	2,049
2012 Multipurpose LTGO Bond Fund	4,155	-	-	-	-	-	-	-	4,155
2013 Multipurpose LTGO Bond Fund	1,810	-	-	-	-	-	-	-	1,810
2014 Multipurpose LTGO Bond Fund	5,485	-	-	-	-	-	-	-	5,485
2015 Multipurpose LTGO Bond Fund	1,537	-	-	-	-	-	-	-	1,537
Park And Recreation Fund	1	499	-	-	-	-	-	-	500
Unrestricted Cumulative Reserve Fund	-	626	-	-	-	-	-	-	626
Total:	15,900	1,124	-	-	-	-	-	-	17,024

O&M Impacts: NA

Green Lake CC - Evans Pool Roof Replacement & Solar Hot Water

Project No:	MC-PR-41034	BSL Code:	BC-PR-40000
Project Type:	Discrete	BSL Name:	Fix It First
Project Category:	Rehabilitation or Restoration	Location:	7201 E Green Lake Dr N
Current Project Stage:	Stage 6 - Closeout	Council District:	Council District 6
Start/End Date:	2013 - 2024	Neighborhood District:	Northwest
Total Project Cost:	\$1,672	Urban Village:	Green Lake

This project demolishes the existing 15,130 square foot Evans Pool roof and the 13,625 Community Center roof and replaces them with a rubberized membrane roofing/EPDM system and solar panels to supplement the pool hot water system, seismic improvements, and related work. The flat roof section of the roof will accommodate a 1,000,000 Btu/day system and will help to reduce pool heating costs.

Resources	LTD Actuals	2024 Revised	2025	2026	2027	2028	2029	2030	Total
Real Estate Excise Tax I	1,402	271	-	-	-	-	-	-	1,672
Total:	1,402	271	-	-	-	-	-	-	1,672
Fund Appropriations / Allocations *	LTD Actuals	2024 Revised	2025	2026	2027	2028	2029	2030	Total
REET I Capital Fund	1,402	271	-	-	-	-	-	-	1,672
Total:	1,402	271	-	-	-	-	-	-	1,672

O&M Impacts: NA

Green Lake Community Center & Evans Pool Substantial Alteration

Project No:	MC-PR-41071	BSL Code:	BC-PR-40000
Project Type:	Discrete	BSL Name:	Fix It First
Project Category:	Rehabilitation or Restoration	Location:	7201 E Green Lake DR N
Current Project Stage:	Stage 2 - Initiation, Project Definition, & Planning	Council District:	Council District 6
Start/End Date:		Neighborhood District:	Northwest
Total Project Cost:	\$61,688	Urban Village:	Green Lake

This project will provide a comprehensive renovation of Green Lake Community Center and Evans pool to extend the life of the facility and update it to meet current programming needs, building code compliance, standards, and other related items.

Resources	LTD Actuals	2024 Revised	2025	2026	2027	2028	2029	2030	Total
LTGO Bond Proceeds	-	-	-	56,000	-	-	-	-	56,000
Real Estate Excise Tax II	1,000	-	-	-	-	-	-	-	1,000
Seattle Park District Revenues	294	3,206	521	667	-	-	-	-	4,688
Total:	1,294	3,206	521	56,667	-	-	-	-	61,688
Fund Appropriations / Allocations *	LTD Actuals	2024 Revised	2025	2026	2027	2028	2029	2030	Total
2026 Multipurpose LTGO Bond Fund	-	-	-	56,000	-	-	-	-	56,000
REET II Capital Fund	1,000	-	-	-	-	-	-	-	1,000
Seattle Park District Fund	294	3,206	521	667	-	-	-	-	4,688
Total:	1,294	3,206	521	56,667	-	-	-	-	61,688

O&M Impacts: NA

Green Space Acquisitions- 2008 Parks Levy

Project No:	MC-PR-12001	BSL Code:	BC-PR-10000
Project Type:	Ongoing	BSL Name:	2008 Parks Levy
Project Category:	New Facility	Location:	Citywide
Current Project Stage:	N/A	Council District:	Multiple
Start/End Date:	N/A	Neighborhood District:	Multiple
Total Project Cost:	N/A	Urban Village:	Multiple

This project provides for acquisition of properties to fill gaps in existing public ownership and preserve continuity in existing public ownership. The project scope targets acquisitions in the following designated green spaces: Arroyos Natural Area, East Duwamish Greenbelt, Northeast Queen Anne Greenbelt, Ravenna Woods, Thornton Creek Watershed, and West Duwamish Greenbelt. Levy funds are supplemented by grants and funds from other sources for these acquisitions. This project is part of the 2008 Parks Levy.

Resources	LTD Actuals	2024 Revised	2025	2026	2027	2028	2029	2030	Total
Interest Earnings	305	-	-	-	-	-	-	-	305
Seattle Voter-Approved Levy	9,181	5	-	-	-	-	-	-	9,186
Total:	9,486	5	-	-	-	-	-	-	9,491
Fund Appropriations / Allocations *	LTD Actuals	2024 Revised	2025	2026	2027	2028	2029	2030	Total
2008 Parks Levy Fund	9,181	5	-	-	-	-	-	-	9,186
Open Spaces & Trails Bond Fund	305	-	-	-	-	-	-	-	305
Total:	9,486	5	-	-	-	-	-	-	9,491

O&M Impacts: NA

* Funds are appropriated through the Adopted Budget at the Budget Summary Level. All Amounts shown above are in thousands of dollars

Hiawatha Community Center Renovation-2008 Levy

Project No:	MC-PR-16010	BSL Code:	BC-PR-10000
Project Type:	Discrete	BSL Name:	2008 Parks Levy
Project Category:	Rehabilitation or Restoration	Location:	2700 California AVE SW
Current Project Stage:	Stage 5 - Construction	Council District:	Council District 1
Start/End Date:	2014 - 2025	Neighborhood District:	Southwest
Total Project Cost:	\$1,193	Urban Village:	Admiral District

This project, funded with 2008 Parks Levy funds redirected from the Seattle Asian Art Museum renovation project, renovates the building to include an updated kitchen, interior space renovations, new electrical, water and sewer services, exterior and seismic upgrades, ADA improvements, and other related work. Combined, these major systems and programmatic renovations will allow the building to operate more efficiently, and increases the opportunities for more facility rentals.

Resources	LTD Actuals	2024 Revised	2025	2026	2027	2028	2029	2030	Total
Seattle Voter-Approved Levy	284	910	-	-	-	-	-	-	1,193
Total:	284	910	-	-	-	-	-	-	1,193
Fund Appropriations / Allocations *	LTD Actuals	2024 Revised	2025	2026	2027	2028	2029	2030	Total
2008 Parks Levy Fund	284	910	-	-	-	-	-	-	1,193
Total:	284	910	-	-	-	-	-	-	1,193

O&M Impacts: NA

Hubbard Homestead Park (Northgate) Acquisition- Debt Service

Project No:	MC-PR-31003	BSL Code:	BC-PR-30000
Project Type:	Debt Service	BSL Name:	Debt and Special Funding
Project Category:	New Facility	Location:	NE 112th St
Current Project Stage:	N/A	Council District:	Multiple
Start/End Date:	2007 - 2027	Neighborhood District:	Multiple
Total Project Cost:	\$4,191	Urban Village:	Northgate

This project funds the 20-year debt service payment on \$3 million Limited Tax General Obligation (LTGO) debt issued in 2007 to pay for the acquisition of the new Northgate Urban Center Park.

Resources	LTD Actuals	2024 Revised	2025	2026	2027	2028	2029	2030	Total
Real Estate Excise Tax I	3,307	220	221	221	220	-	-	-	4,190
Total:	3,307	220	221	221	220	-	-	-	4,190
Fund Appropriations / Allocations *	LTD Actuals	2024 Revised	2025	2026	2027	2028	2029	2030	Total
REET I Capital Fund	3,307	220	221	221	220	-	-	-	4,190
Total:	3,307	220	221	221	220	-	-	-	4,190

O&M Impacts: NA

HVAC System Duct Cleaning Program - Large Buildings

Project No:	MC-PR-41028	BSL Code:	BC-PR-40000
Project Type:	Ongoing	BSL Name:	Fix It First
Project Category:	Rehabilitation or Restoration	Location:	Citywide
Current Project Stage:	N/A	Council District:	Multiple
Start/End Date:	N/A	Neighborhood District:	Multiple
Total Project Cost:	N/A	Urban Village:	Multiple

This ongoing project provides periodic (every two to five years) cleaning of the air ducts in the heating, ventilation, and air conditioning (HVAC) systems in pool natatoriums, community centers, and other Department-owned buildings. This maintenance increases the lifespan of these systems and reduces potential future major maintenance projects.

Resources	LTD Actuals	2024 Revised	2025	2026	2027	2028	2029	2030	Total
Property Sales and Interest Earnings	485	40	35	35	35	35	35	35	735
Total:	485	40	35	35	35	35	35	35	735
Fund Appropriations / Allocations *	LTD Actuals	2024 Revised	2025	2026	2027	2028	2029	2030	Total
Unrestricted Cumulative Reserve Fund	485	40	35	35	35	35	35	35	735
Total:	485	40	35	35	35	35	35	35	735

O&M Impacts: NA

Improve Dog Off-Leash Areas

Project No:	MC-PR-51002	BSL Code:	BC-PR-50000
Project Type:	Ongoing	BSL Name:	Maintaining Parks and Facilities
Project Category:	Improved Facility	Location:	Citywide
Current Project Stage:	N/A	Council District:	Multiple
Start/End Date:	N/A	Neighborhood District:	Multiple
Total Project Cost:	N/A	Urban Village:	Multiple

This ongoing project improves the City's dog off-leash areas, most of which have aging infrastructure. This project will also support new dog off-leash areas as funding is provided. Typical projects will improve Americans with Disabilities (ADA) access, address drainage and erosion issues, update aging infrastructure, and related work. These projects make these off-leash areas make more accessible and safe for parks users.

Resources	LTD Actuals	2024 Revised	2025	2026	2027	2028	2029	2030	Total
Real Estate Excise Tax II	101	-	-	-	-	-	-	-	101
Seattle Park District Revenues	1,004	435	1,569	1,574	350	156	162	169	5,419
Total:	1,105	435	1,569	1,574	350	156	162	169	5,520
Fund Appropriations / Allocations *	LTD Actuals	2024 Revised	2025	2026	2027	2028	2029	2030	Total
REET II Capital Fund	101	-	-	-	-	-	-	-	101
Seattle Park District Fund	1,004	435	1,569	1,574	350	156	162	169	5,419
Total:	1,105	435	1,569	1,574	350	156	162	169	5,520

O&M Impacts: NA

Irrigation Replacement and Outdoor Infrastructure Program

Project No:	MC-PR-41020	BSL Code:	BC-PR-40000
Project Type:	Ongoing	BSL Name:	Fix It First
Project Category:	Rehabilitation or Restoration	Location:	Citywide
Current Project Stage:	N/A	Council District:	Multiple
Start/End Date:	N/A	Neighborhood District:	Multiple
Total Project Cost:	N/A	Urban Village:	Multiple

This ongoing project funds studies, renovation, and upgrades for the Department's park irrigation and outdoor infrastructure systems (e.g., water mains, irrigation and drainage lines, sanitary and storm sewers, electrical utilities, roads, paths, trails, retaining walls, bridges, saltwater piers, and related infrastructure). Specific projects are determined by the studies and operational considerations, along with emergency projects. This project provides conservation benefits by reducing water loss due to leaking systems, allocating water flow more efficiently through improved technology, and implementing other related work. It also extends the useful life of the infrastructure and living assets (i.e., plants), and makes the department more resilient to drought and heat conditions due to climate change.

Resources	LTD Actuals	2024 Revised	2025	2026	2027	2028	2029	2030	Total
Drainage and Wastewater Rates	40	-	-	-	-	-	-	-	40
Real Estate Excise Tax I	959	27	-	-	-	-	-	-	985
Real Estate Excise Tax II	2,147	413	550	550	550	550	550	550	5,859
Seattle Park District Revenues	12	1,301	697	724	753	783	815	847	5,934
Total:	3,158	1,741	1,247	1,274	1,303	1,333	1,365	1,397	12,818
Fund Appropriations / Allocations *	LTD Actuals	2024 Revised	2025	2026	2027	2028	2029	2030	Total
REET I Capital Fund	959	27	-	-	-	-	-	-	985
REET II Capital Fund	2,147	413	550	550	550	550	550	550	5,859
Seattle Park District Fund	12	1,301	697	724	753	783	815	847	5,934
Unrestricted Cumulative Reserve Fund	40	-	-	-	-	-	-	-	40
Total:	3,158	1,741	1,247	1,274	1,303	1,333	1,365	1,397	12,818

O&M Impacts: NA

* Funds are appropriated through the Adopted Budget at the Budget Summary Level. All Amounts shown above are in thousands of dollars

Joint Preschool Site and Tenant Improvements

Project No:	MC-PR-41042	BSL Code:	BC-PR-40000
Project Type:	Ongoing	BSL Name:	Fix It First
Project Category:	Improved Facility	Location:	Citywide
Current Project Stage:	N/A	Council District:	Multiple
Start/End Date:	N/A	Neighborhood District:	Multiple
Total Project Cost:	\$3,838	Urban Village:	Not in an Urban Village

This project provides funding to evaluate, plan, and design preschool classrooms and to further perform the necessary alterations, tenant improvements, site improvements, and other related improvements necessary to expand, renovate, or construct preschool classrooms at Parks sites/facilities. This project is primarily funded by the Seattle Preschool Program Levy.

Resources	LTD Actuals	2024 Revised	2025	2026	2027	2028	2029	2030	Total
Real Estate Excise Tax II	9	-	-	-	-	-	-	-	9
Seattle Preschool Program Levy Funds	3,211	619	-	-	-	-	-	-	3,830
Total:	3,219	619	-	-	-	-	-	-	3,838
Fund Appropriations / Allocations *	LTD Actuals	2024 Revised	2025	2026	2027	2028	2029	2030	Total
REET II Capital Fund	9	-	-	-	-	-	-	-	9
Seattle Preschool Levy Fund	3,211	619	-	-	-	-	-	-	3,830
Total:	3,219	619	-	-	-	-	-	-	3,838

O&M Impacts: NA

Lake City Community Center Redevelopment

Project No:	MC-PR-41040	BSL Code:	BC-PR-40000
Project Type:	Discrete	BSL Name:	Fix It First
Project Category:	Improved Facility	Location:	12531 28th Avenue NE
Current Project Stage:	Stage 2 - Initiation, Project Definition, & Planning	Council District:	Council District 5
Start/End Date:		Neighborhood District:	North
Total Project Cost:	\$45,100	Urban Village:	Lake City

This project will replace the current Lake City Community Center with a new facility and perform other related work. The new Lake City Community Center will be more accessible for all users and include improved recreation spaces. The project began with a feasibility study that identified the probable costs associated with a variety of options such as underground parking, gym size, possible childcare rooms and facilities, and number of floors and other recreation spaces.

Resources	LTD Actuals	2024 Revised	2025	2026	2027	2028	2029	2030	Total
LTGO Bond Proceeds	-	-	-	28,000	-	-	-	-	28,000
Real Estate Excise Tax I	500	-	-	3,375	-	-	-	-	3,875
Real Estate Excise Tax II	306	3,194	2,163	562	-	-	-	-	6,226
State Grant Funds	-	2,000	-	-	-	-	-	-	2,000
Total:	806	5,194	2,163	31,937	-	-	-	-	40,100
Fund Appropriations / Allocations *	LTD Actuals	2024 Revised	2025	2026	2027	2028	2029	2030	Total
2026 Multipurpose LTGO Bond Fund	-	-	-	28,000	-	-	-	-	28,000
Park And Recreation Fund	-	2,000	-	-	-	-	-	-	2,000
REET I Capital Fund	500	-	-	3,375	-	-	-	-	3,875
REET II Capital Fund	306	3,194	2,163	562	-	-	-	-	6,226
Total:	806	5,194	2,163	31,937	-	-	-	-	40,100

O&M Impacts: NA

Landscape Restoration Program

Project No:	MC-PR-41017	BSL Code:	BC-PR-40000
Project Type:	Ongoing	BSL Name:	Fix It First
Project Category:	Rehabilitation or Restoration	Location:	Citywide
Current Project Stage:	N/A	Council District:	Multiple
Start/End Date:	N/A	Neighborhood District:	Multiple
Total Project Cost:	N/A	Urban Village:	Not in an Urban Village

This ongoing program restores developed landscape areas by replacing and installing shrubbery, trees, turf, structural elements, and other elements in parks throughout the City. The program also includes monitoring and plant establishment.

Resources	LTD Actuals	2024 Revised	2025	2026	2027	2028	2029	2030	Total
Property Sales and Interest Earnings	110	-	-	-	-	-	-	-	110
Real Estate Excise Tax I	1,862	-	-	-	-	-	-	-	1,862
Real Estate Excise Tax II	3,532	430	430	430	430	430	430	430	6,542
Use of Fund Balance	-	-	-	-	-	-	-	-	-
Total:	5,504	430	430	430	430	430	430	430	8,514
Fund Appropriations / Allocations *	LTD Actuals	2024 Revised	2025	2026	2027	2028	2029	2030	Total
Park And Recreation Fund	-	-	-	-	-	-	-	-	-
REET I Capital Fund	1,862	-	-	-	-	-	-	-	1,862
REET II Capital Fund	3,532	430	430	430	430	430	430	430	6,542
Unrestricted Cumulative Reserve Fund	110	-	-	-	-	-	-	-	110
Total:	5,504	430	430	430	430	430	430	430	8,514

O&M Impacts: NA

Loyal Heights Community Center Renovation

Project No:	MC-PR-41038	BSL Code:	BC-PR-40000
Project Type:	Discrete	BSL Name:	Fix It First
Project Category:	Rehabilitation or Restoration	Location:	2101 N 77th ST
Current Project Stage:	Stage 2 - Initiation, Project Definition, & Planning	Council District:	Council District 6
Start/End Date:		Neighborhood District:	Ballard
Total Project Cost:	\$30,971	Urban Village:	Not in an Urban Village

This project renovates the building including interior space renovations, roof replacement, ADA improvements, seismic upgrades, window glazing, major systems improvements and related work. Combined, these renovations make the building safer, more efficient, and more accessible for users.

Resources	LTD Actuals	2024 Revised	2025	2026	2027	2028	2029	2030	Total
LTGO Bond Proceeds	-	-	-	29,000	-	-	-	-	29,000
Real Estate Excise Tax II	148	1,073	-	-	-	-	-	-	1,221
Seattle Park District Revenues	-	750	-	-	-	-	-	-	750
Total:	148	1,823	-	29,000	-	-	-	-	30,971
Fund Appropriations / Allocations *	LTD Actuals	2024 Revised	2025	2026	2027	2028	2029	2030	Total
2026 Multipurpose LTGO Bond Fund	-	-	-	29,000	-	-	-	-	29,000
REET II Capital Fund	148	1,073	-	-	-	-	-	-	1,221
Seattle Park District Fund	-	750	-	-	-	-	-	-	750
Total:	148	1,823	-	29,000	-	-	-	-	30,971

O&M Impacts: NA

Loyal Heights Playfield Turf Replacement

Project No:	MC-PR-41048	BSL Code:	BC-PR-40000
Project Type:	Discrete	BSL Name:	Fix It First
Project Category:	Rehabilitation or Restoration	Location:	2101 N 77th ST
Current Project Stage:	Stage 6 - Closeout	Council District:	Council District 6
Start/End Date:	2018 - 2024	Neighborhood District:	Ballard
Total Project Cost:	\$1,285	Urban Village:	Not in an Urban Village

This project replaces the synthetic turf field surfacing (134,000 square feet) which was installed in 2006, and is near the end of its lifecycle. This improvement allows the continued use and scheduling of the playfield for soccer, baseball, and other activities.

Resources	LTD Actuals	2024 Revised	2025	2026	2027	2028	2029	2030	Total
Real Estate Excise Tax II	1,197	88	-	-	-	-	-	-	1,285
Total:	1,197	88	-	-	-	-	-	-	1,285
Fund Appropriations / Allocations *	LTD Actuals	2024 Revised	2025	2026	2027	2028	2029	2030	Total
REET II Capital Fund	1,197	88	-	-	-	-	-	-	1,285
Total:	1,197	88	-	-	-	-	-	-	1,285

O&M Impacts: NA

Magnuson Community Center Improvements

Project No:	MC-PR-41067	BSL Code:	BC-PR-40000
Project Type:	Discrete	BSL Name:	Fix It First
Project Category:	Improved Facility	Location:	7110 62nd AVE NE
Current Project Stage:	Stage 6 - Closeout	Council District:	Council District 4
Start/End Date:	2018 - 2024	Neighborhood District:	Northeast
Total Project Cost:	\$4,186	Urban Village:	Not in an Urban Village

This project provides funding for design and renovation of the Magnuson Park Community Center (Building #47) to reconfigure the interior space of the south side of the building for increased programming options. Work on Building #47 will include new mechanical, electrical, and plumbing components, window replacement, hazardous material abatement, and other related work. These improvements will greatly expand programming ability at Magnuson Community Center and make the facility more energy efficient and more comfortable in the summer.

Resources	LTD Actuals	2024 Revised	2025	2026	2027	2028	2029	2030	Total
King County Funds	1,036	-	-	-	-	-	-	-	1,036
Real Estate Excise Tax I	50	-	-	-	-	-	-	-	50
Real Estate Excise Tax II	978	172	-	-	-	-	-	-	1,150
State Grant Funds	1,950	-	-	-	-	-	-	-	1,950
Total:	4,014	172	-	-	-	-	-	-	4,186
Fund Appropriations / Allocations *	LTD Actuals	2024 Revised	2025	2026	2027	2028	2029	2030	Total
Park And Recreation Fund	2,986	-	-	-	-	-	-	-	2,986
REET I Capital Fund	50	-	-	-	-	-	-	-	50
REET II Capital Fund	978	172	-	-	-	-	-	-	1,150
Total:	4,014	172	-	-	-	-	-	-	4,186

O&M Impacts: NA

Magnuson Major Maintenance

Project No:	MC-PR-41077	BSL Code:	BC-PR-40000
Project Type:	Ongoing	BSL Name:	Fix It First
Project Category:	Rehabilitation or Restoration	Location:	7400 Sandpoint Way NE
Current Project Stage:	N/A	Council District:	Council District 4
Start/End Date:	N/A	Neighborhood District:	
Total Project Cost:	N/A	Urban Village:	Not in an Urban Village

This ongoing project provides funds for some of the most pressing building and infrastructure needs at Magnuson Park. Examples of projects include building stabilization and renovation to meet current codes, safety and accessibility improvements to roads and pathways, utility upgrades, and other related work. The individual projects will extend the life of assets, improve life safety, reduce energy costs, and expand access to park amenities.

Resources	LTD Actuals	2024 Revised	2025	2026	2027	2028	2029	2030	Total
Real Estate Excise Tax II	-	-	-	769	1,100	1,147	2,463	1,000	6,479
Seattle Park District Revenues	53	1,535	842	876	911	947	985	1,025	7,176
Total:	53	1,535	842	1,645	2,011	2,095	3,448	2,025	13,654
Fund Appropriations / Allocations *	LTD Actuals	2024 Revised	2025	2026	2027	2028	2029	2030	Total
REET II Capital Fund	-	-	-	769	1,100	1,147	2,463	1,000	6,479
Seattle Park District Fund	53	1,535	842	876	911	947	985	1,025	7,176
Total:	53	1,535	842	1,645	2,011	2,095	3,448	2,025	13,654

O&M Impacts:

Magnuson Park Athletic Field 12 Conversion

Project No:	MC-PR-41064	BSL Code:	BC-PR-40000
Project Type:	Discrete	BSL Name:	Fix It First
Project Category:	Improved Facility	Location:	7400 Sand Point Way NE
Current Project Stage:	Stage 1 - Pre-Project Development	Council District:	Council District 4
Start/End Date:	2027 - 2029	Neighborhood District:	Northeast
Total Project Cost:	\$10,320	Urban Village:	Not in an Urban Village

This project converts existing grass to synthetic turf, installs lighting, drainage improvements, and performs related work. Per the Magnuson Park Master Plan, the field is located south of the existing field 6 and west of the existing field 7 and will be reconfigured into field 12. This improvement allows for greater use and scheduling of the playfield for soccer, and other activities.

Resources	LTD Actuals	2024 Revised	2025	2026	2027	2028	2029	2030	Total
Real Estate Excise Tax I	-	-	-	-	3,396	798	-	-	4,194
Real Estate Excise Tax II	-	-	-	-	334	3,792	2,000	-	6,126
Total:	-	-	-	-	3,730	4,590	2,000	-	10,320
Fund Appropriations / Allocations *	LTD Actuals	2024 Revised	2025	2026	2027	2028	2029	2030	Total
REET I Capital Fund	-	-	-	-	3,396	798	-	-	4,194
REET II Capital Fund	-	-	-	-	334	3,792	2,000	-	6,126
Total:	-	-	-	-	3,730	4,590	2,000	-	10,320

O&M Impacts: NA

Major Maintenance and Asset Management

Project No:	MC-PR-41001	BSL Code:	BC-PR-40000
Project Type:	Ongoing	BSL Name:	Fix It First
Project Category:	Rehabilitation or Restoration	Location:	Citywide
Current Project Stage:	N/A	Council District:	Multiple
Start/End Date:	N/A	Neighborhood District:	Multiple
Total Project Cost:	N/A	Urban Village:	Multiple

This ongoing project provides funding for asset renewal in parks and recreation facilities citywide, including athletic fields, play areas, swimming pools, trails, buildings, accessibility elements, outdoor infrastructure, and related work. This project also funds integrated asset management to track and forecast long-term asset and maintenance needs. Typical major maintenance improvements may include, but are not limited to renovating buildings, Americans with Disabilities (ADA) access improvements, replacing play area structures, forest, landscape, trail maintenance and improvements, swimming pool repairs, athletic field refurbishment, and installation of energy efficient lighting, and related major maintenance work. These projects will address health and safety codes, extend the life of the asset, improve access for all, reduce energy costs, reclaim Parks property, and improve the overall park experience for the public.

Resources	LTD Actuals	2024 Revised	2025	2026	2027	2028	2029	2030	Total
CRS Misc Revenues	58	492	-	-	-	-	-	-	550
Federal Grant Funds	-	4,162	-	-	-	-	-	-	4,162
General Fund	137	363	-	-	-	-	-	-	500
King County Funds	122	6,425	-	-	-	-	-	-	6,547
King County Voter-Approved Levy	273	1,142	-	-	-	-	-	-	1,415
LTGO Bond Proceeds	626	-	-	4,550	4,550	-	-	-	9,726
Miscellaneous Revenues	148	8,174	3,173	-	-	-	-	-	11,495
Payroll Expense Tax	44	956	1,392	2,328	-	-	-	-	4,719
Private Funding/Donations	224	1,153	-	-	-	-	-	-	1,376
Real Estate Excise Tax I	7,699	3,166	507	3,638	1,144	7,132	4,134	4,139	31,559
Real Estate Excise Tax II	16,208	7,744	977	1,790	3,054	-	5,200	3,410	38,383
Seattle Park District Revenues	82,595	51,662	16,566	15,361	15,955	16,572	17,214	17,882	233,807
Seattle Voter-Approved Levy	-	268	-	-	-	-	-	-	268
State Grant Funds	1,402	8,342	-	-	-	-	-	-	9,743
Use of Fund Balance	248	892	-	-	-	-	-	-	1,140
Total:	109,782	94,939	22,615	27,667	24,703	23,704	26,548	25,431	355,389

* Funds are appropriated through the Adopted Budget at the Budget Summary Level. All Amounts shown above are in thousands of dollars

Fund Appropriations / Allocations *	LTD Actuals	2024 Revised	2025	2026	2027	2028	2029	2030	Total
2012 Multipurpose LTGO Bond Fund	87	-	-	-	-	-	-	-	87
2014 Multipurpose LTGO Bond Fund	76	-	-	-	-	-	-	-	76
2015 Multipurpose LTGO Bond Fund	463	-	-	-	-	-	-	-	463
2026 Multipurpose LTGO Bond Fund	-	-	-	4,550	-	-	-	-	4,550
2027 Multipurpose LTGO Bond Fund	-	-	-	-	4,550	-	-	-	4,550
General Bond Interest and Redemption Fund	108	5,719	3,173	-	-	-	-	-	9,000
General Fund	137	363	-	-	-	-	-	-	500
King County Parks Levy Fund	273	2,142	-	-	-	-	-	-	2,415
Park And Recreation Fund	1,710	22,695	-	-	-	-	-	-	24,405
Payroll Expense Tax	44	956	1,392	2,328	-	-	-	-	4,719
REET I Capital Fund	7,699	3,166	507	3,638	1,144	7,132	4,134	4,139	31,559
REET II Capital Fund	16,208	7,744	977	1,790	3,054	-	5,200	3,410	38,383
Seattle Park District Fund	82,595	51,662	16,566	15,361	15,955	16,572	17,214	17,882	233,807
Unrestricted Cumulative Reserve Fund	383	492	-	-	-	-	-	-	875
Total:	109,782	94,939	22,615	27,667	24,703	23,704	26,548	25,431	355,389

O&M Impacts: NA

* Funds are appropriated through the Adopted Budget at the Budget Summary Level. All Amounts shown above are in thousands of dollars

Marra-Desimone Park Development

Project No:	MC-PR-16004	BSL Code:	BC-PR-10000
Project Type:	Discrete	BSL Name:	2008 Parks Levy
Project Category:	New Facility	Location:	9026 4th AVE S
Current Project Stage:	Stage 6 - Closeout	Council District:	Council District 1
Start/End Date:	2013 - 2024	Neighborhood District:	Greater Duwamish
Total Project Cost:	\$1,915	Urban Village:	Not in an Urban Village

This project provides for development of Marra-Desimone Park, which includes the Marra Farm, Seattle's largest site for urban gardening. It implements elements of the "Long-Range Development Plan for Marra-Desimone Park" (2008), and may include enhancement of the existing farm area, development of community and recreation space on the eastern side of the park, paths, and gateway features. This project is part of the 2008 Parks Levy.

Resources	LTD Actuals	2024 Revised	2025	2026	2027	2028	2029	2030	Total
Seattle Voter-Approved Levy	1,896	19	-	-	-	-	-	-	1,915
Total:	1,896	19	-	-	-	-	-	-	1,915
Fund Appropriations / Allocations *	LTD Actuals	2024 Revised	2025	2026	2027	2028	2029	2030	Total
2008 Parks Levy Fund	1,896	19	-	-	-	-	-	-	1,915
Total:	1,896	19	-	-	-	-	-	-	1,915

O&M Impacts: NA

Municipal Energy Efficiency Program - Parks

Project No:	MC-PR-41030	BSL Code:	BC-PR-40000
Project Type:	Ongoing	BSL Name:	Fix It First
Project Category:	Rehabilitation or Restoration	Location:	Citywide Multiple Locations
Current Project Stage:	N/A	Council District:	Multiple
Start/End Date:	N/A	Neighborhood District:	Multiple
Total Project Cost:	N/A	Urban Village:	Multiple

This project provides for investment in more energy efficient building systems and other facility efficiency improvements. By making these investments the City expects future savings in utility costs, and significant progress toward carbon neutrality. This program is intended to fund facility retrofit projects identified by energy audits. These projects are identified and worked on in collaboration with the Office for Sustainability and Environment (OSE) and funding varies by year.

Resources	LTD Actuals	2024 Revised	2025	2026	2027	2028	2029	2030	Total
LTGO Bond Proceeds	478	-	-	-	-	-	-	-	478
Park and Recreation Fund	-	-	-	-	-	-	-	-	-
Payroll Expense Tax	-	400	195	195	-	-	-	-	790
Real Estate Excise Tax I	2,481	1,727	-	-	-	-	-	-	4,207
Real Estate Excise Tax II	246	-	-	-	-	-	-	-	246
State Grant Funds	-	173	-	-	-	-	-	-	173
Total:	3,205	2,300	195	195	-	-	-	-	5,894
Fund Appropriations / Allocations *	LTD Actuals	2024 Revised	2025	2026	2027	2028	2029	2030	Total
2011 Multipurpose LTGO Bond Fund	478	-	-	-	-	-	-	-	478
Park And Recreation Fund	-	173	-	-	-	-	-	-	173
Payroll Expense Tax	-	400	195	195	-	-	-	-	790
REET I Capital Fund	2,481	1,727	-	-	-	-	-	-	4,207
REET II Capital Fund	246	-	-	-	-	-	-	-	246
Total:	3,205	2,300	195	195	-	-	-	-	5,894

O&M Impacts: NA

* Funds are appropriated through the Adopted Budget at the Budget Summary Level. All Amounts shown above are in thousands of dollars

Neighborhood Park Acquisitions- 2008 Parks Levy

Project No:	MC-PR-14001	BSL Code:	BC-PR-10000
Project Type:	Ongoing	BSL Name:	2008 Parks Levy
Project Category:	New Facility	Location:	Multiple Locations
Current Project Stage:	N/A	Council District:	Multiple
Start/End Date:	N/A	Neighborhood District:	Multiple
Total Project Cost:	N/A	Urban Village:	Multiple

This project provides for acquisition of property to create new urban parklands in Seattle's most densely-developed neighborhoods as identified in Seattle Parks and Recreation's 2006 Gap Analysis. Levy funds are supplemented by grants and funds from other sources and are not expected to be sufficient to complete acquisitions in all the targeted areas. This project is part of the 2008 Parks Levy.

Resources	LTD Actuals	2024 Revised	2025	2026	2027	2028	2029	2030	Total
Seattle Voter-Approved Levy	22,766	1,815	-	-	-	-	-	-	24,581
Total:	22,766	1,815	-	-	-	-	-	-	24,581
Fund Appropriations / Allocations *	LTD Actuals	2024 Revised	2025	2026	2027	2028	2029	2030	Total
2008 Parks Levy Fund	22,766	1,815	-	-	-	-	-	-	24,581
Total:	22,766	1,815	-	-	-	-	-	-	24,581

O&M Impacts: NA

Neighborhood Parks & Playgrounds- 2008 Parks Levy

Project No:	MC-PR-16001	BSL Code:	BC-PR-10000
Project Type:	Ongoing	BSL Name:	2008 Parks Levy
Project Category:	Rehabilitation or Restoration	Location:	Citywide
Current Project Stage:	N/A	Council District:	Multiple
Start/End Date:	N/A	Neighborhood District:	Multiple
Total Project Cost:	N/A	Urban Village:	Not in an Urban Village

The project provides a contingency for Neighborhood Parks & Playground projects on a case-by-case basis, subject to Department recommendations. General costs applicable to all projects, such as interest on borrowed funds, may be paid from this project. This project is part of the 2008 Parks Levy.

Resources	LTD Actuals	2024 Revised	2025	2026	2027	2028	2029	2030	Total
Seattle Voter-Approved Levy	148	480	-	-	-	-	-	-	628
Total:	148	480	-	-	-	-	-	-	628
Fund Appropriations / Allocations *	LTD Actuals	2024 Revised	2025	2026	2027	2028	2029	2030	Total
2008 Parks Levy Fund	148	480	-	-	-	-	-	-	628
Total:	148	480	-	-	-	-	-	-	628

O&M Impacts: NA

Neighborhood Response Program

Project No:	MC-PR-41024	BSL Code:	BC-PR-40000
Project Type:	Ongoing	BSL Name:	Fix It First
Project Category:	Rehabilitation or Restoration	Location:	Citywide
Current Project Stage:	N/A	Council District:	Multiple
Start/End Date:	N/A	Neighborhood District:	Multiple
Total Project Cost:	N/A	Urban Village:	Multiple

This ongoing program provides funding for small projects identified by the community. Projects address small scale requests to resolve emergent issues and/or major maintenance activities or renovations performed in conjunction with development-oriented Neighborhood Matching Fund (NMF) projects. This program enables the Department to respond quickly to community requests for repairs in neighborhood parks.

Resources	LTD Actuals	2024 Revised	2025	2026	2027	2028	2029	2030	Total
King County Funds	37	-	-	-	-	-	-	-	37
Private Funding/Donations	936	52	-	-	-	-	-	-	987
Real Estate Excise Tax I	953	20	-	-	-	-	-	-	973
Real Estate Excise Tax II	1,692	482	250	250	250	250	250	250	3,674
Total:	3,618	554	250	250	250	250	250	250	5,672
Fund Appropriations / Allocations *	LTD Actuals	2024 Revised	2025	2026	2027	2028	2029	2030	Total
REET I Capital Fund	953	20	-	-	-	-	-	-	973
REET II Capital Fund	1,692	482	250	250	250	250	250	250	3,674
Unrestricted Cumulative Reserve Fund	973	52	-	-	-	-	-	-	1,024
Total:	3,618	554	250	250	250	250	250	250	5,672

O&M Impacts: NA

New Park Development

Project No:	MC-PR-21003	BSL Code:	BC-PR-20000
Project Type:	Ongoing	BSL Name:	Building For The Future
Project Category:	Improved Facility	Location:	Citywide
Current Project Stage:	N/A	Council District:	Multiple
Start/End Date:	N/A	Neighborhood District:	Multiple
Total Project Cost:	N/A	Urban Village:	Multiple

This ongoing project develops new parks on land-banked sites, new acquisition sites, and partnership development sites. Depending on the size, location, and type of park, new elements could include trees and landscaping, paths, plazas, a play area, site furniture, lighting, and other related improvements. Each newly developed park will improve the neighborhood and will have environmental benefits. Funding for this project will also be used to make short-term enhancements to sites with a longer development timeline to reduce the risk of adverse activity and increase the benefit of the site to the surrounding community. This project was formerly known as "Develop 14 New Parks at Land-Banked Sites."

Resources	LTD Actuals	2024 Revised	2025	2026	2027	2028	2029	2030	Total
King County Funds	-	685	-	-	-	-	-	-	685
Miscellaneous Revenues	542	528	-	-	-	-	-	-	1,070
Park and Recreation Fund	1,925	1,575	-	-	-	-	-	-	3,500
Real Estate Excise Tax II	-	-	-	-	-	-	2,264	-	2,264
Seattle Park District Revenues	12,413	13,222	1,944	2,022	2,102	2,186	2,274	2,365	38,528
State Grant Funds	133	1,328	-	-	-	-	-	-	1,460
Total:	15,013	17,338	1,944	2,022	2,102	2,186	4,538	2,365	47,508
Fund Appropriations / Allocations *	LTD Actuals	2024 Revised	2025	2026	2027	2028	2029	2030	Total
Park And Recreation Fund	2,600	4,115	-	-	-	-	-	-	6,716
REET II Capital Fund	-	-	-	-	-	-	2,264	-	2,264
Seattle Park District Fund	12,413	13,222	1,944	2,022	2,102	2,186	2,274	2,365	38,528
Total:	15,013	17,338	1,944	2,022	2,102	2,186	4,538	2,365	47,508

O&M Impacts: NA

* Funds are appropriated through the Adopted Budget at the Budget Summary Level. All Amounts shown above are in thousands of dollars

Northwest Native Canoe Center Development

Project No:	MC-PR-15010	BSL Code:	BC-PR-10000
Project Type:	Discrete	BSL Name:	2008 Parks Levy
Project Category:	Improved Facility	Location:	860 Terry AVE N
Current Project Stage:	Stage 3 - Design	Council District:	Council District 3
Start/End Date:	2014 - 2025	Neighborhood District:	Magnolia/Queen Anne
Total Project Cost:	\$4,695	Urban Village:	South Lake Union

This project, part of the 2008 Parks Levy Opportunity Fund, develops a carving house which includes a living roof, and installs a carved "Welcome" figure on the beach. The project provides insight into distinctive varieties of Native American culture in a location at Lake Union where Native carvers are safe, and the public is welcome. This is the first phase of a two-building development.

Resources	LTD Actuals	2024 Revised	2025	2026	2027	2028	2029	2030	Total
Private Funding/Donations	-	1,960	-	-	-	-	-	-	1,960
Seattle Voter-Approved Levy	528	222	-	-	-	-	-	-	750
State Grant Funds	-	1,985	-	-	-	-	-	-	1,985
Total:	528	4,167	-	-	-	-	-	-	4,695
Fund Appropriations / Allocations *	LTD Actuals	2024 Revised	2025	2026	2027	2028	2029	2030	Total
2008 Parks Levy Fund	528	222	-	-	-	-	-	-	750
Park And Recreation Fund	-	3,945	-	-	-	-	-	-	3,945
Total:	528	4,167	-	-	-	-	-	-	4,695

O&M Impacts: NA

Opportunity Fund Development- 2008 Parks Levy

Project No:	MC-PR-15002	BSL Code:	BC-PR-10000
Project Type:	Ongoing	BSL Name:	2008 Parks Levy
Project Category:	Improved Facility	Location:	Citywide
Current Project Stage:	N/A	Council District:	Multiple
Start/End Date:	N/A	Neighborhood District:	Multiple
Total Project Cost:	N/A	Urban Village:	Not in an Urban Village

The project provides a contingency for Opportunity Fund projects on a case-by-case basis, subject to Department recommendations. General costs applicable to all projects, such as interest on borrowed funds, may be paid from this project. Specific projects will be authorized and funded through separate legislative action. This project is part of the 2008 Parks Levy.

Resources	LTD Actuals	2024 Revised	2025	2026	2027	2028	2029	2030	Total
King County Voter-Approved Levy	-	-	-	-	-	-	-	-	-
Seattle Voter-Approved Levy	162	173	-	-	-	-	-	-	335
Total:	163	173	-	-	-	-	-	-	336
Fund Appropriations / Allocations *	LTD Actuals	2024 Revised	2025	2026	2027	2028	2029	2030	Total
2008 Parks Levy Fund	162	173	-	-	-	-	-	-	335
King County Parks Levy Fund	-	-	-	-	-	-	-	-	-
Total:	163	173	-	-	-	-	-	-	336

O&M Impacts: NA

* Funds are appropriated through the Adopted Budget at the Budget Summary Level. All Amounts shown above are in thousands of dollars

Othello Park Improvements

Project No:	MC-PR-15011	BSL Code:	BC-PR-10000
Project Type:	Discrete	BSL Name:	2008 Parks Levy
Project Category:	Improved Facility	Location:	4351 S Othello ST
Current Project Stage:	Stage 6 - Closeout	Council District:	Council District 2
Start/End Date:	2014 - 2024	Neighborhood District:	Southeast
Total Project Cost:	\$646	Urban Village:	Not in an Urban Village

This project, part of the 2008 Parks Levy Opportunity Fund, renovates the play area and basketball courts, installs benches and games tables, prepares P-Patches, and adds rain gardens and bio-swales to address drainage. This project also includes way-finding markers embedded in the walking paths. Renovations improve safety in the park and help the park function better as a neighborhood and community gathering spot.

Resources	LTD Actuals	2024 Revised	2025	2026	2027	2028	2029	2030	Total
Seattle Voter-Approved Levy	640	6	-	-	-	-	-	-	646
Total:	640	6	-	-	-	-	-	-	646
Fund Appropriations / Allocations *	LTD Actuals	2024 Revised	2025	2026	2027	2028	2029	2030	Total
2008 Parks Levy Fund	640	6	-	-	-	-	-	-	646
Total:	640	6	-	-	-	-	-	-	646

O&M Impacts: NA

Park CommUNITY Fund

Project No:	MC-PR-21002	BSL Code:	BC-PR-20000
Project Type:	Ongoing	BSL Name:	Building For The Future
Project Category:	Improved Facility	Location:	Citywide
Current Project Stage:	N/A	Council District:	Multiple
Start/End Date:	N/A	Neighborhood District:	Multiple
Total Project Cost:	N/A	Urban Village:	Multiple

This ongoing project provides funding to support community-initiated improvement or upgrade projects to parks and facilities; with a focus on neighborhoods with a history of racial disparities regarding access to green space and safety from environmental harms. No match is required from community groups applying for this funding. Seattle Parks and Recreation administers a process by which projects will be selected and funding recommendations made to the Superintendent by the Board of Parks and Recreation Commissioners (BPRC). This funding can be used as seed funding for outside grants and private fundraising, to support initial feasibility work, or implement small responsive improvements in collaboration with communities. This project number was formerly used for the Major Projects Challenge Fund and Equitable Park Development Fund.

Resources	LTD Actuals	2024 Revised	2025	2026	2027	2028	2029	2030	Total
Interdepartmental Transfer - SDOT	-	(174)	-	-	-	-	-	-	(174)
King County Funds	150	-	-	-	-	-	-	-	150
Misc Future Revenue/Grants	-	30	-	-	-	-	-	-	30
Private Funding/Donations	3,403	339	-	-	-	-	-	-	3,742
Real Estate Excise Tax I	1,250	-	-	-	-	-	-	-	1,250
Seattle Park District Revenues	8,483	7,783	2,364	2,459	2,557	2,660	2,766	2,877	31,950
State Grant Funds	2,360	248	-	-	-	-	-	-	2,608
Total:	15,646	8,226	2,364	2,459	2,557	2,660	2,766	2,877	39,556
Fund Appropriations / Allocations *	LTD Actuals	2024 Revised	2025	2026	2027	2028	2029	2030	Total
Park And Recreation Fund	5,912	443	-	-	-	-	-	-	6,356
REET I Capital Fund	1,250	-	-	-	-	-	-	-	1,250
Seattle Park District Fund	8,483	7,783	2,364	2,459	2,557	2,660	2,766	2,877	31,950
Total:	15,646	8,226	2,364	2,459	2,557	2,660	2,766	2,877	39,556

O&M Impacts: NA

* Funds are appropriated through the Adopted Budget at the Budget Summary Level. All Amounts shown above are in thousands of dollars

Park Land Acquisition and Leverage Fund

Project No:	MC-PR-21001	BSL Code:	BC-PR-20000
Project Type:	Ongoing	BSL Name:	Building For The Future
Project Category:	New Facility	Location:	Citywide
Current Project Stage:	N/A	Council District:	Multiple
Start/End Date:	N/A	Neighborhood District:	Multiple
Total Project Cost:	N/A	Urban Village:	Multiple

This ongoing project provides funds for land acquisition, leveraging capital projects, pre-acquisition activities (including planning, title searches, appraisals, negotiations, and community involvement), associated with acquisitions of specified real property, and related work. The project also serves as a match to leverage other funding sources such as King County Conservation Futures.

Resources	LTD Actuals	2024 Revised	2025	2026	2027	2028	2029	2030	Total
King County Funds	8,879	3,321	300	300	300	300	300	300	14,000
Miscellaneous Revenues	78	471	-	-	-	-	-	-	549
Park and Recreation Fund	-	1,000	-	-	-	-	-	-	1,000
Private Funding/Donations	-	100	-	-	-	-	-	-	100
Seattle Park District Revenues	10,482	3,630	1,002	1,042	1,083	1,127	1,172	1,219	20,755
Use of Fund Balance	3,212	318	-	-	-	-	-	-	3,530
Total:	22,651	8,840	1,302	1,342	1,383	1,427	1,472	1,519	39,934
Fund Appropriations / Allocations *	LTD Actuals	2024 Revised	2025	2026	2027	2028	2029	2030	Total
Park And Recreation Fund	10,669	5,211	300	300	300	300	300	300	17,679
Seattle Park District Fund	10,482	3,630	1,002	1,042	1,083	1,127	1,172	1,219	20,755
Unrestricted Cumulative Reserve Fund	1,500	-	-	-	-	-	-	-	1,500
Total:	22,651	8,840	1,302	1,342	1,383	1,427	1,472	1,519	39,934

O&M Impacts: NA

* Funds are appropriated through the Adopted Budget at the Budget Summary Level. All Amounts shown above are in thousands of dollars

Parks Central Waterfront Piers Rehabilitation

Project No:	MC-PR-21007	BSL Code:	BC-PR-20000
Project Type:	Discrete	BSL Name:	Building For The Future
Project Category:	Rehabilitation or Restoration	Location:	Alaskan Way
Current Project Stage:	Stage 5 - Construction	Council District:	Council District 7
Start/End Date:	2016 - 2025	Neighborhood District:	Downtown
Total Project Cost:	\$111,167	Urban Village:	Downtown

The Waterfront Park and Pier 62/63 are public park facilities that provide public access to Elliott Bay and host a range of public events, markets and performances. Both piers need a full seismic upgrade to meet current life safety codes, and Waterfront Park needs significant access improvements. Waterfront Park is envisioned as a flexible public recreation and open space. Pier 62/63 is anticipated to be more heavily programmed, with a flexible activity rink, events, and performances. The Department of Parks and Recreation (DPR) owns the piers, but the Office of the Waterfront will lead the rehabilitation. The Pier 62/63 Phase 1 Rebuild was substantially complete in July 2020 with Pier 62 now operational, the next phase will demolish Pier 63. This project is part of the overall Central Waterfront program. (Interfund Loan will be repaid with Local Improvement District Bonds.)

Resources	LTD Actuals	2024 Revised	2025	2026	2027	2028	2029	2030	Total
Interfund Loan - CWIF	331	-	-	-	-	-	-	-	331
Local Improvement District Funding	17,819	8,251	-	-	-	-	-	-	26,070
Miscellaneous Revenues	1,520	-	-	-	-	-	-	-	1,520
Private Funding/Donations	13,747	22,925	-	-	-	-	-	-	36,672
Real Estate Excise Tax I	4,921	111	-	-	-	-	-	-	5,032
Real Estate Excise Tax II	23,087	-	-	-	-	-	-	-	23,087
Seattle Park District Revenues	9,034	68	-	-	-	-	-	-	9,102
Seawall Levy	3,303	-	-	-	-	-	-	-	3,303
State Grant Funds	1,425	75	-	-	-	-	-	-	1,500
Street Use Fees	550	-	-	-	-	-	-	-	550
Street Vacations - CRSU	560	3,440	-	-	-	-	-	-	4,000
Total:	76,297	34,870	-	-	-	-	-	-	111,167
Fund Appropriations / Allocations *	LTD Actuals	2024 Revised	2025	2026	2027	2028	2029	2030	Total
Alaskan Way Seawall	1,495	-	-	-	-	-	-	-	1,495
Alaskan Way Seawall Const Fund	1,808	-	-	-	-	-	-	-	1,808
Beach Maintenance Fund	1,520	-	-	-	-	-	-	-	1,520
Central Waterfront Improvement Fund	16,444	21,926	-	-	-	-	-	-	38,370
Park And Recreation Fund	1,425	225	-	-	-	-	-	-	1,650
REET I Capital Fund	4,921	111	-	-	-	-	-	-	5,032
REET II Capital Fund	23,087	-	-	-	-	-	-	-	23,087
Seattle Park District Fund	9,034	68	-	-	-	-	-	-	9,102
Unrestricted Cumulative Reserve Fund	560	3,440	-	-	-	-	-	-	4,000
Waterfront LID #6751	16,003	9,100	-	-	-	-	-	-	25,103
Total:	76,297	34,870	-	-	-	-	-	-	111,167

O&M Impacts: NA

* Funds are appropriated through the Adopted Budget at the Budget Summary Level. All Amounts shown above are in thousands of dollars

Parks LCLIP Improvements

Project No:	MC-PR-21017	BSL Code:	BC-PR-20000
Project Type:	Ongoing	BSL Name:	Building For The Future
Project Category:	New Investment	Location:	
Current Project Stage:	N/A	Council District:	Multiple
Start/End Date:	N/A	Neighborhood District:	
Total Project Cost:	N/A	Urban Village:	Multiple

This ongoing project supports park and infrastructure improvements, renovations, and other related items within the Downtown and South Lake Union areas. Funding for this project is supported by the Landscape Conservation and Local Infrastructure Program (LCLIP) revenue.

In 2013, the LCLIP legislation created a revenue stream to fund streetscape, recreation, and open space improvements. Revenues are spent on South Lake Union and Downtown projects based on the proportion of transfer of development rights (TDR) generated in these. The LCLIP is a joint effort between King County and the City of Seattle, with King County collecting funds and then distributing them to the City. SDOT received the first allocation for LCLIP revenues from 2015 through the end of 2024. SPR will receive LCLIP revenue from 2025-2034, at which point it switches back to SDOT for 2035-2039.

Resources	LTD Actuals	2024 Revised	2025	2026	2027	2028	2029	2030	Total
Miscellaneous Grants or Donations	-	-	500	1,500	1,500	1,500	1,500	1,500	8,000
Total:	-	-	500	1,500	1,500	1,500	1,500	1,500	8,000
Fund Appropriations / Allocations *	LTD Actuals	2024 Revised	2025	2026	2027	2028	2029	2030	Total
Park And Recreation Fund	-	-	500	1,500	1,500	1,500	1,500	1,500	8,000
Total:	-	-	500	1,500	1,500	1,500	1,500	1,500	8,000

O&M Impacts:

Parks Upgrade Program

Project No:	MC-PR-41029	BSL Code:	BC-PR-40000
Project Type:	Ongoing	BSL Name:	Fix It First
Project Category:	Rehabilitation or Restoration	Location:	Citywide
Current Project Stage:	N/A	Council District:	Multiple
Start/End Date:	N/A	Neighborhood District:	Multiple
Total Project Cost:	N/A	Urban Village:	Multiple

This ongoing program provides minor capital improvements to low-income area parks throughout the City. Conservation Corps Program staff perform this work, providing training opportunities for low-income, homeless, and other at-risk community members. Program elements include provision of ADA improvements to parks and park restrooms, accessible drinking fountain installation, basketball court construction, bench and picnic table installation, tree purchase and planting, and other small-scale capital projects. Funding is also targeted to projects that can be integrated with other community-identified amenities.

Resources	LTD Actuals	2024 Revised	2025	2026	2027	2028	2029	2030	Total
Federal Community Development Block Grant	7,009	808	808	808	808	808	808	808	12,665
Real Estate Excise Tax II	1,524	-	-	-	-	-	-	-	1,524
Use of Fund Balance	-	-	-	-	-	-	-	-	-
Total:	8,533	808	808	808	808	808	808	808	14,189

Fund Appropriations / Allocations *	LTD Actuals	2024 Revised	2025	2026	2027	2028	2029	2030	Total
Park And Recreation Fund	7,009	808	808	808	808	808	808	808	12,665
REET II Capital Fund	1,524	-	-	-	-	-	-	-	1,524
Total:	8,533	808	808	808	808	808	808	808	14,189

O&M Impacts: NA

Pathways Park Renovation

Project No:	MC-PR-41073	BSL Code:	BC-PR-40000
Project Type:	Discrete	BSL Name:	Fix It First
Project Category:	Rehabilitation or Restoration	Location:	5201 Sand Point Way NE
Current Project Stage:	Stage 5 - Construction	Council District:	Council District 4
Start/End Date:	2020 - 2024	Neighborhood District:	Northeast
Total Project Cost:	\$6,372	Urban Village:	Not in an Urban Village

This project will renovate the eastern portion of Pathways Park to create an inclusive park space for people of diverse abilities. The current play area will be replaced with new play features along a renovated loop pathway with landscape improvements. The project will also include improved and expanded accessible parking, restroom improvements, and related work. This project used to be called Burke-Gilman Playground Park Renovation.

Resources	LTD Actuals	2024 Revised	2025	2026	2027	2028	2029	2030	Total
King County Funds	-	500	-	-	-	-	-	-	500
King County Parks Levy	530	-	-	-	-	-	-	-	530
King County Voter-Approved Levy	270	-	-	-	-	-	-	-	270
Private Funding/Donations	2,222	725	-	-	-	-	-	-	2,946
Real Estate Excise Tax I	200	-	-	-	-	-	-	-	200
State Grant Funds	468	1,459	-	-	-	-	-	-	1,926
Total:	3,689	2,683	-	-	-	-	-	-	6,372
Fund Appropriations / Allocations *	LTD Actuals	2024 Revised	2025	2026	2027	2028	2029	2030	Total
King County Parks Levy Fund	800	-	-	-	-	-	-	-	800
Park And Recreation Fund	2,689	2,683	-	-	-	-	-	-	5,372
REET I Capital Fund	200	-	-	-	-	-	-	-	200
Total:	3,689	2,683	-	-	-	-	-	-	6,372

O&M Impacts:

* Funds are appropriated through the Adopted Budget at the Budget Summary Level. All Amounts shown above are in thousands of dollars

Pavement Restoration Program

Project No:	MC-PR-41025	BSL Code:	BC-PR-40000
Project Type:	Ongoing	BSL Name:	Fix It First
Project Category:	Rehabilitation or Restoration	Location:	Citywide
Current Project Stage:	N/A	Council District:	Multiple
Start/End Date:	N/A	Neighborhood District:	Multiple
Total Project Cost:	N/A	Urban Village:	Multiple

This ongoing project funds various project activities, including, but not limited to, seal-coats to new pavement to extend its lifespan, pavement patching, sub-grade repairs, overlays to small areas, and repairs associated with pavement failures (e.g., heaving, sinking, cracking, and root invasion). Improvements reduce damage to asphalt, lengthen pavement lifespan, and reduce safety hazards such as uneven pavement.

Resources	LTD Actuals	2024 Revised	2025	2026	2027	2028	2029	2030	Total
Federal Grant Funds	600	-	-	-	-	-	-	-	600
Miscellaneous Grants or Donations	42	-	-	-	-	-	-	-	42
Real Estate Excise Tax I	757	-	-	-	-	-	-	-	757
Real Estate Excise Tax II	2,699	319	390	400	400	400	400	400	5,409
Total:	4,098	319	390	400	400	400	400	400	6,807
Fund Appropriations / Allocations *	LTD Actuals	2024 Revised	2025	2026	2027	2028	2029	2030	Total
REET I Capital Fund	757	-	-	-	-	-	-	-	757
REET II Capital Fund	2,699	319	390	400	400	400	400	400	5,409
Unrestricted Cumulative Reserve Fund	642	-	-	-	-	-	-	-	642
Total:	4,098	319	390	400	400	400	400	400	6,807

O&M Impacts: NA

* Funds are appropriated through the Adopted Budget at the Budget Summary Level. All Amounts shown above are in thousands of dollars

Play Area Renovations

Project No:	MC-PR-41039	BSL Code:	BC-PR-40000
Project Type:	Ongoing	BSL Name:	Fix It First
Project Category:	Rehabilitation or Restoration	Location:	Multiple
Current Project Stage:	N/A	Council District:	Multiple
Start/End Date:	N/A	Neighborhood District:	Multiple
Total Project Cost:	N/A	Urban Village:	Multiple

This project funds the programmatic renovation of play areas within the park system. Improvements may include equipment replacement, ADA access, stormwater management, surfacing and containment renovation, and other related work. The sites will be determined each year based on factors including combination of age, assessed condition, and race and social equity.

Resources	LTD Actuals	2024 Revised	2025	2026	2027	2028	2029	2030	Total
General Fund	57	3	-	-	-	-	-	-	60
King County Voter-Approved Levy	2,522	1,629	700	700	700	700	700	700	8,351
Real Estate Excise Tax I	1,753	247	-	1,000	1,000	1,000	1,000	1,000	7,000
Real Estate Excise Tax II	1,161	1,531	1,426	108	-	-	-	-	4,226
Seattle Park District Revenues	106	2,058	1,147	1,193	1,241	1,291	1,342	1,396	9,774
Total:	5,599	5,468	3,273	3,001	2,941	2,991	3,042	3,096	29,411
Fund Appropriations / Allocations *	LTD Actuals	2024 Revised	2025	2026	2027	2028	2029	2030	Total
General Fund	57	3	-	-	-	-	-	-	60
King County Parks Levy Fund	2,522	1,629	700	700	700	700	700	700	8,351
REET I Capital Fund	1,753	247	-	1,000	1,000	1,000	1,000	1,000	7,000
REET II Capital Fund	1,161	1,531	1,426	108	-	-	-	-	4,226
Seattle Park District Fund	106	2,058	1,147	1,193	1,241	1,291	1,342	1,396	9,774
Total:	5,599	5,468	3,273	3,001	2,941	2,991	3,042	3,096	29,411

O&M Impacts: NA

Pratt Park Water Feature Renovation-2008 Levy

Project No:	MC-PR-16013	BSL Code:	BC-PR-10000
Project Type:	Discrete	BSL Name:	2008 Parks Levy
Project Category:	Rehabilitation or Restoration	Location:	1800 S Main ST
Current Project Stage:	Stage 6 - Closeout	Council District:	Council District 3
Start/End Date:	2014 - 2024	Neighborhood District:	Central
Total Project Cost:	\$1,727	Urban Village:	23rd & Union-Jackson

This project, funded with 2008 Parks Levy funds redirected from the Seattle Asian Art Museum renovation project , repairs or replaces the surface at the water play feature, installs a recirculating system for it, and performs related improvements. It is anticipated that these elements will improve water conservation, safety, and water play value at this busy park.

Resources	LTD Actuals	2024 Revised	2025	2026	2027	2028	2029	2030	Total
Seattle Voter-Approved Levy	1,723	4	-	-	-	-	-	-	1,727
Total:	1,723	4	-	-	-	-	-	-	1,727
Fund Appropriations / Allocations *	LTD Actuals	2024 Revised	2025	2026	2027	2028	2029	2030	Total
2008 Parks Levy Fund	1,723	4	-	-	-	-	-	-	1,727
Total:	1,723	4	-	-	-	-	-	-	1,727

O&M Impacts: NA

Public Restroom Renovations

Project No:	MC-PR-41036	BSL Code:	BC-PR-40000
Project Type:	Ongoing	BSL Name:	Fix It First
Project Category:	Rehabilitation or Restoration	Location:	Multiple
Current Project Stage:	N/A	Council District:	Multiple
Start/End Date:	N/A	Neighborhood District:	Multiple
Total Project Cost:	N/A	Urban Village:	Multiple

This project renovates selected public restrooms for improved ADA access, ventilation, finishes (walls and floors), and security. The renovations also may include reconfigured stalls, new toilets, urinals, and sinks, grab-bars, paint and finishes, and other related work, depending on the needs of a particular site. In some cases, a public restroom may be replaced or reconfigured to allow for non-gender specific accessible use. Public Restrooms are prioritized for work based on the results of condition assessments while also factoring in race and social equity, emergent needs, and the location's status on the BRS schedule. Where priorities align, SPR also makes an effort to combine work at public restrooms with other work on the site. This project was previously named Comfort Station Renovations.

Resources	LTD Actuals	2024 Revised	2025	2026	2027	2028	2029	2030	Total
CRS Misc Revenues	303	2	-	-	-	-	-	-	305
King County Parks Levy	776	-	-	-	-	-	-	-	776
King County Voter-Approved Levy	1,546	583	300	300	300	300	300	300	3,929
Property Sales and Interest Earnings	-	-	-	-	-	-	-	-	-
Real Estate Excise Tax I	580	180	-	-	-	-	-	-	760
Real Estate Excise Tax II	432	133	-	-	-	-	-	-	565
Seattle Park District Revenues	-	4,310	2,231	2,284	1,440	1,497	1,557	1,619	14,938
Total:	3,636	5,208	2,531	2,584	1,740	1,797	1,857	1,919	21,273
Fund Appropriations / Allocations *	LTD Actuals	2024 Revised	2025	2026	2027	2028	2029	2030	Total
King County Parks Levy Fund	2,322	583	300	300	300	300	300	300	4,705
REET I Capital Fund	580	180	-	-	-	-	-	-	760
REET II Capital Fund	432	133	-	-	-	-	-	-	565
Seattle Park District Fund	-	4,310	2,231	2,284	1,440	1,497	1,557	1,619	14,938
Unrestricted Cumulative Reserve Fund	303	2	-	-	-	-	-	-	305
Total:	3,636	5,208	2,531	2,584	1,740	1,797	1,857	1,919	21,273

O&M Impacts: NA

* Funds are appropriated through the Adopted Budget at the Budget Summary Level. All Amounts shown above are in thousands of dollars

Public Restroom Renovations-2008 Levy Phase 2

Project No:	MC-PR-16007	BSL Code:	BC-PR-10000
Project Type:	Discrete	BSL Name:	2008 Parks Levy
Project Category:	Rehabilitation or Restoration	Location:	Citywide
Current Project Stage:	Stage 5 - Construction	Council District:	Multiple
Start/End Date:	2014 - 2024	Neighborhood District:	Multiple
Total Project Cost:	\$2,359	Urban Village:	Multiple

This project, funded with 2008 Parks Levy funds redirected from the Seattle Asian Art Museum renovation project , renovates selected public restroom sites for improved ADA access, ventilation and finishes (walls and floors) and security. The renovations may include reconfigured stalls, new toilets and urinals, ADA compliance improvements, paint and finishes, and related work, depending on the needs of a particular site. This project was previously named Comfort Station Renovations-2008 Levy Phase 2.

Resources	LTD Actuals	2024 Revised	2025	2026	2027	2028	2029	2030	Total
Seattle Voter-Approved Levy	2,022	338	-	-	-	-	-	-	2,359
Total:	2,022	338	-	-	-	-	-	-	2,359
Fund Appropriations / Allocations *	LTD Actuals	2024 Revised	2025	2026	2027	2028	2029	2030	Total
2008 Parks Levy Fund	2,022	338	-	-	-	-	-	-	2,359
Total:	2,022	338	-	-	-	-	-	-	2,359

O&M Impacts: NA

Puget Park - Environmental Remediation

Project No:	MC-PR-31001	BSL Code:	BC-PR-30000
Project Type:	Ongoing	BSL Name:	Debt and Special Funding
Project Category:	Rehabilitation or Restoration	Location:	1900 SW Dawson St
Current Project Stage:	N/A	Council District:	Council District 1
Start/End Date:	N/A	Neighborhood District:	Delridge
Total Project Cost:	N/A	Urban Village:	Not in an Urban Village

This project funds a cleanup action on a portion of Puget Park and on an adjacent related parcel, with participation by four parties involved in the original contamination. The City negotiated a settlement agreement with all parties for funding cleanup costs incurred in the past, as well as future site mitigation costs.

Resources	LTD Actuals	2024 Revised	2025	2026	2027	2028	2029	2030	Total
General Fund	21	-	-	-	-	-	-	-	21
Private Funding/Donations	204	305	-	-	-	-	-	-	509
Total:	225	305	-	-	-	-	-	-	530
Fund Appropriations / Allocations *	LTD Actuals	2024 Revised	2025	2026	2027	2028	2029	2030	Total
Emergency Fund	21	-	-	-	-	-	-	-	21
Park And Recreation Fund	204	-	-	-	-	-	-	-	204
Unrestricted Cumulative Reserve Fund	-	305	-	-	-	-	-	-	305
Total:	225	305	-	-	-	-	-	-	530

O&M Impacts: NA

Rainier Beach CC Debt Service

Project No:	MC-PR-31008	BSL Code:	BC-PR-30000
Project Type:	Debt Service	BSL Name:	Debt and Special Funding
Project Category:	Rehabilitation or Restoration	Location:	8825 Rainier AVE S
Current Project Stage:	N/A	Council District:	Council District 2
Start/End Date:	2019 - 2033	Neighborhood District:	Southeast
Total Project Cost:	\$14,422	Urban Village:	Rainier Beach

This project funds the 20-year debt service payment on bonds issued from 2019 -2033 to pay for the renovation of Rainier Beach Community Center.

Resources	LTD Actuals	2024 Revised	2025	2026	2027	2028	2029	2030	Total
General Fund	2,006	1	-	-	-	-	-	-	2,007
Real Estate Excise Tax I	4,325	1,124	1,161	1,155	1,159	1,165	1,169	1,157	12,415
Total:	6,331	1,125	1,161	1,155	1,159	1,165	1,169	1,157	14,422
Fund Appropriations / Allocations *	LTD Actuals	2024 Revised	2025	2026	2027	2028	2029	2030	Total
General Fund	2,006	1	-	-	-	-	-	-	2,007
REET I Capital Fund	4,325	1,124	1,161	1,155	1,159	1,165	1,169	1,157	12,415
Total:	6,331	1,125	1,161	1,155	1,159	1,165	1,169	1,157	14,422

O&M Impacts: NA

Rejuvenate Our P-Patches

Project No:	MC-PR-51001	BSL Code:	BC-PR-50000
Project Type:	Ongoing	BSL Name:	Maintaining Parks and Facilities
Project Category:	Improved Facility	Location:	Citywide
Current Project Stage:	N/A	Council District:	Multiple
Start/End Date:	N/A	Neighborhood District:	Multiple
Total Project Cost:	N/A	Urban Village:	Multiple

This ongoing project revitalizes the City's numerous P-Patch Community Gardens and Urban Food Systems program gardens and orchards. Typical projects will improve the paths, improve and construct planting beds and common areas, improve Americans with Disabilities (ADA) access, update aging infrastructure, and related work. The first P-Patch was constructed in 1973, and more have been added over the years. The individual projects will address safety and code requirements, extend the life of the asset, and improve accessibility.

Resources	LTD Actuals	2024 Revised	2025	2026	2027	2028	2029	2030	Total
Payroll Expense Tax	-	67	-	-	-	-	-	-	67
Seattle Park District Revenues	1,372	729	261	271	282	293	305	317	3,832
Total:	1,372	796	261	271	282	293	305	317	3,898
Fund Appropriations / Allocations *	LTD Actuals	2024 Revised	2025	2026	2027	2028	2029	2030	Total
Payroll Expense Tax	-	67	-	-	-	-	-	-	67
Seattle Park District Fund	1,372	729	261	271	282	293	305	317	3,832
Total:	1,372	796	261	271	282	293	305	317	3,898

O&M Impacts: NA

Saving our City Forests

Project No:	MC-PR-41003	BSL Code:	BC-PR-40000
Project Type:	Ongoing	BSL Name:	Fix It First
Project Category:	Rehabilitation or Restoration	Location:	Citywide
Current Project Stage:	N/A	Council District:	Multiple
Start/End Date:	N/A	Neighborhood District:	Multiple
Total Project Cost:	N/A	Urban Village:	Multiple

This ongoing project restores and maintains Seattle's numerous acres of urban forests. Seattle's trees are aging and inundated with invasive plants, including English ivy, Himalayan blackberry, Scot's broom, and knotweed. This project expands Parks' capacity to restore forest land, and to provide the ongoing monitoring and maintenance work necessary to keep restored areas from being overrun by invasive plants. A healthy urban forest contributes significantly to the health of the environment by cleaning air and water, filtering and retaining storm water, and providing a respite from the built environment.

Resources	LTD Actuals	2024 Revised	2025	2026	2027	2028	2029	2030	Total
Seattle Park District Revenues	12,151	1,398	1,219	1,267	1,318	1,371	1,426	1,483	21,631
Total:	12,151	1,398	1,219	1,267	1,318	1,371	1,426	1,483	21,631
Fund Appropriations / Allocations *	LTD Actuals	2024 Revised	2025	2026	2027	2028	2029	2030	Total
Seattle Park District Fund	12,151	1,398	1,219	1,267	1,318	1,371	1,426	1,483	21,631
Total:	12,151	1,398	1,219	1,267	1,318	1,371	1,426	1,483	21,631

O&M Impacts: NA

Seward Park Forest Restoration

Project No:	MC-PR-41013	BSL Code:	BC-PR-40000
Project Type:	Ongoing	BSL Name:	Fix It First
Project Category:	Rehabilitation or Restoration	Location:	5900 Lake Washington Blvd S
Current Project Stage:	N/A	Council District:	Council District 2
Start/End Date:	2008 - 2024	Neighborhood District:	Southeast
Total Project Cost:	\$1,371	Urban Village:	Not in an Urban Village

This project provides for the restoration of old growth forest in Seward Park as part of the Green Seattle Partnership. The restoration work will be guided by the established vegetation management plan for Seward Park. This additional work is being funded by private donations. The donations are made to the Seattle Foundation and dispersed to SPR on a yearly basis.

Resources	LTD Actuals	2024 Revised	2025	2026	2027	2028	2029	2030	Total
Miscellaneous Grants or Donations	1,011	-	-	-	-	-	-	-	1,011
Private Funding/Donations	211	149	-	-	-	-	-	-	360
Total:	1,222	149	-	-	-	-	-	-	1,371
Fund Appropriations / Allocations *	LTD Actuals	2024 Revised	2025	2026	2027	2028	2029	2030	Total
Park And Recreation Fund	391	149	-	-	-	-	-	-	540
Unrestricted Cumulative Reserve Fund	831	-	-	-	-	-	-	-	831
Total:	1,222	149	-	-	-	-	-	-	1,371

O&M Impacts:

* Funds are appropriated through the Adopted Budget at the Budget Summary Level. All Amounts shown above are in thousands of dollars

Smith Cove Park Development

Project No:	MC-PR-21005	BSL Code:	BC-PR-20000
Project Type:	Discrete	BSL Name:	Building For The Future
Project Category:	Improved Facility	Location:	W Galer ST
Current Project Stage:	Stage 3 - Design	Council District:	Council District 7
Start/End Date:		Neighborhood District:	Magnolia/Queen Anne
Total Project Cost:	\$8,550	Urban Village:	Not in an Urban Village

This project develops a portion of Smith Cove Park located just west of Pier 91 on Elliott Bay. The park will be developed based on a planning and design process for the site that took place in 2016. The project will include renovation to the playfield and development of a new off-leash area; picnic area, and related work primarily on the west side of the park. The improved park will provide waterfront access and ADA accessibility, provide enhanced opportunities for active recreation, and make the park inviting and usable for more people.

Resources	LTD Actuals	2024 Revised	2025	2026	2027	2028	2029	2030	Total
Interfund Loan	-	559	-	-	-	-	-	-	559
Miscellaneous Grants or Donations	-	250	-	-	-	-	-	-	250
Real Estate Excise Tax I	30	-	-	-	-	-	-	-	30
Seattle Park District Revenues	1,032	5,429	1,000	-	-	-	-	-	7,461
State Grant Funds	15	235	-	-	-	-	-	-	250
Total:	1,077	6,473	1,000	-	-	-	-	-	8,550
Fund Appropriations / Allocations *	LTD Actuals	2024 Revised	2025	2026	2027	2028	2029	2030	Total
Park And Recreation Fund	15	485	-	-	-	-	-	-	500
REET I Capital Fund	30	-	-	-	-	-	-	-	30
Seattle Park District Fund	1,032	5,988	1,000	-	-	-	-	-	8,020
Total:	1,077	6,473	1,000	-	-	-	-	-	8,550

O&M Impacts: NA

Soundview Athletic Field Conversion

Project No:	MC-PR-41074	BSL Code:	BC-PR-40000
Project Type:	Discrete	BSL Name:	Fix It First
Project Category:	Improved Facility	Location:	1590 NW 90th St
Current Project Stage:	Stage 3 - Design	Council District:	Council District 6
Start/End Date:	2022 - 2026	Neighborhood District:	Ballard
Total Project Cost:	\$10,239	Urban Village:	Not in an Urban Village

This project funds construction for a renovated west athletic field at Soundview Playfield. The existing grass playfield will be converted to synthetic turf. Athletic field lighting and on-site storm water retention facilities will be installed and pathways and dugouts will be renovated to improve access for people of all abilities.

Resources	LTD Actuals	2024 Revised	2025	2026	2027	2028	2029	2030	Total
Real Estate Excise Tax I	227	1,273	5,200	-	-	-	-	-	6,700
Seattle Park District Revenues	-	-	973	2,216	-	-	-	-	3,189
State Grant Funds	-	350	-	-	-	-	-	-	350
Total:	227	1,623	6,173	2,216	-	-	-	-	10,239
Fund Appropriations / Allocations *	LTD Actuals	2024 Revised	2025	2026	2027	2028	2029	2030	Total
Park And Recreation Fund	-	350	-	-	-	-	-	-	350
REET I Capital Fund	227	1,273	5,200	-	-	-	-	-	6,700
Seattle Park District Fund	-	-	973	2,216	-	-	-	-	3,189
Total:	227	1,623	6,173	2,216	-	-	-	-	10,239

O&M Impacts:

South Park Campus Improvements

Project No:	MC-PR-21013	BSL Code:	BC-PR-20000
Project Type:	Discrete	BSL Name:	Building For The Future
Project Category:	Improved Facility	Location:	8319 8th AVE S
Current Project Stage:	Stage 5 - Construction	Council District:	Council District 1
Start/End Date:	2019 - 2025	Neighborhood District:	Greater Duwamish
Total Project Cost:	\$8,720	Urban Village:	South Park

This project will implement the South Park Site Plan approved by Seattle Parks and Recreation in March 2018, by renovating and relocating numerous park elements. The site plan calls for the existing play area and wading pool to be demolished and replaced with a new play area and spray park in new locations within the site. The existing grass playfield will be renovated and upgraded with synthetic turf and lighting. The project may also include the replacement of the existing sport courts, installation of a loop trail and planted buffer, new fencing and related work. Partial funding for this project is anticipated from various public and private sources in the forms of grants and donations. Once the project is completed, these improvements will increase safety and site capacity, support more active uses and types of healthy outdoor play, and provide opportunities for programming throughout the year. This project will be bid and constructed in conjunction with South Park Community Center Facility renovation project; which is part of the ongoing Community Center Rehabilitation & Development capital project (MC-PR-41002). This project is funded by public and private sources.

Resources	LTD Actuals	2024 Revised	2025	2026	2027	2028	2029	2030	Total
King County Funds	-	700	-	-	-	-	-	-	700
Payroll Expense Tax	-	150	-	-	-	-	-	-	150
Private Funding/Donations	-	4,000	-	-	-	-	-	-	4,000
Real Estate Excise Tax I	-	1,000	-	-	-	-	-	-	1,000
Real Estate Excise Tax II	453	1,347	-	-	-	-	-	-	1,800
State Grant Funds	23	1,048	-	-	-	-	-	-	1,070
Total:	475	8,245	-	-	-	-	-	-	8,720
Fund Appropriations / Allocations *	LTD Actuals	2024 Revised	2025	2026	2027	2028	2029	2030	Total
Park And Recreation Fund	23	5,748	-	-	-	-	-	-	5,770
Payroll Expense Tax	-	150	-	-	-	-	-	-	150
REET I Capital Fund	-	1,000	-	-	-	-	-	-	1,000
REET II Capital Fund	453	1,347	-	-	-	-	-	-	1,800
Total:	475	8,245	-	-	-	-	-	-	8,720

O&M Impacts: NA

Sport Court Restoration Program

Project No:	MC-PR-41019	BSL Code:	BC-PR-40000
Project Type:	Ongoing	BSL Name:	Fix It First
Project Category:	Rehabilitation or Restoration	Location:	Citywide
Current Project Stage:	N/A	Council District:	Multiple
Start/End Date:	N/A	Neighborhood District:	Multiple
Total Project Cost:	N/A	Urban Village:	Not in an Urban Village

This ongoing project restores, renovates, or creates new sport courts throughout the City. Restoration focuses on less expensive repairs such as crack repair, color coating, providing new posts, standards, fencing, and other related work. Renovation includes more in-depth work up to and including reconstruction when deemed necessary. Courts are selected based on staff evaluation of conditions. This program maintains and creates playability and extends the serviceable life of courts.

Resources	LTD Actuals	2024 Revised	2025	2026	2027	2028	2029	2030	Total
King County Funds	6	-	-	-	-	-	-	-	6
Miscellaneous Grants or Donations	14	-	-	-	-	-	-	-	14
Real Estate Excise Tax I	95	-	-	-	-	-	-	-	95
Real Estate Excise Tax II	649	-	-	-	-	-	-	-	649
Seattle Park District Revenues	527	2,879	958	996	1,036	1,077	1,120	1,165	9,759
Total:	1,292	2,879	958	996	1,036	1,077	1,120	1,165	10,524

Fund Appropriations / Allocations *	LTD Actuals	2024 Revised	2025	2026	2027	2028	2029	2030	Total
REET I Capital Fund	95	-	-	-	-	-	-	-	95
REET II Capital Fund	649	-	-	-	-	-	-	-	649
Seattle Park District Fund	527	2,879	958	996	1,036	1,077	1,120	1,165	9,759
Unrestricted Cumulative Reserve Fund	20	-	-	-	-	-	-	-	20
Total:	1,292	2,879	958	996	1,036	1,077	1,120	1,165	10,524

O&M Impacts: NA

Trails Renovation Program

Project No:	MC-PR-41026	BSL Code:	BC-PR-40000
Project Type:	Ongoing	BSL Name:	Fix It First
Project Category:	Rehabilitation or Restoration	Location:	Citywide
Current Project Stage:	N/A	Council District:	Multiple
Start/End Date:	N/A	Neighborhood District:	Multiple
Total Project Cost:	N/A	Urban Village:	Multiple

This ongoing project implements a comprehensive trail renovation strategy. Funding addresses trail failures throughout the park system to correct safety problems, prevent further erosion and deterioration, and perform other related work. The project leverages community support by providing technical assistance, training, and materials to district staff and volunteers who are engaged in other trail-related projects. Trail projects that require significant design or permitting will be funded out of the Major Maintenance project.

Resources	LTD Actuals	2024 Revised	2025	2026	2027	2028	2029	2030	Total
Real Estate Excise Tax I	1,943	-	-	-	-	-	-	-	1,943
Real Estate Excise Tax II	2,744	356	350	350	350	350	350	350	5,200
Total:	4,687	356	350	350	350	350	350	350	7,143
Fund Appropriations / Allocations *	LTD Actuals	2024 Revised	2025	2026	2027	2028	2029	2030	Total
REET I Capital Fund	1,943	-	-	-	-	-	-	-	1,943
REET II Capital Fund	2,744	356	350	350	350	350	350	350	5,200
Total:	4,687	356	350	350	350	350	350	350	7,143

O&M Impacts: NA

* Funds are appropriated through the Adopted Budget at the Budget Summary Level. All Amounts shown above are in thousands of dollars

Urban Forestry - Forest Restoration Program

Project No:	MC-PR-41022	BSL Code:	BC-PR-40000
Project Type:	Ongoing	BSL Name:	Fix It First
Project Category:	Rehabilitation or Restoration	Location:	Citywide
Current Project Stage:	N/A	Council District:	Multiple
Start/End Date:	N/A	Neighborhood District:	Multiple
Total Project Cost:	N/A	Urban Village:	Not in an Urban Village

This program develops forest and vegetation management plans, implements restoration projects at sites throughout the City's park system, removes hazardous trees, and performs other related work. Restoration projects, with much of the work being performed by volunteers, may include removal of invasive plants, such as English ivy and Himalayan blackberry, followed by replanting with native plants. Future funding for this program depends on available resources. This project enhances Seattle's urban forest and supports the Green Seattle Partnership to increase overall City tree canopy and the Restore Our Waters Strategy to improve Seattle's aquatic environments.

Resources	LTD Actuals	2024 Revised	2025	2026	2027	2028	2029	2030	Total
Federal Grant Funds	-	4,413	-	-	-	-	-	-	4,413
Real Estate Excise Tax I	786	-	-	-	-	-	-	-	786
Real Estate Excise Tax II	1,902	202	200	200	200	200	200	200	3,304
Seattle Park District Revenues	-	970	-	-	-	-	-	-	970
Total:	2,688	5,585	200	200	200	200	200	200	9,473
Fund Appropriations / Allocations *	LTD Actuals	2024 Revised	2025	2026	2027	2028	2029	2030	Total
Park And Recreation Fund	-	4,413	-	-	-	-	-	-	4,413
REET I Capital Fund	786	-	-	-	-	-	-	-	786
REET II Capital Fund	1,902	202	200	200	200	200	200	200	3,304
Seattle Park District Fund	-	970	-	-	-	-	-	-	970
Total:	2,688	5,585	200	200	200	200	200	200	9,473

O&M Impacts: NA

Urban Forestry - Green Seattle Partnership

Project No:	MC-PR-41012	BSL Code:	BC-PR-40000
Project Type:	Ongoing	BSL Name:	Fix It First
Project Category:	Rehabilitation or Restoration	Location:	Citywide
Current Project Stage:	N/A	Council District:	Multiple
Start/End Date:	N/A	Neighborhood District:	Multiple
Total Project Cost:	N/A	Urban Village:	Multiple

This ongoing project is a collaborative effort between the City of Seattle, local community organizations, and thousands of volunteers working to restore and actively maintain forested park lands in Seattle. Restoration for each acre typically occurs over multiple years and includes clearing invasive plants, replanting the area with native plants, caring for the plants through establishment, and other related work.

Resources	LTD Actuals	2024 Revised	2025	2026	2027	2028	2029	2030	Total
CRS Misc Revenues	588	-	-	-	-	-	-	-	588
King County Funds	140	117	-	-	-	-	-	-	257
Miscellaneous Revenues	-	125	-	-	-	-	-	-	125
Real Estate Excise Tax I	7,255	-	-	-	-	-	-	-	7,255
Real Estate Excise Tax II	13,591	1,200	1,200	1,700	1,700	1,700	1,700	1,700	24,491
Seattle Park District Revenues	970	39	1,049	1,091	1,135	1,180	1,227	1,276	7,968
State Grant Funds	391	-	-	-	-	-	-	-	391
Total:	22,935	1,481	2,249	2,791	2,835	2,880	2,927	2,976	41,075
Fund Appropriations / Allocations *	LTD Actuals	2024 Revised	2025	2026	2027	2028	2029	2030	Total
Park And Recreation Fund	347	242	-	-	-	-	-	-	589
REET I Capital Fund	7,255	-	-	-	-	-	-	-	7,255
REET II Capital Fund	13,591	1,200	1,200	1,700	1,700	1,700	1,700	1,700	24,491
Seattle Park District Fund	970	39	1,049	1,091	1,135	1,180	1,227	1,276	7,968
Unrestricted Cumulative Reserve Fund	772	-	-	-	-	-	-	-	772
Total:	22,935	1,481	2,249	2,791	2,835	2,880	2,927	2,976	41,075

O&M Impacts: NA

Urban Forestry - Tree Replacement

Project No:	MC-PR-41011	BSL Code:	BC-PR-40000
Project Type:	Ongoing	BSL Name:	Fix It First
Project Category:	Rehabilitation or Restoration	Location:	Citywide
Current Project Stage:	N/A	Council District:	Multiple
Start/End Date:	N/A	Neighborhood District:	Multiple
Total Project Cost:	N/A	Urban Village:	Not in an Urban Village

This ongoing project replaces each tree removed from developed park land and boulevards with new trees and other related work in accordance with Executive Orders and other city policies.

Resources	LTD Actuals	2024 Revised	2025	2026	2027	2028	2029	2030	Total
Miscellaneous Grants or Donations	42	-	-	-	-	-	-	-	42
Payment in Lieu - Trees	-	69	-	-	-	-	-	-	69
Real Estate Excise Tax I	240	-	-	-	-	-	-	-	240
Real Estate Excise Tax II	1,734	102	95	95	95	95	95	95	2,405
Seattle Park District Revenues	337	350	364	379	394	410	426	443	3,105
Total:	2,352	521	459	474	489	505	521	538	5,861
Fund Appropriations / Allocations *	LTD Actuals	2024 Revised	2025	2026	2027	2028	2029	2030	Total
Park And Recreation Fund	-	69	-	-	-	-	-	-	69
REET I Capital Fund	240	-	-	-	-	-	-	-	240
REET II Capital Fund	1,734	102	95	95	95	95	95	95	2,405
Seattle Park District Fund	337	350	364	379	394	410	426	443	3,105
Unrestricted Cumulative Reserve Fund	42	-	-	-	-	-	-	-	42
Total:	2,352	521	459	474	489	505	521	538	5,861

O&M Impacts: NA

Utility Conservation Program

Project No:	MC-PR-41010	BSL Code:	BC-PR-40000
Project Type:	Ongoing	BSL Name:	Fix It First
Project Category:	Rehabilitation or Restoration	Location:	Citywide
Current Project Stage:	N/A	Council District:	Multiple
Start/End Date:	N/A	Neighborhood District:	Multiple
Total Project Cost:	N/A	Urban Village:	Multiple

This ongoing project implements energy conservation projects in collaboration with Seattle City Light, Seattle Public Utilities, Office of Sustainability and Environment, and Puget Sound Energy. Projects may include lighting, heating, and water use renovations at various facilities throughout the Parks system. These projects result in energy savings and better air and water quality, and support the Climate Protection Initiative by reducing greenhouse gas emissions. The cost of these projects is expected to be recovered within approximately five years through reduced utility costs and rebates from the three utilities. Rebates and other additional resources will be pursued to fund future conservation projects.

Resources	LTD Actuals	2024 Revised	2025	2026	2027	2028	2029	2030	Total
General Fund	111	-	-	-	-	-	-	-	111
Miscellaneous Grants or Donations	1,017	222	105	105	105	105	105	105	1,869
Real Estate Excise Tax I	894	70	-	-	-	-	-	-	964
Real Estate Excise Tax II	2,218	100	100	250	250	250	250	250	3,668
Total:	4,239	392	205	355	355	355	355	355	6,612
Fund Appropriations / Allocations *	LTD Actuals	2024 Revised	2025	2026	2027	2028	2029	2030	Total
General Fund	111	-	-	-	-	-	-	-	111
Park And Recreation Fund	263	222	105	105	105	105	105	105	1,115
REET I Capital Fund	894	70	-	-	-	-	-	-	964
REET II Capital Fund	2,218	100	100	250	250	250	250	250	3,668
Unrestricted Cumulative Reserve Fund	754	-	-	-	-	-	-	-	754
Total:	4,239	392	205	355	355	355	355	355	6,612

O&M Impacts: NA

* Funds are appropriated through the Adopted Budget at the Budget Summary Level. All Amounts shown above are in thousands of dollars

Victor Steinbrueck Park Renovation

Project No:	MC-PR-16005	BSL Code:	BC-PR-10000
Project Type:	Discrete	BSL Name:	2008 Parks Levy
Project Category:	Improved Facility	Location:	2001 Western AVE
Current Project Stage:	Stage 5 - Construction	Council District:	Council District 7
Start/End Date:	2013 - 2024	Neighborhood District:	Downtown
Total Project Cost:	\$2,850	Urban Village:	Downtown

This project renovates the existing Victor Steinbrueck Park to help revitalize this park located in the Pike Place Market. Renovations may include new seating, paths and circulation modifications, landscaping, lighting, signage, and related elements. This park is within the boundaries of the Pike Place Historical District. This project is funded in part by the 2008 Parks Levy.

Resources	LTD Actuals	2024 Revised	2025	2026	2027	2028	2029	2030	Total
Seattle Voter-Approved Levy	2,850	-	-	-	-	-	-	-	2,850
Total:	2,850	-	-	-	-	-	-	-	2,850
Fund Appropriations / Allocations *	LTD Actuals	2024 Revised	2025	2026	2027	2028	2029	2030	Total
2008 Parks Levy Fund	2,850	-	-	-	-	-	-	-	2,850
Total:	2,850	-	-	-	-	-	-	-	2,850

O&M Impacts: NA

Victor Steinbrueck Parking Envelope

Project No:	MC-PR-41044	BSL Code:	BC-PR-40000
Project Type:	Discrete	BSL Name:	Fix It First
Project Category:	Rehabilitation or Restoration	Location:	2001 Western Ave
Current Project Stage:	Stage 5 - Construction	Council District:	Council District 7
Start/End Date:	2017 - 2024	Neighborhood District:	Downtown
Total Project Cost:	\$5,000	Urban Village:	Downtown

This project will replace the existing membrane between the westerly portion of Victor Steinbrueck Park and the Unico parking garage below, and other related items. The membrane is a waterproofing layer that keeps stormwater and irrigation that falls on the park from entering the garage below and damaging the concrete structure. The membrane was installed in 1981 when the park was originally constructed on top of the parking garage. These membranes typically last no more than 30 years; the existing membrane has failed and no longer prevents water from entering the garage below. The membrane replacement requires the removal and subsequent replacement of all the park improvements above and the installation of a new drainage system. The new membrane will provide a waterproofed foundation for the associated park renovation project.

Resources	LTD Actuals	2024 Revised	2025	2026	2027	2028	2029	2030	Total
Real Estate Excise Tax I	1	1,499	-	-	-	-	-	-	1,500
Real Estate Excise Tax II	2,352	1,148	-	-	-	-	-	-	3,500
Total:	2,353	2,648	-	-	-	-	-	-	5,000

Fund Appropriations / Allocations *	LTD Actuals	2024 Revised	2025	2026	2027	2028	2029	2030	Total
REET I Capital Fund	1	1,499	-	-	-	-	-	-	1,500
REET II Capital Fund	2,352	1,148	-	-	-	-	-	-	3,500
Total:	2,353	2,648	-	-	-	-	-	-	5,000

O&M Impacts: NA

West Magnolia PF South Athletic Field Conversion

Project No:	MC-PR-41066	BSL Code:	BC-PR-40000
Project Type:	Discrete	BSL Name:	Fix It First
Project Category:	Improved Facility	Location:	2550 34th Ave W
Current Project Stage:	Stage 1 - Pre-Project Development	Council District:	Council District 7
Start/End Date:	2029 - 2031	Neighborhood District:	Magnolia/Queen Anne
Total Project Cost:	\$5,140	Urban Village:	Not in an Urban Village

This project converts an existing grass athletic field of approximately 135,500 square feet to synthetic turf, replaces lighting, installs drainage improvements, and performs related work. This improvement allows for enhanced use and scheduling of the playfield for soccer, lacrosse, baseball, and other activities. Funding for this project was eliminated from the 6-year CIP in the 2021 Proposed Budget.

Resources	LTD Actuals	2024 Revised	2025	2026	2027	2028	2029	2030	Total
Real Estate Excise Tax II	-	-	-	-	-	-	1,070	4,070	5,140
Total:	-	-	-	-	-	-	1,070	4,070	5,140
Fund Appropriations / Allocations *	LTD Actuals	2024 Revised	2025	2026	2027	2028	2029	2030	Total
REET II Capital Fund	-	-	-	-	-	-	1,070	4,070	5,140
Total:	-	-	-	-	-	-	1,070	4,070	5,140

O&M Impacts: NA

West Queen Anne Playfield Conversion

Project No:	MC-PR-41072	BSL Code:	BC-PR-40000
Project Type:	Discrete	BSL Name:	Fix It First
Project Category:	Rehabilitation or Restoration	Location:	1901 1st AVE W
Current Project Stage:	Stage 1 - Pre-Project Development	Council District:	Council District 7
Start/End Date:	2020 - 2028	Neighborhood District:	Magnolia/Queen Anne
Total Project Cost:	\$7,003	Urban Village:	Not in an Urban Village

This project will improve playability and increase year-round athletic field capacity at West Queen Anne Playfield. The existing natural turf field will be replaced with a synthetic field, and paths will be re-paved to improve accessibility, along with related work. The new synthetic turf field will expand capacity and play-time in an area of the city with few synthetic turf athletic fields.

Resources	LTD Actuals	2024 Revised	2025	2026	2027	2028	2029	2030	Total
Real Estate Excise Tax II	1	199	-	1,000	3,947	520	-	-	5,667
Seattle Park District Revenues	-	-	1,336	-	-	-	-	-	1,336
Total:	1	199	1,336	1,000	3,947	520	-	-	7,003
Fund Appropriations / Allocations *	LTD Actuals	2024 Revised	2025	2026	2027	2028	2029	2030	Total
REET II Capital Fund	1	199	-	1,000	3,947	520	-	-	5,667
Seattle Park District Fund	-	-	1,336	-	-	-	-	-	1,336
Total:	1	199	1,336	1,000	3,947	520	-	-	7,003

O&M Impacts: NA

Woodland Park Zoo Night Exhibit Renovation

Project No:	MC-PR-41046	BSL Code:	BC-PR-40000
Project Type:	Discrete	BSL Name:	Fix It First
Project Category:	Rehabilitation or Restoration	Location:	700 N 50th St
Current Project Stage:	Stage 5 - Construction	Council District:	Council District 6
Start/End Date:	2017 - 2026	Neighborhood District:	Lake Union
Total Project Cost:	\$16,910	Urban Village:	Not in an Urban Village

This project provides funding to re-build the Woodland Park Zoo Night Exhibit, and other related work. The Exhibit was substantially damaged in December of 2016. This project is funded by insurance proceeds.

Resources	LTD Actuals	2024 Revised	2025	2026	2027	2028	2029	2030	Total
Miscellaneous Grants or Donations	387	-	-	-	-	-	-	-	387
Miscellaneous Revenues	2,447	14,076	-	-	-	-	-	-	16,523
Total:	2,834	14,076	-	-	-	-	-	-	16,910
Fund Appropriations / Allocations *	LTD Actuals	2024 Revised	2025	2026	2027	2028	2029	2030	Total
Park And Recreation Fund	2,163	14,076	-	-	-	-	-	-	16,239
Unrestricted Cumulative Reserve Fund	670	-	-	-	-	-	-	-	670
Total:	2,834	14,076	-	-	-	-	-	-	16,910

O&M Impacts: NA

Yesler Crescent Improvements

Project No:	MC-PR-21012	BSL Code:	BC-PR-20000
Project Type:	Discrete	BSL Name:	Building For The Future
Project Category:	Improved Facility	Location:	
Current Project Stage:	Stage 3 - Design	Council District:	Council District 7
Start/End Date:	2019 - 2025	Neighborhood District:	Downtown
Total Project Cost:	\$2,647	Urban Village:	Downtown

This project will support improvements to City Hall Park and Prefontaine fountain to enhance circulation and focus on park activation and preservation. Potential improvements may include pathway renovation, furnishing replacement, lighting upgrades, irrigation renovation and related work, and the potential rebuilding or renovation of the Prefontaine fountain.

Resources	LTD Actuals	2024 Revised	2025	2026	2027	2028	2029	2030	Total
General Fund	31	969	-	-	-	-	-	-	1,000
King County Voter-Approved Levy	272	-	-	-	-	-	-	-	272
Payroll Expense Tax	-	970	-	-	-	-	-	-	970
Real Estate Excise Tax I	-	30	-	-	-	-	-	-	30
Real Estate Excise Tax II	375	-	-	-	-	-	-	-	375
Total:	678	1,969	-	-	-	-	-	-	2,647
Fund Appropriations / Allocations *	LTD Actuals	2024 Revised	2025	2026	2027	2028	2029	2030	Total
General Fund	31	969	-	-	-	-	-	-	1,000
King County Parks Levy Fund	272	-	-	-	-	-	-	-	272
Payroll Expense Tax	-	970	-	-	-	-	-	-	970
REET I Capital Fund	-	30	-	-	-	-	-	-	30
REET II Capital Fund	375	-	-	-	-	-	-	-	375
Total:	678	1,969	-	-	-	-	-	-	2,647

O&M Impacts: NA

* Funds are appropriated through the Adopted Budget at the Budget Summary Level. All Amounts shown above are in thousands of dollars

Zoo Major Maintenance

Project No:	MC-PR-41005	BSL Code:	BC-PR-40000
Project Type:	Ongoing	BSL Name:	Fix It First
Project Category:	Rehabilitation or Restoration	Location:	601 N 59TH ST
Current Project Stage:	N/A	Council District:	Council District 6
Start/End Date:	N/A	Neighborhood District:	Northwest
Total Project Cost:	N/A	Urban Village:	Not in an Urban Village

This ongoing project preserves the Zoo facilities to enable it to operate efficiently. Typical projects include exhibit renovation or replacement, water, electrical, irrigation, and sewer systems replacement, energy efficient improvements, pavement and grounds restoration, Americans with Disabilities (ADA) access improvements, and related work. The oldest buildings at the Zoo were constructed in the 1930s and others have been built in subsequent decades. The individual projects will address health and safety codes, extend the life of the asset, improve access for all, and improve the overall Zoo experience for the public.

Resources	LTD Actuals	2024 Revised	2025	2026	2027	2028	2029	2030	Total
Real Estate Excise Tax I	-	313	327	237	246	52	52	52	1,278
Real Estate Excise Tax II	8,403	3,931	2,249	2,441	2,539	2,845	2,961	3,080	28,449
Seattle Park District Revenues	6,084	-	-	-	-	-	-	-	6,084
Total:	14,487	4,244	2,575	2,678	2,786	2,897	3,013	3,131	35,812
Fund Appropriations / Allocations *	LTD Actuals	2024 Revised	2025	2026	2027	2028	2029	2030	Total
REET I Capital Fund	-	313	327	237	246	52	52	52	1,278
REET II Capital Fund	8,403	3,931	2,249	2,441	2,539	2,845	2,961	3,080	28,449
Seattle Park District Fund	6,084	-	-	-	-	-	-	-	6,084
Total:	14,487	4,244	2,575	2,678	2,786	2,897	3,013	3,131	35,812

O&M Impacts: NA

* Funds are appropriated through the Adopted Budget at the Budget Summary Level. All Amounts shown above are in thousands of dollars

Seattle Center

1. Overview

Seattle Center is an active civic, arts and family gathering place adjacent to our downtown. More than 30 cultural, educational, sports and entertainment organizations reside on the grounds of the 74-acre campus providing a broad range of public and community programs and hosting thousands of events. Seattle Center is the most visited arts and cultural destination in the state, attracting an estimated 10 million visitors each year who attend arts, sporting, educational, and cultural events and festivals, and enjoy the grounds and open spaces. There are 24 buildings and three parking garages on the campus. Seattle Center is also a major urban open space offering 40 acres of lawns, gardens, fountains, a children's play area, and a variety of plazas. The Seattle Center Monorail runs between the Seattle Center campus and the heart of downtown. The City owns the Monorail, which is operated by Seattle Monorail Services on the City's behalf. The Space Needle, the Pacific Science Center, and Seattle Public Schools' Memorial Stadium and its adjacent parking lot are also part of the campus but are separately owned and operated.

Seattle Center resides on Indigenous lands, the traditional territories of the Coast Salish people. The origins of a civic campus at Seattle Center go back to the 1920s, with Mayor Bertha Landes presiding over the groundbreaking for the Civic Auditorium, Civic Ice Arena, and Civic Field, which established the beginnings of our current campus. In the 1930s, the Washington State Armory was built. Memorial Stadium was constructed in the 1940s. In the late 1950s and early 1960s, surrounding properties were assembled to create the site for the 1962 Seattle World's Fair, expanding the size of the campus to roughly what it is today.

One result of this long, piecemeal history is that Seattle Center's infrastructure, facilities and grounds are now aging and increasingly at risk of failure. While some facilities have been renovated through individual efforts (McCaw Hall in 2003; Seattle Opera at the Center in 2018; and Climate Pledge Arena in 2021), the majority of the campus and the buildings Seattle Center operates remain in need of major renovation and redevelopment. Many of our core campus systems (HVAC, emergency generators) have exceeded their lifespan. As a result, more systems are beginning to fail, and we are seeing a marked increase in costly emergency repairs. Re-investment in these facilities is essential to Seattle Center's safe and effective operation, as they serve not only as venues for arts, cultural and sporting events, but also as sheltering sites, providing critical services to the larger City in the event of a civil emergency.

The department's Capital Improvement Program (CIP) repairs, renews, and redevelops the facilities and grounds of Seattle Center to provide a safe and welcoming place for millions of annual visitors. The CIP helps accomplish Seattle Center's mission by:

- Preserving campus buildings and infrastructure
- Assessing building systems and developing maintenance and repair schedules
- Maintaining and repairing campus-wide utilities
- Creating and maintaining multi-use public spaces for free and fee-supported events

- Maintaining a large collection of public art
- Upgrading landscape features and public gathering spaces
- Planning for campus improvements and modernization
- Retrofitting buildings for improved energy efficiency
- Removing barriers in buildings, pathways, and public spaces on campus to better serve visitors of all ages and abilities

Going into the 2025-2030 CIP Budget, we are looking ahead to the start of construction at Memorial Stadium in 2025 and hosting the 2026 FIFA Fan Fest as part of the World Cup. As the City's premiere cultural space and venue for large events, Seattle Center's physical condition will be increasingly important to how well the City supports its arts and cultural sector and continues to support the recovery of Seattle's downtown. The CIP investments proposed here will be critical to ensure Seattle Center is well-positioned to serve our city in the coming years.

2. Thematic Priorities

Seattle Center's capital projects program continues its focus on 4 primary themes for 2025-2030:

1. Major Asset Preservation Projects
2. Major Project Planning and Partnership Opportunities
3. Campus Uplift and Modernization Projects
4. Grant Supported Projects

Major Asset Preservation Projects

Over the last five years, Seattle Center has been maintaining its aging historic 74-acre public campus with an annual average REET allocation of \$9.5 million. When accounting for inflation, this is substantially less than what is needed to maintain an asset of its size.

Seattle Center has recently completed a series of Facility Condition Assessments (FCAs). These studies will define our priority investment in asset maintenance and replacement for the major existing systems on campus, including:

- Roofing assessment of all major facilities
- Cladding and fenestration assessment of selected facilities
- Mechanical systems
- Electrical systems
- Plumbing and piping
- Water features (including the iconic Seattle Center International Fountain)
- Elevators
- Campus bollards

Between 2025-2030 Seattle Center will invest \$50.6 million of REET for major asset preservation, including plans to spend nearly \$29.5 million to design and construct the replacements and repairs identified in the FCAs as most critically needed for facility safety and reliability. Because our REET allocation is not sufficient to keep pace with all needed replacements and repairs across the campus, the most urgent projects will be prioritized. Seattle Center intends to invest the remaining \$21.1 million of REET in projects to upgrade public spaces across the campus to meet public needs and support our core lines of business.

Major Project Planning and Partnership Opportunities

Memorial Stadium

The 77-year-old Memorial Stadium is owned and operated by Seattle Public Schools (SPS) on land deeded by the City and is outdated, deteriorated, and in need of redevelopment. The Seattle Public Schools Building Technology Academics & Athletics (BTA V) levy approved by Seattle voters in February 2022 contains \$66.5 million for a basic student athletic stadium. Under a letter of intent signed by SPS and the City in October 2021 and a November 2022 Memorandum of Agreement, the School District and City are collaborating on a plan for a new enhanced stadium. The new facility will help transform the heart of Seattle Center with a state-of-the-art stadium that will serve SPS' needs for athletic events and graduations and be a major civic venue for other arts, cultural, sports, and community events as well.

In June 2023, following a Request for Proposals, the Mayor and School Superintendent agreed to negotiate with One Roof Stadium Partnership (One Roof) to develop an enhanced stadium jointly. In 2024, Seattle Center, SPS and One Roof reached an important milestone by aligning on key project terms. In addition to the \$66.5 million SPS levy money and \$3.95 million from the State capital budget, Seattle Center's Proposed 2025-2030 CIP includes the \$38 million balance of the City's planned \$40 million contribution to the Memorial Stadium Redevelopment. One Roof will be responsible for private fundraising to generate the additional funding to complete the project. The City's funding needed to start construction in 2025 has been identified through a proposed interfund loan necessary to be able to complete negotiations for the new stadium and formalize commitments to advance the project. The interfund loan will be repaid with bond proceeds from a 2026 bond issuance. REET will pay the debt service on the bonds. The SPS Board of Directors, Mayor, and the City Council are anticipated to review and approve implementing agreements by the end of 2024. The new stadium is expected to be complete by the end of 2027.

Seattle Center Warehouse Relocation

The Seattle Center warehouse is currently located below the north stands at Memorial Stadium. This large facility is critical to daily campus operations including maintenance, event production, and campus-wide shipping, receiving, and re-stocking, and it will be demolished when the Stadium is redeveloped. In 2024, Seattle Center began a project to temporarily relocate its storage and operations for the duration of construction and will continue this work into early

2025 to be fully relocated out of Memorial Stadium in time for Stadium demolition to begin. A permanent home for Seattle Center operations is included as part of the future redeveloped Memorial Stadium.

5th and Mercer Block (Formerly KCTS) Long Range Planning

In early 2024, Cascade PBS (formerly KCTS-9) moved to a new headquarters on First Hill and turned over its former broadcasting facility to the City, per mutually agreed terms of its 40-year ground lease agreement. The building and its full block parcel at the corner of 5th Ave. N. and Mercer St. are now owned, operated, and maintained by Seattle Center. Seattle Center's long-term plan, which reflects support from community and stakeholder outreach, is to pursue a redevelopment strategy for this property that will generate revenue to support Seattle Center and contribute to the overall vitality of the campus and the neighborhood. In the interim period, Seattle Center intends to use portions of the KCTS building to meet operational needs displaced by Memorial Stadium construction. Seattle Center has also entered a one-year partnership with Office of Economic Development (OED) to activate the building and support Seattle's creative economy while offsetting some of the building's operating costs.

Seattle Center Light Rail Station Planning

The planned Ballard Link Extension project includes two proposed light rail stations serving Seattle Center. Since 2019, Seattle Center has engaged intensively in interdepartmental collaboration and engagement with neighbors and resident organizations to help arrive at a preferred alignment. In anticipation of the Ballard Link Extension DEIS being released at the end of 2024 or early 2025, Center will devote CIP planning funds to support staff time and/or consultant work to address our most critical concerns, which include noise and vibration impacts to sensitive arts and cultural venues; transportation/access impacts to the campus during construction; and station area planning.

Thomas Street Partnership

Thomas Street is the busiest pedestrian corridor of the campus and offers a unique opportunity for investment at a major gateway connecting Seattle Center to the north downtown community. Seattle Center is preparing to issue an RFP seeking a partner to envision a new use and reinvestment in the aging gift shop building on Thomas Street, to potentially add new attractions, and to enhance the pedestrian experience on Thomas Street. This project will build on the ADA enhancements in design for the Seattle Center Monorail Station (see below).

Campus Uplift and Modernization Projects

Seattle Center Eco-District

Seattle Center, working closely with Seattle City Light (SCL) and Office of Sustainability and Environment, has set a goal to pursue full-scale decarbonization of the 74-acre campus. This would be a landmark opportunity to reduce the City's carbon emissions, create a district-scale model for decarbonization, and re-invest in critical, aging campus infrastructure. To this end,

Seattle Center recently completed two technical studies of options to replace the aging campus HVAC infrastructure with an eco-district approach that transitions Seattle Center off fossil fuels and supports City-wide electrification efforts. Seattle Center, SCL, and OSE are collaborating to pursue federal and state funding toward this vision.

Campus-Wide Open Space Plan

In long-range planning for the campus, Seattle Center intends to leverage upcoming major projects including the Memorial Stadium redevelopment, the grant-funded Monorail Station Reconfiguration, the 5G infrastructure project, the Armory generator replacement, and ST3 to uplift public open spaces and improve outdoor lighting. In 2023, Seattle Center engaged a landscape architecture firm to produce concept designs for a campus-wide open space plan that incorporates design interventions in a variety of locations, with a vision that is unified around the Century 21 Master Plan principles. As our major redevelopment projects and departmental strategic plan take shape, we will incorporate the concepts from this effort into our scope and budget for future CIP work in 2025-2030.

Seattle Center's Neutral Wireless Infrastructure

Seattle Center conducted an RFP process in October 2022 – May 2023 seeking to identify a well-qualified Wireless Infrastructure Provider (WIP) that would be responsible for managing the design, installation, deployment, operation, upgrading/reinvestment, and maintenance of privately owned cellular wireless infrastructure to deliver high-quality service to visitors and pay a fee to Seattle Center. Verizon was selected as the RFP's finalist and contract negotiations are currently underway. Seattle Center expects construction to begin in early 2025 with a projected completion by end of 2026. The work will be funded by the WIP. Seattle Center hopes to leverage this work on the street grid to implement other upgrades to the power, utility, and lighting systems, and potentially to upgrade campus paving.

Grant Supported Projects

Monorail Station Reconfiguration (\$23 million)

The Seattle Center Monorail Station Improvements project, estimated at \$23 million, will provide for a fully accessible station consistent with ADA Title II. Total project funding comprises \$15 million from the FTA All Stations Accessibility Program (ASAP), \$5 million from Move Ahead Washington, and \$3 million from Puget Sound Regional Council. Conceptual design is underway, GC/CM contracting has been approved and procurement has started. Design and preconstruction will begin in early 2025. We anticipate construction to occur between July 2026 (following World Cup) and December 2027.

Armory Generator Replacement (\$4.8 million)

This project will update emergency power systems for the Armory and Fisher Pavilion, two Seattle Center facilities that play a critical role in the City's sheltering and emergency response. The project will remove a 60-year-old generator and associated controls located in the Armory

and replace it with a new, sustainably powered generator capable of supporting emergency functions in both the Armory and Fisher Pavilion. Our proposed solution builds resiliency, sustainability, and energy efficiency into the Seattle Center Emergency Operations facilities. Most of the budget for this project (75%) will be funded by a \$3.6 million FEMA grant while the remaining amount will be funded by REET. Seattle Center began design in 2024, with construction anticipated to begin in 2025.

3. Project Selection Criteria

For each budget cycle, a broad cross-section of Seattle Center staff members engages in the process of identifying the highest priority asset preservation and improvement needs on the campus. This includes staff members who maintain facilities, rent facilities to clients, provide technical support for events, manage parking and public assembly facilities, and manage capital projects. Projects are prioritized around a set of criteria, including public and staff safety, regulatory requirements, failing building systems, asset preservation, reducing operating costs and/or increasing revenue potential, leveraging non-City funds and partnerships, and race and social justice. Center's Campus & Armory Operating Board and the McCaw Hall Operating Board have played central roles in identifying and prioritizing capital needs in the facilities they oversee. The Seattle Center Director of Facilities, Planning, and Operations works together with the Director of Finance and Administration and the Seattle Center Director to review the staff recommendations for prioritizing projects across the campus within funding targets provided.

4. 2025-2030 CIP Highlights

The Center's CIP prioritizes funding to address needs identified in the latest phase of facility condition assessments (FCAs), including roofs, mechanical infrastructure, and the International Fountain. The CIP also includes funding for asset preservation investments in McCaw Hall and the Monorail, guided by the McCaw Hall Capital Renewal/Major Maintenance Plan and the Seattle Center Monorail Transit Asset Management (TAM) Plan and Capital and Major Maintenance Program (CMMP) Plan. In 2025, Seattle Center's CIP REET budget is \$5,292,900 for capital improvement projects and major maintenance. Seattle Center's Capital Projects team will prioritize using this funding in the coming year to address deferred maintenance priorities, provide match to advance key grant-funded projects, and plan for major capital work needed in the future.

Highlights of asset preservation investments at Seattle Center in 2025-2030 will include:

ADA Improvements – In 2025, Seattle Center expects to exhaust the balance of remaining funds from this master project on Barrier Removal Schedule (BRS) projects including the Armory 4th Floor restroom upgrades. Seattle Center has about 36% of its BRS projects remaining and intends to continue working toward a fully accessible campus.

Armory – In 2025-2030, our priorities include replacing the failing Armory generator with a new larger generator that will extend emergency power to the Fisher Pavilion (75% of project funding comes from a FEMA grant); completion of upgrades to HVAC in our office spaces; adding a grease interceptor for the Armory Food and Event Hall, and investing in tenant improvements to upgrade our food and beverage program.

General Site Improvements – Priorities within this master project include continued restoration of the International Fountain’s 30-year-old major piping, valves, and control systems, and asphalt overlays to refresh campus pedestrian pathways.

McCaw Hall – Annual REET I allocations for McCaw Hall asset preservation are matched 100 percent by the resident tenants of McCaw Hall, the Seattle Opera and Pacific Northwest Ballet, to carry out the McCaw Hall Capital Renewal/Major Maintenance Plan, under the direction of the McCaw Hall Operating Board.

Monorail Renovation – Federal Transit Administration grant funds and local matching funds are allocated to continue implementation of the Seattle Center Monorail Transit Asset Management Plan and Capital and Major Maintenance Program Plan for renovation of the Monorail trains, guideways, and stations. Seattle Center is investing \$23 million in station accessibility upgrades funded by grants from FTA ASAP, Move Ahead Washington, and Puget Sound Regional Council, with project completion targeted in 2027.

Open Space Restoration and Repair – Renovation of public open spaces in 2025 will include approximately \$950,000 invested in construction of a temporary warehouse and operations center to support Seattle Center events and campus operations while the new Memorial Stadium – including new dedicated space for Seattle Center operations -- is under construction. Beyond 2025, Seattle Center will invest in the restoration/replacement of Artists at Play playground equipment and making phased lighting and placemaking improvements across the campus.

Parking Repairs and Improvements – An ongoing program of major maintenance on the garages will continue with repairs addressing elevator failures and other issues at the Mercer Garage and 5th Ave N. Garage.

Roof Replacements – Priority roof repairs include McCaw Hall, SIFF, the Central Utility Plant, and Phase II of the Bagley Wright Theatre. Additional roof repairs identified in the FCA will be completed by Seattle Center staff and outside contractors as necessary.

Utility Infrastructure – Renovation of campus utility infrastructure in 2025-2030 includes campus-wide mechanical and electrical system improvements prioritized in the FCA, advancing repairs to the Central Utility Plant cooling towers that supply cooling to 10 buildings across the campus, and completing ventilation improvements in multiple facilities.

5. CIP Revenue Sources

Seattle Center’s Proposed 2025-2030 CIP is funded from a combination of revenue sources, including Real Estate Excise Tax (REET, the primary funding source for 2025-2030), LTGO bond funds, and state and federal grants. The Center is proposing an inter-fund loan in 2025 to bridge financing for Memorial Stadium Redevelopment. The loan will be repaid in full when the City receives 2026 LTGO bond proceeds, tentatively scheduled for mid-2026. In the past, other key funding sources for Seattle Center included voter-approved property tax levies, Washington State and King County funds, philanthropic contributions, proceeds from property sales, and private investment. Private investment has always played a key role in Seattle Center’s development, with the \$1.15 billion Climate Pledge Arena renovation as the latest example.

6. Summary of Upcoming Budget Issues and Challenges

The biggest challenge facing Seattle Center’s CIP is that available funding has not kept pace with the need for rapidly aging infrastructure, which can lead to costly emergency repairs. In spring 2024, for example, the unexpected failure of the Central Utility Plant cooling tower piping during record high seasonal temperatures required an emergency repair project (costing nearly \$200,000 to date) to ensure the system could maintain comfortable temperatures to McCaw Hall, the Exhibition Hall, and Seattle Repertory Theater along with other facilities. Though a temporary workaround was implemented and successful until the repair was completed, Seattle Center would have been financially responsible for canceled events, as well as potential reputational issues for lack of confidence in the state of facilities for future bookings.

Our completed FCAs and decarbonization studies indicate that significant additional funding will be needed for future efforts to preserve and modernize Seattle Center facilities. This need will likely outstrip what is realistically available using conventional funding sources such as REET and may require other revenue sources.

7. Future Projects on the Horizon

Capital Repairs and Improvements: As Seattle looks forward to welcoming the global community to the FIFA World Cup in June 2026, Seattle Center will play a critical role in hosting the FIFA Fan Fest event, where nine viewing parties are anticipated each with crowds as large as our largest typical summer events. We have been working to prioritize a list of capital improvements needed to make the event a safe and welcoming experience through investments in the infrastructure and appearance of our campus to attract more events that showcase Seattle and generate economic activity. The prioritized list under discussion represents a total investment of \$2.76 million in 2025-2026 outside of the proposed CIP for the following repairs and improvements:

- Security bollard repair and installation
- Electrical infrastructure upgrades to serve large events
- International Fountain plumbing, lighting and sound system repairs and upgrades
- Benches, tables, and chairs for campus open spaces

- Lawn restoration at first-tier lawns: Mural Amphitheater, Fisher Green, and Fountain Lawn
- Lawn restoration at second-tier lawns: PNB, McCaw Hall, Seattle Children’s Theatre, Broad Street Green, Space Needle, Pacific Science Center

Seattle Center 10-Year Vision and Action Plan: In 2024, Seattle Center and the Seattle Center Foundation kicked off an exciting process to create a 10-year Vision and Action Plan. The effort over the next nine months will incorporate research and stakeholder engagement, incorporate best practices from cultural campuses from around the world, and will result in an action plan for Seattle Center’s future. While this is not yet a thematic priority in the 2025 CIP, we anticipate that decisions and momentum coming from the Vision and Action Plan will guide capital project planning and funding strategies in the coming years.

ADA Improvements

Project No:	MC-SC-S9302	BSL Code:	BC-SC-S03P01
Project Type:	Ongoing	BSL Name:	Building and Campus Improvements
Project Category:	Rehabilitation or Restoration	Location:	Seattle Center Campus
Current Project Stage:	N/A	Council District:	Council District 7
Start/End Date:	N/A	Neighborhood District:	Magnolia/Queen Anne
Total Project Cost:	N/A	Urban Village:	Uptown

This ongoing project makes the Seattle Center campus more accessible to people with disabilities. Improvements may include, but are not limited to, assisted listening devices, automatic doors, ramps, signage, seating and other features that accommodate Seattle Center visitors.

Resources	LTD Actuals	2024 Revised	2025	2026	2027	2028	2029	2030	Total
Property Sales and Interest Earnings	241	-	-	-	-	-	-	-	241
Real Estate Excise Tax I	3,354	306	-	-	-	-	-	-	3,660
Real Estate Excise Tax II	175	-	-	-	-	-	-	-	175
Total:	3,770	306	-	-	-	-	-	-	4,076
Fund Appropriations / Allocations *	LTD Actuals	2024 Revised	2025	2026	2027	2028	2029	2030	Total
REET I Capital Fund	3,354	306	-	-	-	-	-	-	3,660
REET II Capital Fund	175	-	-	-	-	-	-	-	175
Unrestricted Cumulative Reserve Fund	241	-	-	-	-	-	-	-	241
Total:	3,770	306	-	-	-	-	-	-	4,076

O&M Impacts: No expected impact on O&M costs.

Armory Rehabilitation

Project No:	MC-SC-S9113	BSL Code:	BC-SC-S03P01
Project Type:	Ongoing	BSL Name:	Building and Campus Improvements
Project Category:	Rehabilitation or Restoration	Location:	305 Harrison St
Current Project Stage:	N/A	Council District:	Council District 7
Start/End Date:	N/A	Neighborhood District:	Magnolia/Queen Anne
Total Project Cost:	N/A	Urban Village:	Uptown

This ongoing project provides for major maintenance and improvements to the 275,000 square-foot Seattle Center Armory, formerly known as Center House, a 1939 structure that serves as the primary free indoor public gathering and programming space at Seattle Center. Work may include, but is not limited to, restroom and mechanical renovations, elevator renovation, fire-safety and seismic improvements, emergency and electrical infrastructure, window replacement, signage improvements, wall and floor surface repairs, ingress and egress renovations, and improvements to the atrium and vendor facilities.

Resources	LTD Actuals	2024 Revised	2025	2026	2027	2028	2029	2030	Total
Federal Grant Funds	-	3,559	-	-	-	-	-	-	3,559
LTGO Bond Proceeds	1,233	-	-	-	-	-	-	-	1,233
Property Sales and Interest Earnings	3,632	-	-	-	-	-	-	-	3,632
Real Estate Excise Tax I	8,056	3,507	450	1,600	950	1,060	1,060	1,060	17,743
Seattle Voter-Approved Levy	2,462	-	-	-	-	-	-	-	2,462
Total:	15,383	7,066	450	1,600	950	1,060	1,060	1,060	28,629
Fund Appropriations / Allocations *	LTD Actuals	2024 Revised	2025	2026	2027	2028	2029	2030	Total
1991 Levy Fund (Closed)	2,462	-	-	-	-	-	-	-	2,462
2002 Multipurpose LTGO Bond Fund	1,233	-	-	-	-	-	-	-	1,233
REET I Capital Fund	8,056	3,507	450	1,600	950	1,060	1,060	1,060	17,743
Seattle Center Fund	-	3,559	-	-	-	-	-	-	3,559
Unrestricted Cumulative Reserve Fund	3,632	-	-	-	-	-	-	-	3,632
Total:	15,383	7,066	450	1,600	950	1,060	1,060	1,060	28,629

O&M Impacts: No expected impact on O&M costs.

Artwork Maintenance

Project No:	MC-SC-S9303	BSL Code:	BC-SC-S03P01
Project Type:	Ongoing	BSL Name:	Building and Campus Improvements
Project Category:	Rehabilitation or Restoration	Location:	Seattle Center Campus
Current Project Stage:	N/A	Council District:	Council District 7
Start/End Date:	N/A	Neighborhood District:	Magnolia/Queen Anne
Total Project Cost:	N/A	Urban Village:	Uptown

This ongoing project provides for maintenance of public artwork on the Seattle Center campus to ensure the integrity of the artwork. Typical improvements may include, but are not limited to, surface restoration and repainting, mechanical upgrades and repairs, and structural repairs. Some artworks on the Seattle Center campus are maintained by the Office of Arts and Culture.

Resources	LTD Actuals	2024 Revised	2025	2026	2027	2028	2029	2030	Total
Private Funding/Donations	5	-	-	-	-	-	-	-	5
Property Sales and Interest Earnings	659	121	50	50	50	50	50	50	1,079
Real Estate Excise Tax I	31	-	-	-	-	-	-	-	31
Total:	695	121	50	50	50	50	50	50	1,115
Fund Appropriations / Allocations *	LTD Actuals	2024 Revised	2025	2026	2027	2028	2029	2030	Total
REET I Capital Fund	31	-	-	-	-	-	-	-	31
Unrestricted Cumulative Reserve Fund	664	121	50	50	50	50	50	50	1,084
Total:	695	121	50	50	50	50	50	50	1,115

O&M Impacts: No expected impact on O&M costs.

Fisher Pavilion Asset Preservation

Project No:	MC-SC-S0701	BSL Code:	BC-SC-S03P01
Project Type:	Ongoing	BSL Name:	Building and Campus Improvements
Project Category:	Rehabilitation or Restoration	Location:	200 Thomas St
Current Project Stage:	N/A	Council District:	Council District 7
Start/End Date:	N/A	Neighborhood District:	Magnolia/Queen Anne
Total Project Cost:	N/A	Urban Village:	Uptown

This project provides for asset preservation investments in Fisher Pavilion, a public assembly facility completed in 2002.

Resources	LTD Actuals	2024 Revised	2025	2026	2027	2028	2029	2030	Total
Real Estate Excise Tax I	197	44	100	100	500	500	500	500	2,442
Total:	197	44	100	100	500	500	500	500	2,442

Fund Appropriations / Allocations *	LTD Actuals	2024 Revised	2025	2026	2027	2028	2029	2030	Total
REET I Capital Fund	197	44	100	100	500	500	500	500	2,442
Total:	197	44	100	100	500	500	500	500	2,442

O&M Impacts: No expected impact on O&M costs.

General Site Improvements

Project No:	MC-SC-S0305	BSL Code:	BC-SC-S03P01
Project Type:	Ongoing	BSL Name:	Building and Campus Improvements
Project Category:	Rehabilitation or Restoration	Location:	Seattle Center Campus
Current Project Stage:	N/A	Council District:	Council District 7
Start/End Date:	N/A	Neighborhood District:	Magnolia/Queen Anne
Total Project Cost:	N/A	Urban Village:	Uptown

This ongoing project improves the safety, security, facility integrity, and visitor experience on the Seattle Center campus. Improvements may include, but are not limited to, installation of security bollards, lighting upgrades, sealing of building exteriors, technology and security system upgrades, and renovation of fountains, site amenities and open spaces.

Resources	LTD Actuals	2024 Revised	2025	2026	2027	2028	2029	2030	Total
Federal Grant Funds	615	-	-	-	-	-	-	-	615
General Fund	178	-	-	-	-	-	-	-	178
LTGO Bond Proceeds	109	-	-	-	-	-	-	-	109
Property Sales and Interest Earnings	820	-	-	-	-	-	-	-	820
Real Estate Excise Tax I	2,755	1,478	575	646	1,707	1,100	1,100	1,100	10,460
Total:	4,477	1,478	575	646	1,707	1,100	1,100	1,100	12,182
Fund Appropriations / Allocations *	LTD Actuals	2024 Revised	2025	2026	2027	2028	2029	2030	Total
2002 Multipurpose LTGO Bond Fund	109	-	-	-	-	-	-	-	109
REET I Capital Fund	2,755	1,478	575	646	1,707	1,100	1,100	1,100	10,460
Seattle Center Capital Reserve	820	-	-	-	-	-	-	-	820
Unrestricted Cumulative Reserve Fund	793	-	-	-	-	-	-	-	793
Total:	4,477	1,478	575	646	1,707	1,100	1,100	1,100	12,182

O&M Impacts: No expected impact on O&M costs.

Lot 2 Development

Project No:	MC-SC-S0501	BSL Code:	BC-SC-S03P01
Project Type:	Ongoing	BSL Name:	Building and Campus Improvements
Project Category:	New Facility	Location:	500 5th Ave N
Current Project Stage:	N/A	Council District:	Council District 7
Start/End Date:	N/A	Neighborhood District:	Magnolia/Queen Anne
Total Project Cost:	N/A	Urban Village:	Uptown

This project provides for activities related to the sale of Seattle Center Parking Lot 2 to the Bill & Melinda Gates Foundation. The property sale closed in November 2006. All sale-related activities are completed with the exception of groundwater remediation and monitoring, expected to continue until 2025.

Resources	LTD Actuals	2024 Revised	2025	2026	2027	2028	2029	2030	Total
Private Funding/Donations	53	-	-	-	-	-	-	-	53
Property Sales and Interest Earnings	5,491	70	-	-	-	-	-	-	5,561
Real Estate Excise Tax I	800	-	-	-	-	-	-	-	800
Total:	6,344	70	-	-	-	-	-	-	6,414
Fund Appropriations / Allocations *	LTD Actuals	2024 Revised	2025	2026	2027	2028	2029	2030	Total
REET I Capital Fund	800	-	-	-	-	-	-	-	800
Seattle Center Capital Reserve	5,544	70	-	-	-	-	-	-	5,614
Total:	6,344	70	-	-	-	-	-	-	6,414

O&M Impacts: No expected impact on O&M costs.

McCaw Hall Asset Preservation

Project No:	MC-SC-S0303	BSL Code:	BC-SC-S0303
Project Type:	Ongoing	BSL Name:	McCaw Hall Capital Reserve
Project Category:	Rehabilitation or Restoration	Location:	321 Mercer St
Current Project Stage:	N/A	Council District:	Council District 7
Start/End Date:	N/A	Neighborhood District:	Magnolia/Queen Anne
Total Project Cost:	N/A	Urban Village:	Uptown

This project provides for the implementation of the McCaw Hall Capital Renewal/Asset Preservation Plan under the direction of the McCaw Hall Operating Board. The plan identifies asset preservation investments in the facility. Funding comes from the City and from the two resident tenants of McCaw Hall, Seattle Opera and Pacific Northwest Ballet.

Resources	LTD Actuals	2024 Revised	2025	2026	2027	2028	2029	2030	Total
Energy Rebates	3	-	-	-	-	-	-	-	3
Interest Earnings	129	61	-	-	-	-	-	-	190
Miscellaneous Revenues	-	-	17	17	17	17	17	17	102
Private Funding/Donations	2,023	1,474	337	337	357	368	379	390	5,666
Real Estate Excise Tax I	2,241	712	337	337	357	368	379	390	5,121
Total:	4,397	2,247	691	691	731	753	775	797	11,082
Fund Appropriations / Allocations *	LTD Actuals	2024 Revised	2025	2026	2027	2028	2029	2030	Total
McCaw Hall Capital Reserve	4,097	2,247	691	691	731	753	775	797	10,782
REET I Capital Fund	300	-	-	-	-	-	-	-	300
Total:	4,397	2,247	691	691	731	753	775	797	11,082

O&M Impacts: No expected impact on O&M costs.

* Funds are appropriated through the Adopted Budget at the Budget Summary Level. All Amounts shown above are in thousands of dollars

Memorial Stadium Redevelopment

Project No:	MC-SC-S9505	BSL Code:	BC-SC-S03P01
Project Type:	Discrete	BSL Name:	Building and Campus Improvements
Project Category:	Improved Facility	Location:	401 5th Ave N.
Current Project Stage:	Stage 2 - Initiation, Project Definition, & Planning	Council District:	Council District 7
Start/End Date:	2023 - 2027	Neighborhood District:	Magnolia/Queen Anne
Total Project Cost:	\$40,000	Urban Village:	Uptown

The 77-year-old Memorial Stadium is owned by Seattle Public Schools (SPS) on land deeded by the City and is outdated, deteriorated, and in need of redevelopment. The Seattle Public Schools Building Technology Academics & Athletics (BTA V) levy approved by Seattle voters in February 2022 contains \$66.5 million for a basic student athletic stadium. Under a letter of intent signed by SPS and the City in October 2021 and a November 2022 Memorandum of Agreement, the School District and City are collaborating on a plan for a new enhanced stadium. The new facility will transform the heart of Seattle Center with a state-of-the-art stadium that will serve SPS' needs for athletic events and graduations and be a major civic venue for arts, cultural, sports, and community events.

In June 2023 following a Request For Proposals, the Mayor and School Superintendent agreed to enter into negotiations with One Roof Stadium Partnership (One Roof) to jointly develop an enhanced stadium. In 2024, Seattle Center, SPS and One Roof reached an important milestone by aligning on key project terms. In addition to the \$66.5 million SPS levy money and \$3.95 million from the State capital budget, Seattle Center's Proposed 2025-2030 CIP includes the balance of the City's planned \$40 million contribution to the Memorial Stadium Redevelopment. One Roof will be responsible for private fundraising to generate the additional funding to complete the project. The City's funding needed to start construction in 2025 has been identified through a proposed interfund loan necessary to be able to complete negotiations for the new stadium and formalize commitments to advance the project. The SPS Board of Directors, Mayor, and the City Council are anticipated to review and approve implementing agreements by the end of 2024. The new stadium is expected to be complete by the end of 2027. The Executive will create legislation to authorize a second interfund loan in 2026 to address any cashflow requirements of the project. The interfund loan authorized in 2026 will be repaid with 2027 bond proceeds.

Resources	LTD Actuals	2024 Revised	2025	2026	2027	2028	2029	2030	Total
General Fund	4	296	-	-	-	-	-	-	300
Interfund Loan	-	-	9,000	-	-	-	-	-	9,000
LTGO Bond Proceeds	-	-	-	-	29,000	-	-	-	29,000
Miscellaneous Revenues	-	47	-	-	-	-	-	-	47
Real Estate Excise Tax I	545	1,175	-	-	-	-	-	-	1,720
Total:	548	1,518	9,000	-	29,000	-	-	-	40,067
Fund Appropriations / Allocations *	LTD Actuals	2024 Revised	2025	2026	2027	2028	2029	2030	Total
2026 LTGO Bond Fund B	-	-	9,000	-	-	-	-	-	9,000
2027 LTGO Taxable Bond Fund	-	-	-	-	29,000	-	-	-	29,000
General Fund	4	296	-	-	-	-	-	-	300
REET I Capital Fund	545	1,175	-	-	-	-	-	-	1,720
Seattle Center Fund	-	47	-	-	-	-	-	-	47
Total:	548	1,518	9,000	-	29,000	-	-	-	40,067

Unsecured Funding Strategy: The City maintains its commitment to identifying additional partnership funding for the Memorial Stadium Redevelopment project. Seattle Center is working closely with the Mayor's Office, the City Budget Office, and the City Council to develop a funding strategy and will update the final funding strategy in a future CIP.

O&M Impacts: O&M estimates will be further refined in the following CIP after design work is finalized.

Memorial Stadium Redevelopment - Debt Service

Project No:	MC-SC-S9506	BSL Code:	BC-SC-S03P01
Project Type:	Ongoing	BSL Name:	Building and Campus Improvements
Project Category:	Improved Facility	Location:	401 5th Ave N
Current Project Stage:	N/A	Council District:	Council District 7
Start/End Date:	2023 - 2027	Neighborhood District:	Magnolia/Queen Anne
Total Project Cost:	N/A	Urban Village:	Uptown

Seattle Center is proposing an interfund loan in 2025 to bridge financing for Memorial Stadium Redevelopment. The loan will be repaid in full when the City receives 2026 LTGO bond proceeds, tentatively scheduled for mid-2026.

Resources	LTD Actuals	2024 Revised	2025	2026	2027	2028	2029	2030	Total
Real Estate Excise Tax I	-	-	-	625	2,874	3,623	3,623	3,623	14,369
Total:	-	-	-	625	2,874	3,623	3,623	3,623	14,369

Fund Appropriations / Allocations *	LTD Actuals	2024 Revised	2025	2026	2027	2028	2029	2030	Total
REET I Capital Fund	-	-	-	625	2,874	3,623	3,623	3,623	14,369
Total:	-	-	-	625	2,874	3,623	3,623	3,623	14,369

O&M Impacts: NA

Monorail Improvements

Project No:	MC-SC-S9403	BSL Code:	BC-SC-S9403
Project Type:	Ongoing	BSL Name:	Monorail Rehabilitation
Project Category:	Rehabilitation or Restoration	Location:	Seattle Center Monorail System
Current Project Stage:	N/A	Council District:	Council District 7
Start/End Date:	N/A	Neighborhood District:	Magnolia/Queen Anne
Total Project Cost:	N/A	Urban Village:	Uptown

This project provides for the renovation of the Seattle Center Monorail, including the two trains, the two stations and the guideways that run in between. The City operates the Monorail through its contractor, Seattle Monorail Services. Monorail improvements may include, but are not limited to, floor replacement, door refurbishment, renovation of pneumatic and electrical systems and other train components, guideway renovation, and station upgrades.

Resources	LTD Actuals	2024 Revised	2025	2026	2027	2028	2029	2030	Total
Developer Mitigation	137	863	-	-	-	-	-	-	1,000
Federal ARRA Funds: FTA Transit Capital Assistance	1,000	-	-	-	-	-	-	-	1,000
Federal Grant Funds	11,147	19,688	943	966	-	-	-	-	32,743
Interdepartmental Transfer - SDOT	46	454	-	-	-	-	-	-	500
LTGO Bond Proceeds	5,188	-	-	-	-	-	-	-	5,188
Miscellaneous Revenues	2,761	1,015	236	241	-	-	-	-	4,254
Payroll Expense Tax	-	-	350	-	-	-	-	-	350
Seattle Center Fund	-	(1,381)	-	-	-	-	-	-	(1,381)
State Grant Funds	3	4,997	-	-	-	-	-	-	5,000
Total:	20,282	25,636	1,529	1,207	-	-	-	-	48,654
Fund Appropriations / Allocations *	LTD Actuals	2024 Revised	2025	2026	2027	2028	2029	2030	Total
2003 Multipurpose LTGO Bond Fund	475	-	-	-	-	-	-	-	475
2007 Multipurpose LTGO Bond Fund	4,713	-	-	-	-	-	-	-	4,713
Payroll Expense Tax	-	-	350	-	-	-	-	-	350
Seattle Center Fund	2,719	25,636	1,179	1,207	-	-	-	-	30,741
Unrestricted Cumulative Reserve Fund	12,375	-	-	-	-	-	-	-	12,375
Total:	20,282	25,636	1,529	1,207	-	-	-	-	48,654

O&M Impacts: No expected impact on O&M costs.

* Funds are appropriated through the Adopted Budget at the Budget Summary Level. All Amounts shown above are in thousands of dollars

Municipal Energy Efficiency Program

Project No:	MC-SC-S1003	BSL Code:	BC-SC-S03P01
Project Type:	Ongoing	BSL Name:	Building and Campus Improvements
Project Category:	Rehabilitation or Restoration	Location:	Seattle Center Campus
Current Project Stage:	N/A	Council District:	Council District 7
Start/End Date:	N/A	Neighborhood District:	Magnolia/Queen Anne
Total Project Cost:	N/A	Urban Village:	Uptown

This project provides for energy saving facility retrofit projects at Seattle Center. This project results in more energy efficient building systems, reductions in utility use and cost, and other facility efficiency improvements.

Resources	LTD Actuals	2024 Revised	2025	2026	2027	2028	2029	2030	Total
LTGO Bond Proceeds	635	-	-	-	-	-	-	-	635
Payroll Expense Tax	-	-	195	195	-	-	-	-	390
Real Estate Excise Tax I	1,828	471	-	-	-	-	-	-	2,299
Total:	2,463	471	195	195	-	-	-	-	3,324
Fund Appropriations / Allocations *	LTD Actuals	2024 Revised	2025	2026	2027	2028	2029	2030	Total
2011 Multipurpose LTGO Bond Fund	635	-	-	-	-	-	-	-	635
Payroll Expense Tax	-	-	195	195	-	-	-	-	390
REET I Capital Fund	1,828	471	-	-	-	-	-	-	2,299
Total:	2,463	471	195	195	-	-	-	-	3,324

O&M Impacts: Projects reduce energy use.

Open Space Restoration and Repair

Project No:	MC-SC-S9704	BSL Code:	BC-SC-S03P01
Project Type:	Ongoing	BSL Name:	Building and Campus Improvements
Project Category:	Rehabilitation or Restoration	Location:	Seattle Center Campus
Current Project Stage:	N/A	Council District:	Council District 7
Start/End Date:	N/A	Neighborhood District:	Magnolia/Queen Anne
Total Project Cost:	N/A	Urban Village:	Uptown

This ongoing project provides for the renovation, repair and the planning for the future renovation of open spaces, green spaces, hard surfaces, and fountains throughout the 74-acre Seattle Center campus. Typical improvements may include, but are not limited to, International Fountain mechanical and hard surface renovation, pedestrian and landscape improvements, hard surface repairs in heavily-trafficked areas, lighting upgrades, and tree replacement.

Resources	LTD Actuals	2024 Revised	2025	2026	2027	2028	2029	2030	Total
LTGO Bond Proceeds	1,175	-	-	-	-	-	-	-	1,175
Private Funding/Donations	25	-	-	-	-	-	-	-	25
Property Sales and Interest Earnings	3,192	-	-	-	-	-	-	-	3,192
Real Estate Excise Tax I	8,769	3,088	1,400	1,559	950	2,950	2,950	2,950	24,616
Total:	13,161	3,088	1,400	1,559	950	2,950	2,950	2,950	29,008
Fund Appropriations / Allocations *	LTD Actuals	2024 Revised	2025	2026	2027	2028	2029	2030	Total
2002 Multipurpose LTGO Bond Fund	1,175	-	-	-	-	-	-	-	1,175
REET I Capital Fund	8,769	3,088	1,400	1,559	950	2,950	2,950	2,950	24,616
Seattle Center Capital Reserve	1,215	-	-	-	-	-	-	-	1,215
Unrestricted Cumulative Reserve Fund	2,002	-	-	-	-	-	-	-	2,002
Total:	13,161	3,088	1,400	1,559	950	2,950	2,950	2,950	29,008

O&M Impacts: No expected impact on O&M costs.

* Funds are appropriated through the Adopted Budget at the Budget Summary Level. All Amounts shown above are in thousands of dollars

Parking Repairs and Improvements

Project No:	MC-SC-S0301	BSL Code:	BC-SC-S03P01
Project Type:	Ongoing	BSL Name:	Building and Campus Improvements
Project Category:	Rehabilitation or Restoration	Location:	Seattle Center Campus
Current Project Stage:	N/A	Council District:	Council District 7
Start/End Date:	N/A	Neighborhood District:	Magnolia/Queen Anne
Total Project Cost:	N/A	Urban Village:	Uptown

This ongoing project provides for the repair and improvement of Seattle Center's parking facilities. Typical improvements may include, but are not limited to, concrete repairs, garage resealing, elevator renovation and repair, signage improvements, installation of emergency phones, and installation of electronic parking access and revenue control systems.

Resources	LTD Actuals	2024 Revised	2025	2026	2027	2028	2029	2030	Total
Property Sales and Interest Earnings	960	-	-	-	-	-	-	-	960
Real Estate Excise Tax I	6,101	3,063	150	587	-	500	500	500	11,401
Seattle Center Fund	-	95	-	-	-	-	-	-	95
State Grant Funds	-	284	-	-	-	-	-	-	284
Total:	7,061	3,441	150	587	-	500	500	500	12,739
Fund Appropriations / Allocations *	LTD Actuals	2024 Revised	2025	2026	2027	2028	2029	2030	Total
REET I Capital Fund	6,101	3,063	150	587	-	500	500	500	11,401
Seattle Center Capital Reserve	800	-	-	-	-	-	-	-	800
Seattle Center Fund	-	378	-	-	-	-	-	-	378
Unrestricted Cumulative Reserve Fund	160	-	-	-	-	-	-	-	160
Total:	7,061	3,441	150	587	-	500	500	500	12,739

O&M Impacts: No expected impact on O&M costs.

Preliminary Engineering and Planning

Project No:	MC-SC-S9706	BSL Code:	BC-SC-S03P01
Project Type:	Ongoing	BSL Name:	Building and Campus Improvements
Project Category:	Rehabilitation or Restoration	Location:	Seattle Center Campus
Current Project Stage:	N/A	Council District:	Council District 7
Start/End Date:	N/A	Neighborhood District:	Magnolia/Queen Anne
Total Project Cost:	N/A	Urban Village:	Uptown

This ongoing project provides for the development of scopes of work, concept plans, design alternatives, and cost estimates for Seattle Center capital projects. Typical planning work includes, but is not limited to, pre-design and analysis of project alternatives, planning for property sales, conceptual design and financial analysis of capital improvement options in conjunction with development of, and revisions to, the Seattle Center Century 21 Master Plan, pre-development work including environmental review, and facility condition assessments.

Resources	LTD Actuals	2024 Revised	2025	2026	2027	2028	2029	2030	Total
Property Sales and Interest Earnings	557	-	-	-	-	-	-	-	557
Real Estate Excise Tax I	2,822	255	125	150	150	250	250	250	4,252
Total:	3,379	256	125	150	150	250	250	250	4,809
Fund Appropriations / Allocations *	LTD Actuals	2024 Revised	2025	2026	2027	2028	2029	2030	Total
REET I Capital Fund	2,822	255	125	150	150	250	250	250	4,252
Unrestricted Cumulative Reserve Fund	557	-	-	-	-	-	-	-	557
Total:	3,379	256	125	150	150	250	250	250	4,809

O&M Impacts: No impact.

Public Gathering Space Improvements

Project No:	MC-SC-S9902	BSL Code:	BC-SC-S03P01
Project Type:	Ongoing	BSL Name:	Building and Campus Improvements
Project Category:	Rehabilitation or Restoration	Location:	Seattle Center Campus
Current Project Stage:	N/A	Council District:	Council District 7
Start/End Date:	N/A	Neighborhood District:	Magnolia/Queen Anne
Total Project Cost:	N/A	Urban Village:	Uptown

This ongoing project provides for major maintenance and improvements to meeting rooms, exhibition spaces, and other indoor and outdoor public assembly and gathering spaces at Seattle Center.

Resources	LTD Actuals	2024 Revised	2025	2026	2027	2028	2029	2030	Total
General Fund	133	11	-	-	-	-	-	-	144
LTGO Bond Proceeds	140	-	-	-	-	-	-	-	140
Miscellaneous Revenues	1	(1)	-	-	-	-	-	-	(1)
Private Funding/Donations	1,914	243	-	-	-	-	-	-	2,157
Property Sales and Interest Earnings	2,927	200	-	-	-	-	-	-	3,127
Real Estate Excise Tax I	4,954	53	-	426	1,000	200	200	200	7,033
Seattle Center Fund	-	(162)	-	-	-	-	-	-	(162)
Total:	10,068	344	-	426	1,000	200	200	200	12,438
Fund Appropriations / Allocations *	LTD Actuals	2024 Revised	2025	2026	2027	2028	2029	2030	Total
2002 Multipurpose LTGO Bond Fund	140	-	-	-	-	-	-	-	140
General Fund	1,650	11	-	-	-	-	-	-	1,661
REET I Capital Fund	4,954	53	-	426	1,000	200	200	200	7,033
Seattle Center Capital Reserve	1,280	-	-	-	-	-	-	-	1,280
Seattle Center Fund	338	80	-	-	-	-	-	-	417
Unrestricted Cumulative Reserve Fund	1,707	200	-	-	-	-	-	-	1,907
Total:	10,068	344	-	426	1,000	200	200	200	12,438

O&M Impacts: No expected impact on O&M costs.

* Funds are appropriated through the Adopted Budget at the Budget Summary Level. All Amounts shown above are in thousands of dollars

Roof/Structural Replacement and Repair

Project No:	MC-SC-S9701	BSL Code:	BC-SC-S03P01
Project Type:	Ongoing	BSL Name:	Building and Campus Improvements
Project Category:	Rehabilitation or Restoration	Location:	Seattle Center Campus
Current Project Stage:	N/A	Council District:	Council District 7
Start/End Date:	N/A	Neighborhood District:	Magnolia/Queen Anne
Total Project Cost:	N/A	Urban Village:	Uptown

This project provides for roof and building envelope repair and replacement, and structural and seismic analysis and repairs throughout the Seattle Center campus. Typical improvements may include, but are not limited to, roof replacement, exterior wall re-cladding and repairs, repair and replacement of rooftop mechanical equipment, seismic studies, and seismic retrofits.

Resources	LTD Actuals	2024 Revised	2025	2026	2027	2028	2029	2030	Total
LTGO Bond Proceeds	6,780	-	-	-	-	-	-	-	6,780
Property Sales and Interest Earnings	1,154	-	-	-	-	-	-	-	1,154
Real Estate Excise Tax I	5,924	5,364	1,600	350	2,500	4,000	4,000	4,000	27,737
Total:	13,858	5,364	1,600	350	2,500	4,000	4,000	4,000	35,671
Fund Appropriations / Allocations *	LTD Actuals	2024 Revised	2025	2026	2027	2028	2029	2030	Total
2002 Multipurpose LTGO Bond Fund	450	-	-	-	-	-	-	-	450
2003 Multipurpose LTGO Bond Fund	6,330	-	-	-	-	-	-	-	6,330
REET I Capital Fund	5,924	5,364	1,600	350	2,500	4,000	4,000	4,000	27,737
Unrestricted Cumulative Reserve Fund	1,154	-	-	-	-	-	-	-	1,154
Total:	13,858	5,364	1,600	350	2,500	4,000	4,000	4,000	35,671

O&M Impacts: No expected impact on O&M costs.

* Funds are appropriated through the Adopted Budget at the Budget Summary Level. All Amounts shown above are in thousands of dollars

Seattle Center Long Range Investment Plan

Project No:	MC-SC-S0703	BSL Code:	BC-SC-S03P01
Project Type:	Ongoing	BSL Name:	Building and Campus Improvements
Project Category:	Improved Facility	Location:	Seattle Center Campus
Current Project Stage:	N/A	Council District:	Council District 7
Start/End Date:	N/A	Neighborhood District:	Magnolia/Queen Anne
Total Project Cost:	N/A	Urban Village:	Uptown

This project provides for the development and implementation of the Seattle Center Century 21 Master Plan. Work includes, but is not limited to, working with stakeholder groups and consultant teams to identify development alternatives, holding public meetings, developing concept plans, carrying out environmental review and other studies, real estate analysis, developing public and private partnerships, recommending packages of improvements to elected officials, and updating the Master Plan as needed.

Resources	LTD Actuals	2024 Revised	2025	2026	2027	2028	2029	2030	Total
Key Arena Settlement Subfund Revenue	270	-	-	-	-	-	-	-	270
Miscellaneous Revenues	-	296	-	-	-	-	-	-	296
Property Sales and Interest Earnings	1,894	-	-	-	-	-	-	-	1,894
Real Estate Excise Tax I	254	(2)	-	-	-	-	-	-	252
Seattle Center Fund	1,431	388	-	-	-	-	-	-	1,819
Total:	3,849	681	-	-	-	-	-	-	4,531
Fund Appropriations / Allocations *	LTD Actuals	2024 Revised	2025	2026	2027	2028	2029	2030	Total
KeyArena Settlement Proceeds Fund	270	-	-	-	-	-	-	-	270
REET I Capital Fund	254	(2)	-	-	-	-	-	-	252
Seattle Center Capital Reserve	2,782	(2)	-	-	-	-	-	-	2,781
Seattle Center Fund	364	686	-	-	-	-	-	-	1,049
Seattle Center KeyArena Fund	179	-	-	-	-	-	-	-	179
Total:	3,849	681	-	-	-	-	-	-	4,531

O&M Impacts: No impact.

Site Signage

Project No:	MC-SC-S9118	BSL Code:	BC-SC-S03P01
Project Type:	Ongoing	BSL Name:	Building and Campus Improvements
Project Category:	Rehabilitation or Restoration	Location:	Seattle Center Campus
Current Project Stage:	N/A	Council District:	Council District 7
Start/End Date:	N/A	Neighborhood District:	Magnolia/Queen Anne
Total Project Cost:	N/A	Urban Village:	Uptown

This ongoing project funds replacement and renovation of wayfinding, event, building and informational signage throughout the Seattle Center campus. Improvements may include, but are not limited to, repair, replacement and upgrades to exterior readerboards and other signage, and development of a digital media network of electronic signage throughout the campus.

Resources	LTD Actuals	2024 Revised	2025	2026	2027	2028	2029	2030	Total
LTGO Bond Proceeds	7,724	-	-	-	-	-	-	-	7,724
Property Sales and Interest Earnings	2,385	-	-	-	-	-	-	-	2,385
Real Estate Excise Tax I	526	118	-	125	-	-	-	-	769
Seattle Voter-Approved Levy	606	-	-	-	-	-	-	-	606
Total:	11,242	118	-	125	-	-	-	-	11,485
Fund Appropriations / Allocations *	LTD Actuals	2024 Revised	2025	2026	2027	2028	2029	2030	Total
1991 Levy Fund (Closed)	606	-	-	-	-	-	-	-	606
2021 Taxable LTGO Bond Fund	7,724	-	-	-	-	-	-	-	7,724
REET I Capital Fund	526	118	-	125	-	-	-	-	769
Seattle Center Capital Reserve	1,900	-	-	-	-	-	-	-	1,900
Unrestricted Cumulative Reserve Fund	485	-	-	-	-	-	-	-	485
Total:	11,242	118	-	125	-	-	-	-	11,485

O&M Impacts: No expected impact on O&M costs.

Skatepark Relocation

Project No:	MC-SC-S1901	BSL Code:	BC-SC-S03P01
Project Type:	Discrete	BSL Name:	Building and Campus Improvements
Project Category:	Rehabilitation or Restoration	Location:	Seattle Center Campus
Current Project Stage:		Council District:	Council District 7
Start/End Date:	2018 - 2020	Neighborhood District:	Magnolia/Queen Anne
Total Project Cost:	\$1,201	Urban Village:	Uptown

This project provides for the replacement of the former Seattle Center Skatepark at a new location on a closed portion of Broad Street, just east of the main Seattle Center campus. The former skatepark was within the footprint of the Arena construction project. ArenaCo, the developer of the Arena, is contributing to the cost of the skatepark replacement.

Resources	LTD Actuals	2024 Revised	2025	2026	2027	2028	2029	2030	Total
General Fund	63	-	-	-	-	-	-	-	63
Private Funding/Donations	345	-	-	-	-	-	-	-	345
Real Estate Excise Tax I	802	-	-	-	-	-	-	-	802
Total:	1,210	-	-	-	-	-	-	-	1,210
Fund Appropriations / Allocations *	LTD Actuals	2024 Revised	2025	2026	2027	2028	2029	2030	Total
General Fund	408	-	-	-	-	-	-	-	408
REET I Capital Fund	802	-	-	-	-	-	-	-	802
Total:	1,210	-	-	-	-	-	-	-	1,210

O&M Impacts: Minor impact to overall campus O&M.

* Funds are appropriated through the Adopted Budget at the Budget Summary Level. All Amounts shown above are in thousands of dollars

Theatre Improvements and Repairs

Project No:	MC-SC-S9604	BSL Code:	BC-SC-S03P01
Project Type:	Ongoing	BSL Name:	Building and Campus Improvements
Project Category:	Rehabilitation or Restoration	Location:	Seattle Center Campus
Current Project Stage:	N/A	Council District:	Council District 7
Start/End Date:	N/A	Neighborhood District:	Magnolia/Queen Anne
Total Project Cost:	N/A	Urban Village:	Uptown

This ongoing project funds improvements to the various theater spaces and facilities on the Seattle Center campus. Typical improvements may include, but are not limited to, fire safety, mechanical, structural, sound, staging, dressing room, building envelope and lobby improvements.

Resources	LTD Actuals	2024 Revised	2025	2026	2027	2028	2029	2030	Total
LTGO Bond Proceeds	1,130	-	-	-	-	-	-	-	1,130
Miscellaneous Revenues	-	1	-	-	-	-	-	-	1
Property Sales and Interest Earnings	1,620	-	-	-	-	-	-	-	1,620
Real Estate Excise Tax I	1,062	3	100	100	100	150	150	150	1,816
Seattle Center Fund	1	(2)	-	-	-	-	-	-	(1)
Total:	3,813	3	100	100	100	150	150	150	4,566
Fund Appropriations / Allocations *	LTD Actuals	2024 Revised	2025	2026	2027	2028	2029	2030	Total
2002 Multipurpose LTGO Bond Fund	1,130	-	-	-	-	-	-	-	1,130
REET I Capital Fund	1,062	3	100	100	100	150	150	150	1,816
Seattle Center Fund	1	(1)	-	-	-	-	-	-	-
Unrestricted Cumulative Reserve Fund	1,620	-	-	-	-	-	-	-	1,620
Total:	3,813	3	100	100	100	150	150	150	4,566

O&M Impacts: No expected impact on O&M costs.

Utility Infrastructure Restoration and Repairs

Project No:	MC-SC-S0101	BSL Code:	BC-SC-S03P01
Project Type:	Ongoing	BSL Name:	Building and Campus Improvements
Project Category:	Rehabilitation or Restoration	Location:	Seattle Center Campus
Current Project Stage:	N/A	Council District:	Council District 7
Start/End Date:	N/A	Neighborhood District:	Magnolia/Queen Anne
Total Project Cost:	N/A	Urban Village:	Uptown

This ongoing project funds the repair, renovation and upgrade of utility infrastructure at Seattle Center. Utility infrastructure includes chilled water and steam lines, water and sewer lines, electrical equipment, communication lines, fire alarms, access control and other systems. Typical improvements may include, but are not limited to, repair and replacement of underground piping for steam, chilled water and condensate lines; efficiency upgrades to the Center's chilled water loop; HVAC system renovation; replacement of water and fire mains; connectivity improvements; and electrical infrastructure upgrades.

Resources	LTD Actuals	2024 Revised	2025	2026	2027	2028	2029	2030	Total
LTGO Bond Proceeds	1,389	-	-	-	-	-	-	-	1,389
Real Estate Excise Tax I	8,096	2,014	792	1,614	1,571	1,278	1,278	1,278	17,921
Total:	9,485	2,014	792	1,614	1,571	1,278	1,278	1,278	19,310
Fund Appropriations / Allocations *	LTD Actuals	2024 Revised	2025	2026	2027	2028	2029	2030	Total
2002 Multipurpose LTGO Bond Fund	1,151	-	-	-	-	-	-	-	1,151
2003 Multipurpose LTGO Bond Fund	238	-	-	-	-	-	-	-	238
REET I Capital Fund	8,096	2,014	792	1,614	1,571	1,278	1,278	1,278	17,921
Total:	9,485	2,014	792	1,614	1,571	1,278	1,278	1,278	19,310

O&M Impacts: No expected impact on O&M costs.

Seattle Public Library

Overview

The Seattle Public Library's facilities include 26 branch libraries and the Central Library, as well as storage and shops space. Library buildings can be divided into five major categories:

1. There are ten buildings designated as historic landmarks, including seven Carnegie-era libraries (built in the early 1900s) and three modern buildings.
2. Eleven branch libraries are either new construction built during primarily in the early 2000s (eight buildings) or non-landmarked buildings developed between the 1950s and the 1970s (three buildings).
3. Five small library branches are essentially storefronts, four of which are part of larger buildings.
4. The Central Library is a 12-story 363,000 square foot building that serves as headquarters and hub of the library system. It houses the bulk of the Library's extensive collection of books and materials (including rare "special collections" in the Level 10 Seattle Room), a 375-seat auditorium, public meeting rooms, a gallery, large public areas for reading and access to 330 public computers, a data center housing system-wide servers, and Library administration.
5. The Maintenance and Operations Center (MOC), which houses the Library's materials distribution system and also serves as the Library's maintenance shop and storage facility.

With passage of the 2019 Library Levy, the Library embarked in 2020 on its current seven-year asset preservation program which includes seismic retrofits at century-old Carnegie-era branches. The 2019 Library Levy builds off capital investments from two prior efforts. The 2012 Library Levy, which concluded at the end of 2019, provided an essential seven-year funding stream to maintain the five new and 22 updated libraries that had been renovated, expanded or replaced during the previous systemwide capital program called "Libraries for All" (LFA). The Library's LFA program, which was completed in 2008, had increased the amount of physical space by 80% to a total of over 600,000 square feet, greatly increasing the demands on the Library's major maintenance program.

The Library Major Maintenance program provides ongoing funding for work that preserves or improves building integrity, efficiency and functionality.

Thematic Priorities

The Library's Capital Improvement Program (CIP) projects generally fall into one or more categories: asset preservation, operational efficiency, environmental stability, public service improvements, and safety and security.

Asset Preservation

The overriding priority of the Library's capital program is to extend the useful life of its buildings. As the Library's buildings have all surpassed the ten-year mark since the conclusion of the final Libraries for All bond projects, the buildings require attention to flooring, casework, finishes and restroom fixtures. Major repairs and replacement to roofs, building envelopes, HVAC and other critical building systems, doors, windows, flooring and casework are also examples of asset preservation items funded through

the Library's CIP budget. The 2019 Levy also included additional funding for Carnegie-era branch seismic retrofits.

Nearly all of the Library's \$7.98 million 2025 Proposed CIP Levy budget can be predominantly classified as asset preservation work. There are also elements of enhanced safety, improved access, energy efficiency and environmental sustainability. The \$7.98 million 2025 CIP budget includes \$3.5 million for seismic retrofit projects at the University and Columbia branches as indicated in the 2019 voter-approved levy. The balance of non-IT Levy CIP funding will pay for mechanical systems replacement at multiple branches, specifically electrification per Citywide mandate and adding or upgrading heating, ventilation and air-conditioning (HVAC) systems.

Progress continues to be slowed on some major multi-year projects due to supply chain delays and shortages of materials, and those projects may continue into 2025; a recent example was the months-long wait for a Green Lake branch replacement elevator. Other projects that may be at risk for delays include the improvements at branches to respond to the Citywide electrification mandate (while adding or upgrading heating, ventilation and air-conditioning (HVAC) systems at various branches that do not possess air-conditioning), and the additional seismic retrofit projects (University and Columbia).

The iconic Central Library often requires a significant portion of CIP funds, usually distributed over multi-year projects. Historically, larger, complex and challenging projects have been planned and staged sequentially to minimize the impact on Library services to patrons. While there are no new major projects scheduled at the Central Library in 2025, age-related upgrades to its mechanical systems will need to be pursued during the next few years when funding allows.

While the aforementioned projects are essential for preserving the Library's physical assets, many of them also contribute to the Library system's other essential themes: operational efficiency, environmental sustainability, and improved service to the public.

Library Operational Efficiency; Environmental Sustainability; Safety and Security of Public/Staff

The Library delivers direct services to Seattle residents, who expect highly functional and welcoming library buildings. Major maintenance work carried out under these priorities supports:

- upgrades to help the Library reduce operating costs while minimizing impact to the public;
- renovations to enhance the environmental sustainability of Library buildings; and
- repairs and improvements that augment the safety of library facilities (immediate safety concerns and building integrity are highest priority).

Public Service Improvements

Public service improvements mostly encompass work that enhances the library patron experience, such as Reimagining Spaces projects that have been completed over the past several years (Rainier Beach, Lake City, Ballard, Beacon Hill, Highpoint, South Park and Northeast). These projects have typically entailed increased meeting room space; better connectivity for devices; lowered shelving and improved layout for enhanced sightlines/security/accessibility; and updated carpet, paint and restrooms. There are no projects solely dedicated to public service improvements scheduled for 2025. However, public service improvements were included in the Green Lake branch project, are planned for the University branch seismic retrofit scope, and are also being considered concurrent with the seismic stability project

2025-2030 Proposed Capital Improvement Program

at Columbia branch as well. Ultimately, funding will determine the extent of public service improvements for the latter two seismic retrofit projects.

Project Selection Criteria

In selecting major maintenance work to accomplish in a typical year, the Library evaluates the preservation of building integrity, impact on safety to the public and staff, importance of the work to core library building functions, operational efficiency gains (both economic and environmental), and opportunities to improve or preserve service to the public.

The Library conducts condition assessments and updates information based on inspection by the capital program manager and facilities maintenance staff. The Library obtains professional evaluations of roofs, mechanical, HVAC and lighting systems to flag deficiencies and identify areas where the capital program may be able to reduce operating costs. Library public services managers develop proposals to change the functional use of library space. These proposals are evaluated for feasibility, cost and urgency, and capital program staff works with Library services managers to scope alternatives. Public input also plays a role in project planning. The Library senior management team has ultimate responsibility for authorizing and prioritizing functional building modifications.

Many library facilities are open seven days per week during normal operations, which requires careful planning and staging of projects to keep libraries open as much as possible while capital improvement work is underway. Flexibility is critical to respond to building issues as they emerge.

CIP Highlights

The Library's 2025-2030 Proposed CIP provides a base level of support for asset management during the period when all buildings have surpassed the ten-year mark from their LFA construction or renovation. The 2019 Library Levy provides a total of \$7.98 million (including seismic/unreinforced masonry (URM) allocations) in 2025. The Library will receive \$386,000 in base Real Estate Excise Tax (REET) funding, which is tentatively budgeted for the University branch seismic project.

Two significant capital projects will be continuing in 2025 - the multi-year, multimillion dollar seismic retrofits at century-old Carnegie branches (University and Columbia). The University project will be publicly bid in late 2024 and construction will continue throughout 2025. Planning and design will continue for Columbia in 2025, though as construction inflation has risen sharply since passage of the 2019 levy, further progress (including construction) will be contingent upon securing adequate outside funding. Additional multi-year endeavors include the largest Library IT Infrastructure project, the Integrated Library System (ILS) Replacement. The ILS manages procurement of collection materials and patron access to the Library's physical and digital collections. The \$4 million ILS project began with planning and development in 2023 and will continue through 2027. Library IT is also continuing a \$1.3 million 2024 project to replace Library branch switches, which help direct network traffic for both patron and staff use.

Notably, the Library was awarded \$5.28 million from Federal Emergency Management Agency (FEMA) in June 2024 to fund air-conditioning for five non-air-conditioned branches (University, Columbia, West

2025-2030 Proposed Capital Improvement Program

Seattle, Queen Anne and Fremont). The grant was initially submitted in 2022, with substantial assistance from the City's Office of Emergency Management (OEM). The University allocation will be incorporated into the overall seismic retrofit/electrification budget for that project. However, significant construction inflation continued between the time of the application submission and notice of grant award, so it is very likely the remaining four branches will require supplemental resources to fulfill their funding needs.

The FEMA grant projects align with the City's mandate to move away from dependence on non-renewable energy sources and also to provide resilience hubs for residents—cooling and smoke refuge centers for residents during extreme heat and/or wildfire smoke events. With the help of an engineering consultant, the Library has prioritized branches that will be transitioned from fossil fuels, based on immediate maintenance needs, air-conditioning status, years since last remodel and proximity to other Library locations. Of the highest priority locations, the Library has completed conversion of two branches (Broadview and Capitol Hill), is scheduled to finish another (Green Lake) by the end of summer 2024, and will begin a fourth in early 2025 (University, concurrent with seismic work). The Library is evaluating the sequence to begin the FEMA electrification/HVAC projects at Columbia, West Seattle, Queen Anne and Fremont.

Additionally, the Library (with assistance from the City's Office of Sustainability and Environment (OSE)) has applied for a \$1.8 million Washington State Department of Commerce grant to assist in funding the University seismic retrofit, with expanded scope to include air-conditioning, electrification, improved ADA access improvements and a new elevator. The Library is also awaiting the outcome of other federal funding opportunities for the University and Columbia seismic retrofit projects.

CIP Revenue Sources

Historically, REET was the primary source of funding for the Library's CIP, with an additional smaller allocation from the General Fund. In 2012, the Library worked with the Mayor and City Council to develop a Library levy proposal that voters approved in August of that year. One of the core areas the levy funds is major maintenance. Upon passage of the 2012 Library Levy, the City shifted most major maintenance funding from REET/General Fund to the levy, which provided a significant increase in major maintenance funding for major maintenance projects. The 2019 Library Levy continues support to preserve the Library's capital assets including significant investments in seismic upgrades for three branches.

Levy funding is insufficient to fully cover costs associated with patron and programmatically-driven renovation projects, significant building infrastructure renovations and adjustments, or replacement of major building systems at the Central Library and larger branches. Since passage of the 2012 Library Levy, REET revenue has continued to provide additional funding for targeted efforts, such as the Library's Reimagining Spaces initiative (which sought to enhance Library physical spaces to better address changing patron and community needs) or large-scale major maintenance requirements not anticipated during the planning of the levy.

REET revenue plays a vital role in supporting projects that are beyond the scope of the Library's levy-funded major maintenance program. For example, while the levy remains the primary funding source for the seismic retrofit projects at Green Lake, Columbia and University branches, supplemental funding

is necessary to pursue building upgrades that would be considerably less expensive if performed concurrent with the seismic work. Contingent upon that supplemental funding, those expanded scopes can include the addition of air-conditioning; accessibility upgrades (such as elevators) to increase access for patrons with mobility challenges; mechanical system modernization and electrification for increased energy efficiency and reduced reliance on fossil fuels; and other interior enhancements. The Library's \$386,000 2025 REET allocation will fund seismic retrofit and electrification work at University branch.

As previously mentioned, the Library received a \$1.8 million Washington State Department of Commerce grant for the Green Lake branch seismic retrofit, and has applied for another \$1.8 million grant for the University retrofit. The Library is active in pursuing federal grants as well (the aforementioned \$5.28 million FEMA grant to fund air-conditioning for five non-air-conditioned branches - University, Columbia, West Seattle, Queen Anne and Fremont).

Summary of Upcoming Budget Issues/Challenges; Future Projects on the Horizon

Aging Buildings and Infrastructure

Library buildings are among the most intensively-used City facilities in Seattle. Prior to the pandemic, the Central Library hosted over 1.2 million visitors annually, with library branches serving over 3.6 million visitors. The Library's historic landmark buildings have unique features such as brick facades, slate roofs and other details. When undertaking maintenance and repair work, it is essential to use designs and materials consistent with their landmark status – all factors that increase major maintenance costs.

The venerable Central Library is now entering its third decade of service; it poses a different set of challenges. A building of Central's size, complexity and intensity of use requires significant annual maintenance to preserve core functionality and continually improve building efficiency. At least two major areas of concern will require significant funding beyond the annual Levy major maintenance allocation: (1) updating Central's mechanical and HVAC systems to align with current City policy and lessen its carbon footprint, and (2) replacement of Central's unique custom curtain wall, comprised of thousands of diamond-shaped windows. Additionally, Central's spaces may need to be reimagined in the coming years to better serve patrons and the Library's evolving operational and security needs.

The retrofit/upgrade of vertical transportation is another potentially expensive set of projects on the Library's horizon, for both branches with elevators and Central (which has both elevators and escalators). Elevators and escalators have a life cycle and building codes often change to meet new safety measures.

Seismic Preparedness

A 2016 survey conducted by the Seattle Department of Construction and Inspection identified seven URM facilities in the Library's property portfolio requiring seismic retrofit to reduce the risk of injury and loss of life during an earthquake. The survey classified buildings into three categories of vulnerability (critical, high, and medium) with regard to life safety impacts. Three of the seven Library facilities - Green Lake, University and Columbia branches - fell within the high-vulnerability category (with the remainder in the medium-vulnerability category) and the Library Board of Trustees identified those branches as a critical issue to be addressed. The 2019 Library Levy included funding for seismic retrofits of those three Carnegie-era branches.

As the URM projects necessitate closure of the branches for a year or more, other needed building improvements can be scheduled concurrently. Contingent upon available funding, work may entail roof and envelope restoration; elevator and mechanical system upgrades (including the addition of air-conditioning); interior renovation (including electrical, carpeting, furniture and finishes); and efforts to ensure ADA compliance and equitable access.

Adjusting to a Changing Climate

The Library is also adapting to a changing climate, often working with OSE to identify potential areas for improved energy efficiency and, per mayoral directive, to lessen the Library's reliance on fossil fuels. Several branches – including most of the landmarked branches, some built a century ago – are not air-conditioned, and rising summer temperatures can lead to closures which impact patrons and Library operations. The Library continues to explore logistics and funding options to add air conditioning to high-use branches that currently lack air-conditioning, which would increase branch comfort year-round and also allow those branches to serve as cooling centers during extreme heat events. The Library has previously received funding for decarbonization and electrification efforts through the payroll expense tax, and received a 2024 FEMA grant to partially fund air-conditioning for five non-air-conditioned branches.

Materials Shortages and Supply Chain Delays

One challenge that was certainly not foreseen prior to 2020 was the adversity posed by the COVID-19 pandemic. The economic disruption stemming from the pandemic skewed supply and demand for both raw materials and services, often forcing reexamination of individual project scope or reprioritization of larger Library projects. For example, costs for the 2023 mechanical system replacement at Northeast and Southwest branches (which included electrification and installation of air-conditioning in two locations which lacked AC) came in several hundred thousand dollars over estimates due to higher cost of equipment and materials, prompting a shift of funds from other projects of lower urgency. While the public health impact of the pandemic has faded, construction materials shortages and supply chain disruptions seem to be lingering. Two recent examples would be months-long delays in procuring both an elevator for the Green Lake branch retrofit and HVAC equipment for Capitol Hill (a project since completed).

ADA Improvements - Library

Project No:	MC-PL-B3012	BSL Code:	BC-PL-B3000
Project Type:	Ongoing	BSL Name:	Capital Improvements
Project Category:	Improved Facility	Location:	Various Locations
Current Project Stage:	N/A	Council District:	Multiple
Start/End Date:	N/A	Neighborhood District:	Not in a Neighborhood District
Total Project Cost:	N/A	Urban Village:	Not in an Urban Village

This project represents ADA improvements for The Seattle Public Library, and includes work on accessible paths and adjustments to casework, restroom fixtures, and railings.

Resources	LTD Actuals	2024 Revised	2025	2026	2027	2028	2029	2030	Total
Real Estate Excise Tax I	1,046	9	-	-	-	-	-	-	1,055
Total:	1,046	9	-	-	-	-	-	-	1,055
Fund Appropriations / Allocations *	LTD Actuals	2024 Revised	2025	2026	2027	2028	2029	2030	Total
REET I Capital Fund	1,046	9	-	-	-	-	-	-	1,055
Total:	1,046	9	-	-	-	-	-	-	1,055

O&M Impacts:

Central Library Infrastructure Improvements

Project No:	MC-PL-B3013	BSL Code:	BC-PL-B3000
Project Type:	Ongoing	BSL Name:	Capital Improvements
Project Category:	Improved Facility	Location:	Central Library 1000 4th Ave
Current Project Stage:	N/A	Council District:	Council District 7
Start/End Date:	N/A	Neighborhood District:	Downtown
Total Project Cost:	N/A	Urban Village:	Not in an Urban Village

This project provides for improved infrastructure at the 363,000 square foot Central Library. Central requires substantial infrastructure work to achieve operational efficiency and set the stage for its eventual programmatic re-imagining. Changes to Central also require additional lead time for planning and design, due both to its unique physical configuration/infrastructure and iconic architectural status. Typical improvements may include, but are not limited to, structural and mechanical repairs or improvements, safety and security upgrades, lighting and signage enhancements, and wall and floor surface repairs.

Resources	LTD Actuals	2024 Revised	2025	2026	2027	2028	2029	2030	Total
Real Estate Excise Tax I	1,617	-	-	-	-	-	-	-	1,617
Total:	1,617	-	-	-	-	-	-	-	1,617
Fund Appropriations / Allocations *	LTD Actuals	2024 Revised	2025	2026	2027	2028	2029	2030	Total
REET I Capital Fund	1,617	-	-	-	-	-	-	-	1,617
Total:	1,617	-	-	-	-	-	-	-	1,617

O&M Impacts:

IT Infrastructure

Project No:	MC-PL-B3100	BSL Code:	BC-PL-B3000
Project Type:	Ongoing	BSL Name:	Capital Improvements
Project Category:	Rehabilitation or Restoration	Location:	Various Locations
Current Project Stage:	N/A	Council District:	Multiple
Start/End Date:	N/A	Neighborhood District:	Multiple
Total Project Cost:	N/A	Urban Village:	Multiple

This project represents system-wide Information Technology (IT) Infrastructure improvements for The Seattle Public Library, including enterprise equipment upgrades and integrated library system (ILS) replacement.

Resources	LTD Actuals	2024 Revised	2025	2026	2027	2028	2029	2030	Total
2019 Library Levy Funding	1,298	6,228	-	474	-	-	-	-	8,000
Total:	1,298	6,228	-	474	-	-	-	-	8,000
Fund Appropriations / Allocations *	LTD Actuals	2024 Revised	2025	2026	2027	2028	2029	2030	Total
2019 Library Levy Fund	1,298	6,228	-	474	-	-	-	-	8,000
Total:	1,298	6,228	-	474	-	-	-	-	8,000

O&M Impacts:

Library Major Maintenance

Project No:	MC-PL-B3011	BSL Code:	BC-PL-B3000
Project Type:	Ongoing	BSL Name:	Capital Improvements
Project Category:	Rehabilitation or Restoration	Location:	Various
Current Project Stage:	N/A	Council District:	Multiple
Start/End Date:	N/A	Neighborhood District:	Multiple
Total Project Cost:	N/A	Urban Village:	Multiple

This ongoing project provides for major maintenance to Library facilities, which include the 363,000 square foot Central Library and 26 branch libraries as well as storage/shops facilities. Typical improvements may include, but are not limited to, structural and mechanical repairs or improvements, safety and security upgrades, lighting and signage improvements, wall and floor surface repairs, landscape and exterior hard surface repairs, energy efficiency upgrades and projects that enhance service delivery or facilitate operational cost-savings at our libraries. This project preserves building integrity and improves functionality, and provides responsible management of the Library's building assets to ensure their long-term operational use.

Resources	LTD Actuals	2024 Revised	2025	2026	2027	2028	2029	2030	Total
2019 Library Levy Funding	11,724	17,239	7,989	6,508	-	-	-	-	43,460
Federal Grant Funds	-	5,537	-	-	-	-	-	-	5,537
General Fund	3,289	(1,694)	-	-	-	-	-	-	1,595
Payroll Expense Tax	1,546	1,154	-	-	-	-	-	-	2,700
Private Funding/Donations	94	(94)	-	-	-	-	-	-	-
Real Estate Excise Tax I	9,993	1,347	386	605	785	975	685	-	14,777
Seattle Voter-Approved Levy	7,802	(208)	-	-	-	-	-	-	7,594
Seattle Voter-Approved Levy	13,952	-	-	-	-	-	-	-	13,952
State Grant Funds	1,839	-	-	-	-	-	-	-	1,839
Use of Fund Balance	-	2,200	-	-	-	-	-	-	2,200
Total:	50,239	25,481	8,375	7,113	785	975	685	-	93,654
Fund Appropriations / Allocations *	LTD Actuals	2024 Revised	2025	2026	2027	2028	2029	2030	Total
2012 Library Levy Fund	21,754	258	-	-	-	-	-	-	22,012
2019 Library Levy Fund	11,724	17,273	7,989	6,508	-	-	-	-	43,494
General Fund	440	-	-	-	-	-	-	-	440
Library Fund	4,688	5,543	-	-	-	-	-	-	10,231
Library Trust & Memorial Fund	94	(94)	-	-	-	-	-	-	-
Payroll Expense Tax	1,546	1,154	-	-	-	-	-	-	2,700
REET I Capital Fund	9,993	1,347	386	605	785	975	685	-	14,777
Total:	50,239	25,481	8,375	7,113	785	975	685	-	93,654

O&M Impacts:

* Funds are appropriated through the Adopted Budget at the Budget Summary Level. All Amounts shown above are in thousands of dollars

Major Capital Equipment

Project No:	MC-PL-B3200	BSL Code:	BC-PL-B3000
Project Type:	Ongoing	BSL Name:	Capital Improvements
Project Category:		Location:	Various Locations
Current Project Stage:	N/A	Council District:	Multiple
Start/End Date:	N/A	Neighborhood District:	Multiple
Total Project Cost:	N/A	Urban Village:	Multiple

This project represents system-wide major depreciable equipment purchases for The Seattle Public Library, such as the Library's Automated Materials Handling System (AMHS).

Resources	LTD Actuals	2024 Revised	2025	2026	2027	2028	2029	2030	Total
2019 Library Levy Funding	34	-	-	-	-	-	-	-	34
General Fund	1,425	275	-	-	-	-	-	-	1,700
Seattle Voter-Approved Levy	469	(3)	-	-	-	-	-	-	466
Use of Fund Balance	8	(8)	-	-	-	-	-	-	-
Total:	1,935	265	-	-	-	-	-	-	2,200
Fund Appropriations / Allocations *	LTD Actuals	2024 Revised	2025	2026	2027	2028	2029	2030	Total
2012 Library Levy Fund	469	(3)	-	-	-	-	-	-	466
2019 Library Levy Fund	34	-	-	-	-	-	-	-	34
Library Fund	1,433	267	-	-	-	-	-	-	1,700
Total:	1,935	265	-	-	-	-	-	-	2,200

O&M Impacts:

* Funds are appropriated through the Adopted Budget at the Budget Summary Level. All Amounts shown above are in thousands of dollars

Seattle Department of Transportation

Overview

The Seattle Department of Transportation (SDOT) is responsible for building and maintaining a safe, reliable, efficient, and socially equitable transportation network. In addition, SDOT maintains and improves critical transportation infrastructure of regional, statewide, and national significance in cooperation with external partners. Achieving transportation excellence helps support businesses, improves access to services and opportunities, enhances quality of life, and builds a more sustainable community. This is accomplished by:

- preserving existing transportation infrastructure and using it to its fullest capabilities;
- moving people and goods efficiently and safely, using technology wherever possible to overcome transportation challenges;
- making transit, bicycling, and walking convenient and attractive and reducing reliance on the automobile;
- shaping future transportation improvements that reflect Seattle's role and connections to the region;
- building community trust through engagement and accountability;
- working to eliminate racial disparities and advance equity goals;
- incorporating environmental excellence and climate protection into every decision, project, and program;
- promoting the livability of our neighborhoods and communities;
- guiding investments that contribute to the economic vitality of neighborhood businesses and industries in Seattle and the surrounding region; and
- managing resources wisely with performance measures.

The replacement value of the City's transportation infrastructure is estimated to be approximately \$40 billion. Major system assets include:

- 1,548 lane-miles of arterial streets;
- 2,396 lane-miles of non-arterial streets;
- 134 bridges;
- 534 stairways;
- 572 retaining walls;
- 2.2 miles of seawalls;
- 1,159 signalized intersections;
- 57.1 miles of multi-purpose trails;
- 2,301 miles of improved sidewalks and median pathways;
- 172 miles of on-street bicycle facilities;
- 41,000 street trees;
- 1,448 pay stations;
- 44,602 curb ramps; and
- Around 205,000 signs.

Levy to Move Seattle

SDOT's 2025-2026 Proposed Budget, including the 2025-2030 Proposed Six-Year Capital Improvement Program (CIP) signifies a marked change from our past budget and CIP due to the expiration of the Levy

to Move Seattle. In almost all cases, the Levy to Move Seattle was never planned for our 2025 CIP budgets as the term of the Levy expires at the end of 2024. As a result, the 2025-2030 Proposed CIP is smaller in sum and scale, reflecting a reduced capital budget without levy funding.

As SDOT prepared for the expiration of the Levy to Move Seattle, the Department engaged in a difficult but intentional effort to reimagine the SDOT of the future without a transportation levy, while upholding organizational values and the Mayor's One Seattle vision.

The guiding principles were to preserve service levels in safety and maintenance programs as much as possible, while also centering equity for both our community and our workforce, and to remain responsive to our community. We prioritized regulatory responsibilities and legally required services, as well as financial commitments to local, state, and federal funding partners.

To ensure sufficient funding to fulfill the Levy to Move Seattle commitments, the 2025-2030 Proposed CIP adds \$8,500,000 to the following two high-priority projects.

CIP Projects	2025
Bridge Seismic - Phase III	\$4,000,000
Heavy Haul Network Program - East Marginal Way	\$4,500,000
Total	\$8,500,000

Continuing to Provide Core Services

The 2025-2030 CIP includes planned resources that continue delivery of services to keep people and goods moving safely. The focus is on maintaining assets in their current state and replacing assets only when they fail.

The 2025-2030 Proposed CIP outlines investments in critical transportation infrastructure needs and includes planned spending of \$176.6 million in 2025. Key work includes street paving and resurfacing; building new curb ramps; school safety improvements; implementation of the Bike, Pedestrian, Freight, and Transit Master Plans; investments to facilitate freight mobility; traffic cameras and signals; bridge projects such as bridge replacement, maintenance, and seismic retrofitting; and support for the Waterfront Program. For details, please see the associated explanations below.

Street Paving and Resurfacing: The 2025-2030 Proposed CIP includes \$13.9 million in 2025 for the following programs:

- \$6.8 million for Arterial Major Maintenance,
- \$5.2 million for Arterial Asphalt & Concrete Program Phase II, and
- \$1.9 million for Non-Arterial Street Resurfacing and Restoration.

Pedestrian Master Plan Investments: The 2025-2030 Proposed CIP includes four projects that are solely dedicated to advancing the recommendations of the Pedestrian Master Plan (PMP).

- The Pedestrian Master Plan Crossing Improvements project funds pedestrian crossing improvements, primarily focused on crossings near transit stops and on walking routes to school. The 2025-2030 Proposed CIP includes \$3.6 million for this project in 2025.

2025-2030 Proposed Capital Improvement Program

Department of Transportation

- The Pedestrian Master Plan School Safety project includes \$4.1 million in 2025 for pedestrian improvements in school zones. These capital improvements may include school zone signing, crosswalk maintenance, curb bulb and curb ramp replacement and maintenance, sidewalk maintenance, and changes to traffic circulation around schools.
- The Pedestrian Master Plan–Stairway Rehabilitation program totals \$0.7 million. Stairways provide pedestrian connections to streets throughout Seattle’s hilly neighborhoods. The program rebuilds and rehabilitates stairways to the latest standards, adding proper width, step height, grip rail, landings, and other features required by the Americans with Disabilities Act (ADA).
- The SDOT ADA Program includes \$9.3 million of local funding to deliver ADA-compliant curb ramps and accessible pedestrian signals. This funding supports the City in meeting the annual ADA curb ramp requirement of 1,250 ramps per year.

The table below shows a summary of the Pedestrian Master Plan investments:

Pedestrian Master Plan Projects	2025
PMP - Crossing Improvements	\$3,615,308
PMP - School Safety	\$4,059,480
PMP - Stairway Rehabilitation	\$746,469
SDOT ADA Program	\$9,253,195
Total	\$17,674,452

Bicycle Master Plan Investments:

The Bike Master Plan Protected Bike Lanes project includes \$5.6 million in 2025 to provide dedicated right-of-way separation projects for people riding bikes. While our current program is primarily and heavily funded by the Levy to Move Seattle, SDOT must continue to make investments to maintain and develop key safety infrastructure for bicycles even in a more resource-constrained budget. We will continue to look at how to prioritize this work in our budget going forward regardless of our funding levels.

In addition to the projects solely dedicated to delivering the Pedestrian and Bicycle Master Plans, there are many SDOT capital projects that indirectly contribute improvements that advance the plans. The table below shows projects that support both the Bike and Pedestrian Master Plans; note that the dollars shown are for 2025 estimated costs and not the entire capital project funding in each case.

Projects that Support the Bike & Pedestrian Master Plan	2025
Aurora Avenue North Safety Improvements	\$4,750,000
Heavy Haul Network Program - East Marginal Way	\$4,500,000
North of Downtown Mobility Action Plan	\$1,025,641
Northgate Bridge and Cycle Track	\$500,000
Overlook Walk and East-West Connections Project	\$3,000,000

2025-2030 Proposed Capital Improvement Program

Department of Transportation

RapidRide Roosevelt	\$34,133,981
Route 40 Transit-Plus Multimodal Corridor	\$1,751,777
Safe Streets and Roads for All	\$10,016,750
Sidewalk Safety Repair	\$5,036,761
Transit Corridor Improvements	\$2,500,000
Vision Zero	\$5,442,938
Total	\$72,657,848

Transit Projects:

The 2025-2030 Proposed CIP contains six transit projects including Transit-Plus Multimodal Corridor (TPMC) projects. These TPMC projects redesign major streets with more frequent and reliable buses; and provide updates to improve connectivity and safety for all travelers, whether walking, biking, driving, or taking transit. The TPMC projects include Route 40 Transit-Plus Multimodal Corridor (Fremont/Northgate), RapidRide J Line (formally known as RapidRide Roosevelt), and NE 130th St/NE 125th Corridor Improvements. These projects rely on a variety of Levy, local, and grant funding.

In addition to the large capital TPMC projects, the CIP contains budget for transit spot improvements throughout Seattle. These spot improvements focus on operational efficiencies (which help reduce travel time and therefore operational costs), safety, and access enhancements (which improve the rider experience while enhancing safe conditions for riders of all abilities). Investments include installing queue jumps, bus-only lanes, in-lane stops/bus bulbs, and bus stop and station access amenities. SDOT also provides support for Sound Transit projects through public engagement, design review, permitting and construction support for transit stations as well as constructing pedestrian and bicycle enhancements and implementing Restricted Parking Zones adjacent to new stations.

The table below shows a summary of transit-related investments:

Transit Projects	2025
NE 130th St/NE 125th Corridor Improvements	\$5,879,999
RapidRide J	\$34,133,981
Route 40 Transit-Plus Multimodal Corridor	\$1,751,777
Seattle Transportation Benefit District - Transit Improvements	\$13,120,946
Sound Transit 3	\$8,656,133
Transit Corridor Improvements	\$2,500,000
Total	\$66,042,836

Freight Projects:

The Heavy Haul Network Program East Marginal Way project currently has two Segments, North and Central, to maximize grant utilization and deliver safety improvements as quickly as possible. The North Segment reconstructs 2.12 miles of East Marginal Way to heavy haul pavement standards supporting freight traffic, constructs a two-way protected bike lane between South Atlantic and South Spokane Street, and makes signal improvements aimed at increasing safety for people using both modes. The Central Segment reconstructs 0.63 miles of East Marginal Way and creates a shared-use path between

South Spokane Street and Diagonal Avenue South. The 2025-2030 Proposed CIP adds a \$4.5 million Levy to Move Seattle budget in 2025 for this project.

The Proposed CIP also includes \$1.6 million in 2025 for the Freight Spot Improvement project. These smaller-scale vital freight spot improvements include pavement repairs in industrial areas, turning radius adjustments, and other sign and operational improvements to facilitate movement of freight throughout the city. Funding allocation varies year to year based on planned projects.

The table below shows a summary of the Freight Master Plan investments, including all funds supporting these projects:

Freight Master Plan Projects	2025
Freight Spot Improvement Program	\$1,590,000
Heavy Haul Network Program - East Marginal Way	\$4,500,000
Total	\$6,090,000

Bridge & Structures Projects:

The City owns 134 bridges and maintaining all of them in appropriate condition is a major challenge. The 2025-2030 Proposed CIP adds \$4.0 million Move Seattle Levy funding for the next phase in the Bridge Seismic program. The 2025-2030 Proposed CIP also includes \$3.9 million in 2025 for the Bridge Painting program, which is a critical asset preservation project for the City's 20 structural steel bridges.

Another \$4.9 million is appropriated for the Structures Major Maintenance program in 2025. This program provides funding for major maintenance and rehabilitation of the City's bridges and structural assets, including: electrical and mechanical upgrades of moveable bridge operating and control systems, repair of cracks and maintenance of concrete and steel structures, and site protection of bridge facilities.

Besides bridges, SDOT also maintains more than 600 retaining walls throughout Seattle. The 2025-2030 Proposed CIP includes \$212,000 in funding for small scale retaining wall repairs throughout the city.

Bridge & Structures	2025
Bridge Load Rating	\$273,288
Bridge Painting Program	\$3,923,019
Bridge Rehabilitation and Replacement Phase II	\$500,001
Bridge Seismic - Phase III	\$4,000,000
Hazard Mitigation Program - Areaways	\$383,800
Retaining Wall Repair and Restoration	\$212,000
Structures Major Maintenance	\$4,916,791
Total	\$14,208,899

Seattle Waterfront Capital Projects:

There are four major capital projects in the SDOT budget related to the downtown waterfront. These projects were created in response to the 2001 Nisqually Earthquake that damaged the WSDOT SR-99 Viaduct on the Seattle Waterfront and made the structure vulnerable to failure in a future seismic event. Subsequent analysis of the viaduct showed the Elliott Bay Seawall timbers were deteriorating and could similarly fail during a seismic event. A decision to replace the viaduct with a tunnel for SR 99 was subsequently made by WSDOT, and Seattle voters approved funding to replace the Elliott Bay Seawall. Since both projects would dramatically affect the waterfront, in 2012, the City Council adopted the Waterfront Concept Design, Framework Plan and Strategic plan to guide restoration of a surface street along the waterfront and numerous public improvements aimed at both improving transportation and creating new public spaces for residents and visitors to enjoy.

The Elliott Bay Seawall Project was completed in 2017. WSDOT opened the tunnel and demolished the old viaduct structure and restored waterfront access as part of the Alaskan Way Viaduct Replacement Project. Viaduct removal cleared the way for the Alaskan Way Main Corridor transportation project, which began in 2019 and includes the Alaskan Way surface street, a new Elliott Way, and a pedestrian promenade. Work also began on the East-West Connections Project, including the Overlook Walk pedestrian bridge in 2021. The Seattle Department of Parks and Recreation is funding additional projects under construction, including the Aquarium Expansion and rehabilitating public parks at Pier 58 and Pier 62 established as public parks (led by the Office of the Waterfront and Civic Projects).

The Alaskan Way Main Corridor project began work in 2019 and includes the design and construction of the Alaskan Way/Elliott Way surface street, a 2-way bike facility, and the adjoining pedestrian promenade along the waterfront along with several east-west connections that are primarily funded by WSDOT (e.g., the Marion Street Pedestrian Bridge). Elliot Way opened in Spring 2023. Alaskan Way and the Promenade remain in construction with substantial completion slated for mid-2025. The 2025 budget proposal includes a previously planned of \$10.7 million in bonding authority that was shifted from 2024 to 2025 to align with project timing and costs.

The Overlook Walk and East-West Connections projects include the Overlook Walk which provides pedestrian connections between the waterfront and the Aquarium and Pike Place Market. Construction of the East-West Connection projects began in 2021 with the start of the Union Street Pedestrian Bridge project, which has now been completed. The Pike/Pine project construction began in early 2023, and Pioneer Square work began in late 2023 – substantial completion for both projects is anticipated in late 2024. The Overlook Walk began construction in earnest in 2022, with substantial completion anticipated in late 2024.

Grant Funding

SDOT is committed to leveraging existing resources and seeking external funding opportunities to continuously improve transportation safety and invest in the highest priority discrete projects. In the 2025-2030 Proposed CIP, the Department adds \$20.2 million in new grant funding for three projects. The new grants were accepted in the 2024 Mid-Year Supplemental Budget and will support the following project design or construction in 2025 and 2026.

- \$8,600,000 to support the mill and overlay of the asphalt pavement on Roosevelt Way, between NE 92nd St and 15th Ave NE.

- \$9,900,000 to improve pavement conditions along E Marginal Way S, between 1st Ave S and 16th Ave S.
- \$1,689,239 to advance the conceptual designs of the Aurora Avenue N Safety and Transit Access Improvements project.

New CIP - Debt Service CRS-REET

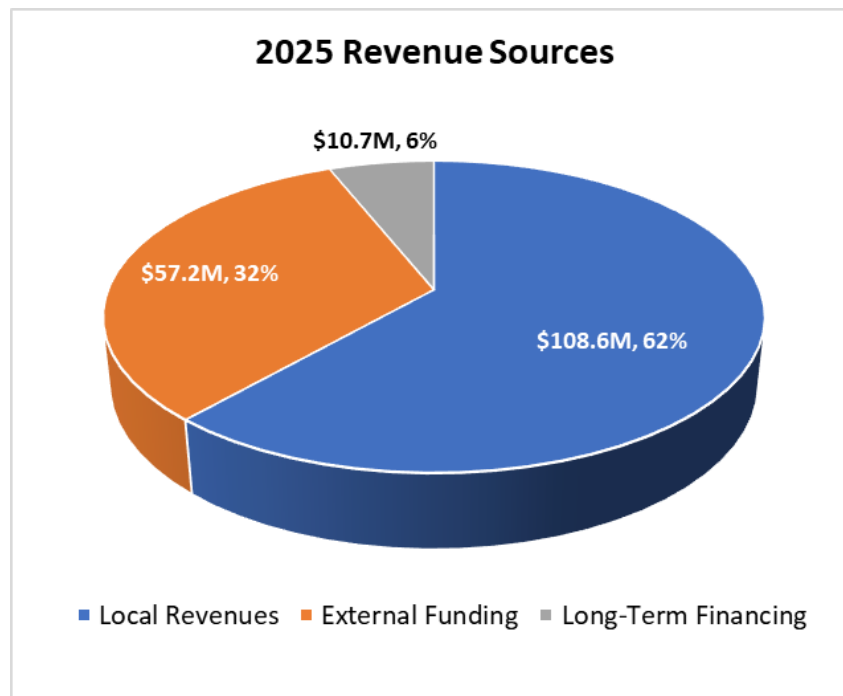
The 2025-2030 Proposed CIP creates a new CIP, MC-TR-C126 Debt Service CRS-REET. This will realign the Real Estate Excise Tax (REET) backed debt service payment budgets with the correct capital Budget Summary Level. The proposed \$7.0 million budget in 2025 matches the annual updates provided by the City's debt service schedule.

FIFA World Cup Impacts

Seattle is serving as a host city for the FIFA 2026 World Cup, for which it will host six games, with an expected influx of more than one million non-Seattle residents for the event and more than five billion expected viewers. SDOT has a key role to play in the execution of a successful event, including working with stadiums and key event spaces to facilitate the safe movement of people and goods through the downtown and to and from events. The exact nature of the final work required to support FIFA is unknown **and will be sized to align with available budget and schedule.**

CIP Revenue Sources

In 2025 the SDOT Proposed CIP budget is \$176.7 million, funded from the following sources:



Local Revenues

- Levy to Move Seattle, which expires at the end of 2024;

2025-2030 Proposed Capital Improvement Program

- Gas Tax;
- Multimodal funds;
- Real Estate Excise Tax;
- Commercial Parking Tax;
- Vehicle License Fees;
- Long-term financing (general obligation bonds);
- JumpStart Payroll Expense Tax (payroll tax);
- Public Works Trust Fund Loans;
- Sales Tax;
- Street vacation revenues;
- School Safety and Pedestrian funds;
- Landscape Conservation & Local Infrastructure Program;
- Waterfront Local Improvement District (LID) assessment tax;
- Street use fees;
- Property sale proceeds;

External Funding

- Federal and state grants; and
- Funds from various funding partners, such as Sound Transit, King County Metro, the Port of Seattle and the Washington State Department of Transportation.

Thematic Priorities

SDOT's vision for Seattle is a thriving, equitable community powered by dependable transportation. The organization's mission is to deliver a transportation system that provides safe and affordable access to places and opportunities. To accomplish this, SDOT prioritizes services and capital projects based on the core principles in the City's 10-Year Strategic Vision for Transportation - Move Seattle. The goal of the strategic vision is to organize actions around SDOT's core values:

1. **Equity** – We believe transportation must meet the needs of communities of color and those of all incomes, abilities, and ages. Our goal is to partner with our communities to build a racially equitable and socially just transportation system.
2. **Safety** – We believe everyone should be able to move safely throughout the City. Our goal is to create safe transportation environments and eliminate serious and fatal crashes in Seattle.
3. **Mobility** – We believe transportation choices are critical to access opportunity. Our goal is to build, operate, and maintain an accessible transportation system that reliably connects people, places, and goods.
4. **Sustainability** – We believe environmental health should be improved for future generations through sustainable transportation. Our goal is to address the climate crisis through a sustainable, resilient transportation system.
5. **Livability** – We believe transportation is essential to support daily life. Our goal is to manage our streets and sidewalks to enrich public life and improve community health.

6. **Excellence** – We believe in exceeding the expectations of the communities we serve. Our goal is to build an SDOT team committed to excellence and equipped with skills to meet the challenges of today and tomorrow.

Transportation projects are initiated through numerous methods including planning processes (modal, subarea, neighborhood planning), preservation, operations and safety needs assessment, regulatory requirements, and elected official direction.

Community members have significant input in the development of all SDOT plans through public engagement processes. Seattle's Pedestrian, Bicycle, Transit and Freight Advisory Boards are also consulted regularly to provide input on project/program needs. Since 2016, the Levy to Move Seattle Oversight Committee has reviewed SDOT's program and project priorities and financial plans, and made recommendations to the Department, the Mayor, and City Council on the allocation of resources. Representatives from SDOT regularly meet with the Oversight Committee, to provide updates and solicit input on the allocation of resources. Prior to 2016, the Bridging the Gap Oversight Committee performed the same advisory function. Developed in 2022, the Transportation Equity Framework codeveloped with the Transportation Equity Workgroup helps drive decisions and investments as well.

Many factors can affect SDOT's project and funding decisions, including regulatory requirements, state and federal law (such as the Americans with Disabilities Act), and construction seasons. Opportunities to leverage the City's limited funding with grants or coordinating projects with other agencies can also affect SDOT's decisions on project prioritization and schedule.

In every case, SDOT strives to implement the City's policy goals laid out in Seattle's Comprehensive Plan and individual policy initiatives such as Complete Streets, the Race and Social Justice Initiative, Vision Zero, and the Climate Change Response Framework. SDOT's 10 Year Strategic Transportation Plan, modal plans, subarea plans, and Asset Management Strategy provide an overall framework for implementing these goals.

23rd Avenue Corridor Improvements

Project No:	MC-TR-C037	BSL Code:	BC-TR-19003
Project Type:	Discrete	BSL Name:	Mobility-Capital
Project Category:	Improved Facility	Location:	23rd AVE S/E John ST/Rainier AVE S
Current Project Stage:	Stage 6 - Closeout	Council District:	Council District 3
Start/End Date:	2013 - 2024	Neighborhood District:	Central
Total Project Cost:	\$61,284	Urban Village:	23rd & Union-Jackson

This multi-phase project will reconstruct sidewalks, enhance the pedestrian environment, reconstruct pavement, upgrade signalized intersections, upgrade controller cabinets to meet transit signal priority (TSP) needs, and accommodate Intelligent Transportation Systems (ITS) upgrades. Activities include the following: install ITS to provide travel time information; install fiber communication as needed along the corridor to relay information back to the Traffic Management Center; and install poles for support of future trolley wires in two gap segments of the trolley network. The project will also include design and construction of a 3-lane cross section (with 4 lanes at isolated intersections) between John Street and Rainier Ave South, as well as a greenway facility on a parallel street to facilitate north-south bicycle travel. Phases 1 and 2 are complete. The Vision Zero Phase 3 of the project will construct new traffic signals, parking modifications, new curb ramps, traffic calming, speed reduction, pedestrian safety, and transit stop improvements.

Resources	LTD Actuals	2024 Revised	2025	2026	2027	2028	2029	2030	Total
City Light Fund Revenues	3,063	9	-	-	-	-	-	-	3,071
Commercial Parking Tax	115	16	-	-	-	-	-	-	131
Federal Grant Funds	4,990	-	-	-	-	-	-	-	4,990
King County Funds	2,500	-	-	-	-	-	-	-	2,500
LTGO Bond Proceeds	14,544	-	-	-	-	-	-	-	14,544
Private Funding/Donations	5	-	-	-	-	-	-	-	5
Real Estate Excise Tax II	4,964	-	-	-	-	-	-	-	4,964
State Grant Funds	10,813	197	-	-	-	-	-	-	11,010
Transportation Funding Package - Lid Lift	11,730	-	-	-	-	-	-	-	11,730
Transportation Funding Package - Parking Tax	-	-	-	-	-	-	-	-	-
Transportation Move Seattle Levy - Lid Lift	7,780	2	-	-	-	-	-	-	7,782
Use of Fund Balance	(13)	13	-	-	-	-	-	-	-
Vehicle License Fees \$60 & 0.1% Sales Tax	290	307	-	-	-	-	-	-	598
Water Rates	10	-	-	-	-	-	-	-	10
Total:	60,792	544	-	-	-	-	-	-	61,336

Fund Appropriations / Allocations *	LTD Actuals	2024 Revised	2025	2026	2027	2028	2029	2030	Total
2011 Multipurpose LTGO Bond Fund	5,622	-	-	-	-	-	-	-	5,622
2016 Multipurpose LTGO Bond Fund	7,945	-	-	-	-	-	-	-	7,945
2017 Multipurpose LTGO Bond Fund	977	-	-	-	-	-	-	-	977
Bridging The Gap Levy Fund	11,730	-	-	-	-	-	-	-	11,730
Move Seattle Levy Fund	7,570	8	-	-	-	-	-	-	7,579
REET II Capital Fund	4,964	-	-	-	-	-	-	-	4,964
Transportation Benefit District Fund	290	307	-	-	-	-	-	-	598
Transportation Fund	21,693	228	-	-	-	-	-	-	21,921
Total:	60,792	544	-	-	-	-	-	-	61,336

O&M Impacts: SDOT has individual project budgets for the maintenance of painted markings, signage, signals, bridges and roadway structures, urban forestry, and sidewalks and pavement; these budgets are constrained by the availability of transportation specific and general funds. The SDOT Asset Management website (<https://www.seattle.gov/transportation/about-sdot/asset-management>) provides unconstrained operational cost forecasting by asset type, typical lifecycle and average maintenance cost ranges.

* Funds are appropriated through the Adopted Budget at the Budget Summary Level. All Amounts shown above are in thousands of dollars

35th Avenue SW Paving

Project No:	MC-TR-C099	BSL Code:	BC-TR-19001
Project Type:	Discrete	BSL Name:	Major Maintenance/Replacement
Project Category:	Rehabilitation or Restoration	Location:	35th Ave. SW from SW Morgan St to SW Roxbury
Current Project Stage:	Stage 1 - Pre-Project Development	Council District:	Council District 1
Start/End Date:	2023 - 2025	Neighborhood District:	Delridge
Total Project Cost:	\$35,000	Urban Village:	West Seattle Junction

This project will resurface and reconstruct 35th Ave. SW from SW Morgan St. to SW Roxbury St.

Unsecured Funding Strategy: Funding for this project was not included as part of the Levy to Move Seattle paving commitments; the project is also not likely to rank highly for grant funding. Funding for this project may depend upon identification of new/incremental revenue sources.

O&M Impacts: This is a capital maintenance project that reduces the need for O&M by bringing assets to a new or like new condition.

3rd Avenue Corridor Improvements

Project No:	MC-TR-C034	BSL Code:	BC-TR-19003
Project Type:	Ongoing	BSL Name:	Mobility-Capital
Project Category:	Improved Facility	Location:	3rd AVE
Current Project Stage:	N/A	Council District:	Council District 7
Start/End Date:	N/A	Neighborhood District:	Downtown
Total Project Cost:	N/A	Urban Village:	Downtown

This project makes multimodal improvements for the Third Avenue transit corridor in downtown Seattle, specifically focused on bus stop, streetscape, and transit streetpriority improvements, e.g. installation of Third Avenue and Denny Way transit only signal, on Third Avenue between S. Jackson Street and Denny Way.

Resources	LTD Actuals	2024 Revised	2025	2026	2027	2028	2029	2030	Total
City Light Fund Revenues	145	64	-	-	-	-	-	-	209
Commercial Parking Tax	2,187	118	-	-	-	-	-	-	2,305
Developer Mitigation	(75)	152	-	-	-	-	-	-	77
Drainage and Wastewater Rates	30	(30)	-	-	-	-	-	-	-
Federal Grant Funds	6,212	3,164	-	-	-	-	-	-	9,376
King County Funds	1,850	844	-	-	-	-	-	-	2,694
Landscape Conservation & Local Infrastructure Program	387	4,978	-	-	-	-	-	-	5,365
Private Funding/Donations	1	-	-	-	-	-	-	-	1
Real Estate Excise Tax I	13	(1)	-	-	-	-	-	-	12
Real Estate Excise Tax II	708	-	-	-	-	-	-	-	708
Sound Transit Funds	292	(292)	-	-	-	-	-	-	-
State Grant Funds	204	-	-	-	-	-	-	-	204
Transportation Funding Package - Lid Lift	622	-	-	-	-	-	-	-	622
Transportation Move Seattle Levy - Lid Lift	(23)	23	-	-	-	-	-	-	-
Water Rates	21	(21)	-	-	-	-	-	-	-
Total:	12,573	9,000	-	-	-	-	-	-	21,573
Fund Appropriations / Allocations *	LTD Actuals	2024 Revised	2025	2026	2027	2028	2029	2030	Total
Bridging The Gap Levy Fund	622	-	-	-	-	-	-	-	622
Move Seattle Levy Fund	-	-	-	-	-	-	-	-	-
REET I Capital Fund	1	(1)	-	-	-	-	-	-	-
REET II Capital Fund	708	-	-	-	-	-	-	-	708
Transportation Fund	11,242	9,001	-	-	-	-	-	-	20,243
Total:	12,573	9,000	-	-	-	-	-	-	21,573

O&M Impacts: SDOT has individual project budgets for the maintenance of painted markings, signage, signals, bridges and roadway structures, urban forestry, and sidewalks and pavement; these budgets are constrained by the availability of transportation specific and general funds. The SDOT Asset Management website (<https://www.seattle.gov/transportation/about-sdot/asset-management>) provides unconstrained operational cost forecasting by asset type, typical lifecycle and average maintenance cost ranges.

Accela Permitting System

Project No:	MC-TR-C001	BSL Code:	BC-TR-19001
Project Type:	Ongoing	BSL Name:	Major Maintenance/Replacement
Project Category:	Rehabilitation or Restoration	Location:	Multiple
Current Project Stage:	N/A	Council District:	Multiple
Start/End Date:	N/A	Neighborhood District:	Not in a Neighborhood District
Total Project Cost:	N/A	Urban Village:	Not in an Urban Village

This project will migrate SDOT permitting operations from the Hansen 7 system to the new Citywide Accela permitting platform. The vision for Accela is to create a fully integrated permitting system that provides an online, all in one place experience for Seattle customers and staff. Once the initial migration is complete, this project will provide ongoing funding for routine system improvements as well as periodic major upgrades needed to stay current with changing technology.

Resources	LTD Actuals	2024 Revised	2025	2026	2027	2028	2029	2030	Total
Interdepartmental Transfer	37	243	-	-	-	-	-	-	280
Street Use Fees	861	-	-	-	-	1,000	-	-	1,861
Street Vacations - SVF	399	-	-	-	-	-	-	-	399
User Fees	18,085	5,532	-	-	-	-	-	-	23,617
Total:	19,382	5,775	-	-	-	1,000	-	-	26,157
Fund Appropriations / Allocations *	LTD Actuals	2024 Revised	2025	2026	2027	2028	2029	2030	Total
Transportation Fund	19,382	5,775	-	-	-	1,000	-	-	26,157
Total:	19,382	5,775	-	-	-	1,000	-	-	26,157

O&M Impacts: Maintenance for the permitting system is paid for via a central cost allocation from Seattle IT and then recovered against SDOT projects through overhead allocations.

Accessible Mt. Baker Implementation

Project No:	MC-TR-C002	BSL Code:	BC-TR-19003
Project Type:	Discrete	BSL Name:	Mobility-Capital
Project Category:	Improved Facility	Location:	Various
Current Project Stage:	Stage 5 - Construction	Council District:	Council District 3
Start/End Date:	2017 - 2025	Neighborhood District:	East District
Total Project Cost:	\$6,510	Urban Village:	Madison-Miller

The project will transform the Mt. Baker station area into a safer and comfortable place for people to walk, bike, and make transit connections; and for the Mt. Baker Town Center to take root and flourish. In addition to prioritizing walking and biking, the project will maintain transit and freight reliability and create more predictable conditions for people driving.

Resources	LTD Actuals	2024 Revised	2025	2026	2027	2028	2029	2030	Total
Federal Grant Funds	1,863	747	-	-	-	-	-	-	2,610
State Grant Funds	-	900	-	-	-	-	-	-	900
Transportation Move Seattle Levy - Lid Lift	1,674	326	-	-	-	-	-	-	2,000
Transportation Sales Tax	-	1,000	-	-	-	-	-	-	1,000
Total:	3,537	2,973	-	-	-	-	-	-	6,510
Fund Appropriations / Allocations *	LTD Actuals	2024 Revised	2025	2026	2027	2028	2029	2030	Total
Move Seattle Levy Fund	1,674	326	-	-	-	-	-	-	2,000
Transportation Benefit District Fund	-	1,000	-	-	-	-	-	-	1,000
Transportation Fund	1,863	1,647	-	-	-	-	-	-	3,510
Total:	3,537	2,973	-	-	-	-	-	-	6,510

O&M Impacts: SDOT has individual project budgets for the maintenance of painted markings, signage, signals, bridges and roadway structures, urban forestry, and sidewalks and pavement; these budgets are constrained by the availability of transportation specific and general funds. The SDOT Asset Management website (<https://www.seattle.gov/transportation/about-sdot/asset-management>) provides unconstrained operational cost forecasting by asset type, typical lifecycle and average maintenance cost ranges.

Alaskan Way Main Corridor

Project No:	MC-TR-C072	BSL Code:	BC-TR-16000
Project Type:	Discrete	BSL Name:	Central Waterfront
Project Category:	New Facility	Location:	Various
Current Project Stage:	Stage 5 - Construction	Council District:	Multiple
Start/End Date:	2013 - 2024	Neighborhood District:	Downtown
Total Project Cost:	\$399,625	Urban Village:	Multiple

This project designs and constructs the rebuilt Alaskan Way/Elliott Way surface streets and the adjoining pedestrian promenade along the Seattle waterfront following the demolition of the Alaskan Way Viaduct. The State of Washington has built a deep bore tunnel to replace the Alaskan Way Viaduct and has relocated State Route 99 into the tunnel. The City of Seattle is responsible for the Alaskan Way/Elliott Way surface street and the promenade. The project also includes replacement of and improvements to four key connections impacted by the Viaduct removal: Seneca Street, Columbia Street, and the Marion Street and Lenora Street pedestrian bridges. This project is part of the larger waterfront improvement program. Construction of these improvements began in 2019.

Resources	LTD Actuals	2024 Revised	2025	2026	2027	2028	2029	2030	Total
City Light Fund Revenues	16	-	-	-	-	-	-	-	16
Commercial Parking Tax	6,118	-	-	-	-	-	-	-	6,118
Drainage and Wastewater Rates	263	-	-	-	-	-	-	-	263
Interfund Loan - Waterfront LID Fund	591	-	-	-	-	-	-	-	591
Local Improvement District Funding	10,569	18,031	-	-	-	-	-	-	28,600
LTGO Bond Proceeds	83,889	19,562	7,713	-	-	-	-	-	111,165
Miscellaneous Revenues	-	459	-	-	-	-	-	-	459
Partnership - WSDOT	206,283	7,184	-	-	-	-	-	-	213,467
Port of Seattle Funds	-	270	-	-	-	-	-	-	270
Private Funding - Utilities	1,111	-	-	-	-	-	-	-	1,111
Private Funding/Donations	4,582	9,560	-	-	-	-	-	-	14,142
Real Estate Excise Tax II	2,271	5,902	-	-	-	-	-	-	8,173
Seawall Levy	6,302	-	-	-	-	-	-	-	6,302
State Grant Funds	1,951	202	-	-	-	-	-	-	2,153
Street Use Fees	3,604	-	-	-	-	-	-	-	3,604
Street Vacations - CRSU	1,300	-	-	-	-	-	-	-	1,300
Street Vacations - SVF	1,374	141	-	-	-	-	-	-	1,515
Transportation Move Seattle Levy - Lid Lift	-	400	-	-	-	-	-	-	400
Total:	330,224	61,710	7,713	-	-	-	-	-	399,647

* Funds are appropriated through the Adopted Budget at the Budget Summary Level. All Amounts shown above are in thousands of dollars

Fund Appropriations / Allocations *	LTD Actuals	2024 Revised	2025	2026	2027	2028	2029	2030	Total
2015 Multipurpose LTGO Bond Fund	7,395	-	-	-	-	-	-	-	7,395
2016 Multipurpose LTGO Bond Fund	13,893	-	-	-	-	-	-	-	13,893
2017 Multipurpose LTGO Bond Fund	6,425	-	-	-	-	-	-	-	6,425
2018 LTGO Taxable Bond Fund	509	-	-	-	-	-	-	-	509
2018 Multipurpose LTGO Bond Fund	6,117	-	-	-	-	-	-	-	6,117
2019 Multipurpose LTGO Bond Fund	11,213	-	-	-	-	-	-	-	11,213
2020 Multipurpose LTGO Bond Fund	14,756	-	-	-	-	-	-	-	14,756
2021 Multipurpose LTGO Bond Fund	10,000	-	-	-	-	-	-	-	10,000
2021 West Seattle Bridge Repair LTGO Bond Fund	730	1,000	-	-	-	-	-	-	1,730
2022 Multipurpose LTGO Bond Fund	8,713	18,562	-	-	-	-	-	-	27,275
2025 Multipurpose LTGO Bond Fund	-	-	7,713	-	-	-	-	-	7,713
Alaskan Way Seawall	80	-	-	-	-	-	-	-	80
Alaskan Way Seawall	279	-	-	-	-	-	-	-	279
Alaskan Way Seawall	646	-	-	-	-	-	-	-	646
Alaskan Way Seawall Const Fund	5,297	-	-	-	-	-	-	-	5,297
Central Waterfront Improvement Fund	15,378	10,596	-	-	-	-	-	-	25,974
Move Seattle Levy Fund	-	400	-	-	-	-	-	-	400
REET II Capital Fund	1,981	5,902	-	-	-	-	-	-	7,883
Transportation Fund	219,201	7,685	-	-	-	-	-	-	226,886
Unrestricted Cumulative Reserve Fund	1,300	-	-	-	-	-	-	-	1,300
Waterfront LID #6751	6,312	17,565	-	-	-	-	-	-	23,877
Total:	330,224	61,710	7,713	-	-	-	-	-	399,647

O&M Impacts: This project replaces aging infrastructure along the Central Waterfront providing an O&M benefit. It also builds new infrastructure for several City departments. The maintenance of the new public open space and pedestrian promenade will be funded primarily with Metropolitan Park District funds set-aside for this purpose. Transportation infrastructure capital elements are planned to be maintained through the Waterfront Transportation Infrastructure Maintenance project, MC-TR-C109.

Alaskan Way Viaduct Replacement

Project No:	MC-TR-C066	BSL Code:	BC-TR-19002
Project Type:	Discrete	BSL Name:	Major Projects
Project Category:	New Facility	Location:	Alaskan Way
Current Project Stage:	Stage 6 - Closeout	Council District:	Multiple
Start/End Date:	2001 - 2025	Neighborhood District:	Multiple
Total Project Cost:	\$99,099	Urban Village:	Multiple

This project funds the City's involvement in the replacement of the Alaskan Way Viaduct with the bored tunnel hybrid alternative and is partnership with the Washington Department of Transportation. Replacement of this structure enhances overall safety, as this structure is seismically vulnerable. In prior years, this project included design of the Central Seawall and Waterfront Improvements. For transparency purposes, the Seawall and Waterfront work was moved into three independent capital projects: Elliott Bay Seawall (MC-TR-C014), Alaskan Way Main Corridor (MC-TR-C066), and Overlook Walk and East-West Connections (MC-TR-C073).

Resources	LTD Actuals	2024 Revised	2025	2026	2027	2028	2029	2030	Total
Commercial Parking Tax	8,832	2	-	-	-	-	-	-	8,834
Federal Grant Funds	2,861	-	-	-	-	-	-	-	2,861
General Fund	2,951	-	-	-	-	-	-	-	2,951
Interagency Commission on Outdoor Recreation Grants	239	-	-	-	-	-	-	-	239
Internal Service Fees and Allocations, Outside Funding Partners	1	-	-	-	-	-	-	-	1
King County Funds	3,136	-	-	-	-	-	-	-	3,136
LTGO Bond Proceeds	43,295	197	-	-	-	-	-	-	43,492
Partnership - WSDOT	34,878	1,627	-	-	-	-	-	-	36,506
Seawall Levy	328	-	-	-	-	-	-	-	328
Sound Transit Funds	(450)	-	-	-	-	-	-	-	(450)
State Gas Taxes - City Street Fund	1,070	11	-	-	-	-	-	-	1,081
Street Use Fees	-	-	-	-	-	-	-	-	-
User Fees	11	-	-	-	-	-	-	-	11
Waterway Use Fee	108	-	-	-	-	-	-	-	108
Total:	97,261	1,838	-	-	-	-	-	-	99,099

* Funds are appropriated through the Adopted Budget at the Budget Summary Level. All Amounts shown above are in thousands of dollars

Fund Appropriations / Allocations *	LTD Actuals	2024 Revised	2025	2026	2027	2028	2029	2030	Total
2006 Multipurpose LTGO Bond Fund	5,220	-	-	-	-	-	-	-	5,220
2007 Multipurpose LTGO Bond Fund	2,920	-	-	-	-	-	-	-	2,920
2008 Multipurpose LTGO Bond Fund	481	-	-	-	-	-	-	-	481
2009 Multipurpose LTGO Bond Fund	1,770	-	-	-	-	-	-	-	1,770
2010 Multipurpose LTGO Bond Fund	10,440	-	-	-	-	-	-	-	10,440
2011 Multipurpose LTGO Bond Fund	14,903	-	-	-	-	-	-	-	14,903
2012 Multipurpose LTGO Bond Fund	3,000	-	-	-	-	-	-	-	3,000
2016 Multipurpose LTGO Bond Fund	3,500	-	-	-	-	-	-	-	3,500
2017 Multipurpose LTGO Bond Fund	700	-	-	-	-	-	-	-	700
2018 Multipurpose LTGO Bond Fund	37	-	-	-	-	-	-	-	37
2019 Multipurpose LTGO Bond Fund	305	-	-	-	-	-	-	-	305
2021 West Seattle Bridge Repair LTGO Bond Fund	19	197	-	-	-	-	-	-	217
Alaskan Way Seawall Const Fund	328	-	-	-	-	-	-	-	328
General Fund	2,951	-	-	-	-	-	-	-	2,951
Transportation Fund	50,687	1,641	-	-	-	-	-	-	52,327
Total:	97,261	1,838	-	-	-	-	-	-	99,099

O&M Impacts: SDOT has individual project budgets for the maintenance of painted markings, signage, signals, bridges and roadway structures, urban forestry, and sidewalks and pavement; these budgets are constrained by the availability of transportation specific and general funds. The SDOT Asset Management website (<https://www.seattle.gov/transportation/about-sdot/asset-management>) provides unconstrained operational cost forecasting by asset type, typical lifecycle and average maintenance cost ranges.

* Funds are appropriated through the Adopted Budget at the Budget Summary Level. All Amounts shown above are in thousands of dollars

Arterial Asphalt & Concrete Program Phase II

Project No:	MC-TR-C033	BSL Code:	BC-TR-19001
Project Type:	Ongoing	BSL Name:	Major Maintenance/Replacement
Project Category:	Rehabilitation or Restoration	Location:	Citywide
Current Project Stage:	N/A	Council District:	Multiple
Start/End Date:	N/A	Neighborhood District:	Multiple
Total Project Cost:	N/A	Urban Village:	Multiple

The Arterial Asphalt and Concrete Program maintains Seattle's arterial streets through resurfacing and reconstruction projects. The Department uses a pavement management system to track the condition of arterial street pavement, to develop maintenance needs and establish priorities, and to select the streets to be rehabilitated each year. This project improves the quality and condition of the City's arterials.

Resources	LTD Actuals	2024 Revised	2025	2026	2027	2028	2029	2030	Total
City Light Fund Revenues	32	147	-	-	-	-	-	-	179
Commercial Parking Tax	187	1	-	-	-	-	-	-	189
Drainage and Wastewater Rates	1,260	330	-	-	-	-	-	-	1,591
Federal Grant Funds	6,726	15,122	3,700	14,800	-	-	-	-	40,348
King County Funds	8	-	-	-	-	-	-	-	8
LTGO Bond Proceeds	122	-	-	-	-	-	-	-	122
Private Funding - Utilities	993	-	-	-	-	-	-	-	993
Real Estate Excise Tax I	3,341	579	-	-	-	-	-	-	3,920
Real Estate Excise Tax II	573	-	-	-	-	-	-	-	573
State Grant Funds	1,636	-	-	-	-	-	-	-	1,636
Transportation Funding Package - Lid Lift	12	-	-	-	-	-	-	-	12
Transportation Move Seattle Levy - Lid Lift	147,745	13,772	-	-	-	-	-	-	161,517
Vehicle Licensing Fees	-	-	1,506	1,559	1,613	1,670	1,728	1,789	9,865
Water Rates	726	82	-	-	-	-	-	-	809
Total:	163,361	30,034	5,206	16,359	1,613	1,670	1,728	1,789	221,760
Fund Appropriations / Allocations *	LTD Actuals	2024 Revised	2025	2026	2027	2028	2029	2030	Total
2015 Multipurpose LTGO Bond Fund	122	-	-	-	-	-	-	-	122
Bridging The Gap Levy Fund	12	-	-	-	-	-	-	-	12
Move Seattle Levy Fund	147,440	13,772	-	-	-	-	-	-	161,213
REET I Capital Fund	3,341	579	-	-	-	-	-	-	3,920
REET II Capital Fund	573	-	-	-	-	-	-	-	573
Transportation Benefit District Fund	-	-	1,506	1,559	1,613	1,670	1,728	1,789	9,865
Transportation Fund	11,873	15,683	3,700	14,800	-	-	-	-	46,056
Total:	163,361	30,034	5,206	16,359	1,613	1,670	1,728	1,789	221,760

O&M Impacts: This is a capital maintenance project that reduces the need for O&M by improving asset condition.

* Funds are appropriated through the Adopted Budget at the Budget Summary Level. All Amounts shown above are in thousands of dollars

Arterial Major Maintenance

Project No:	MC-TR-C071	BSL Code:	BC-TR-19001
Project Type:	Ongoing	BSL Name:	Major Maintenance/Replacement
Project Category:	Rehabilitation or Restoration	Location:	Citywide
Current Project Stage:	N/A	Council District:	Multiple
Start/End Date:	N/A	Neighborhood District:	Multiple
Total Project Cost:	N/A	Urban Village:	Multiple

This ongoing project repairs and/or replaces deteriorated pavement on arterial streets. Arterial Major Maintenance paving work typically spans one to three city blocks. It allows the City to respond quickly and cost effectively to pavement issues that are too large to be addressed with a pothole repair but too small to be efficiently contracted. Project prioritization is based on pavement condition; cost; transit, bicycle, pedestrian and freight use; traffic volume; coordination opportunities; complaints and claims; and geographic balance across the city. The work extends the service life of existing pavement structures.

Resources	LTD Actuals	2024 Revised	2025	2026	2027	2028	2029	2030	Total
Commercial Parking Tax	3,438	86	5,560	5,755	5,957	6,164	6,381	6,604	39,945
Interdepartmental Transfer	-	3	-	-	-	-	-	-	3
King County Funds	40	-	-	-	-	-	-	-	40
Parking Garage Disposition Proceeds	1,560	-	-	-	-	-	-	-	1,560
Private Funding - Utilities	-	-	-	-	-	-	-	-	-
Real Estate Excise Tax I	4,981	586	-	-	-	-	-	-	5,567
Real Estate Excise Tax II	7,599	(16)	500	500	513	513	513	513	10,635
State Gas Taxes - City Street Fund	1	-	-	-	-	-	-	-	1
Street Vacations - SVF	952	1	-	-	-	-	-	-	953
Transportation Funding Package - Lid Lift	2,288	-	-	-	-	-	-	-	2,288
Transportation Move Seattle Levy - Lid Lift	27,850	6,387	-	-	-	-	-	-	34,237
Vehicle Licensing Fees	3,894	111	714	739	765	792	819	848	8,682
Total:	52,602	7,159	6,774	6,994	7,235	7,469	7,713	7,965	103,911
Fund Appropriations / Allocations *	LTD Actuals	2024 Revised	2025	2026	2027	2028	2029	2030	Total
Bridging The Gap Levy Fund	2,288	-	-	-	-	-	-	-	2,288
Garage Disposition Proceeds	1,560	-	-	-	-	-	-	-	1,560
Move Seattle Levy Fund	27,849	6,388	-	-	-	-	-	-	34,237
REET I Capital Fund	4,981	586	-	-	-	-	-	-	5,567
REET II Capital Fund	7,599	(16)	500	500	513	513	513	513	10,635
Transportation Benefit District Fund	3,894	111	714	739	765	792	819	848	8,682
Transportation Fund	4,431	90	5,560	5,755	5,957	6,164	6,381	6,604	40,942
Total:	52,602	7,159	6,774	6,994	7,235	7,469	7,713	7,965	103,911

Unsecured Funding Strategy: This program is evaluated annually for continuation of REET funding, based on fund availability. Funding for this program beyond 2024 is dependent upon a future voter approved levy.

O&M Impacts: This is a capital maintenance project that reduces the need for O&M by improving asset condition.

Aurora Avenue North Safety Improvements

Project No:	MC-TR-C118	BSL Code:	BC-TR-19003
Project Type:	Discrete	BSL Name:	Mobility-Capital
Project Category:	Improved Facility	Location:	Aurora Avenue North
Current Project Stage:	Stage 2 - Initiation, Project Definition, & Planning	Council District:	Multiple
Start/End Date:	2022 - 2037	Neighborhood District:	Multiple
Total Project Cost:	\$54,498	Urban Village:	Multiple

This project will design and construct improvements along the Aurora Avenue North corridor. This project seeks to improve safety, mobility, and accessibility for all travelers. Improvements may include new sidewalks, transit improvements, medians/access management, lighting, signalized crossings, and potential roadway channelization changes.

Resources	LTD Actuals	2024 Revised	2025	2026	2027	2028	2029	2030	Total
Federal Grant Funds	-	659	818	871	-	-	-	-	2,348
King County Funds	166	434	-	-	-	-	-	-	600
State Grant Funds	1,317	5,313	4,750	5,500	34,300	-	-	-	51,179
Transportation Move Seattle Levy - Lid Lift	396	254	-	-	-	-	-	-	650
Transportation Sales Tax	-	260	-	-	-	-	-	-	260
Total:	1,879	6,920	5,568	6,371	34,300	-	-	-	55,037
Fund Appropriations / Allocations *	LTD Actuals	2024 Revised	2025	2026	2027	2028	2029	2030	Total
Move Seattle Levy Fund	396	254	-	-	-	-	-	-	650
Transportation Benefit District Fund	-	260	-	-	-	-	-	-	260
Transportation Fund	1,483	6,405	5,568	6,371	34,300	-	-	-	54,127
Total:	1,879	6,920	5,568	6,371	34,300	-	-	-	55,037

O&M Impacts: SDOT has individual project budgets for the maintenance of painted markings, signage, signals, bridges and roadway structures, urban forestry, and sidewalks and pavement; these budgets are constrained by the availability of transportation specific and general funds. The SDOT Asset Management website (<https://www.seattle.gov/transportation/about-sdot/asset-management>) provides unconstrained operational cost forecasting by asset type, typical lifecycle and average maintenance cost ranges.

Bike Master Plan - Greenways

Project No:	MC-TR-C063	BSL Code:	BC-TR-19003
Project Type:	Ongoing	BSL Name:	Mobility-Capital
Project Category:	Improved Facility	Location:	Citywide
Current Project Stage:	N/A	Council District:	Multiple
Start/End Date:	N/A	Neighborhood District:	Multiple
Total Project Cost:	N/A	Urban Village:	Multiple

This ongoing program creates routes on residential streets that are optimized for safer and more comfortable walking and biking for people of all ages and abilities. Typical improvements include curb ramps, speed humps, crosswalks, median islands, shared lane markings, stop signs, traffic signals, pavement and sidewalk repair, and wayfinding signs. The goals of the program are to design streets with lower vehicle speeds and volumes; to increase the number of people walking and biking on residential streets; and to improve walking and biking access to schools, trails, parks, transit and neighborhood businesses.

Resources	LTD Actuals	2024 Revised	2025	2026	2027	2028	2029	2030	Total
City Light Fund Revenues	83	110	-	-	-	-	-	-	193
Developer Mitigation	800	87	-	-	-	-	-	-	887
Drainage and Wastewater Rates	27	50	-	-	-	-	-	-	78
Federal Grant Funds	1,650	223	-	-	-	-	-	-	1,873
General Fund	-	265	-	-	-	-	-	-	265
Landscape Conservation & Local Infrastructure Program	166	108	-	-	-	-	-	-	274
Real Estate Excise Tax II	2,263	1,287	-	-	-	-	-	-	3,550
School Camera Ticket Revenues	1,851	2,849	-	-	-	-	-	-	4,700
State Grant Funds	488	-	-	-	-	-	-	-	488
Transportation Move Seattle Levy - Lid Lift	18,300	4,300	-	-	-	-	-	-	22,600
Vehicle Licensing Fees	1,759	(59)	-	-	-	-	-	-	1,700
Water Rates	136	(129)	-	-	-	-	-	-	7
Total:	27,524	9,090	-	-	-	-	-	-	36,615
Fund Appropriations / Allocations *	LTD Actuals	2024 Revised	2025	2026	2027	2028	2029	2030	Total
Coronavirus Local Fiscal Recovery Fund	1,650	223	-	-	-	-	-	-	1,873
General Fund	-	265	-	-	-	-	-	-	265
Move Seattle Levy Fund	18,360	4,240	-	-	-	-	-	-	22,600
REET II Capital Fund	2,263	1,287	-	-	-	-	-	-	3,550
School Safety Traffic and Pedestrian Improvement Fund	1,851	2,849	-	-	-	-	-	-	4,700
Transportation Benefit District Fund	1,694	6	-	-	-	-	-	-	1,700
Transportation Fund	1,706	220	-	-	-	-	-	-	1,927
Total:	27,524	9,090	-	-	-	-	-	-	36,615

Unsecured Funding Strategy: SDOT will evaluate deliverables, prioritize and scale projects to the extent feasible, and continue to pursue grant and partnership opportunities to resolve potential funding deficits. Funding for this program beyond 2024 is dependent upon a future voter approved levy.

O&M Impacts: SDOT has individual project budgets for the maintenance of painted markings, signage, signals, bridges and roadway structures, urban forestry, and sidewalks and pavement; these budgets are constrained by the availability of transportation specific and general funds. The SDOT Asset Management website (<https://www.seattle.gov/transportation/about-sdot/asset-management>) provides unconstrained operational cost forecasting by asset type, typical lifecycle and average maintenance cost ranges.

Bike Master Plan - Protected Bike Lanes

Project No:	MC-TR-C062	BSL Code:	BC-TR-19003
Project Type:	Ongoing	BSL Name:	Mobility-Capital
Project Category:	Improved Facility	Location:	Citywide
Current Project Stage:	N/A	Council District:	Multiple
Start/End Date:	N/A	Neighborhood District:	Multiple
Total Project Cost:	N/A	Urban Village:	Multiple

This ongoing program implements the Seattle Bicycle Master Plan. Typical improvements may include installing protected bike lanes, bike lanes and sharrows, bicycle route signing, completing key links in the urban trails network, adding bicycle/pedestrian signals to complete the network, and reconstructing key sections of the trails. The goals of the program are to increase bicycle safety and access while reducing bicycle crashes. This program includes funding for street improvement and trail construction and is consistent with the focus in the City's Transportation Strategic Plan (TSP) on encouraging walking and biking. Life-to-date actuals may include the BMP spot improvements, Urban Trails, and Neighborhood Greenways, which were previously combined with this project's budget.

Resources	LTD Actuals	2024 Revised	2025	2026	2027	2028	2029	2030	Total
City Light Fund Revenues	311	232	-	-	-	-	-	-	543
Commercial Parking Tax	1,470	(308)	1,075	1,075	1,075	1,075	1,075	1,075	7,612
Drainage and Wastewater Rates	147	492	-	-	-	-	-	-	638
Federal Grant Funds	10,731	20,756	-	-	-	-	-	-	31,487
General Fund	1,890	50	-	-	-	-	-	-	1,940
Interdepartmental Transfer	-	-	-	-	-	-	-	-	-
King County Funds	-	100	-	-	-	-	-	-	100
Private Funding/Donations	10	-	-	-	-	-	-	-	10
Public Benefit Payment	7,084	8,916	-	-	-	-	-	-	16,000
Real Estate Excise Tax I	400	-	-	-	-	-	-	-	400
Real Estate Excise Tax II	444	-	-	-	-	-	-	-	444
Rubble Yard Proceeds	346	-	-	-	-	-	-	-	346
School Camera Ticket Revenues	(3)	-	-	-	-	-	-	-	(3)
State Gas Taxes - City Street Fund	5,720	(342)	-	-	-	-	-	-	5,378
State Grant Funds	579	500	-	-	-	-	-	-	1,079
Street Use Fees	-	-	-	-	-	-	-	-	-
Street Vacations - CRSU	-	(704)	-	-	-	-	-	-	(704)
Street Vacations - SVF	2,727	2,113	-	-	-	-	-	-	4,839
Transportation Funding Package - Lid Lift	23,944	-	-	-	-	-	-	-	23,944
Transportation Move Seattle Levy - Lid Lift	41,977	11,519	-	-	-	-	-	-	53,495
User Fees	1,640	(144)	-	-	-	-	-	-	1,496
Vehicle License Fees (2021)	-	-	535	535	535	535	535	535	3,208
Vehicle Licensing Fees	7,907	2,279	4,013	4,013	4,013	4,013	4,013	4,013	34,262
Water Rates	-	25	-	-	-	-	-	-	25
Total:	107,323	45,483	5,622	5,622	5,622	5,622	5,622	5,622	186,541

* Funds are appropriated through the Adopted Budget at the Budget Summary Level. All Amounts shown above are in thousands of dollars

Fund Appropriations / Allocations *	LTD Actuals	2024 Revised	2025	2026	2027	2028	2029	2030	Total
Bridging The Gap Levy Fund	23,944	-	-	-	-	-	-	-	23,944
General Fund	1,890	50	-	-	-	-	-	-	1,940
Move Seattle Levy Fund	42,162	11,334	-	-	-	-	-	-	53,495
REET I Capital Fund	400	-	-	-	-	-	-	-	400
REET II Capital Fund	444	-	-	-	-	-	-	-	444
School Safety Traffic and Pedestrian Improvement Fund	-	-	-	-	-	-	-	-	-
Transportation Benefit District Fund	7,908	2,277	4,547	4,547	4,547	4,547	4,547	4,547	37,470
Transportation Fund	30,574	31,823	1,075	1,075	1,075	1,075	1,075	1,075	68,847
Total:	107,323	45,483	5,622	5,622	5,622	5,622	5,622	5,622	186,541

Unsecured Funding Strategy: SDOT will evaluate deliverables, prioritize and scale projects to the extent feasible, and continue to pursue grant and partnership opportunities to resolve potential funding deficits. Funding for this program beyond 2024 is dependent upon a future voter approved levy.

O&M Impacts: SDOT has individual project budgets for the maintenance of painted markings, signage, signals, bridges and roadway structures, urban forestry, and sidewalks and pavement; these budgets are constrained by the availability of transportation specific and general funds. The SDOT Asset Management website (<https://www.seattle.gov/transportation/about-sdot/asset-management>) provides unconstrained operational cost forecasting by asset type, typical lifecycle and average maintenance cost ranges.

Bike Master Plan - Urban Trails and Bikeways

Project No:	MC-TR-C060	BSL Code:	BC-TR-19001
Project Type:	Ongoing	BSL Name:	Major Maintenance/Replacement
Project Category:	Improved Facility	Location:	Multiple
Current Project Stage:	N/A	Council District:	Multiple
Start/End Date:	N/A	Neighborhood District:	Multiple
Total Project Cost:	N/A	Urban Village:	Multiple

This program supports the City's Urban Trails and Bikeways. Activities include spot improvements, bike facility safety improvements, bike parking, education & outreach as well as planning & research.

Resources	LTD Actuals	2024 Revised	2025	2026	2027	2028	2029	2030	Total
Park and Recreation Fund	-	200	-	-	-	-	-	-	200
School Camera Ticket Revenues	-	280	-	-	-	-	-	-	280
Transportation Funding Package - Lid Lift	106	-	-	-	-	-	-	-	106
Transportation Move Seattle Levy - Lid Lift	6,172	1,958	-	-	-	-	-	-	8,130
User Fees	304	-	-	-	-	-	-	-	304
Vehicle Licensing Fees	335	(4)	-	-	-	-	-	-	331
Total:	6,917	2,434	-	-	-	-	-	-	9,351
Fund Appropriations / Allocations *	LTD Actuals	2024 Revised	2025	2026	2027	2028	2029	2030	Total
Bridging The Gap Levy Fund	106	-	-	-	-	-	-	-	106
Move Seattle Levy Fund	6,176	1,954	-	-	-	-	-	-	8,130
School Safety Traffic and Pedestrian Improvement Fund	-	280	-	-	-	-	-	-	280
Transportation Benefit District Fund	331	-	-	-	-	-	-	-	331
Transportation Fund	304	200	-	-	-	-	-	-	504
Total:	6,917	2,434	-	-	-	-	-	-	9,351

Unsecured Funding Strategy: Funding for this program beyond 2024 is dependent upon a future voter approved levy.

O&M Impacts: This is a capital maintenance project that reduces the need for O&M by improving asset condition.

Bridge Load Rating

Project No:	MC-TR-C006	BSL Code:	BC-TR-19001
Project Type:	Ongoing	BSL Name:	Major Maintenance/Replacement
Project Category:	Rehabilitation or Restoration	Location:	Citywide
Current Project Stage:	N/A	Council District:	Multiple
Start/End Date:	N/A	Neighborhood District:	Multiple
Total Project Cost:	N/A	Urban Village:	Multiple

This program rates bridges for safe load-carry capacity as part of a federally mandated program. The work associated with this program is performed by both City staff and consultants and ensures public safety.

Resources	LTD Actuals	2024 Revised	2025	2026	2027	2028	2029	2030	Total
Commercial Parking Tax	300	-	-	-	-	-	-	-	300
General Fund	302	-	-	-	-	-	-	-	302
Interdepartmental Transfer	-	-	-	-	-	-	-	-	-
Real Estate Excise Tax I	660	-	-	-	-	-	-	-	660
Real Estate Excise Tax II	1,914	277	-	377	386	395	395	395	4,139
State Gas Taxes - City Street Fund	5,322	-	273	-	-	-	-	-	5,596
Street Vacations - SVF	1,694	-	-	-	-	-	-	-	1,694
Use of Fund Balance	-	-	-	-	-	-	-	-	-
Vehicle Licensing Fees	200	-	-	-	-	-	-	-	200
Total:	10,393	277	273	377	386	395	395	395	12,891
Fund Appropriations / Allocations *	LTD Actuals	2024 Revised	2025	2026	2027	2028	2029	2030	Total
General Fund	302	-	-	-	-	-	-	-	302
REET I Capital Fund	660	-	-	-	-	-	-	-	660
REET II Capital Fund	1,914	277	-	377	386	395	395	395	4,139
Transportation Benefit District Fund	200	-	-	-	-	-	-	-	200
Transportation Fund	7,317	-	273	-	-	-	-	-	7,590
Total:	10,393	277	273	377	386	395	395	395	12,891

O&M Impacts: Not applicable - does not create new assets. Results of Bridge Load Rating studies may inform the need for future O&M.

Bridge Painting Program

Project No:	MC-TR-C007	BSL Code:	BC-TR-19001
Project Type:	Ongoing	BSL Name:	Major Maintenance/Replacement
Project Category:	Rehabilitation or Restoration	Location:	Citywide
Current Project Stage:	N/A	Council District:	Citywide, Multiple
Start/End Date:	N/A	Neighborhood District:	Multiple
Total Project Cost:	N/A	Urban Village:	Multiple

This ongoing asset preservation program provides for the periodic painting of the City's steel structures that are maintained by the Roadway Structures Division. The painting cycle is initially determined by applying Federal Highway Administration standards for coating life and is supplemented by annual physical inspections to assess the rate of deterioration.

Resources	LTD Actuals	2024 Revised	2025	2026	2027	2028	2029	2030	Total
Commercial Parking Tax	25	-	-	-	-	-	-	-	25
Federal Grant Funds	180	4,924	3,227	-	-	-	-	-	8,330
General Fund	1,189	-	-	-	-	-	-	-	1,189
King County Funds	10	-	-	-	-	-	-	-	10
Real Estate Excise Tax I	141	-	-	-	-	-	-	-	141
Real Estate Excise Tax II	29,012	7,520	696	444	3,088	1,720	-	-	42,481
Rubble Yard Proceeds	300	-	-	-	-	-	-	-	300
South Lake Union Property Sale Proceeds	91	-	-	-	-	-	-	-	91
State Gas Taxes - City Street Fund	599	-	-	-	-	-	-	-	599
Use of Fund Balance	(5)	5	-	-	-	-	-	-	-
Total:	31,542	12,449	3,923	444	3,088	1,720	-	-	53,166
Fund Appropriations / Allocations *	LTD Actuals	2024 Revised	2025	2026	2027	2028	2029	2030	Total
General Fund	1,189	-	-	-	-	-	-	-	1,189
REET I Capital Fund	141	-	-	-	-	-	-	-	141
REET II Capital Fund	29,012	7,525	696	444	3,088	1,720	-	-	42,486
Transportation Fund	1,200	4,924	3,227	-	-	-	-	-	9,350
Total:	31,542	12,449	3,923	444	3,088	1,720	-	-	53,166

O&M Impacts: This is a capital maintenance project that reduces the need for O&M by improving asset condition.

* Funds are appropriated through the Adopted Budget at the Budget Summary Level. All Amounts shown above are in thousands of dollars

Bridge Rehabilitation and Replacement

Project No:	MC-TR-C045	BSL Code:	BC-TR-19001
Project Type:	Ongoing	BSL Name:	Major Maintenance/Replacement
Project Category:	Rehabilitation or Restoration	Location:	Fairview Ave E between E. Blaine St and Fairview A
Current Project Stage:	N/A	Council District:	Multiple
Start/End Date:	N/A	Neighborhood District:	Lake Union
Total Project Cost:	N/A	Urban Village:	South Lake Union

This asset preservation program funds major bridge rehabilitation or replacement projects. The only remaining active project in this program is the Fairview Ave Bridge Replacement Project, which is in closeout and reached substantial completion in July of 2021.

Resources	LTD Actuals	2024 Revised	2025	2026	2027	2028	2029	2030	Total
	6	-	-	-	-	-	-	-	6
City Light Fund Revenues	2,876	-	-	-	-	-	-	-	2,876
Commercial Parking Tax	2,647	-	-	-	-	-	-	-	2,647
Drainage and Wastewater Rates	470	-	-	-	-	-	-	-	470
Federal Grant Funds	20,902	-	-	-	-	-	-	-	20,902
General Fund	11	-	-	-	-	-	-	-	11
King County Funds	1,475	116	-	-	-	-	-	-	1,591
LTGO Bond Proceeds	58,418	-	-	-	-	-	-	-	58,418
Private Funding - Utilities	51	54	-	-	-	-	-	-	105
Private Funding/Donations	2,374	-	-	-	-	-	-	-	2,374
Public Works Trust Fund Proceeds	17,000	-	-	-	-	-	-	-	17,000
Real Estate Excise Tax II	320	-	-	-	-	-	-	-	320
State Gas Taxes - City Street Fund	20	-	-	-	-	-	-	-	20
State Grant Funds	7,616	-	-	-	-	-	-	-	7,616
Street Vacations - SVF	150	60	-	-	-	-	-	-	211
Transportation Funding Package - Business Transportation Tax	1,544	-	-	-	-	-	-	-	1,544
Transportation Funding Package - Lid Lift	2,943	-	-	-	-	-	-	-	2,943
Transportation Move Seattle Levy - Lid Lift	13,276	31	-	-	-	-	-	-	13,308
Water Rates	223	-	-	-	-	-	-	-	223
Total:	132,323	262	-	-	-	-	-	-	132,585

* Funds are appropriated through the Adopted Budget at the Budget Summary Level. All Amounts shown above are in thousands of dollars

Fund Appropriations / Allocations *	LTD Actuals	2024 Revised	2025	2026	2027	2028	2029	2030	Total
2008 Multipurpose LTGO Bond Fund	3,965	-	-	-	-	-	-	-	3,965
2009 Multipurpose LTGO Bond Fund	14,341	-	-	-	-	-	-	-	14,341
2010 Multipurpose LTGO Bond Fund	30,464	-	-	-	-	-	-	-	30,464
2011 Multipurpose LTGO Bond Fund	2,748	-	-	-	-	-	-	-	2,748
2015 Multipurpose LTGO Bond Fund	4,525	-	-	-	-	-	-	-	4,525
2017 Multipurpose LTGO Bond Fund	2,374	-	-	-	-	-	-	-	2,374
Bridging The Gap Levy Fund	2,943	-	-	-	-	-	-	-	2,943
General Fund	11	-	-	-	-	-	-	-	11
Move Seattle Levy Fund	13,276	31	-	-	-	-	-	-	13,308
REET II Capital Fund	320	-	-	-	-	-	-	-	320
Transportation Fund	57,357	230	-	-	-	-	-	-	57,587
Total:	132,323	262	-	-	-	-	-	-	132,585

O&M Impacts: This is a capital maintenance project that reduces the need for O&M by improving asset condition.

Bridge Rehabilitation and Replacement Phase II

Project No:	MC-TR-C039	BSL Code:	BC-TR-19001
Project Type:	Ongoing	BSL Name:	Major Maintenance/Replacement
Project Category:	Rehabilitation or Restoration	Location:	Citywide
Current Project Stage:	N/A	Council District:	Multiple
Start/End Date:	N/A	Neighborhood District:	Multiple
Total Project Cost:	N/A	Urban Village:	Multiple

This asset preservation program funds major bridge rehabilitation or bridge replacement. The current program, funded by the Levy to Move Seattle, is focused on planning studies. The objective of these bridge planning studies is to identify if bridges should be rehabilitated or replaced, providing planning-level cost estimates to allow for the City to develop a funding plan for the future rehabilitation or replacement of these bridges.

Resources	LTD Actuals	2024 Revised	2025	2026	2027	2028	2029	2030	Total
Commercial Parking Tax	149	102	-	-	-	-	-	-	252
Federal Grant Funds	1,559	2,400	-	-	-	-	-	-	3,959
LTGO Bond Proceeds	2,272	-	-	-	-	-	-	-	2,272
Real Estate Excise Tax I	122	4,000	-	-	-	-	-	-	4,122
Real Estate Excise Tax II	790	6,543	500	500	-	-	-	-	8,333
State Gas Taxes - City Street Fund	-	11	-	-	-	-	-	-	11
Street Vacations - SVF	-	176	-	-	-	-	-	-	176
Transportation Move Seattle Levy - Lid Lift	5,970	2,458	-	-	-	-	-	-	8,428
Total:	10,863	15,691	500	500	-	-	-	-	27,554
Fund Appropriations / Allocations *	LTD Actuals	2024 Revised	2025	2026	2027	2028	2029	2030	Total
2011 Multipurpose LTGO Bond Fund	324	-	-	-	-	-	-	-	324
2015 Multipurpose LTGO Bond Fund	609	-	-	-	-	-	-	-	609
2021 West Seattle Bridge Repair LTGO Bond Fund	1,339	-	-	-	-	-	-	-	1,339
Move Seattle Levy Fund	5,970	2,458	-	-	-	-	-	-	8,428
REET I Capital Fund	122	4,000	-	-	-	-	-	-	4,122
REET II Capital Fund	790	6,543	500	500	-	-	-	-	8,333
Transportation Fund	1,709	2,689	-	-	-	-	-	-	4,398
Total:	10,863	15,691	500	500	-	-	-	-	27,554

O&M Impacts: This is a capital maintenance project that reduces the need for O&M by improving asset condition.

* Funds are appropriated through the Adopted Budget at the Budget Summary Level. All Amounts shown above are in thousands of dollars

Bridge Seismic - Phase III

Project No:	MC-TR-C008	BSL Code:	BC-TR-19001
Project Type:	Ongoing	BSL Name:	Major Maintenance/Replacement
Project Category:	Rehabilitation or Restoration	Location:	Citywide
Current Project Stage:	N/A	Council District:	Multiple
Start/End Date:	N/A	Neighborhood District:	Multiple
Total Project Cost:	N/A	Urban Village:	Multiple

The program prioritizes and implements seismic retrofits to bridges based on seismic vulnerability. Concept level analysis and evaluation is performed to develop a retrofit strategy and cost estimate. As funding allows, retrofit design and construction phases are implemented. If full funding is not available, seismic retrofits are scaled to the appropriate funding level that would still provide improvements in the bridge structure's seismic resiliency. As part of the evaluation process a cost-benefit assessment is made to determine if replacing the structure is a more appropriate course of action than retrofitting the structure. 16 bridges, 11 which are fully funded through construction and 5 to a concept design level, are part of the current phase of the program which is funded by the Levy to Move Seattle.

Resources	LTD Actuals	2024 Revised	2025	2026	2027	2028	2029	2030	Total
Federal Grant Funds	4,669	9,762	-	-	-	-	-	-	14,431
LTGO Bond Proceeds	525	-	-	-	-	-	-	-	525
State Grant Funds	239	97	-	-	-	-	-	-	336
Street Vacations - SVF	803	499	-	-	-	-	-	-	1,302
Transportation Funding Package - Lid Lift	97	-	-	-	-	-	-	-	97
Transportation Move Seattle Levy - Lid Lift	29,615	37,576	4,000	-	-	-	-	-	71,191
Water Rates	-	1,312	-	-	-	-	-	-	1,312
Total:	35,948	49,248	4,000	-	-	-	-	-	89,196
Fund Appropriations / Allocations *	LTD Actuals	2024 Revised	2025	2026	2027	2028	2029	2030	Total
2011 Multipurpose LTGO Bond Fund	525	-	-	-	-	-	-	-	525
Bridging The Gap Levy Fund	97	-	-	-	-	-	-	-	97
Move Seattle Levy Fund	29,624	37,576	4,000	-	-	-	-	-	71,200
Transportation Fund	5,702	11,671	-	-	-	-	-	-	17,374
Total:	35,948	49,248	4,000	-	-	-	-	-	89,196

Unsecured Funding Strategy: The program prioritizes and implements seismic retrofits to bridges based on seismic vulnerability. Conceptual analysis and evaluation is performed to develop a retrofit strategy and cost estimate. As funding allows, retrofit design and construction phases are implemented. If full funding is not available, seismic retrofits are scaled to the appropriate funding level that still provide improvements in the bridge structure's seismic resiliency. As part of the evaluation process, a cost-benefit assessment is made to determine if replacing the structure is a more appropriate course of action than retrofitting the structure. 16 bridges, of which 11 are fully funded through construction and 5 to a concept design level, are part of the current phase of the program which is funded by the Levy to Move Seattle.

O&M Impacts: This is a capital maintenance project that reduces the need for O&M by improving asset resilience to seismic events.

BRT Concepts Design

Project No:	MC-TR-C010	BSL Code:	BC-TR-19003
Project Type:	Discrete	BSL Name:	Mobility-Capital
Project Category:	Improved Facility	Location:	Citywide
Current Project Stage:	Stage 5 - Construction	Council District:	Multiple
Start/End Date:	2016 - 2025	Neighborhood District:	Multiple
Total Project Cost:	\$2,441	Urban Village:	Multiple

This project will advance the program planning and concept designs for Seattle's RapidRide and Transit-Plus Multimodal Corridor Expansion program. In order to deliver the corridor improvements, this work includes assessment and development of corridor design, detailed line and network ridership forecasting, capital cost estimates, traffic and environmental analysis, modal integration, and funding plans.

Resources	LTD Actuals	2024 Revised	2025	2026	2027	2028	2029	2030	Total
Transportation Move Seattle Levy - Lid Lift	2,013	27	-	-	-	-	-	-	2,041
Vehicle License Fees \$60 & 0.1% Sales Tax	-	400	-	-	-	-	-	-	400
Total:	2,013	427	-	-	-	-	-	-	2,441
Fund Appropriations / Allocations *	LTD Actuals	2024 Revised	2025	2026	2027	2028	2029	2030	Total
Move Seattle Levy Fund	2,013	27	-	-	-	-	-	-	2,041
Transportation Benefit District Fund	-	400	-	-	-	-	-	-	400
Total:	2,013	427	-	-	-	-	-	-	2,441

O&M Impacts: Not applicable - does not create new assets.

* Funds are appropriated through the Adopted Budget at the Budget Summary Level. All Amounts shown above are in thousands of dollars

Burke-Gilman Trail Extension

Project No:	MC-TR-C044	BSL Code:	BC-TR-19003
Project Type:	Discrete	BSL Name:	Mobility-Capital
Project Category:	New Facility	Location:	Various
Current Project Stage:	Stage 3 - Design	Council District:	Council District 6
Start/End Date:	1995 - 2025	Neighborhood District:	Ballard
Total Project Cost:	\$40,072	Urban Village:	Ballard

This project extends the Burke-Gilman Trail from its current terminus at Eighth Avenue NW to Golden Gardens Park. The segment from Eighth Avenue NW to 11th Avenue NW was constructed in 2001. The Ballard Locks to NW 60th Street segment was constructed in 2005. The NW 60th Street to Golden Gardens segment was constructed in 2008. The "Missing Link" segment from 11th Avenue NW to the Ballard Locks was planned for construction in 2011 and 2012 but has been delayed due to ongoing litigation.

Resources	LTD Actuals	2024 Revised	2025	2026	2027	2028	2029	2030	Total
City Light Fund Revenues	1,694	256	-	-	-	-	-	-	1,950
Commercial Parking Tax	701	-	-	-	-	-	-	-	701
Drainage and Wastewater Rates	422	-	-	-	-	-	-	-	422
Federal Grant Funds	4,938	-	-	-	-	-	-	-	4,938
General Fund	672	-	-	-	-	-	-	-	672
King County Funds	2,517	159	-	-	-	-	-	-	2,676
King County Voter-Approved Levy	635	-	-	-	-	-	-	-	635
LTGO Bond Proceeds	1,118	-	-	-	-	-	-	-	1,118
Private Funding - Utilities	-	-	-	-	-	-	-	-	-
Private Funding/Donations	1,079	234	-	-	-	-	-	-	1,312
Property Sales and Interest Earnings	24	(24)	-	-	-	-	-	-	-
Real Estate Excise Tax II	2,188	2,407	-	-	-	-	-	-	4,595
State Gas Taxes - City Street Fund	918	-	-	-	-	-	-	-	918
Street Vacations - SVF	1,253	97	-	-	-	-	-	-	1,350
Surplus Property Sales	1,365	34	-	-	-	-	-	-	1,399
Trail and Open Space Levy	4,270	-	-	-	-	-	-	-	4,270
Transportation Funding Package - Business Transportation Tax	458	-	-	-	-	-	-	-	458
Transportation Funding Package - Lid Lift	2,548	-	-	-	-	-	-	-	2,548
Transportation Move Seattle Levy - Lid Lift	6,178	2,019	-	-	-	-	-	-	8,197
Vehicle Licensing Fees	1,643	-	-	-	-	-	-	-	1,643
Water Rates	241	-	-	-	-	-	-	-	241
Total:	34,861	5,183	-	-	-	-	-	-	40,044

* Funds are appropriated through the Adopted Budget at the Budget Summary Level. All Amounts shown above are in thousands of dollars

Fund Appropriations / Allocations *	LTD Actuals	2024 Revised	2025	2026	2027	2028	2029	2030	Total
2000 Parks Levy Fund	673	-	-	-	-	-	-	-	673
2008 Parks Levy Fund	3,597	-	-	-	-	-	-	-	3,597
2009 Multipurpose LTGO Bond Fund	734	-	-	-	-	-	-	-	734
Bridging The Gap Levy Fund	2,548	-	-	-	-	-	-	-	2,548
General Fund	672	-	-	-	-	-	-	-	672
Move Seattle Levy Fund	6,178	2,019	-	-	-	-	-	-	8,197
REET II Capital Fund	2,188	2,407	-	-	-	-	-	-	4,595
Transportation Benefit District Fund	1,643	-	-	-	-	-	-	-	1,643
Transportation Bond Fund	384	-	-	-	-	-	-	-	384
Transportation Fund	15,609	757	-	-	-	-	-	-	16,365
Unrestricted Cumulative Reserve Fund	635	-	-	-	-	-	-	-	635
Total:	34,861	5,183	-	-	-	-	-	-	40,044

O&M Impacts: SDOT has individual project budgets for the maintenance of painted markings, signage, signals, bridges and roadway structures, urban forestry, and sidewalks and pavement; these budgets are constrained by the availability of transportation specific and general funds. The SDOT Asset Management website (<https://www.seattle.gov/transportation/about-sdot/asset-management>) provides unconstrained operational cost forecasting by asset type, typical lifecycle and average maintenance cost ranges.

Center City Gateway and South Michigan Street Intelligent Transportation Systems (ITS)

Project No:	MC-TR-C012	BSL Code:	BC-TR-19003
Project Type:	Discrete	BSL Name:	Mobility-Capital
Project Category:	Improved Facility	Location:	S Spokane ST/Western Ave/E Marginal Way/Stewart
Current Project Stage:	Stage 5 - Construction	Council District:	Multiple
Start/End Date:	2015 - 2024	Neighborhood District:	Greater Duwamish
Total Project Cost:	\$16,647	Urban Village:	Not in an Urban Village

The project will install traffic cameras, upgraded signals, vehicle detection devices and fiber communication in the Center City Gateway ITS and South Michigan Street ITS projects. The project will also construct an ITS corridor along Denny Way between Western Ave and Stewart including traffic signal modifications and closed-circuit television cameras, a dynamic message sign and ADA compliant ramps. A robust and reliable Intelligent Transportation System ensures that all modes of transportation can move through the City in a safe and sustainable manner.

Resources	LTD Actuals	2024 Revised	2025	2026	2027	2028	2029	2030	Total
Developer Mitigation	1,789	-	-	-	-	-	-	-	1,789
Federal Grant Funds	7,905	857	-	-	-	-	-	-	8,762
Interdepartmental Transfer	239	146	-	-	-	-	-	-	385
Miscellaneous Grants or Donations	-	-	-	-	-	-	-	-	-
Partnership Funds	55	1,805	-	-	-	-	-	-	1,860
Port of Seattle Funds	2,122	(1,284)	-	-	-	-	-	-	838
Street Vacations - SVF	1,300	-	-	-	-	-	-	-	1,300
Transportation Move Seattle Levy - Lid Lift	1,236	477	-	-	-	-	-	-	1,713
Total:	14,646	2,001	-	-	-	-	-	-	16,647
Fund Appropriations / Allocations *	LTD Actuals	2024 Revised	2025	2026	2027	2028	2029	2030	Total
Move Seattle Levy Fund	1,123	477	-	-	-	-	-	-	1,600
Transportation Fund	13,523	1,524	-	-	-	-	-	-	15,047
Total:	14,646	2,001	-	-	-	-	-	-	16,647

O&M Impacts: SDOT has individual project budgets for the maintenance of painted markings, signage, signals, bridges and roadway structures, urban forestry, and sidewalks and pavement; these budgets are constrained by the availability of transportation specific and general funds. The SDOT Asset Management website (<https://www.seattle.gov/transportation/about-sdot/asset-management>) provides unconstrained operational cost forecasting by asset type, typical lifecycle and average maintenance cost ranges.

* Funds are appropriated through the Adopted Budget at the Budget Summary Level. All Amounts shown above are in thousands of dollars

Culture Connector

Project No:	MC-TR-C040	BSL Code:	BC-TR-19003
Project Type:	Discrete	BSL Name:	Mobility-Capital
Project Category:	New Facility	Location:	Various
Current Project Stage:	Stage 3 - Design	Council District:	Council District 7
Start/End Date:		Neighborhood District:	Multiple
Total Project Cost:	\$460,000	Urban Village:	Multiple

The Culture Connector (formerly the Center City Connector) is a 1.27-mile segment of the Seattle Streetcar that will link the South Lake Union and First Hill Streetcar lines, creating a system that will connect over a dozen Seattle neighborhoods in Seattle's Center City. The project includes procurement of up to ten additional streetcars and design and construction of track and guideway; station shelters and platforms; overhead contact system; traction power substation; storage facility expansion; roadway and drainage; ADA curb ramps; curb space management; and urban streetscape. The project was put on indefinite pause in July 2020 in response to Citywide budget shortfalls caused by Covid-19.

Resources	LTD Actuals	2024 Revised	2025	2026	2027	2028	2029	2030	Total
City Light Fund Revenues	805	4,447	-	-	-	-	-	-	5,251
Commercial Parking Tax	784	(284)	-	-	-	-	-	-	500
Drainage and Wastewater Rates	2,393	1,179	-	-	-	-	-	-	3,572
Federal Grant Funds	13,720	(2,164)	-	-	-	-	-	-	11,556
Interfund Loan	412	588	-	-	-	-	-	-	1,000
LTGO Bond Proceeds	4,701	-	-	-	-	-	-	-	4,701
Street Vacations - CRSU	1,500	-	-	-	-	-	-	-	1,500
Street Vacations - SVF	100	-	-	-	-	-	-	-	100
Surplus Property Sales	2,450	-	-	-	-	-	-	-	2,450
Transportation Funding Package - Lid Lift	1,375	-	-	-	-	-	-	-	1,375
Transportation Network Company Revenue	54	-	-	-	-	-	-	-	54
Vehicle Licensing Fees	4,585	383	-	-	-	-	-	-	4,968
Water Rates	13,694	(483)	-	-	-	-	-	-	13,211
Total:	46,574	3,665	-	-	-	-	-	-	50,239
Fund Appropriations / Allocations *	LTD Actuals	2024 Revised	2025	2026	2027	2028	2029	2030	Total
2017 Multipurpose LTGO Bond Fund	4,701	-	-	-	-	-	-	-	4,701
Bridging The Gap Levy Fund	1,375	-	-	-	-	-	-	-	1,375
General Fund	54	-	-	-	-	-	-	-	54
Transportation Benefit District Fund	4,585	383	-	-	-	-	-	-	4,968
Transportation Fund	34,358	3,282	-	-	-	-	-	-	37,640
Unrestricted Cumulative Reserve Fund	1,500	-	-	-	-	-	-	-	1,500
Total:	46,574	3,665	-	-	-	-	-	-	50,239
Unsecured Funding:	LTD Actuals	2024 Revised	2025	2026	2027	2028	2029	2030	Total
To Be Determined	-	-	-	-	-	-	-	410,000	410,000
Total:	-	-	-	-	-	-	-	410,000	410,000

Unsecured Funding Strategy: SDOT will continue to work with the Mayor's office and City Council to determine the future of the project.

O&M Impacts: The Culture Connector would combine the two existing lines into a single Streetcar network. SDOT is currently working in collaboration with King County Metro on an operation plan for a single line. We expect to have an estimate of annual operating costs when the Center City Connector project reaches 30% design.

* Funds are appropriated through the Adopted Budget at the Budget Summary Level. All Amounts shown above are in thousands of dollars

Debt Service - REET II

Project No:	MO-TR-D006	BSL Code:	BO-TR-18002
Project Type:	Debt Service	BSL Name:	General Expense
Project Category:	Rehabilitation or Restoration	Location:	N/A
Current Project Stage:	N/A	Council District:	Not Applicable
Start/End Date:	N/A	Neighborhood District:	Not in a Neighborhood District
Total Project Cost:		Urban Village:	Not in an Urban Village

The project funds REET debt service for portions of the following projects: Alaskan Way Viaduct/Seawall (MC-TR-C006), Alaskan Way Main Corridor (MC-TR-C072), West Seattle Bridge Immediate Response (MC-TR-C110), and Fremont Bridge Approaches (TC365790, no new Project ID because project completed prior to 2018).

Resources	LTD Actuals	2024 Revised	2025	2026	2027	2028	2029	2030	Total
Real Estate Excise Tax II	26,202	9,557	-	-	-	-	-	-	35,759
Total:	26,202	9,557	-	-	-	-	-	-	35,759
Fund Appropriations / Allocations *	LTD Actuals	2024 Revised	2025	2026	2027	2028	2029	2030	Total
REET II Capital Fund	26,202	9,557	-	-	-	-	-	-	35,759
Total:	26,202	9,557	-	-	-	-	-	-	35,759

O&M Impacts: NA

Debt Service CRS-REET

Project No:	MC-TR-C126	BSL Code:	BC-TR-19004
Project Type:	Debt Service	BSL Name:	Capital General Expense
Project Category:		Location:	
Current Project Stage:	N/A	Council District:	Citywide
Start/End Date:	N/A	Neighborhood District:	
Total Project Cost:		Urban Village:	

The purpose is to meet debt service obligations on REET funds borrowed to meet the Seattle Department of Transportation's capital expenditure requirements.

Resources	LTD Actuals	2024 Revised	2025	2026	2027	2028	2029	2030	Total
Real Estate Excise Tax II	-	-	6,986	6,548	6,179	6,187	6,187	6,177	38,264
Total:	-	-	6,986	6,548	6,179	6,187	6,187	6,177	38,264
Fund Appropriations / Allocations *	LTD Actuals	2024 Revised	2025	2026	2027	2028	2029	2030	Total
REET II Capital Fund	-	-	6,986	6,548	6,179	6,187	6,187	6,177	38,264
Total:	-	-	6,986	6,548	6,179	6,187	6,187	6,177	38,264

O&M Impacts:

Delridge Way SW - RapidRide H Line

Project No:	MC-TR-C042	BSL Code:	BC-TR-19003
Project Type:	Discrete	BSL Name:	Mobility-Capital
Project Category:	Improved Facility	Location:	Delridge AVE
Current Project Stage:	Stage 6 - Closeout	Council District:	Council District 1
Start/End Date:	2016 - 2023	Neighborhood District:	Delridge
Total Project Cost:	\$57,346	Urban Village:	Not in an Urban Village

This project improves pavement conditions, enhances safety, and improves traffic operation for all modes. The project will add transit lanes and improve transit speed and reliability. It includes protected bike lanes, sidewalk improvements, and amenities for walkers and transit riders along the corridor. It will streamline traffic operations and improve Multimodal connections between transit, freight, pedestrians and general-purpose vehicles. The project is also a partnership between SDOT, SPU and SCL to upgrade utilities along the corridor in conjunction with the transportation work.

Resources	LTD Actuals	2024 Revised	2025	2026	2027	2028	2029	2030	Total
City Light Fund Revenues	11,323	3,772	-	-	-	-	-	-	15,094
Drainage and Wastewater Rates	7,465	(2,514)	-	-	-	-	-	-	4,951
King County Funds	8,400	5,600	-	-	-	-	-	-	14,000
State Grant Funds	10,799	(300)	-	-	-	-	-	-	10,498
Transportation Move Seattle Levy - Lid Lift	9,530	(31)	-	-	-	-	-	-	9,499
Vehicle Licensing Fees	242	57	-	-	-	-	-	-	300
Water Rates	6,044	(3,242)	-	-	-	-	-	-	2,802
Total:	53,804	3,341	-	-	-	-	-	-	57,145
Fund Appropriations / Allocations *	LTD Actuals	2024 Revised	2025	2026	2027	2028	2029	2030	Total
Move Seattle Levy Fund	9,499	-	-	-	-	-	-	-	9,499
Transportation Benefit District Fund	243	(101)	-	-	-	-	-	-	141
Transportation Fund	44,062	3,442	-	-	-	-	-	-	47,504
Total:	53,804	3,341	-	-	-	-	-	-	57,145

O&M Impacts: SDOT has individual project budgets for the maintenance of painted markings, signage, signals, bridges and roadway structures, urban forestry, and sidewalks and pavement; these budgets are constrained by the availability of transportation specific and general funds. The SDOT Asset Management website (<https://www.seattle.gov/transportation/about-sdot/asset-management>) provides unconstrained operational cost forecasting by asset type, typical lifecycle and average maintenance cost ranges.

Fauntleroy Way SW Boulevard

Project No:	MC-TR-C046	BSL Code:	BC-TR-19003
Project Type:	Discrete	BSL Name:	Mobility-Capital
Project Category:	Improved Facility	Location:	Fauntleroy WAY SW/35th AVE SW/SW Alaska ST
Current Project Stage:	Stage 3 - Design	Council District:	Council District 1
Start/End Date:		Neighborhood District:	Southwest
Total Project Cost:	\$2,927	Urban Village:	West Seattle Junction

This project transforms Fauntleroy Way SW into a boulevard. The project elements include: a planted median, signature lighting fixtures, a protected bicycle facility, a pedestrian zone with sidewalks and planting areas including street trees, pedestrian lighting, potential stormwater infrastructure and art, as well as safety improvements for crossing movements for all modes. These safety improvements include bicycle and pedestrian crossings, signals, reconfigured intersections and bulbs, and pavement improvements. This project is on-hold pending Sound Transit decision on the West Seattle Extension alignment and does not have an expected Completion Date as a result.

Resources	LTD Actuals	2024 Revised	2025	2026	2027	2028	2029	2030	Total
Commercial Parking Tax	192	-	-	-	-	-	-	-	192
Real Estate Excise Tax I	71	-	-	-	-	-	-	-	71
Real Estate Excise Tax II	1,433	-	-	-	-	-	-	-	1,433
Rubble Yard Proceeds	250	-	-	-	-	-	-	-	250
Transportation Move Seattle Levy - Lid Lift	981	-	-	-	-	-	-	-	981
Total:	2,927	-	-	-	-	-	-	-	2,927
Fund Appropriations / Allocations *	LTD Actuals	2024 Revised	2025	2026	2027	2028	2029	2030	Total
Move Seattle Levy Fund	981	-	-	-	-	-	-	-	981
REET I Capital Fund	71	-	-	-	-	-	-	-	71
REET II Capital Fund	1,433	-	-	-	-	-	-	-	1,433
Transportation Fund	442	-	-	-	-	-	-	-	442
Total:	2,927	-	-	-	-	-	-	-	2,927

O&M Impacts: Not applicable - project is on hold.

First Hill Streetcar Replacement and Repair

Project No:	MC-TR-C117	BSL Code:	BC-TR-19001
Project Type:	Ongoing	BSL Name:	Major Maintenance/Replacement
Project Category:	Rehabilitation or Restoration	Location:	
Current Project Stage:	N/A	Council District:	Multiple
Start/End Date:	N/A	Neighborhood District:	Multiple
Total Project Cost:	N/A	Urban Village:	Multiple

This program funds ongoing major maintenance, repairs, preservation, and technological upgrades for the First Hill Streetcar infrastructure, including vehicle, rail, and platform improvements.

Resources	LTD Actuals	2024 Revised	2025	2026	2027	2028	2029	2030	Total
Sound Transit Funds	102	848	-	-	-	-	-	-	950
Total:	102	848	-	-	-	-	-	-	950
Fund Appropriations / Allocations *	LTD Actuals	2024 Revised	2025	2026	2027	2028	2029	2030	Total
Seattle Streetcar Operations	102	848	-	-	-	-	-	-	950
Total:	102	848	-	-	-	-	-	-	950

O&M Impacts:

Fortson Square Redesign Implementation

Project No:	MC-TR-C104	BSL Code:	BC-TR-19003
Project Type:	Discrete	BSL Name:	Mobility-Capital
Project Category:	Improved Facility	Location:	Yesler Way and 2nd Ave Ext S
Current Project Stage:	Stage 3 - Design	Council District:	Council District 7
Start/End Date:	2020 - 2025	Neighborhood District:	Downtown
Total Project Cost:	\$1,693	Urban Village:	Downtown

This project reconstructs Fortson Square to promote more public use of the right-of-way at this public plaza. The project would be coordinated with the adjoining Chief Seattle Club renovation.

Resources	LTD Actuals	2024 Revised	2025	2026	2027	2028	2029	2030	Total
General Fund	4	(8)	-	-	-	-	-	-	(4)
Internal Service Fees and Allocations, Outside Funding Partners	(4)	4	-	-	-	-	-	-	-
Real Estate Excise Tax I	130	120	-	-	-	-	-	-	250
Real Estate Excise Tax II	733	63	-	-	-	-	-	-	796
Transportation Network Company Revenue	-	8	-	-	-	-	-	-	8
Total:	863	187	-	-	-	-	-	-	1,050
Fund Appropriations / Allocations *	LTD Actuals	2024 Revised	2025	2026	2027	2028	2029	2030	Total
General Fund	4	-	-	-	-	-	-	-	4
REET I Capital Fund	130	120	-	-	-	-	-	-	250
REET II Capital Fund	729	67	-	-	-	-	-	-	796
Total:	863	187	-	-	-	-	-	-	1,050

O&M Impacts:

Freight Spot Improvement Program

Project No:	MC-TR-C047	BSL Code:	BC-TR-19003
Project Type:	Ongoing	BSL Name:	Mobility-Capital
Project Category:	Improved Facility	Location:	Citywide
Current Project Stage:	N/A	Council District:	Multiple
Start/End Date:	N/A	Neighborhood District:	Multiple
Total Project Cost:	N/A	Urban Village:	Multiple

This project includes small scale mobility improvements to the City's street system to improve connections between port facilities, railroad intermodal yards, industrial businesses, the regional highway system, and the first and last miles in the supply chain. Project types include turning radius adjustments, channelization changes, left-turn improvements, and signage to direct freight to destinations and alert drivers to steep grades or sharp turns.

Resources	LTD Actuals	2024 Revised	2025	2026	2027	2028	2029	2030	Total
Commercial Parking Tax	-	-	800	828	857	887	918	950	5,240
Federal Grant Funds	-	1,308	692	-	-	-	-	-	2,000
Interdepartmental Transfer	-	(1)	-	-	-	-	-	-	(1)
Partnership Funds	23	15	-	-	-	-	-	-	38
Port of Seattle Funds	5,194	4,824	-	-	-	-	-	-	10,018
Real Estate Excise Tax II	127	-	-	-	-	-	-	-	127
Rubble Yard Proceeds	892	-	-	-	-	-	-	-	892
Seattle Voter-Approved Levy	514	-	-	-	-	-	-	-	514
State Gas Taxes - City Street Fund	1,505	(3)	-	-	-	-	-	-	1,502
State Grant Funds	11	302	98	-	-	-	-	-	411
Street Vacations - SVF	235	21	-	-	-	-	-	-	256
Transportation Move Seattle Levy - Lid Lift	9,076	3,106	-	-	-	-	-	-	12,182
Transportation Network Company Revenue	122	-	-	-	-	-	-	-	122
Total:	17,700	9,571	1,590	828	857	887	918	950	33,301
Fund Appropriations / Allocations *	LTD Actuals	2024 Revised	2025	2026	2027	2028	2029	2030	Total
General Fund	122	-	-	-	-	-	-	-	122
Move Seattle Levy Fund	9,590	3,106	-	-	-	-	-	-	12,696
REET II Capital Fund	127	-	-	-	-	-	-	-	127
Transportation Fund	7,861	6,466	1,590	828	857	887	918	950	20,356
Total:	17,700	9,571	1,590	828	857	887	918	950	33,301

Unsecured Funding Strategy: Funding for this program beyond 2024 is dependent upon a future voter approved levy.

O&M Impacts: This is a capital maintenance project that reduces the need for O&M by improving asset condition.

Georgetown to South Park Trail

Project No:	MC-TR-C096	BSL Code:	BC-TR-19003
Project Type:	Discrete	BSL Name:	Mobility-Capital
Project Category:	New Facility	Location:	Various
Current Project Stage:	Stage 4 - Procurement/Bid	Council District:	Multiple
Start/End Date:	2018 - 2025	Neighborhood District:	Greater Duwamish
Total Project Cost:	\$12,891	Urban Village:	South Park

This project will create a walkable, bikeable path uniting the Georgetown and South Park neighborhoods. The path will enhance walkability between Georgetown and South Park's historic Main Streets. Funding covers preliminary engineering, design, and outreach.

Resources	LTD Actuals	2024 Revised	2025	2026	2027	2028	2029	2030	Total
City Light Fund Revenues	-	1,523	-	-	-	-	-	-	1,523
Commercial Parking Tax	600	-	-	-	-	-	-	-	600
Federal Grant Funds	-	1,500	-	-	-	-	-	-	1,500
Real Estate Excise Tax I	1,386	814	-	-	-	-	-	-	2,200
Real Estate Excise Tax II	30	2,970	-	-	-	-	-	-	3,000
Street Vacations - CRSU	-	704	-	-	-	-	-	-	704
Transportation Move Seattle Levy - Lid Lift	-	3,296	-	-	-	-	-	-	3,296
Total:	2,016	10,807	-	-	-	-	-	-	12,823
Fund Appropriations / Allocations *	LTD Actuals	2024 Revised	2025	2026	2027	2028	2029	2030	Total
Move Seattle Levy Fund	-	3,296	-	-	-	-	-	-	3,296
REET I Capital Fund	1,386	814	-	-	-	-	-	-	2,200
REET II Capital Fund	30	2,970	-	-	-	-	-	-	3,000
Transportation Fund	600	3,727	-	-	-	-	-	-	4,327
Total:	2,016	10,807	-	-	-	-	-	-	12,823

Unsecured Funding Strategy: Current funding provides for preliminary engineering, design and outreach. SDOT will evaluate the project for future funding opportunities following the preliminary planning and design phase.

O&M Impacts: SDOT has individual project budgets for the maintenance of painted markings, signage, signals, bridges and roadway structures, urban forestry, and sidewalks and pavement; these budgets are constrained by the availability of transportation specific and general funds. The SDOT Asset Management website (<https://www.seattle.gov/transportation/about-sdot/asset-management>) provides unconstrained operational cost forecasting by asset type, typical lifecycle and average maintenance cost ranges.

Graham Street Station

Project No:	MC-TR-C082	BSL Code:	BC-TR-19003
Project Type:	Discrete	BSL Name:	Mobility-Capital
Project Category:	Improved Facility	Location:	MLK between Graham and Morgan
Current Project Stage:	Stage 2 - Initiation, Project Definition, & Planning	Council District:	Council District 2
Start/End Date:		Neighborhood District:	Southeast
Total Project Cost:	\$10,000	Urban Village:	Columbia City

This project funds the City's portion of an infill light rail station on the Sound Transit Central Link line near Martin Luther King Jr. Way South at South Graham Street, between the existing Columbia City and Othello Stations. The station would be in the northern portion of the MLK at Holly St Residential Urban Village. Funding from the Move Seattle Levy package is used to leverage a future partnership with Sound Transit.

Resources	LTD Actuals	2024 Revised	2025	2026	2027	2028	2029	2030	Total
Transportation Move Seattle Levy - Lid Lift	-	5	-	-	-	-	-	-	5
Total:	-	5	-	-	-	-	-	-	5
Fund Appropriations / Allocations *	LTD Actuals	2024 Revised	2025	2026	2027	2028	2029	2030	Total
Move Seattle Levy Fund	-	5	-	-	-	-	-	-	5
Total:	-	5	-	-	-	-	-	-	5

O&M Impacts: This project provides SDOT support to Sound Transit, who will own the light rail asset. SDOT has individual project budgets for the maintenance of painted markings, signage, signals, bridges and roadway structures, urban forestry, and sidewalks and pavement; these budgets are constrained by the availability of transportation specific and general funds. The SDOT Asset Management website (<https://www.seattle.gov/transportation/about-sdot/asset-management>) provides unconstrained operational cost forecasting by asset type, typical lifecycle and average maintenance cost ranges.

Harrison St Transit Corridor

Project No:	MC-TR-C119	BSL Code:	BC-TR-19003
Project Type:	Discrete	BSL Name:	Mobility-Capital
Project Category:	Improved Facility	Location:	Harrison St between Fairview Ave and 5th Ave
Current Project Stage:	Stage 2 - Initiation, Project Definition, & Planning	Council District:	Council District 7
Start/End Date:	2023 - 2028	Neighborhood District:	Lake Union
Total Project Cost Range:	- - -	Urban Village:	South Lake Union

Rebuild Harrison St and improve connecting transit corridors to serve high-frequency bus routes and significantly increased pedestrian activity. Primary project elements include roadway upgrades such as repaving and rechannelization, traffic signal upgrades and transit signal priority, transit stops, real-time information signage for transit, trolleywire infrastructure, and enhanced pedestrian realm improvements.

Resources	LTD Actuals	2024 Revised	2025	2026	2027	2028	2029	2030	Total
City Arena Transportation Funds	-	1,300	-	-	-	-	-	-	1,300
Federal Grant Funds	-	4,200	-	-	-	-	-	-	4,200
King County Funds	-	500	-	-	-	-	-	-	500
Landscape Conservation & Local Infrastructure Program	181	19	-	-	-	-	-	-	200
Vehicle License Fees \$60 & 0.1% Sales Tax	493	7	-	-	-	-	-	-	500
Total:	674	6,026	-	-	-	-	-	-	6,700
Fund Appropriations / Allocations *	LTD Actuals	2024 Revised	2025	2026	2027	2028	2029	2030	Total
Transportation Benefit District Fund	493	7	-	-	-	-	-	-	500
Transportation Fund	181	6,019	-	-	-	-	-	-	6,200
Total:	674	6,026	-	-	-	-	-	-	6,700

Financial Planning Strategy: A combination of LCLIP, STM, and NODO local funding (\$3M) combined with \$4.2M of FHWA funding has been identified for the Design funding.

O&M Impacts:

Hazard Mitigation Program - Areaways

Project No:	MC-TR-C035	BSL Code:	BC-TR-19001
Project Type:	Ongoing	BSL Name:	Major Maintenance/Replacement
Project Category:	Rehabilitation or Restoration	Location:	Various
Current Project Stage:	N/A	Council District:	Multiple
Start/End Date:	N/A	Neighborhood District:	Downtown
Total Project Cost:	N/A	Urban Village:	Pioneer Square

This ongoing asset preservation program funds ongoing inspection and repair/reconstruction of areaways to reduce risks to City facilities and the general public. Areaways are usable space, generally in the street right-of-way, constructed under sidewalks between the building foundation and street wall. Typical improvements include, but are not limited to, repairs to an existing areaway or filling an areaway in order to eliminate the asset. Current work focuses on safety improvements of historic areaways in Pioneer Square.

Resources	LTD Actuals	2024 Revised	2025	2026	2027	2028	2029	2030	Total
City Light Fund Revenues	19	-	-	-	-	-	-	-	19
Federal Grant Funds	863	202	-	-	-	-	-	-	1,065
General Fund	240	-	-	-	-	-	-	-	240
Interdepartmental Transfer	-	-	-	-	-	-	-	-	-
Private Funding/Donations	10	-	-	-	-	-	-	-	10
Real Estate Excise Tax II	6,288	2,175	384	397	411	426	440	456	10,977
State Gas Taxes - Arterial City Street Fund	-	-	-	-	-	-	-	-	-
State Gas Taxes - City Street Fund	216	116	-	-	-	-	-	-	332
State Grant Funds	144	147	-	-	-	-	-	-	291
Street Vacations - SVF	56	-	-	-	-	-	-	-	56
Total:	7,836	2,640	384	397	411	426	440	456	12,990
Fund Appropriations / Allocations *	LTD Actuals	2024 Revised	2025	2026	2027	2028	2029	2030	Total
General Fund	240	-	-	-	-	-	-	-	240
REET II Capital Fund	6,288	2,175	384	397	411	426	440	456	10,977
Transportation Fund	1,308	465	-	-	-	-	-	-	1,773
Total:	7,836	2,640	384	397	411	426	440	456	12,990

O&M Impacts: This is a capital maintenance project that reduces the need for O&M by improving asset condition.

Hazard Mitigation Program - Landslide Mitigation Projects

Project No:	MC-TR-C015	BSL Code:	BC-TR-19001
Project Type:	Ongoing	BSL Name:	Major Maintenance/Replacement
Project Category:	Rehabilitation or Restoration	Location:	Various
Current Project Stage:	N/A	Council District:	Multiple
Start/End Date:	N/A	Neighborhood District:	Multiple
Total Project Cost:	N/A	Urban Village:	Not in an Urban Village

The Landslide Mitigation Program provides SDOT with staff and resources to identify and prioritize landslide concerns, to undertake reconnaissance engineering and geotechnical studies of problem areas, and to make repairs at the highest priority locations, usually where landslide concerns have caused the right-of-way to be partially or completely closed.

Resources	LTD Actuals	2024 Revised	2025	2026	2027	2028	2029	2030	Total
Drainage and Wastewater Rates	49	-	-	-	-	-	-	-	49
Emergency Subfund Revenues	395	-	-	-	-	-	-	-	395
Federal Grant Funds	1,301	-	-	-	-	-	-	-	1,301
General Fund	1	-	-	-	-	-	-	-	1
Internal Service Fees and Allocations, Outside Funding Partners	326	-	-	-	-	-	-	-	326
Private Funding/Donations	22	-	-	-	-	-	-	-	22
Real Estate Excise Tax II	9,304	1,170	200	200	200	200	200	200	11,673
State Gas Taxes - City Street Fund	2,087	8	277	318	326	330	330	330	4,005
Street Use Fees	8	-	-	-	-	-	-	-	8
Street Vacations - SVF	178	105	-	-	-	-	-	-	282
User Fees	1,190	-	-	-	-	-	-	-	1,190
Water Rates	-	372	-	-	-	-	-	-	372
Total:	14,860	1,654	477	518	526	530	530	530	19,625
Fund Appropriations / Allocations *	LTD Actuals	2024 Revised	2025	2026	2027	2028	2029	2030	Total
Emergency Fund	395	-	-	-	-	-	-	-	395
General Fund	1	-	-	-	-	-	-	-	1
REET II Capital Fund	9,304	1,170	200	200	200	200	200	200	11,673
Transportation Fund	5,161	485	277	318	326	330	330	330	7,555
Total:	14,860	1,654	477	518	526	530	530	530	19,625

O&M Impacts: This is a capital maintenance project that reduces the need for O&M by improving asset condition.

Heavy Haul Network Program - East Marginal Way

Project No:	MC-TR-C090	BSL Code:	BC-TR-19003
Project Type:	Discrete	BSL Name:	Mobility-Capital
Project Category:	Improved Facility	Location:	E Marginal WAY
Current Project Stage:	Stage 5 - Construction	Council District:	Multiple
Start/End Date:	2016 - 2027	Neighborhood District:	Greater Duwamish
Total Project Cost:	\$100,045	Urban Village:	Not in an Urban Village

This program supports freight mobility by funding roadway improvements on the Heavy Haul Network (Ordinance 124890) to meet the needs of freight transported on our streets between Port facilities, rail yards, and industrial businesses. The initial project under this Program is the E Marginal Way Corridor Improvement project, which will be a multi-phase project. Phase I constructs a separated bicycle/pedestrian facility between S Atlantic St and Spokane St. Phase II includes roadway reconstruction, signal and ITS enhancements and safety measures to reduce conflicts between freight and non-motorized users. The Port of Seattle, through Memorandum of Understanding, is to provide partnership funding.

Note: The project title changed from "Heavy Haul Network Program" to "Heavy Haul Network Program - East Marginal Way"

Resources	LTD Actuals	2024 Revised	2025	2026	2027	2028	2029	2030	Total
City Light Fund Revenues	377	1,024	-	-	-	-	-	-	1,401
Drainage and Wastewater Rates	203	3,470	-	-	-	-	-	-	3,673
Federal Grant Funds	4,256	22,644	-	-	-	-	-	-	26,900
Interdepartmental Transfer	-	-	-	-	-	-	-	-	-
Port of Seattle Funds	138	5,480	-	-	-	-	-	-	5,617
Real Estate Excise Tax II	13	2,573	-	-	-	-	-	-	2,586
State Grant Funds	342	8,758	-	-	-	-	-	-	9,100
Transportation Move Seattle Levy - Lid Lift	5,134	2,456	4,500	-	-	-	-	-	12,089
Water Rates	1,859	10,136	-	-	-	-	-	-	11,995
Total:	12,322	56,539	4,500	-	-	-	-	-	73,361
Fund Appropriations / Allocations *	LTD Actuals	2024 Revised	2025	2026	2027	2028	2029	2030	Total
Move Seattle Levy Fund	5,149	2,440	4,500	-	-	-	-	-	12,089
REET II Capital Fund	13	2,573	-	-	-	-	-	-	2,586
Transportation Fund	7,160	51,526	-	-	-	-	-	-	58,686
Total:	12,322	56,539	4,500	-	-	-	-	-	73,361

Unsecured Funding Strategy: SDOT plans to pursue a \$20M federal RAISE grant and anticipates a \$5.5M contribution from the Port of Seattle. SDOT is reviewing funding options for the remaining.

O&M Impacts: This is a capital maintenance project that reduces the need for O&M by improving asset condition. Since it also builds new assets, SDOT has individual project budgets for the maintenance of painted markings, signage, signals, bridges and roadway structures, urban forestry, and sidewalks and pavement; these budgets are constrained by the availability of transportation specific and general funds. The SDOT Asset Management website (<https://www.seattle.gov/transportation/about-sdot/asset-management>) provides unconstrained operational cost forecasting by asset type, typical lifecycle and average maintenance cost ranges.

Highland Park Intersection Improvements

Project No:	MC-TR-C100	BSL Code:	BC-TR-19003
Project Type:	Discrete	BSL Name:	Mobility-Capital
Project Category:	Improved Facility	Location:	Highland Park Way SW and SW Holden ST
Current Project Stage:	Stage 5 - Construction	Council District:	Council District 1
Start/End Date:	2019 - 2025	Neighborhood District:	Southwest
Total Project Cost:	\$4,138	Urban Village:	Not in an Urban Village

This project would mitigate collision and congestion issues at the intersection of Highland Park Way SW and SW Holden St. There are currently two alternatives being considered for this work. One alternative would be installing a new traffic signals, sidewalks, curb ramps and marked crosswalks. SDOT estimates the cost of this alternative at \$3M. The other alternative would install a roundabout at this intersection. After advancing design of the roundabout, we now know that significant grading is needed to accommodate the roundabout and avoid new safety issues. This has pushed the cost estimate to \$7.3M. The name of this project has been changed from Highland Park Roundabout to Highland Park Intersection Improvements. The name change occurred as part of the second quarter 2019 Supplemental Amendment-Attachment A.

Resources	LTD Actuals	2024 Revised	2025	2026	2027	2028	2029	2030	Total
LTGO Bond Proceeds	1,500	-	-	-	-	-	-	-	1,500
Multimodal Funds	663	291	-	-	-	-	-	-	954
Real Estate Excise Tax II	-	-	-	-	-	-	-	-	-
State Gas Taxes - City Street Fund	500	-	-	-	-	-	-	-	500
Transportation Move Seattle Levy - Lid Lift	403	197	-	-	-	-	-	-	600
Total:	3,066	489	-	-	-	-	-	-	3,554
Fund Appropriations / Allocations *	LTD Actuals	2024 Revised	2025	2026	2027	2028	2029	2030	Total
2021 West Seattle Bridge Repair LTGO Bond Fund	1,500	-	-	-	-	-	-	-	1,500
Move Seattle Levy Fund	403	197	-	-	-	-	-	-	600
REET II Capital Fund	-	-	-	-	-	-	-	-	-
Transportation Fund	1,163	291	-	-	-	-	-	-	1,454
Total:	3,066	489	-	-	-	-	-	-	3,554

O&M Impacts: SDOT has individual project budgets for the maintenance of painted markings, signage, signals, bridges and roadway structures, urban forestry, and sidewalks and pavement; these budgets are constrained by the availability of transportation specific and general funds. The SDOT Asset Management website (<https://www.seattle.gov/transportation/about-sdot/asset-management>) provides unconstrained operational cost forecasting by asset type, typical lifecycle and average maintenance cost ranges.

Lynnwood Link Extension

Project No:	MC-TR-C089	BSL Code:	BC-TR-19003
Project Type:	Discrete	BSL Name:	Mobility-Capital
Project Category:	New Facility	Location:	Northgate
Current Project Stage:	Stage 5 - Construction	Council District:	Council District 5
Start/End Date:	2017 - 2025	Neighborhood District:	Northeast
Total Project Cost:		Urban Village:	Northgate

This project provides design review, permitting, and construction support services for the Sound Transit Lynnwood Link Extension project. It builds four new light rail stations and will extend the connection from Northgate to Lynnwood.

Resources	LTD Actuals	2024 Revised	2025	2026	2027	2028	2029	2030	Total
Partnership Funds	-	-	-	-	-	-	-	-	-
Port of Seattle Funds	-	(47)	-	-	-	-	-	-	(47)
Sound Transit Funds	356	325	-	-	-	-	-	-	681
Total:	356	278	-	-	-	-	-	-	634
Fund Appropriations / Allocations *	LTD Actuals	2024 Revised	2025	2026	2027	2028	2029	2030	Total
Transportation Fund	356	278	-	-	-	-	-	-	634
Total:	356	278	-	-	-	-	-	-	634

O&M Impacts: This project provides SDOT support to Sound Transit, who will own the light rail asset. SDOT has individual project budgets for the maintenance of painted markings, signage, signals, bridges and roadway structures, urban forestry, and sidewalks and pavement; these budgets are constrained by the availability of transportation specific and general funds. The SDOT Asset Management website (<https://www.seattle.gov/transportation/about-sdot/asset-management>) provides unconstrained operational cost forecasting by asset type, typical lifecycle and average maintenance cost ranges.

Madison BRT - RapidRide G Line

Project No:	MC-TR-C051	BSL Code:	BC-TR-19003
Project Type:	Discrete	BSL Name:	Mobility-Capital
Project Category:	New Facility	Location:	Madison ST/Alaskan Way/Martin Luther King Junior W
Current Project Stage:	Stage 5 - Construction	Council District:	Council District 3
Start/End Date:	2013 - 2025	Neighborhood District:	Multiple
Total Project Cost:	\$191,474	Urban Village:	Multiple

This project will include concept design and environmental review of high-capacity transit and multimodal improvements in the Madison corridor between Alaskan Way and Martin Luther King Jr. Way, connecting the Central Area with the First Hill, Downtown, and Waterfront neighborhoods. The project is identified as a priority in the Transit Master Plan. The purpose is to improve transit capacity, travel time, reliability, connectivity, comfort, visibility, and legibility in the Madison corridor. The project title was previously "Madison Street Bus Rapid Transit".

Resources	LTD Actuals	2024 Revised	2025	2026	2027	2028	2029	2030	Total
City Light Fund Revenues	8,128	685	-	-	-	-	-	-	8,812
Developer Mitigation	250	-	-	-	-	-	-	-	250
Drainage and Wastewater Rates	1,943	12,787	-	-	-	-	-	-	14,729
Federal ARRA Funds: FTA Transit Capital Assistance	-	(1,201)	-	-	-	-	-	-	(1,201)
Federal Grant Funds	72,226	10,964	-	-	-	-	-	-	83,190
Interdepartmental Transfer	9	-	-	-	-	-	-	-	9
King County Funds	202	3,410	-	-	-	-	-	-	3,613
Miscellaneous Revenues	-	100	-	-	-	-	-	-	100
Partnership Funds	12	(12)	-	-	-	-	-	-	-
Port of Seattle Funds	466	(466)	-	-	-	-	-	-	-
Private Funding - Utilities	-	27	-	-	-	-	-	-	27
Real Estate Excise Tax II	150	-	-	-	-	-	-	-	150
Sound Transit Funds	26,772	9,010	-	-	-	-	-	-	35,782
State Grant Funds	2,484	(1,144)	-	-	-	-	-	-	1,340
Transportation Funding Package - Lid Lift	1,710	-	-	-	-	-	-	-	1,710
Transportation Move Seattle Levy - Lid Lift	12,749	12,668	-	-	-	-	-	-	25,417
Transportation Sales Tax	-	2,004	-	-	-	-	-	-	2,004
Vehicle License Fees \$60 & 0.1% Sales Tax	-	792	-	-	-	-	-	-	792
Vehicle Licensing Fees	1,000	843	-	-	-	-	-	-	1,843
Water Rates	10,600	(10,600)	-	-	-	-	-	-	-
Total:	138,700	39,867	-	-	-	-	-	-	178,567
Fund Appropriations / Allocations *	LTD Actuals	2024 Revised	2025	2026	2027	2028	2029	2030	Total
Bridging The Gap Levy Fund	1,710	-	-	-	-	-	-	-	1,710
Move Seattle Levy Fund	12,343	13,074	-	-	-	-	-	-	25,417
REET II Capital Fund	150	-	-	-	-	-	-	-	150
Transportation Benefit District Fund	1,000	3,639	-	-	-	-	-	-	4,639
Transportation Fund	123,497	23,154	-	-	-	-	-	-	146,651
Total:	138,700	39,867	-	-	-	-	-	-	178,567

O&M Impacts: SDOT has individual project budgets for the maintenance of painted markings, signage, signals, bridges and roadway structures, urban forestry, and sidewalks and pavement; these budgets are constrained by the availability of transportation specific and general funds. The SDOT Asset Management website (<https://www.seattle.gov/transportation/about-sdot/asset-management>) provides unconstrained operational cost forecasting by asset type, typical lifecycle and average maintenance cost ranges.

* Funds are appropriated through the Adopted Budget at the Budget Summary Level. All Amounts shown above are in thousands of dollars

Magnolia Bridge Replacement Project

Project No:	MC-TR-C083	BSL Code:	BC-TR-19002
Project Type:	Discrete	BSL Name:	Major Projects
Project Category:	New Facility	Location:	15th Ave NW and Magnolia Way W.
Current Project Stage:	Stage 1 - Pre-Project Development	Council District:	Council District 7
Start/End Date:		Neighborhood District:	Magnolia/Queen Anne
Total Project Cost:	\$10,030	Urban Village:	Ballard-Interbay Northend

The environmental analysis for replacing this bridge evaluated several possible alternatives including rehabilitation of the existing structure. In 2007, an environmental assessment was published and described the preferred alternative, a new bridge south of and adjacent to the existing bridge. The Type, Size, and Location (TS&L) Report was completed in 2007, selecting a concrete box girder supported on flared columns as the appropriate structure type for this new bridge. The Levy to Move Seattle provided limited funds to conduct a plan study that would evaluate a more cost effective alternative than a "1-to-1" replacement. Even with the reduced cost for pursuing an alternative option than a full replacement, total project cost and a funding strategy to move the project forward is unclear. The project is currently on hold.

Resources	LTD Actuals	2024 Revised	2025	2026	2027	2028	2029	2030	Total
Commercial Parking Tax	211	-	-	-	-	-	-	-	211
Federal Grant Funds	8,950	-	-	-	-	-	-	-	8,950
General Fund	53	-	-	-	-	-	-	-	53
Real Estate Excise Tax II	348	-	-	-	-	-	-	-	348
State Gas Taxes - City Street Fund	113	-	-	-	-	-	-	-	113
Street Vacations - SVF	40	-	-	-	-	-	-	-	40
Transportation Funding Package - Business Transportation Tax	84	-	-	-	-	-	-	-	84
Transportation Funding Package - Lid Lift	131	-	-	-	-	-	-	-	131
Vehicle Licensing Fees	100	-	-	-	-	-	-	-	100
Total:	10,030	-	-	-	-	-	-	-	10,030
Fund Appropriations / Allocations *	LTD Actuals	2024 Revised	2025	2026	2027	2028	2029	2030	Total
Bridging The Gap Levy Fund	131	-	-	-	-	-	-	-	131
General Fund	53	-	-	-	-	-	-	-	53
REET II Capital Fund	348	-	-	-	-	-	-	-	348
Transportation Benefit District Fund	100	-	-	-	-	-	-	-	100
Transportation Fund	9,398	-	-	-	-	-	-	-	9,398
Total:	10,030	-	-	-	-	-	-	-	10,030

O&M Impacts: This is a capital maintenance project that reduces the need for O&M by bringing assets to a new or like new condition.

Market to MOHAI

Project No:	MC-TR-C095	BSL Code:	BC-TR-19003
Project Type:	Discrete	BSL Name:	Mobility-Capital
Project Category:	Improved Facility	Location:	Western Ave
Current Project Stage:	Stage 3 - Design	Council District:	Council District 7
Start/End Date:	2018 - 2025	Neighborhood District:	Downtown
Total Project Cost:	\$1,263	Urban Village:	Downtown

The Market to MOHAI project will include pedestrian improvements on Western Ave, Bell Street, and Westlake Ave N. These improvements could include street lighting, sidewalk paving markers, wayfinding markers, and other improvements.

Resources	LTD Actuals	2024 Revised	2025	2026	2027	2028	2029	2030	Total
General Fund	-	-	-	-	-	-	-	-	-
Real Estate Excise Tax II	616	643	-	-	-	-	-	-	1,259
Total:	616	643	-	-	-	-	-	-	1,259
Fund Appropriations / Allocations *	LTD Actuals	2024 Revised	2025	2026	2027	2028	2029	2030	Total
General Fund	-	-	-	-	-	-	-	-	-
REET II Capital Fund	616	643	-	-	-	-	-	-	1,259
Total:	616	643	-	-	-	-	-	-	1,259

O&M Impacts: SDOT has individual project budgets for the maintenance of painted markings, signage, signals, bridges and roadway structures, urban forestry, and sidewalks and pavement; these budgets are constrained by the availability of transportation specific and general funds. The SDOT Asset Management website (<https://www.seattle.gov/transportation/about-sdot/asset-management>) provides unconstrained operational cost forecasting by asset type, typical lifecycle and average maintenance cost ranges.

Miscellaneous, Unforeseen, and Emergencies

Project No:	MC-TR-C077	BSL Code:	BC-TR-19001
Project Type:	Ongoing	BSL Name:	Major Maintenance/Replacement
Project Category:	Rehabilitation or Restoration	Location:	Various
Current Project Stage:	N/A	Council District:	Multiple
Start/End Date:	N/A	Neighborhood District:	Multiple
Total Project Cost:	N/A	Urban Village:	Multiple

This program provides a financial reserve for work that cannot be anticipated during the annual CIP planning process. The reserve is used on a project-specific basis when emergencies are identified.

Resources	LTD Actuals	2024 Revised	2025	2026	2027	2028	2029	2030	Total
Commercial Parking Tax	18	-	-	-	-	-	-	-	18
Federal Grant Funds	73	-	-	-	-	-	-	-	73
General Fund	305	-	-	-	-	-	-	-	305
Private Funding/Donations	224	-	-	-	-	-	-	-	224
Real Estate Excise Tax II	388	-	-	-	-	-	-	-	388
State Gas Taxes - City Street Fund	339	-	-	-	-	-	-	-	339
Street Vacations - SVF	1,128	-	-	-	-	-	-	-	1,128
Transportation Funding Package - Lid Lift	33	-	-	-	-	-	-	-	33
Total:	2,508	-	-	-	-	-	-	-	2,508
Fund Appropriations / Allocations *	LTD Actuals	2024 Revised	2025	2026	2027	2028	2029	2030	Total
Bridging The Gap Levy Fund	33	-	-	-	-	-	-	-	33
General Fund	305	-	-	-	-	-	-	-	305
REET II Capital Fund	388	-	-	-	-	-	-	-	388
Transportation Fund	1,782	-	-	-	-	-	-	-	1,782
Total:	2,508	-	-	-	-	-	-	-	2,508

O&M Impacts: Responses to emergencies and unforeseen projects diverts resources from regular, day-to-day O&M operations.

NE 130th St/NE 125th Corridor Improvements

Project No:	MC-TR-C123	BSL Code:	BC-TR-19003
Project Type:	Discrete	BSL Name:	Mobility-Capital
Project Category:	New Facility	Location:	
Current Project Stage:	Stage 2 - Initiation, Project Definition, & Planning	Council District:	Council District 5
Start/End Date:	2023 - 2026	Neighborhood District:	Northeast
Total Project Cost:	\$19,780	Urban Village:	

This project will establish an east-west multimodal corridor to connect people to the future NE 130th St light rail station by implementing transit reliability, safety, access, bus stop amenities, and pedestrian and bicycle improvements. The project area includes NE 130th St from approximately 1st Ave NE to 5th Ave NE including the NE 130th St I-5 overpass, Roosevelt Way NE from 130th St to 10th Ave NE, and NE 125th St from 10th Ave NE to Lake City Way NE.

Resources	LTD Actuals	2024 Revised	2025	2026	2027	2028	2029	2030	Total
Federal Grant Funds	-	2,900	2,580	-	-	-	-	-	5,480
King County Funds	-	500	-	-	-	-	-	-	500
Sound Transit Funds	155	329	2,000	1,515	-	-	-	-	4,000
State Grant Funds	-	1,000	1,300	7,500	-	-	-	-	9,800
Total:	155	4,729	5,880	9,015	-	-	-	-	19,780
Fund Appropriations / Allocations *	LTD Actuals	2024 Revised	2025	2026	2027	2028	2029	2030	Total
Transportation Fund	155	4,729	5,880	9,015	-	-	-	-	19,780
Total:	155	4,729	5,880	9,015	-	-	-	-	19,780

Unsecured Funding Strategy: SDOT is pursuing multiple partnership agreements with other transit agencies as well as federal and state grant opportunities.

O&M Impacts:

NE 43rd Street Improvements

Project No:	MC-TR-C074	BSL Code:	BC-TR-19003
Project Type:	Discrete	BSL Name:	Mobility-Capital
Project Category:	Improved Facility	Location:	NE 43rd ST
Current Project Stage:	Stage 6 - Closeout	Council District:	Council District 4
Start/End Date:	2017 - 2020	Neighborhood District:	Northeast
Total Project Cost:	\$5,085	Urban Village:	University District

This project will implement streetscape and pedestrian improvements on NE 43rd Street between Brooklyn Ave NE and 15th Ave NE to improve access to the Link Light Rail station, which is scheduled to open in 2021. The project will transform the operation of NE 43rd St between Brooklyn Ave NE and University Way NE to one-way westbound transit-only travel and between University Way NE and 15th Ave NE to one-way westbound, all vehicle travel. The roadway will be optimized for pedestrians with a curb-less roadway section, widened sidewalks, pedestrian illumination, bio retention, and rain gardens. A protected bike lane will be provided for eastbound bike traffic and westbound bicycle traffic will share the travel lane with westbound traffic. The project is scheduled to begin construction in the summer of 2020.

Resources	LTD Actuals	2024 Revised	2025	2026	2027	2028	2029	2030	Total
Commercial Parking Tax	2,094	-	-	-	-	-	-	-	2,094
King County Funds	1,123	-	-	-	-	-	-	-	1,123
Real Estate Excise Tax II	1,532	29	-	-	-	-	-	-	1,561
Street Vacations - SVF	307	-	-	-	-	-	-	-	307
Total:	5,057	29	-	-	-	-	-	-	5,086
Fund Appropriations / Allocations *	LTD Actuals	2024 Revised	2025	2026	2027	2028	2029	2030	Total
REET II Capital Fund	1,532	29	-	-	-	-	-	-	1,561
Transportation Fund	3,525	-	-	-	-	-	-	-	3,525
Total:	5,057	29	-	-	-	-	-	-	5,086

O&M Impacts: SDOT has individual project budgets for the maintenance of painted markings, signage, signals, bridges and roadway structures, urban forestry, and sidewalks and pavement; these budgets are constrained by the availability of transportation specific and general funds. The SDOT Asset Management website (<https://www.seattle.gov/transportation/about-sdot/asset-management>) provides unconstrained operational cost forecasting by asset type, typical lifecycle and average maintenance cost ranges.

NE 45th St Bridge I-5 Crossing Improvements

Project No:	MC-TR-C122	BSL Code:	BC-TR-19003
Project Type:	Discrete	BSL Name:	Mobility-Capital
Project Category:	Improved Facility	Location:	
Current Project Stage:	Stage 3 - Design	Council District:	Council District 4
Start/End Date:	2023 - 2025	Neighborhood District:	
Total Project Cost:	\$1,500	Urban Village:	University District

This project would make pedestrian and bicycle safety improvements on the NE 45th St structure crossing Interstate 5, including, but not limited to, interior and external fencing of pedestrian/bicycle crossing space and lighting improvements.

Resources	LTD Actuals	2024 Revised	2025	2026	2027	2028	2029	2030	Total
General Fund	37	63	-	-	-	-	-	-	100
Transportation Move Seattle Levy - Lid Lift	-	1,500	-	-	-	-	-	-	1,500
Total:	37	1,563	-	-	-	-	-	-	1,600
Fund Appropriations / Allocations *	LTD Actuals	2024 Revised	2025	2026	2027	2028	2029	2030	Total
General Fund	37	63	-	-	-	-	-	-	100
Move Seattle Levy Fund	-	1,500	-	-	-	-	-	-	1,500
Total:	37	1,563	-	-	-	-	-	-	1,600

O&M Impacts:

Neighborhood Large Projects

Project No:	MC-TR-C018	BSL Code:	BC-TR-19003
Project Type:	Ongoing	BSL Name:	Mobility-Capital
Project Category:	Improved Facility	Location:	Citywide
Current Project Stage:	N/A	Council District:	Multiple
Start/End Date:	N/A	Neighborhood District:	Multiple
Total Project Cost:	N/A	Urban Village:	Multiple

This program enhances the safety, quality and condition of the pedestrian and neighborhood environments. Typical improvements may include, but are not limited to, sidewalk construction, repairs and replacement, installation of curb bulbs or other traffic calming devices, and improvements to crosswalks. The projects are funded by the Move Seattle transportation levy and it is a triennial program. The projects funded are identified by the community and the Move Seattle Oversight Committee.

Resources	LTD Actuals	2024 Revised	2025	2026	2027	2028	2029	2030	Total
Commercial Parking Tax	39	15	-	-	-	-	-	-	54
Drainage and Wastewater Rates	63	137	-	-	-	-	-	-	200
Federal Grant Funds	308	-	-	-	-	-	-	-	308
King County Funds	670	10	-	-	-	-	-	-	679
Private Funding/Donations	60	-	-	-	-	-	-	-	60
Real Estate Excise Tax II	530	-	-	-	-	-	-	-	530
Sound Transit Funds	110	-	-	-	-	-	-	-	110
Transportation Funding Package - Lid Lift	5,836	-	-	-	-	-	-	-	5,836
Transportation Move Seattle Levy - Lid Lift	18,938	4,642	-	-	-	-	-	-	23,580
Water Rates	-	109	-	-	-	-	-	-	109
Total:	26,554	4,912	-	-	-	-	-	-	31,467
Fund Appropriations / Allocations *	LTD Actuals	2024 Revised	2025	2026	2027	2028	2029	2030	Total
Bridging The Gap Levy Fund	5,836	-	-	-	-	-	-	-	5,836
Move Seattle Levy Fund	18,938	4,642	-	-	-	-	-	-	23,580
REET II Capital Fund	530	-	-	-	-	-	-	-	530
Transportation Fund	1,249	271	-	-	-	-	-	-	1,520
Total:	26,554	4,912	-	-	-	-	-	-	31,467

Unsecured Funding Strategy: Funding for this program beyond 2024 is dependent upon a future voter approved levy.

O&M Impacts: SDOT has individual project budgets for the maintenance of painted markings, signage, signals, bridges and roadway structures, urban forestry, and sidewalks and pavement; these budgets are constrained by the availability of transportation specific and general funds. The SDOT Asset Management website (<https://www.seattle.gov/transportation/about-sdot/asset-management>) provides unconstrained operational cost forecasting by asset type, typical lifecycle and average maintenance cost ranges.

Neighborhood Parks Street Fund - Your Voice, Your Choice

Project No:	MC-TR-C022	BSL Code:	BC-TR-19003
Project Type:	Ongoing	BSL Name:	Mobility-Capital
Project Category:	Rehabilitation or Restoration	Location:	Citywide
Current Project Stage:	N/A	Council District:	Multiple
Start/End Date:	N/A	Neighborhood District:	Multiple
Total Project Cost:	N/A	Urban Village:	Multiple

This ongoing program identifies projects estimated less than \$100,000 that are prioritized through participatory budgeting in each of the 7 council districts. Typical improvements may include, but are not limited to, sidewalk construction, repairs and replacement, installation of curb bulbs or other traffic calming devices, and improvements to crosswalks. The program enhances the safety, quality, and condition of the pedestrian and neighborhood environments. This project was formerly known as "NPSF Neighborhood Parks Street Fund" and "NSF/CRS Neighborhood Program."

Resources	LTD Actuals	2024 Revised	2025	2026	2027	2028	2029	2030	Total
Commercial Parking Tax	1,531	41	-	-	-	-	-	-	1,572
Federal Grant Funds	687	-	-	-	-	-	-	-	687
General Fund	2,288	-	-	-	-	-	-	-	2,288
Interdepartmental Transfer	50	-	-	-	-	-	-	-	50
Partnership Funds	6	-	-	-	-	-	-	-	6
Real Estate Excise Tax I	1,765	42	-	-	-	-	-	-	1,807
Real Estate Excise Tax II	23,382	30	-	-	-	-	-	-	23,412
State Gas Taxes - Arterial City Street Fund	-	(15)	-	-	-	-	-	-	(15)
State Gas Taxes - City Street Fund	3,656	20	-	-	-	-	-	-	3,676
State Grant Funds	176	-	-	-	-	-	-	-	176
Street Vacations - SVF	289	248	-	-	-	-	-	-	537
Transportation Funding Package - Lid Lift	10,479	-	-	-	-	-	-	-	10,479
Vehicle Licensing Fees	100	-	-	-	-	-	-	-	100
Total:	44,409	366	-	-	-	-	-	-	44,775
Fund Appropriations / Allocations *	LTD Actuals	2024 Revised	2025	2026	2027	2028	2029	2030	Total
Bridging The Gap Levy Fund	10,479	-	-	-	-	-	-	-	10,479
General Fund	2,288	-	-	-	-	-	-	-	2,288
REET I Capital Fund	1,765	42	-	-	-	-	-	-	1,807
REET II Capital Fund	23,328	83	-	-	-	-	-	-	23,411
Transportation Benefit District Fund	100	-	-	-	-	-	-	-	100
Transportation Fund	6,448	241	-	-	-	-	-	-	6,689
Total:	44,409	366	-	-	-	-	-	-	44,775

O&M Impacts: SDOT has individual project budgets for the maintenance of painted markings, signage, signals, bridges and roadway structures, urban forestry, and sidewalks and pavement; these budgets are constrained by the availability of transportation specific and general funds. The SDOT Asset Management website (<https://www.seattle.gov/transportation/about-sdot/asset-management>) provides unconstrained operational cost forecasting by asset type, typical lifecycle and average maintenance cost ranges.

Neighborhood Traffic Control Program

Project No:	MC-TR-C019	BSL Code:	BC-TR-19003
Project Type:	Ongoing	BSL Name:	Mobility-Capital
Project Category:	Improved Facility	Location:	Citywide
Current Project Stage:	N/A	Council District:	Multiple
Start/End Date:	N/A	Neighborhood District:	Multiple
Total Project Cost:	N/A	Urban Village:	Multiple

This ongoing program installs traffic calming devices on non-arterials citywide, including traffic circles, speed humps, and street narrowing. This program also supports the pilot Home Zones program, which creates neighborhood-wide traffic calming plans.

Resources	LTD Actuals	2024 Revised	2025	2026	2027	2028	2029	2030	Total
Commercial Parking Tax	224	5	-	-	-	-	-	-	229
General Fund	384	-	-	-	-	-	-	-	384
Interdepartmental Transfer	-	18	-	-	-	-	-	-	18
Private Funding/Donations	46	-	-	-	-	-	-	-	46
Property Sales and Interest Earnings	253	-	-	-	-	-	-	-	253
Real Estate Excise Tax I	-	349	-	-	-	-	-	-	349
Real Estate Excise Tax II	1,613	765	-	-	-	-	-	-	2,378
Rubble Yard Proceeds	579	-	-	-	-	-	-	-	579
State Gas Taxes - City Street Fund	4,392	-	-	-	-	-	-	-	4,392
Transportation Network Company Revenue	106	-	-	-	-	-	-	-	107
Vehicle Licensing Fees	3,058	127	148	152	158	164	169	175	4,151
Total:	10,655	1,265	148	152	158	164	169	175	12,886
Fund Appropriations / Allocations *	LTD Actuals	2024 Revised	2025	2026	2027	2028	2029	2030	Total
General Fund	490	-	-	-	-	-	-	-	491
REET I Capital Fund	-	349	-	-	-	-	-	-	349
REET II Capital Fund	1,613	765	-	-	-	-	-	-	2,378
Transportation Benefit District Fund	3,058	127	148	152	158	164	169	175	4,151
Transportation Fund	5,494	23	-	-	-	-	-	-	5,516
Total:	10,655	1,265	148	152	158	164	169	175	12,886

O&M Impacts: Not applicable - does not create new assets.

New Traffic Signals

Project No:	MC-TR-C020	BSL Code:	BC-TR-19003
Project Type:	Ongoing	BSL Name:	Mobility-Capital
Project Category:	New Facility	Location:	Citywide
Current Project Stage:	N/A	Council District:	Multiple
Start/End Date:	N/A	Neighborhood District:	Multiple
Total Project Cost:	N/A	Urban Village:	Multiple

This ongoing project installs new traffic signals or significant capital improvements to existing signals to improve traffic flow, reduce the frequency and severity of traffic collisions, and support pedestrian, bicycle or transit activity. Location choices are based upon pedestrian, bicycle, and vehicle volumes; school, senior citizen, and handicapped accessible crossing requirements; transit speed and reliability; and collisions frequency criteria.

Resources	LTD Actuals	2024 Revised	2025	2026	2027	2028	2029	2030	Total
Commercial Parking Tax	1,006	592	400	414	428	450	450	450	4,191
Developer Mitigation	1,398	(453)	-	-	-	-	-	-	945
Traffic Enforcement Camera Revenue	1,420	(20)	-	-	-	-	-	-	1,400
Transportation Funding Package - Lid Lift	117	-	-	-	-	-	-	-	117
Transportation Move Seattle Levy - Lid Lift	2,792	923	-	-	-	-	-	-	3,715
Total:	6,732	1,042	400	414	428	450	450	450	10,367
Fund Appropriations / Allocations *	LTD Actuals	2024 Revised	2025	2026	2027	2028	2029	2030	Total
Bridging The Gap Levy Fund	117	-	-	-	-	-	-	-	117
Move Seattle Levy Fund	2,736	979	-	-	-	-	-	-	3,715
Transportation Fund	3,879	63	400	414	428	450	450	450	6,535
Total:	6,732	1,042	400	414	428	450	450	450	10,367

Unsecured Funding Strategy: SDOT will evaluate deliverables, prioritize and scale projects to the extent feasible, and continue to pursue grant and partnership opportunities to resolve potential funding deficits. Funding for this program beyond 2024 is dependent upon a future voter approved levy.

O&M Impacts: SDOT has individual project budgets for the maintenance of painted markings, signage, signals, bridges and roadway structures, urban forestry, and sidewalks and pavement; these budgets are constrained by the availability of transportation specific and general funds. The SDOT Asset Management website (<https://www.seattle.gov/transportation/about-sdot/asset-management>) provides unconstrained operational cost forecasting by asset type, typical lifecycle and average maintenance cost ranges.

Next Generation Intelligent Transportation Systems (ITS)

Project No:	MC-TR-C021	BSL Code:	BC-TR-19003
Project Type:	Ongoing	BSL Name:	Mobility-Capital
Project Category:	New Investment	Location:	Citywide
Current Project Stage:	N/A	Council District:	Multiple
Start/End Date:	N/A	Neighborhood District:	Multiple
Total Project Cost:	N/A	Urban Village:	Multiple

This project will design and implement upgrades to the Traffic Management Center (TMC); implement expansion of real-time information such as traffic cameras, sensors, and travel time to support major construction projects; deploy Dynamic Messaging Signs (DMS) at key decision points to provide real-time information such as incidents, travel times, bridge opening notices, and planned construction and event information; and install dynamic signal timing (self-adjusting traffic signal timing based on traffic volume on key corridors around the major construction projects).

Resources	LTD Actuals	2024 Revised	2025	2026	2027	2028	2029	2030	Total
Commercial Parking Tax	1,580	-	463	479	496	513	531	550	4,612
CRS Misc Revenues	9	9	-	-	-	-	-	-	18
Developer Mitigation	518	344	-	-	-	-	-	-	862
Federal Grant Funds	3,440	2,732	-	-	-	-	-	-	6,172
General Fund	101	(101)	-	-	-	-	-	-	-
Multimodal Funds	400	-	-	-	-	-	-	-	400
Partnership Funds	-	125	607	-	-	-	-	-	732
Real Estate Excise Tax II	4,529	(84)	-	-	-	-	-	-	4,445
State Gas Taxes - City Street Fund	299	-	-	-	-	-	-	-	299
State Grant Funds	388	-	-	-	-	-	-	-	388
Street Vacations - CRSU	528	3	-	-	-	-	-	-	531
Transportation Funding Package - Lid Lift	2,979	-	-	-	-	-	-	-	2,979
Transportation Funding Package - Parking Tax	-	-	-	-	-	-	-	-	-
Transportation Move Seattle Levy - Lid Lift	11,398	2,151	-	-	-	-	-	-	13,549
User Fees	1,500	-	-	-	-	-	-	-	1,500
Total:	27,668	5,180	1,070	479	496	513	531	550	36,487
Fund Appropriations / Allocations *	LTD Actuals	2024 Revised	2025	2026	2027	2028	2029	2030	Total
Bridging The Gap Levy Fund	2,979	-	-	-	-	-	-	-	2,979
General Fund	101	(101)	-	-	-	-	-	-	-
Move Seattle Levy Fund	11,173	2,376	-	-	-	-	-	-	13,549
REET II Capital Fund	4,529	(84)	-	-	-	-	-	-	4,445
Transportation Fund	8,350	2,976	1,070	479	496	513	531	550	14,965
Unrestricted Cumulative Reserve Fund	537	12	-	-	-	-	-	-	549
Total:	27,668	5,180	1,070	479	496	513	531	550	36,487

Unsecured Funding Strategy: Funding for this program beyond 2024 is dependent upon a future voter approved levy.

O&M Impacts: SDOT has individual project budgets for the maintenance of painted markings, signage, signals, bridges and roadway structures, urban forestry, and sidewalks and pavement; these budgets are constrained by the availability of transportation specific and general funds. The SDOT Asset Management website (<https://www.seattle.gov/transportation/about-sdot/asset-management>) provides unconstrained operational cost forecasting by asset type, typical lifecycle and average maintenance cost ranges.

Non-Arterial Street Resurfacing and Restoration

Project No:	MC-TR-C041	BSL Code:	BC-TR-19001
Project Type:	Ongoing	BSL Name:	Major Maintenance/Replacement
Project Category:	Rehabilitation or Restoration	Location:	Citywide
Current Project Stage:	N/A	Council District:	Citywide
Start/End Date:	N/A	Neighborhood District:	Multiple
Total Project Cost:	N/A	Urban Village:	Multiple

This ongoing project repairs and/or replaces deteriorated asphalt pavement and/or concrete panels on non-arterial streets. Project locations are chosen annually based upon the degree of deterioration as confirmed by Department staff field observations, citizen service requests, claims, and potential City liability. High priority is given to non-arterial streets used by transit, in areas with heavy pedestrian and bicycle traffic, and which serve business and industry.

Resources	LTD Actuals	2024 Revised	2025	2026	2027	2028	2029	2030	Total
Commercial Parking Tax	837	(1)	-	-	-	-	-	-	836
Drainage and Wastewater Rates	60	-	-	-	-	-	-	-	60
Interdepartmental Transfer	-	4	-	-	-	-	-	-	4
Real Estate Excise Tax I	520	244	-	-	-	-	-	-	764
Real Estate Excise Tax II	8,571	1,704	1,150	1,190	1,232	1,275	1,833	1,366	18,321
State Gas Taxes - Arterial City Street Fund	-	15	-	-	-	-	-	-	15
State Gas Taxes - City Street Fund	2,738	126	555	574	594	615	637	659	6,498
Street Vacations - CRSU	500	-	-	-	-	-	-	-	500
Street Vacations - SVF	586	508	-	-	-	-	-	-	1,095
Transportation Funding Package - Parking Tax	-	1	-	-	-	-	-	-	1
Transportation Move Seattle Levy - Lid Lift	-	-	-	-	-	-	-	-	-
Vehicle Licensing Fees	1,214	22	187	194	201	208	215	223	2,464
Total:	15,026	2,624	1,892	1,958	2,027	2,098	2,685	2,248	30,558
Fund Appropriations / Allocations *	LTD Actuals	2024 Revised	2025	2026	2027	2028	2029	2030	Total
Move Seattle Levy Fund	-	-	-	-	-	-	-	-	-
REET I Capital Fund	520	244	-	-	-	-	-	-	764
REET II Capital Fund	8,571	1,704	1,150	1,190	1,232	1,275	1,833	1,366	18,321
Transportation Benefit District Fund	1,214	22	187	194	201	208	215	223	2,464
Transportation Fund	4,222	654	555	574	594	615	637	659	8,509
Unrestricted Cumulative Reserve Fund	500	-	-	-	-	-	-	-	500
Total:	15,026	2,624	1,892	1,958	2,027	2,098	2,685	2,248	30,558

O&M Impacts: This is a capital maintenance project that reduces the need for O&M by improving asset condition.

North of Downtown Mobility Action Plan

Project No:	MC-TR-C101	BSL Code:	BC-TR-19003
Project Type:	Ongoing	BSL Name:	Mobility-Capital
Project Category:	Rehabilitation or Restoration	Location:	Seattle Center
Current Project Stage:	N/A	Council District:	Multiple
Start/End Date:	N/A	Neighborhood District:	Lake Union
Total Project Cost:	N/A	Urban Village:	Uptown

This project will construct transportation related improvements in the North Downtown area in support of the Seattle Center Arena Redevelopment project. The City is also partnering with the Port of Seattle to improve movement of cargo and other modes on city streets, including 15th Ave W/Elliott Ave W/Mercer St corridor areas around Seattle Center.

Resources	LTD Actuals	2024 Revised	2025	2026	2027	2028	2029	2030	Total
City Arena Transportation Funds	3,151	406	1,026	1,026	1,026	1,026	1,026	1,026	9,710
Developer Mitigation	-	2,286	-	-	-	-	-	-	2,286
Port of Seattle Funds	754	1,706	-	-	-	-	-	-	2,460
Street Vacations - SVF	2,006	(34)	-	-	-	-	-	-	1,972
Total:	5,910	4,364	1,026	1,026	1,026	1,026	1,026	1,026	16,428
Fund Appropriations / Allocations *	LTD Actuals	2024 Revised	2025	2026	2027	2028	2029	2030	Total
Transportation Fund	5,910	4,364	1,026	1,026	1,026	1,026	1,026	1,026	16,428
Total:	5,910	4,364	1,026	1,026	1,026	1,026	1,026	1,026	16,428

Unsecured Funding Strategy: SDOT will pursue bonds or other short-term loans, such as an inter-fund loan, to resolve potential funding deficits.

O&M Impacts: SDOT has individual project budgets for the maintenance of painted markings, signage, signals, bridges and roadway structures, urban forestry, and sidewalks and pavement; these budgets are constrained by the availability of transportation specific and general funds. The SDOT Asset Management website (<https://www.seattle.gov/transportation/about-sdot/asset-management>) provides unconstrained operational cost forecasting by asset type, typical lifecycle and average maintenance cost ranges.

Northgate Bridge and Cycle Track

Project No:	MC-TR-C030	BSL Code:	BC-TR-19003
Project Type:	Discrete	BSL Name:	Mobility-Capital
Project Category:	Improved Facility	Location:	Multiple
Current Project Stage:	Stage 5 - Construction	Council District:	Council District 4
Start/End Date:	2013 - 2025	Neighborhood District:	North
Total Project Cost:	\$56,154	Urban Village:	Northgate

This project will construct pedestrian and bicycle improvements to enhance access to the planned Sound Transit Light Rail station at Northgate. The improvements include a pedestrian and bike bridge over I-5 and a multi-use path along 1st Avenue NE; that was complete in 2021. The stream mitigation work will continue through 2025 and is currently in the construction phase.

Resources	LTD Actuals	2024 Revised	2025	2026	2027	2028	2029	2030	Total
City Light Fund Revenues	92	337	-	-	-	-	-	-	429
Federal Grant Funds	1,313	-	-	-	-	-	-	-	1,313
LTGO Bond Proceeds	2,580	-	-	-	-	-	-	-	2,580
Port of Seattle Funds	2,907	-	-	-	-	-	-	-	2,907
Real Estate Excise Tax I	2,965	34	-	-	-	-	-	-	3,000
Sound Transit Funds	4,393	-	-	-	-	-	-	-	4,393
State Grant Funds	10,000	-	-	-	-	-	-	-	10,000
Street Use Fees	7	(7)	-	-	-	-	-	-	-
Street Vacations - SVF	954	-	-	-	-	-	-	-	954
Transportation Funding Package - Lid Lift	200	-	-	-	-	-	-	-	200
Transportation Move Seattle Levy - Lid Lift	23,375	2,846	500	-	-	-	-	-	26,721
Use of Fund Balance	(37)	-	-	-	-	-	-	-	(37)
User Fees	3,870	26	-	-	-	-	-	-	3,896
Total:	52,619	3,237	500	-	-	-	-	-	56,356
Fund Appropriations / Allocations *	LTD Actuals	2024 Revised	2025	2026	2027	2028	2029	2030	Total
2017 Multipurpose LTGO Bond Fund	2,580	-	-	-	-	-	-	-	2,580
Bridging The Gap Levy Fund	200	-	-	-	-	-	-	-	200
Move Seattle Levy Fund	23,347	2,846	500	-	-	-	-	-	26,693
REET I Capital Fund	2,965	34	-	-	-	-	-	-	3,000
Transportation Fund	23,527	357	-	-	-	-	-	-	23,884
Total:	52,619	3,237	500	-	-	-	-	-	56,356

O&M Impacts: This new asset will require additional O&M support.

Northlake Retaining Wall

Project No:	MC-TR-C102	BSL Code:	BC-TR-19001
Project Type:	Discrete	BSL Name:	Major Maintenance/Replacement
Project Category:	Rehabilitation or Restoration	Location:	Northlake Way @ Stone Way
Current Project Stage:	Stage 3 - Design	Council District:	Council District 4
Start/End Date:	2019 - 2028	Neighborhood District:	Not in a Neighborhood District
Total Project Cost Range:	41,130 - 50,270	Urban Village:	Fremont

This project will replace the Northlake Retaining Wall, which is a 452-foot-long lakefront timber structure that was constructed in 1951 and is located at the north end of Lake Union adjacent to North Northlake Avenue. The wall currently shows signs of advanced deterioration, overstress, and some sections of structural failure. This presents a significant risk to public safety given the right-of-way supported by the wall, the private structures directly outshore and adjacent to the wall, and the close proximity of overhead power lines and subsurface utility infrastructure.

Resources	LTD Actuals	2024 Revised	2025	2026	2027	2028	2029	2030	Total
LTGO Bond Proceeds	2,275	1,628	-	-	-	-	-	-	3,903
Total:	2,275	1,628	-	-	-	-	-	-	3,903
Fund Appropriations / Allocations *	LTD Actuals	2024 Revised	2025	2026	2027	2028	2029	2030	Total
2018 Multipurpose LTGO Bond Fund	2,000	-	-	-	-	-	-	-	2,000
2021 West Seattle Bridge Repair LTGO Bond Fund	275	1,628	-	-	-	-	-	-	1,903
Total:	2,275	1,628	-	-	-	-	-	-	3,903

Financial Planning Strategy: The estimated cost to reach the 100% design level is \$4,000,000, \$2,000,000 of which will be funded by LTGO bonds. The remaining \$2,000,000 needed to reach 100% of design will be funded with Street Vacations proceeds.

At 30% design, SDOT will reevaluate the total project cost and the financial planning strategy for the remaining costs of the project, which will include local funding, debt financing, and grant funding.

O&M Impacts: There will be ongoing operations and maintenance (O&M) costs for SDOT to maintain the retaining wall after full replacement. The estimate is \$50,000/year over the 75-year design life of the structure which includes labor (maintenance, engineering, and inspection) and non-labor (materials).

Overlook Walk and East-West Connections Project

Project No:	MC-TR-C073	BSL Code:	BC-TR-16000
Project Type:	Discrete	BSL Name:	Central Waterfront
Project Category:	New Investment	Location:	Multiple
Current Project Stage:	Stage 5 - Construction	Council District:	Multiple
Start/End Date:	2013 - 2024	Neighborhood District:	Downtown
Total Project Cost:	\$199,339	Urban Village:	Downtown

Removing the Alaskan Way Viaduct provides the opportunity for the City to improve key connections between the downtown core and the waterfront. The specific east/west streets targeted for improving connections include: Bell Street, King Street, Main Street, Pike Street, Pine Street, Railroad Way, Union Street, Washington Street, and Yesler Way. In addition to these east/west street connections, the waterfront improvement program also includes Overlook Walk, which will provide a pedestrian-oriented connection between the waterfront, the Aquarium and Pike Place Market with ADA access, views, and public open spaces. This project is part of the overall waterfront improvement program. This project includes funding from the Waterfront Local Improvement District.

Resources	LTD Actuals	2024 Revised	2025	2026	2027	2028	2029	2030	Total
Interfund Loan - Waterfront LID Fund	4,053	-	-	-	-	-	-	-	4,053
Local Improvement District Funding	61,517	29,384	-	-	-	-	-	-	90,901
LTGO Bond Proceeds	12,884	9,908	3,000	-	-	-	-	-	25,793
Partnership Funds	-	227	-	-	-	-	-	-	227
Private Funding/Donations	27,235	32,570	-	-	-	-	-	-	59,805
Real Estate Excise Tax II	-	5,013	-	-	-	-	-	-	5,013
Street Use Fees	87	73	-	-	-	-	-	-	160
Street Vacations - SVF	4,291	5,709	-	-	-	-	-	-	10,000
User Fees	3,620	175	-	-	-	-	-	-	3,795
Total:	113,686	83,059	3,000	-	-	-	-	-	199,746
Fund Appropriations / Allocations *	LTD Actuals	2024 Revised	2025	2026	2027	2028	2029	2030	Total
2015 Multipurpose LTGO Bond Fund	1,379	-	-	-	-	-	-	-	1,379
2017 LTGO Taxable Bond Fund	3,281	-	-	-	-	-	-	-	3,281
2018 LTGO Taxable Bond Fund	3,280	-	-	-	-	-	-	-	3,280
2019 LTGO Taxable Bond Fund	1,000	-	-	-	-	-	-	-	1,000
2020 Multipurpose LTGO Bond Fund	1,725	-	-	-	-	-	-	-	1,725
2021 Taxable LTGO Bond Fund	534	3,726	-	-	-	-	-	-	4,260
2022 Multipurpose LTGO Bond Fund	1,685	2,945	-	-	-	-	-	-	4,630
2023 Multipurpose LTGO Bond Fund	-	3,237	-	-	-	-	-	-	3,237
2025 Multipurpose LTGO Bond Fund	-	-	3,000	-	-	-	-	-	3,000
Central Waterfront Improvement Fund	38,231	38,277	-	-	-	-	-	-	76,508
REET II Capital Fund	-	5,013	-	-	-	-	-	-	5,013
Transportation Fund	3,706	475	-	-	-	-	-	-	4,181
Waterfront LID #6751	58,865	29,386	-	-	-	-	-	-	88,251
Total:	113,686	83,059	3,000	-	-	-	-	-	199,746

O&M Impacts: This project includes a mix of upgrading existing streets and building new infrastructure. O&M for new public open spaces, such as the Overlook Walk will be funded by the Metropolitan Park District. Transportation infrastructure capital elements are planned to be maintained through the proposed Waterfront Transportation Infrastructure Maintenance project, MC-TR-C109.

Pedestrian Master Plan - Crossing Improvements

Project No:	MC-TR-C061	BSL Code:	BC-TR-19003
Project Type:	Ongoing	BSL Name:	Mobility-Capital
Project Category:	Improved Facility	Location:	Citywide
Current Project Stage:	N/A	Council District:	Multiple
Start/End Date:	N/A	Neighborhood District:	Multiple
Total Project Cost:	N/A	Urban Village:	Multiple

This ongoing program implements the Pedestrian Master Plan. Typical improvements may include the installation of new marked crosswalks, curb bulbs, pedestrian signals, curb ramps, and pedestrian lighting. The goals of the program are to reduce the number and severity of crashes involving pedestrians; make Seattle a more walkable city for all through equity in public engagement, service delivery, accessibility, and capital investments; develop a pedestrian environment that sustains healthy communities and supports a vibrant economy; and raise awareness of the important role of walking in promoting health and preventing disease.

Resources	LTD Actuals	2024 Revised	2025	2026	2027	2028	2029	2030	Total
Commercial Parking Tax	3,931	1	2,865	2,966	3,069	3,177	3,288	3,403	22,701
Developer Mitigation	101	-	-	-	-	-	-	-	101
Federal Grant Funds	74	-	-	-	-	-	-	-	74
General Fund	58	-	-	-	-	-	-	-	58
Interdepartmental Transfer	-	1	-	-	-	-	-	-	1
Miscellaneous Grants or Donations	(24)	24	-	-	-	-	-	-	-
Partnership - WSDOT	392	-	-	-	-	-	-	-	392
Public Works Trust Fund Proceeds	(17)	17	-	-	-	-	-	-	-
Real Estate Excise Tax I	2,289	1,376	-	-	-	-	-	-	3,665
Real Estate Excise Tax II	1,397	1,181	750	776	803	832	861	891	7,491
Rubble Yard Proceeds	528	-	-	-	-	-	-	-	528
State Gas Taxes - City Street Fund	1,813	88	-	-	-	-	-	-	1,902
State Grant Funds	-	2,556	-	-	-	-	-	-	2,556
Street Vacations - CRSU	6	(6)	-	-	-	-	-	-	-
Street Vacations - SVF	1,677	-	-	-	-	-	-	-	1,677
Transportation Funding Package - Lid Lift	4,638	-	-	-	-	-	-	-	4,638
Transportation Move Seattle Levy - Lid Lift	11,003	5,730	-	-	-	-	-	-	16,733
Vehicle Licensing Fees	240	-	-	-	-	-	-	-	240
Total:	28,107	10,968	3,615	3,742	3,872	4,009	4,149	4,294	62,756
Fund Appropriations / Allocations *	LTD Actuals	2024 Revised	2025	2026	2027	2028	2029	2030	Total
Bridging The Gap Levy Fund	4,638	-	-	-	-	-	-	-	4,638
General Fund	58	-	-	-	-	-	-	-	58
Move Seattle Levy Fund	10,967	5,765	-	-	-	-	-	-	16,733
REET I Capital Fund	2,289	1,376	-	-	-	-	-	-	3,665
REET II Capital Fund	1,396	1,181	750	776	803	832	861	891	7,491
Transportation Benefit District Fund	240	-	-	-	-	-	-	-	240
Transportation Fund	8,518	2,646	2,865	2,966	3,069	3,177	3,288	3,403	29,932
Total:	28,107	10,968	3,615	3,742	3,872	4,009	4,149	4,294	62,756

Unsecured Funding Strategy: SDOT will evaluate deliverables, prioritize and scale projects to the extent feasible, and continue to pursue grant and partnership opportunities to resolve potential funding deficits. Funding for this program beyond 2024 is dependent upon a future voter approved levy.

O&M Impacts: SDOT has individual project budgets for the maintenance of painted markings, signage, signals, bridges and roadway structures, urban forestry, and sidewalks and pavement; these budgets are constrained by the availability of transportation specific and general funds. The SDOT Asset Management website (<https://www.seattle.gov/transportation/about-sdot/asset-management>) provides unconstrained operational cost forecasting by asset type, typical lifecycle and average maintenance cost ranges.

Pedestrian Master Plan - New Sidewalks

Project No:	MC-TR-C058	BSL Code:	BC-TR-19003
Project Type:	Ongoing	BSL Name:	Mobility-Capital
Project Category:	New Facility	Location:	Citywide
Current Project Stage:	N/A	Council District:	Multiple
Start/End Date:	N/A	Neighborhood District:	Multiple
Total Project Cost:	N/A	Urban Village:	Multiple

This project enhances the pedestrian environment in Seattle's neighborhoods by dedicating funding to construct new sidewalks. The New Sidewalk Program draws funding from the School Safety Traffic and Pedestrian Improvement (SSTPI) Fund to improve sidewalks and the pedestrian environment near schools. Additional funding is drawn from other sources to pay for new sidewalk construction near frequent transit routes.

Resources	LTD Actuals	2024 Revised	2025	2026	2027	2028	2029	2030	Total
City Light Fund Revenues	138	3	-	-	-	-	-	-	141
Commercial Parking Tax	1,739	(265)	-	-	-	-	-	-	1,474
Developer Mitigation	776	-	-	-	-	-	-	-	776
Drainage and Wastewater Rates	1,204	1,491	-	-	-	-	-	-	2,695
Federal Grant Funds	1,948	355	-	-	-	-	-	-	2,302
General Fund	775	-	-	-	-	-	-	-	775
Interdepartmental Transfer	23	37	-	-	-	-	-	-	60
Miscellaneous Grants or Donations	1,290	2,010	-	-	-	-	-	-	3,300
Miscellaneous Revenues	7	(7)	-	-	-	-	-	-	-
Private Funding/Donations	-	288	-	-	-	-	-	-	288
Real Estate Excise Tax I	892	1,633	-	-	-	-	-	-	2,525
Real Estate Excise Tax II	6,652	190	-	-	-	-	-	-	6,843
School Camera Ticket Revenues	19,075	5,274	-	-	-	-	-	-	24,349
Solid Waste Rates	1,133	182	-	-	-	-	-	-	1,315
State Gas Taxes - City Street Fund	73	-	-	-	-	-	-	-	73
State Grant Funds	3,409	(777)	-	-	-	-	-	-	2,632
Traffic Enforcement Camera Revenue	5,329	-	-	-	-	-	-	-	5,329
Transportation Funding Package - Parking Tax	-	-	-	-	-	-	-	-	-
Transportation Move Seattle Levy - Lid Lift	36,750	8,709	-	-	-	-	-	-	45,459
Vehicle Licensing Fees	1,254	(31)	-	-	-	-	-	-	1,223
Water Rates	197	(197)	-	-	-	-	-	-	-
Total:	82,665	18,894	-	-	-	-	-	-	101,560
Fund Appropriations / Allocations *	LTD Actuals	2024 Revised	2025	2026	2027	2028	2029	2030	Total
General Fund	775	-	-	-	-	-	-	-	775
Move Seattle Levy Fund	36,750	8,709	-	-	-	-	-	-	45,459
REET I Capital Fund	892	1,633	-	-	-	-	-	-	2,525
REET II Capital Fund	6,652	190	-	-	-	-	-	-	6,843
School Safety Traffic and Pedestrian Improvement Fund	24,324	5,355	-	-	-	-	-	-	29,678
Transportation Benefit District Fund	1,223	-	-	-	-	-	-	-	1,223
Transportation Fund	12,050	3,007	-	-	-	-	-	-	15,057
Total:	82,665	18,894	-	-	-	-	-	-	101,560

* Funds are appropriated through the Adopted Budget at the Budget Summary Level. All Amounts shown above are in thousands of dollars

Unsecured Funding Strategy: Funding for this program beyond 2024 is dependent upon a future voter approved levy.

O&M Impacts: SDOT has individual project budgets for the maintenance of painted markings, signage, signals, bridges and roadway structures, urban forestry, and sidewalks and pavement; these budgets are constrained by the availability of transportation specific and general funds. The SDOT Asset Management website (<https://www.seattle.gov/transportation/about-sdot/asset-management>) provides unconstrained operational cost forecasting by asset type, typical lifecycle and average maintenance cost ranges.

Pedestrian Master Plan - School Safety

Project No:	MC-TR-C059	BSL Code:	BC-TR-19003
Project Type:	Ongoing	BSL Name:	Mobility-Capital
Project Category:	Improved Facility	Location:	Citywide
Current Project Stage:	N/A	Council District:	Multiple
Start/End Date:	N/A	Neighborhood District:	Multiple
Total Project Cost:	N/A	Urban Village:	Multiple

This project improves pedestrian and bicycle safety around schools. The work typically includes school zone signing and 20mph flashing beacons; new crosswalks; curb bulbs; crossing beacons and pedestrian signals; new sidewalks and maintenance; traffic calming; changes to traffic circulation around schools; installation of school zone cameras; and school walking route maps. The base level of transportation funding provides improvements at approximately three to four schools per year. The project also funds safe biking and walking education and traffic safety outreach campaigns. Operation of school zone cameras is directly funded from the Seattle Police Department budget.

Resources	LTD Actuals	2024 Revised	2025	2026	2027	2028	2029	2030	Total
20% Red Light Camera Revenue	-	8	-	-	-	-	-	-	8
Drainage and Wastewater Rates	25	35	-	-	-	-	-	-	59
Federal Grant Funds	2,918	-	-	-	-	-	-	-	2,918
General Fund	320	1,630	1,042	1,468	-	-	1,398	1,545	7,403
Interdepartmental Transfer	47	28	-	-	-	-	-	-	75
King County Funds	56	-	-	-	-	-	-	-	56
Real Estate Excise Tax II	5,075	15	-	-	-	-	-	-	5,090
School Camera Ticket Revenues	25,250	6,644	3,017	2,491	5,298	5,147	2,992	2,998	53,838
State Grant Funds	281	-	-	-	-	-	-	-	281
Transportation Funding Package - Lid Lift	3,690	-	-	-	-	-	-	-	3,690
Transportation Move Seattle Levy - Lid Lift	4,334	1,005	-	-	-	-	-	-	5,339
User Fees	1,909	-	-	-	-	-	-	-	1,909
Total:	43,907	9,364	4,059	3,959	5,298	5,147	4,390	4,543	80,668
Fund Appropriations / Allocations *	LTD Actuals	2024 Revised	2025	2026	2027	2028	2029	2030	Total
Bridging The Gap Levy Fund	3,690	-	-	-	-	-	-	-	3,690
General Fund	320	1,630	1,042	1,468	-	-	1,398	1,545	7,403
Move Seattle Levy Fund	4,334	1,255	-	-	-	-	-	-	5,589
REET II Capital Fund	5,075	15	-	-	-	-	-	-	5,090
School Safety Traffic and Pedestrian Improvement Fund	25,265	6,388	3,017	2,491	5,298	5,147	2,992	2,998	53,596
Transportation Fund	5,222	77	-	-	-	-	-	-	5,299
Total:	43,907	9,364	4,059	3,959	5,298	5,147	4,390	4,543	80,668

O&M Impacts: SDOT has individual project budgets for the maintenance of painted markings, signage, signals, bridges and roadway structures, urban forestry, and sidewalks and pavement; these budgets are constrained by the availability of transportation specific and general funds. The SDOT Asset Management website (<https://www.seattle.gov/transportation/about-sdot/asset-management>) provides unconstrained operational cost forecasting by asset type, typical lifecycle and average maintenance cost ranges.

Pedestrian Master Plan - Stairway Rehabilitation

Project No:	MC-TR-C031	BSL Code:	BC-TR-19003
Project Type:	Ongoing	BSL Name:	Mobility-Capital
Project Category:	Rehabilitation or Restoration	Location:	Citywide
Current Project Stage:	N/A	Council District:	Multiple
Start/End Date:	N/A	Neighborhood District:	Multiple
Total Project Cost:	N/A	Urban Village:	Multiple

This ongoing program implements the Pedestrian Master Plan. This sub-program, Stairway Rehabilitation, funds projects to rebuild and/or rehabilitate stairways to current standards, including but not limited to: adding proper width, step height, grip rail, landings, and other features required by the Americans with Disabilities Act.

Resources	LTD Actuals	2024 Revised	2025	2026	2027	2028	2029	2030	Total
Commercial Parking Tax	23	-	-	-	-	-	-	-	23
General Fund	115	-	-	-	-	-	-	-	115
Miscellaneous Revenues	83	-	-	-	-	-	-	-	83
Multimodal Funds	242	-	66	68	71	73	76	78	673
Real Estate Excise Tax I	645	1,094	-	-	-	-	-	-	1,738
Real Estate Excise Tax II	185	113	49	51	53	54	56	58	619
State Gas Taxes - City Street Fund	14	-	-	-	-	-	-	-	14
Transportation Move Seattle Levy - Lid Lift	3,846	500	16	-	-	-	-	-	4,362
Vehicle Licensing Fees	3,221	93	616	637	660	683	707	732	7,348
Total:	8,373	1,799	746	756	784	810	839	868	14,976
Fund Appropriations / Allocations *	LTD Actuals	2024 Revised	2025	2026	2027	2028	2029	2030	Total
General Fund	115	-	-	-	-	-	-	-	115
Move Seattle Levy Fund	3,846	500	16	-	-	-	-	-	4,362
REET I Capital Fund	645	1,094	-	-	-	-	-	-	1,738
REET II Capital Fund	185	113	49	51	53	54	56	58	619
Transportation Benefit District Fund	3,221	93	616	637	660	683	707	732	7,348
Transportation Fund	362	-	66	68	71	73	76	78	793
Total:	8,373	1,799	746	756	784	810	839	868	14,976

Unsecured Funding Strategy: Funding for this program beyond 2024 is dependent upon a future voter approved levy.

O&M Impacts: This is a capital maintenance project that reduces the need for O&M by improving asset condition.

RapidRide C & D Line Improvements

Project No:	MC-TR-C106	BSL Code:	BC-TR-19003
Project Type:	Discrete	BSL Name:	Mobility-Capital
Project Category:	New Investment	Location:	Various
Current Project Stage:	Stage 3 - Design	Council District:	Multiple
Start/End Date:	2021 - 2025	Neighborhood District:	Multiple
Total Project Cost:	\$2,300	Urban Village:	Multiple

This project will deliver additional transit spot improvements aimed at improving travel time and reliability along RapidRide C&D lines, in preparation for Light Rail extensions into the West Seattle and Ballard neighborhoods. These projects make changes to SDOT-owned infrastructure, including streets and signals, and will result in adjustments to signal and street operations. Due to Sound Transit Board realignment decisions in August 2021, SDOT no longer anticipates \$12M investment in RapidRide C&D Lines in 2021 and 2022. The CIP Budget was revised in 2022 to reflect the new project schedule.

Resources	LTD Actuals	2024 Revised	2025	2026	2027	2028	2029	2030	Total
Sound Transit Funds	430	1,870	-	-	-	-	-	-	2,300
Total:	430	1,870	-	-	-	-	-	-	2,300
Fund Appropriations / Allocations *	LTD Actuals	2024 Revised	2025	2026	2027	2028	2029	2030	Total
Transportation Fund	430	1,870	-	-	-	-	-	-	2,300
Total:	430	1,870	-	-	-	-	-	-	2,300

O&M Impacts: SDOT has individual project budgets for the maintenance of painted markings, signage, signals, bridges and roadway structures, urban forestry, and sidewalks and pavement; these budgets are constrained by the availability of transportation specific and general funds. The SDOT Asset Management website (<https://www.seattle.gov/transportation/about-sdot/asset-management>) provides unconstrained operational cost forecasting by asset type, typical lifecycle and average maintenance cost ranges.

RapidRide J Line

Project No:	MC-TR-C013	BSL Code:	BC-TR-19003
Project Type:	Discrete	BSL Name:	Mobility-Capital
Project Category:	Improved Facility	Location:	Various
Current Project Stage:	Stage 5 - Construction	Council District:	Multiple
Start/End Date:	2013 - 2027	Neighborhood District:	Multiple
Total Project Cost:	\$157,403	Urban Village:	Multiple

This project will provide a high-quality transit service connecting Downtown Seattle with the neighborhoods of Belltown, South Lake Union, Eastlake, and University District. This project also includes protected bike lane, streetscape, intersection and traffic signal improvements and improving accessibility including ADA-compliant curb ramps. This project was formerly titled RapidRide Roosevelt.

Resources	LTD Actuals	2024 Revised	2025	2026	2027	2028	2029	2030	Total
City Light Fund Revenues	1,101	3,952	-	-	-	-	-	-	5,054
Commercial Parking Tax	700	-	-	-	-	-	-	-	700
Drainage and Wastewater Rates	85	359	-	-	-	-	-	-	444
Federal Grant Funds	-	24,107	22,974	18,201	8,472	-	-	-	73,754
Partnership Funds	2,916	53	-	3,292	-	-	-	-	6,261
Real Estate Excise Tax II	350	-	-	-	-	-	-	-	350
State Grant Funds	4,185	1,815	-	-	-	-	-	-	6,000
Street Vacations - CRSU	650	-	-	-	-	-	-	-	650
Transportation Move Seattle Levy - Lid Lift	13,778	6,845	9,260	5,590	3,834	-	-	-	39,307
Transportation Sales Tax	-	3,500	-	-	-	-	-	-	3,500
Water Rates	2,066	17,068	1,900	339	-	-	-	-	21,373
Total:	25,831	57,700	34,134	27,422	12,306	-	-	-	157,392
Fund Appropriations / Allocations *	LTD Actuals	2024 Revised	2025	2026	2027	2028	2029	2030	Total
Move Seattle Levy Fund	13,789	6,845	9,260	5,590	3,834	-	-	-	39,318
REET II Capital Fund	350	-	-	-	-	-	-	-	350
Transportation Benefit District Fund	-	3,500	-	-	-	-	-	-	3,500
Transportation Fund	11,041	47,355	24,874	21,832	8,472	-	-	-	113,574
Unrestricted Cumulative Reserve Fund	650	-	-	-	-	-	-	-	650
Total:	25,831	57,700	34,134	27,422	12,306	-	-	-	157,392

O&M Impacts: SDOT has individual project budgets for the maintenance of painted markings, signage, signals, bridges and roadway structures, urban forestry, and sidewalks and pavement; these budgets are constrained by the availability of transportation specific and general funds. The SDOT Asset Management website (<https://www.seattle.gov/transportation/about-sdot/asset-management>) provides unconstrained operational cost forecasting by asset type, typical lifecycle and average maintenance cost ranges.

Retaining Wall Repair and Restoration

Project No:	MC-TR-C032	BSL Code:	BC-TR-19001
Project Type:	Ongoing	BSL Name:	Major Maintenance/Replacement
Project Category:	Rehabilitation or Restoration	Location:	Citywide
Current Project Stage:	N/A	Council District:	Multiple
Start/End Date:	N/A	Neighborhood District:	Multiple
Total Project Cost:	N/A	Urban Village:	Multiple

This ongoing asset preservation program provides funding for City crews to repair or reconstruct retaining walls owned by SDOT. This work is crucial to preserving the adjoining sidewalks and roadways within the public right-of-way.

Resources	LTD Actuals	2024 Revised	2025	2026	2027	2028	2029	2030	Total
Commercial Parking Tax	789	-	-	-	-	-	-	-	789
General Fund	779	-	-	-	-	-	-	-	779
LTGO Bond Proceeds	130	-	-	-	-	-	-	-	130
Parking Garage Disposition Proceeds	1,500	-	-	-	-	-	-	-	1,500
Real Estate Excise Tax I	286	-	-	-	-	-	-	-	286
Real Estate Excise Tax II	4,699	209	212	212	217	223	223	223	6,218
State Gas Taxes - City Street Fund	481	-	-	-	-	-	-	-	481
Transportation Move Seattle Levy - Lid Lift	-	-	-	-	-	-	-	-	-
Total:	8,663	209	212	212	217	223	223	223	10,182
Fund Appropriations / Allocations *	LTD Actuals	2024 Revised	2025	2026	2027	2028	2029	2030	Total
Garage Disposition Proceeds	1,500	-	-	-	-	-	-	-	1,500
General Fund	779	-	-	-	-	-	-	-	779
Move Seattle Levy Fund	-	-	-	-	-	-	-	-	-
REET I Capital Fund	286	-	-	-	-	-	-	-	286
REET II Capital Fund	4,699	209	212	212	217	223	223	223	6,218
Transportation Bond Fund	130	-	-	-	-	-	-	-	130
Transportation Fund	1,269	-	-	-	-	-	-	-	1,269
Total:	8,663	209	212	212	217	223	223	223	10,182

O&M Impacts: This is a capital maintenance project that reduces the need for O&M by improving asset condition.

Revive I-5 Project Support

Project No:	MC-TR-C124	BSL Code:	BC-TR-19003
Project Type:	Discrete	BSL Name:	Mobility-Capital
Project Category:	Improved Facility	Location:	Citywide
Current Project Stage:	Stage 1 - Pre-Project Development	Council District:	Citywide
Start/End Date:	2023 - 2032	Neighborhood District:	Multiple
Total Project Cost:	\$5,500	Urban Village:	Multiple

"Revive I-5: Preserving a Vital Freeway" is a State of Washington project with dozens of preservation projects planned to revive Interstate 5 in King and Snohomish counties. The State's Revive I-5 projects will include pavement repair and full replacement, expansion joints, and seismic work to strengthen bridges against earthquakes. The City of Seattle will support the State's efforts by installing transit priority measures and other operational improvements on City streets, that may include dedicated bus priority lanes, new signal improvements and communication systems. The City will also support this effort with commute trip reduction programs, real-time support for signal timing changes, transportation operations monitoring, and communication of real-time traffic conditions and incident response.

Resources	LTD Actuals	2024 Revised	2025	2026	2027	2028	2029	2030	Total
Commercial Parking Tax	59	1,041	550	-	-	-	-	-	1,650
Total:	59	1,041	550	-	-	-	-	-	1,650
Fund Appropriations / Allocations *	LTD Actuals	2024 Revised	2025	2026	2027	2028	2029	2030	Total
Transportation Fund	59	1,041	550	-	-	-	-	-	1,650
Total:	59	1,041	550	-	-	-	-	-	1,650

O&M Impacts: SDOT has individual project budgets for the maintenance of painted markings, signage, signals, bridges and roadway structures, urban forestry, and sidewalks and pavement; these budgets are constrained by the availability of transportation specific and general funds. The SDOT Asset Management website (<https://www.seattle.gov/transportation/about-sdot/asset-management>) provides unconstrained operational cost forecasting by asset type, typical lifecycle and average maintenance cost ranges. This project will install some new transportation assets under SDOT's jurisdiction, but the majority of the State's project will focus on the rehabilitation of the interstate structure itself, which is a State asset.

Route 40 Transit-Plus Multimodal Corridor

Project No:	MC-TR-C079	BSL Code:	BC-TR-19003
Project Type:	Discrete	BSL Name:	Mobility-Capital
Project Category:	Improved Facility	Location:	Various
Current Project Stage:	Stage 5 - Construction	Council District:	Multiple
Start/End Date:	2016 - 2025	Neighborhood District:	Multiple
Total Project Cost:	\$26,408	Urban Village:	Multiple

This project will design and construct transit speed and reliability improvements and upgraded bus stop passenger facilities. Improvements to the route, which connects Downtown, South Lake Union, Fremont, Ballard, and Northgate, will support conversion to RapidRide service by partner agency King County Metro.

Resources	LTD Actuals	2024 Revised	2025	2026	2027	2028	2029	2030	Total
City Light Fund Revenues	-	1,306	-	-	-	-	-	-	1,306
Federal Grant Funds	1,172	3,728	-	-	-	-	-	-	4,900
King County Funds	901	2,499	-	-	-	-	-	-	3,400
State Grant Funds	628	8,806	-	-	-	-	-	-	9,434
Transportation Move Seattle Levy - Lid Lift	3,606	2,374	1,752	-	-	-	-	-	7,732
Vehicle License Fees \$60 & 0.1% Sales Tax	302	198	-	-	-	-	-	-	500
Water Rates	43	498	-	-	-	-	-	-	541
Total:	6,651	19,410	1,752	-	-	-	-	-	27,813
Fund Appropriations / Allocations *	LTD Actuals	2024 Revised	2025	2026	2027	2028	2029	2030	Total
Move Seattle Levy Fund	3,589	2,391	1,752	-	-	-	-	-	7,732
Transportation Benefit District Fund	302	198	-	-	-	-	-	-	500
Transportation Fund	2,760	16,821	-	-	-	-	-	-	19,581
Total:	6,651	19,410	1,752	-	-	-	-	-	27,813

Unsecured Funding Strategy: SDOT plans to compete for FTA and WSDOT grants, as well as work with regional partners to secure funding.

O&M Impacts: SDOT has individual project budgets for the maintenance of painted markings, signage, signals, bridges and roadway structures, urban forestry, and sidewalks and pavement; these budgets are constrained by the availability of transportation specific and general funds. The SDOT Asset Management website (<https://www.seattle.gov/transportation/about-sdot/asset-management>) provides unconstrained operational cost forecasting by asset type, typical lifecycle and average maintenance cost ranges.

Route 44 Transit-Plus Multimodal Corridor

Project No:	MC-TR-C078	BSL Code:	BC-TR-19003
Project Type:	Discrete	BSL Name:	Mobility-Capital
Project Category:	Improved Facility	Location:	Various
Current Project Stage:	Stage 5 - Construction	Council District:	Multiple
Start/End Date:	2019 - 2024	Neighborhood District:	Multiple
Total Project Cost:	\$19,641	Urban Village:	Multiple

This project will implement speed and reliability improvements along the Route 44 corridor. This project seeks to improve and make reliable the connection between the University of Washington, Wallingford, and Ballard. The project may add bus lanes, pedestrian improvements, channelization changes, signal modifications, transit signal priority, and new adaptive signals.

Resources	LTD Actuals	2024 Revised	2025	2026	2027	2028	2029	2030	Total
City Light Fund Revenues	1,149	47	-	-	-	-	-	-	1,196
Commercial Parking Tax	50	-	-	-	-	-	-	-	50
Drainage and Wastewater Rates	39	497	-	-	-	-	-	-	536
King County Funds	3,474	434	-	-	-	-	-	-	3,908
Real Estate Excise Tax I	48	53	-	-	-	-	-	-	101
Real Estate Excise Tax II	(4)	4	-	-	-	-	-	-	-
State Grant Funds	6,000	-	-	-	-	-	-	-	6,000
Transportation Move Seattle Levy - Lid Lift	7,413	1,291	-	-	-	-	-	-	8,704
Water Rates	512	(507)	-	-	-	-	-	-	5
Total:	18,680	1,819	-	-	-	-	-	-	20,499
Fund Appropriations / Allocations *	LTD Actuals	2024 Revised	2025	2026	2027	2028	2029	2030	Total
Move Seattle Levy Fund	7,413	1,291	-	-	-	-	-	-	8,704
REET I Capital Fund	48	53	-	-	-	-	-	-	101
REET II Capital Fund	(4)	4	-	-	-	-	-	-	-
Transportation Fund	11,224	471	-	-	-	-	-	-	11,695
Total:	18,680	1,819	-	-	-	-	-	-	20,499

O&M Impacts: SDOT has individual project budgets for the maintenance of painted markings, signage, signals, bridges and roadway structures, urban forestry, and sidewalks and pavement; these budgets are constrained by the availability of transportation specific and general funds. The SDOT Asset Management website (<https://www.seattle.gov/transportation/about-sdot/asset-management>) provides unconstrained operational cost forecasting by asset type, typical lifecycle and average maintenance cost ranges.

Route 48 Transit-Plus Multimodal Corridor

Project No:	MC-TR-C107	BSL Code:	BC-TR-19003
Project Type:	Discrete	BSL Name:	Mobility-Capital
Project Category:	Improved Facility	Location:	Various
Current Project Stage:	Stage 5 - Construction	Council District:	Multiple
Start/End Date:	2021 - 2024	Neighborhood District:	Central
Total Project Cost:	\$2,138	Urban Village:	Multiple

This project will make transit speed and reliability and access improvements along the Rt 48 corridor. This is the 7th of seven transit corridor projects included in the Levy to Move Seattle's Transit-Plus Multimodal Corridor Program.

Resources	LTD Actuals	2024 Revised	2025	2026	2027	2028	2029	2030	Total
Federal Grant Funds	25	1,128	-	-	-	-	-	-	1,153
King County Funds	-	500	-	-	-	-	-	-	500
Transportation Move Seattle Levy - Lid Lift	706	280	-	-	-	-	-	-	985
Total:	731	1,907	-	-	-	-	-	-	2,638
Fund Appropriations / Allocations *	LTD Actuals	2024 Revised	2025	2026	2027	2028	2029	2030	Total
Move Seattle Levy Fund	706	280	-	-	-	-	-	-	985
Transportation Fund	25	1,628	-	-	-	-	-	-	1,653
Total:	731	1,907	-	-	-	-	-	-	2,638

O&M Impacts: SDOT has individual project budgets for the maintenance of painted markings, signage, signals, bridges and roadway structures, urban forestry, and sidewalks and pavement; these budgets are constrained by the availability of transportation specific and general funds. The SDOT Asset Management website (<https://www.seattle.gov/transportation/about-sdot/asset-management>) provides unconstrained operational cost forecasting by asset type, typical lifecycle and average maintenance cost ranges.

Route 7 Transit-Plus Multimodal Corridor Project

Project No:	MC-TR-C053	BSL Code:	BC-TR-19003
Project Type:	Discrete	BSL Name:	Mobility-Capital
Project Category:	Improved Facility	Location:	Rainier AVE
Current Project Stage:	Stage 5 - Construction	Council District:	Council District 3
Start/End Date:	2016 - 2024	Neighborhood District:	Multiple
Total Project Cost:	\$8,560	Urban Village:	Multiple

This project, in partnership with King County Metro, will make street improvement on Rainier Ave which could include key features: dedicated bus lanes and queue jumps; and improvements to crossings and transit connections to help people access transit safely.

Resources	LTD Actuals	2024 Revised	2025	2026	2027	2028	2029	2030	Total
City Light Fund Revenues	92	(5)	-	-	-	-	-	-	88
Commercial Parking Tax	9	-	-	-	-	-	-	-	9
Drainage and Wastewater Rates	11	1	-	-	-	-	-	-	12
Real Estate Excise Tax I	943	-	-	-	-	-	-	-	943
Real Estate Excise Tax II	11	-	-	-	-	-	-	-	11
Transportation Move Seattle Levy - Lid Lift	6,226	1,273	-	-	-	-	-	-	7,499
Total:	7,291	1,269	-	-	-	-	-	-	8,560
Fund Appropriations / Allocations *	LTD Actuals	2024 Revised	2025	2026	2027	2028	2029	2030	Total
Move Seattle Levy Fund	6,226	1,273	-	-	-	-	-	-	7,499
REET I Capital Fund	943	-	-	-	-	-	-	-	943
REET II Capital Fund	11	-	-	-	-	-	-	-	11
Transportation Fund	112	(4)	-	-	-	-	-	-	108
Total:	7,291	1,269	-	-	-	-	-	-	8,560

O&M Impacts: SDOT has individual project budgets for the maintenance of painted markings, signage, signals, bridges and roadway structures, urban forestry, and sidewalks and pavement; these budgets are constrained by the availability of transportation specific and general funds. The SDOT Asset Management website (<https://www.seattle.gov/transportation/about-sdot/asset-management>) provides unconstrained operational cost forecasting by asset type, typical lifecycle and average maintenance cost ranges.

S Lander St. Grade Separation

Project No:	MC-TR-C028	BSL Code:	BC-TR-19003
Project Type:	Discrete	BSL Name:	Mobility-Capital
Project Category:	New Facility	Location:	S Lander St/1st Ave S/4th Ave S
Current Project Stage:	Stage 6 - Closeout	Council District:	Council District 2
Start/End Date:	2001 - 2020	Neighborhood District:	Greater Duwamish
Total Project Cost:	\$64,874	Urban Village:	Not in an Urban Village

This project constructs a grade separation of the S Lander St. roadway and the Burlington Northern mainline railroad tracks between First Avenue S and Fourth Avenue S.

Resources	LTD Actuals	2024 Revised	2025	2026	2027	2028	2029	2030	Total
City Light Fund Revenues	358	-	-	-	-	-	-	-	358
Drainage and Wastewater Rates	925	-	-	-	-	-	-	-	925
Federal Grant Funds	36,627	-	-	-	-	-	-	-	36,627
King County Funds	618	-	-	-	-	-	-	-	618
LTGO Bond Proceeds	3,968	-	-	-	-	-	-	-	3,968
Miscellaneous Grants or Donations	-	-	-	-	-	-	-	-	-
Parking Garage Disposition Proceeds	2,200	-	-	-	-	-	-	-	2,200
Partnership - WSDOT	483	-	-	-	-	-	-	-	483
Partnership Funds	249	-	-	-	-	-	-	-	249
Port of Seattle Funds	4,813	-	-	-	-	-	-	-	4,813
Private Funding/Donations	1,699	-	-	-	-	-	-	-	1,699
Real Estate Excise Tax II	925	-	-	-	-	-	-	-	925
State Gas Taxes - City Street Fund	185	-	-	-	-	-	-	-	185
State Grant Funds	5,530	-	-	-	-	-	-	-	5,530
Transportation Move Seattle Levy - Lid Lift	4,248	-	-	-	-	-	-	-	4,248
Vehicle Licensing Fees	35	-	-	-	-	-	-	-	35
Water Rates	1,553	-	-	-	-	-	-	-	1,553
Total:	64,414	-	-	-	-	-	-	-	64,414
Fund Appropriations / Allocations *	LTD Actuals	2024 Revised	2025	2026	2027	2028	2029	2030	Total
2008 Multipurpose LTGO Bond Fund	2,213	-	-	-	-	-	-	-	2,213
2016 Multipurpose LTGO Bond Fund	1,000	-	-	-	-	-	-	-	1,000
2017 LTGO Taxable Bond Fund	46	-	-	-	-	-	-	-	46
2017 Multipurpose LTGO Bond Fund	615	-	-	-	-	-	-	-	615
Garage Disposition Proceeds	2,200	-	-	-	-	-	-	-	2,200
Move Seattle Levy Fund	4,282	-	-	-	-	-	-	-	4,282
REET II Capital Fund	925	-	-	-	-	-	-	-	925
Transportation Benefit District Fund	35	-	-	-	-	-	-	-	35
Transportation Fund	53,099	-	-	-	-	-	-	-	53,099
Total:	64,414	-	-	-	-	-	-	-	64,414

O&M Impacts: This new asset will require additional O&M support.

* Funds are appropriated through the Adopted Budget at the Budget Summary Level. All Amounts shown above are in thousands of dollars

Safe Streets and Roads for All

Project No:	MC-TR-C125	BSL Code:	BC-TR-19003
Project Type:	Discrete	BSL Name:	Mobility-Capital
Project Category:	Improved Facility	Location:	Citywide
Current Project Stage:	Stage 2 - Initiation, Project Definition, & Planning	Council District:	Citywide, Multiple
Start/End Date:	2023 - 2027	Neighborhood District:	Multiple
Total Project Cost:	\$32,147	Urban Village:	Multiple

This project will design and construct a variety of proven countermeasures that are heavily concentrated in our most disadvantaged and disinvested communities. The project focuses on high-impact safety improvements such as an upgraded bicycle facility, sidewalks, leading pedestrian intervals, upgraded ADA ramps, accessible pedestrian push button signals, marked crosswalks, and traffic calming tools like speed cushions.

Resources	LTD Actuals	2024 Revised	2025	2026	2027	2028	2029	2030	Total
Federal Grant Funds	-	2,454	8,000	12,000	3,200	-	-	-	25,654
Real Estate Excise Tax II	-	11	-	-	-	-	-	-	11
Vehicle License Fees (2023)	-	1,989	2,017	2,045	431	-	-	-	6,482
Total:	-	4,454	10,017	14,045	3,631	-	-	-	32,147

Fund Appropriations / Allocations *	LTD Actuals	2024 Revised	2025	2026	2027	2028	2029	2030	Total
REET II Capital Fund	-	11	-	-	-	-	-	-	11
Transportation Benefit District Fund	-	1,989	2,017	2,045	431	-	-	-	6,482
Transportation Fund	-	2,454	8,000	12,000	3,200	-	-	-	25,654
Total:	-	4,454	10,017	14,045	3,631	-	-	-	32,147

O&M Impacts: SDOT has individual project budgets for the maintenance of painted markings, signage, signals, bridges and roadway structures, urban forestry, and sidewalks and pavement; these budgets are constrained by the availability of transportation specific and general funds. The SDOT Asset Management website (<https://www.seattle.gov/transportation/about-sdot/asset-management>) provides unconstrained operational cost forecasting by asset type, typical lifecycle and average maintenance cost ranges.

SDOT ADA Program

Project No:	MC-TR-C057	BSL Code:	BC-TR-19003
Project Type:	Ongoing	BSL Name:	Mobility-Capital
Project Category:	Improved Facility	Location:	Citywide
Current Project Stage:	N/A	Council District:	Multiple
Start/End Date:	N/A	Neighborhood District:	Multiple
Total Project Cost:	N/A	Urban Village:	Multiple

This program is responsible for prioritizing and constructing curb ramps and accessible pedestrian signals (APS) and improving access to city facilities for those living with disabilities.

Resources	LTD Actuals	2024 Revised	2025	2026	2027	2028	2029	2030	Total
Commercial Parking Tax	73	-	-	-	-	-	-	-	73
Drainage and Wastewater Rates	86	(52)	-	-	-	-	-	-	34
Multimodal Funds	350	-	-	-	-	-	-	-	350
Real Estate Excise Tax I	-	1,518	-	-	-	-	-	-	1,518
Real Estate Excise Tax II	10,271	2,735	241	293	347	403	461	520	15,271
School Camera Ticket Revenues	8,099	2,078	6,697	6,931	7,174	7,425	7,685	7,954	54,042
State Gas Taxes - Arterial City Street Fund	-	-	-	-	-	-	-	-	-
State Gas Taxes - City Street Fund	1,078	-	277	287	297	308	318	329	2,894
Street Use Fees	231	(231)	-	-	-	-	-	-	-
Street Vacations - SVF	-	-	-	-	-	-	-	-	-
Traffic Enforcement Camera Revenue	-	-	2,038	2,038	2,038	2,038	2,038	2,038	12,228
Transportation Move Seattle Levy - Lid Lift	39,540	9,114	-	-	-	-	-	-	48,654
User Fees	269	231	-	-	-	-	-	-	500
Vehicle License Fees (2021)	488	677	-	-	-	-	-	-	1,165
Vehicle Licensing Fees	2,460	1,117	-	28	56	86	116	148	4,011
Water Rates	43	31	-	-	-	-	-	-	74
Total:	62,987	17,217	9,253	9,577	9,912	10,260	10,618	10,989	140,814
Fund Appropriations / Allocations *	LTD Actuals	2024 Revised	2025	2026	2027	2028	2029	2030	Total
Move Seattle Levy Fund	39,540	9,114	-	-	-	-	-	-	48,654
REET I Capital Fund	-	1,518	-	-	-	-	-	-	1,518
REET II Capital Fund	10,271	2,735	241	293	347	403	461	520	15,271
School Safety Traffic and Pedestrian Improvement Fund	8,099	2,078	6,697	6,931	7,174	7,425	7,685	7,954	54,042
Transportation Benefit District Fund	2,948	1,794	-	28	56	86	116	148	5,175
Transportation Fund	2,130	(21)	2,315	2,325	2,335	2,346	2,356	2,367	16,153
Total:	62,987	17,217	9,253	9,577	9,912	10,260	10,618	10,989	140,814

Unsecured Funding Strategy: Funding for this program beyond 2024 is dependent upon a future voter approved levy.

O&M Impacts: SDOT has individual project budgets for the maintenance of painted markings, signage, signals, bridges and roadway structures, urban forestry, and sidewalks and pavement; these budgets are constrained by the availability of transportation specific and general funds. The SDOT Asset Management website (<https://www.seattle.gov/transportation/about-sdot/asset-management>) provides unconstrained operational cost forecasting by asset type, typical lifecycle and average maintenance cost ranges.

Seattle Transportation Benefit District - Capital Improvements

Project No:	MC-TR-C097	BSL Code:	BC-TR-19003
Project Type:	Ongoing	BSL Name:	Mobility-Capital
Project Category:	Improved Facility	Location:	Citywide
Current Project Stage:	N/A	Council District:	Citywide
Start/End Date:	N/A	Neighborhood District:	Multiple
Total Project Cost:	N/A	Urban Village:	Multiple

This program funds projects improving transit reliability, safety, and passenger amenities which occur along transit routes or at stops that serve the Urban Centers and Villages across the Seattle. The program will provide transit reliability improvements allowing the people of Seattle to more quickly, effectively and safely travel via transit to, through, and between Urban Centers and Villages.

Resources	LTD Actuals	2024 Revised	2025	2026	2027	2028	2029	2030	Total
	(67)	-	-	-	-	-	-	-	(67)
Vehicle License Fees \$60 & 0.1% Sales Tax	4,862	1,299	-	-	-	-	-	-	6,161
Vehicle Licensing Fees	2	(2)	-	-	-	-	-	-	-
Total:	4,796	1,297	-	-	-	-	-	-	6,094
Fund Appropriations / Allocations *	LTD Actuals	2024 Revised	2025	2026	2027	2028	2029	2030	Total
Transportation Benefit District Fund	4,796	1,297	-	-	-	-	-	-	6,094
Total:	4,796	1,297	-	-	-	-	-	-	6,094

O&M Impacts: SDOT has individual project budgets for the maintenance of painted markings, signage, signals, bridges and roadway structures, urban forestry, and sidewalks and pavement; these budgets are constrained by the availability of transportation specific and general funds. The SDOT Asset Management website (<https://www.seattle.gov/transportation/about-sdot/asset-management>) provides unconstrained operational cost forecasting by asset type, typical lifecycle and average maintenance cost ranges.

Seattle Transportation Benefit District - Transit Improvements

Project No:	MC-TR-C108	BSL Code:	BC-TR-19003
Project Type:	Ongoing	BSL Name:	Mobility-Capital
Project Category:	Improved Facility	Location:	Multiple
Current Project Stage:	N/A	Council District:	Multiple
Start/End Date:	N/A	Neighborhood District:	Multiple
Total Project Cost:	N/A	Urban Village:	Multiple

This program funds infrastructure maintenance and capital improvements to maximize the efficiency of transit operations, including enhancements to transit reliability, passenger amenities, transit street pavement maintenance, and reliability of transit service operated by King County Metro within the City of Seattle.

Resources	LTD Actuals	2024 Revised	2025	2026	2027	2028	2029	2030	Total
City Light Fund Revenues	-	635	-	-	-	-	-	-	635
Drainage and Wastewater Rates	-	13	-	-	-	-	-	-	13
Transportation Sales Tax	11,638	17,621	13,121	6,692	11,000	-	-	-	60,072
Total:	11,638	18,270	13,121	6,692	11,000	-	-	-	60,720
Fund Appropriations / Allocations *	LTD Actuals	2024 Revised	2025	2026	2027	2028	2029	2030	Total
Transportation Benefit District Fund	11,637	17,622	13,121	6,692	11,000	-	-	-	60,072
Transportation Fund	-	648	-	-	-	-	-	-	649
Total:	11,638	18,270	13,121	6,692	11,000	-	-	-	60,720

O&M Impacts: SDOT has individual project budgets for the maintenance of painted markings, signage, bridges and roadway structures, urban forestry, sidewalks and pavement; these budgets are constrained by the availability of transportation specific and general funds. The SDOT Asset Management website (<https://www.seattle.gov/transportation/about-sdot/asset-management>) provides unconstrained operational cost forecasting by asset type, typical lifecycle and average maintenance cost ranges.

Seawall Maintenance

Project No:	MC-TR-C098	BSL Code:	BC-TR-19001
Project Type:	Ongoing	BSL Name:	Major Maintenance/Replacement
Project Category:	Rehabilitation or Restoration	Location:	Alaskan Way
Current Project Stage:	N/A	Council District:	Council District 7
Start/End Date:	N/A	Neighborhood District:	Downtown
Total Project Cost:	N/A	Urban Village:	Multiple

This project will provide critical ongoing structural maintenance of the Elliott Bay Seawall. The Seawall project has new features to maintain and the City, as part of its permit obligations, has committed to monitoring the performance of the habitat features over the next ten years and taking adaptive measures if performance goals are not met.

Resources	LTD Actuals	2024 Revised	2025	2026	2027	2028	2029	2030	Total
Commercial Parking Tax	1,110	3	253	306	314	407	407	407	3,206
Real Estate Excise Tax II	1,087	28	-	-	-	-	-	-	1,114
Street Vacations - SVF	36	-	-	-	-	-	-	-	36
Total:	2,233	31	253	306	314	407	407	407	4,357
Fund Appropriations / Allocations *	LTD Actuals	2024 Revised	2025	2026	2027	2028	2029	2030	Total
REET II Capital Fund	1,087	28	-	-	-	-	-	-	1,114
Transportation Fund	1,146	3	253	306	314	407	407	407	3,243
Total:	2,233	31	253	306	314	407	407	407	4,357

O&M Impacts: This is a capital maintenance project that reduces the need for O&M by improving asset condition.

Shoreline Street End Program

Project No:	MC-TR-C011	BSL Code:	BC-TR-19003
Project Type:	Ongoing	BSL Name:	Mobility-Capital
Project Category:	Rehabilitation or Restoration	Location:	Various
Current Project Stage:	N/A	Council District:	Council District 7
Start/End Date:	N/A	Neighborhood District:	Multiple
Total Project Cost:	N/A	Urban Village:	Multiple

This project will maintain and improve Seattle’s designated shoreline street ends. Shoreline street ends are community assets, which provide the opportunity for residents and visitors to experience and enjoy Seattle’s shorelines. This project improves public access, protects unique views, and enhances habitat to create long-lasting assets.

Resources	LTD Actuals	2024 Revised	2025	2026	2027	2028	2029	2030	Total
Shoreline Street End Fees	3,756	2,622	783	798	804	989	989	989	11,730
Total:	3,756	2,622	783	798	804	989	989	989	11,730
Fund Appropriations / Allocations *	LTD Actuals	2024 Revised	2025	2026	2027	2028	2029	2030	Total
Transportation Fund	3,756	2,622	783	798	804	989	989	989	11,730
Total:	3,756	2,622	783	798	804	989	989	989	11,730

O&M Impacts: SDOT has individual project budgets for the maintenance of painted markings, signage, signals, bridges and roadway structures, urban forestry, and sidewalks and pavement; these budgets are constrained by the availability of transportation specific and general funds. The SDOT Asset Management website (<https://www.seattle.gov/transportation/about-sdot/asset-management>) provides unconstrained operational cost forecasting by asset type, typical lifecycle and average maintenance cost ranges.

Sidewalk Safety Repair

Project No:	MC-TR-C025	BSL Code:	BC-TR-19001
Project Type:	Ongoing	BSL Name:	Major Maintenance/Replacement
Project Category:	Rehabilitation or Restoration	Location:	Citywide
Current Project Stage:	N/A	Council District:	Multiple
Start/End Date:	N/A	Neighborhood District:	Multiple
Total Project Cost:	N/A	Urban Village:	Multiple

This ongoing project rehabilitates sidewalks damaged by street trees or where there are serious safety concerns as evidenced by claims, service requests, and potential City liability. The project includes opportunities for public/private partnerships with citizens, property owners, and businesses. Asset management principles are used to guide repair needs and establish priorities for maintaining the sidewalk (or walkway), curbs, curb ramps, and in some cases, a filler strip between the sidewalk and curb.

Resources	LTD Actuals	2024 Revised	2025	2026	2027	2028	2029	2030	Total
Commercial Parking Tax	-	-	1,751	1,813	1,876	1,942	2,010	2,080	11,472
Partnership Funds	16	(16)	-	-	-	-	-	-	-
Private Funding/Donations	-	4	-	-	-	-	-	-	4
Real Estate Excise Tax I	44	156	-	-	-	-	-	-	200
Real Estate Excise Tax II	7,792	1,054	2,100	2,100	2,100	2,100	2,100	2,100	21,446
School Camera Ticket Revenues	1,999	1	-	-	-	-	-	-	2,000
State Gas Taxes - City Street Fund	(51)	118	-	-	-	-	-	-	68
Transportation Funding Package - Lid Lift	990	-	-	-	-	-	-	-	990
Transportation Move Seattle Levy - Lid Lift	19,769	3,306	42	-	-	-	-	-	23,117
Vehicle License Fees \$60 & 0.1% Sales Tax	-	444	-	-	-	-	-	-	444
Vehicle License Fees (2021)	1,297	2,228	1,143	1,183	1,225	1,268	1,312	1,358	11,015
Vehicle Licensing Fees	1,517	(1,517)	-	-	-	-	-	-	-
Total:	33,375	5,778	5,037	5,096	5,201	5,310	5,422	5,538	70,756
Fund Appropriations / Allocations *	LTD Actuals	2024 Revised	2025	2026	2027	2028	2029	2030	Total
Bridging The Gap Levy Fund	990	-	-	-	-	-	-	-	990
Move Seattle Levy Fund	19,769	3,306	42	-	-	-	-	-	23,117
REET I Capital Fund	44	156	-	-	-	-	-	-	200
REET II Capital Fund	7,792	1,054	2,100	2,100	2,100	2,100	2,100	2,100	21,446
School Safety Traffic and Pedestrian Improvement Fund	1,999	1	-	-	-	-	-	-	2,000
Transportation Benefit District Fund	2,814	1,155	1,143	1,183	1,225	1,268	1,312	1,358	11,459
Transportation Fund	(34)	106	1,751	1,813	1,876	1,942	2,010	2,080	11,544
Total:	33,375	5,778	5,037	5,096	5,201	5,310	5,422	5,538	70,756

Unsecured Funding Strategy: Funding for this program beyond 2024 is dependent upon a future voter approved levy.

O&M Impacts: This is a capital maintenance project that reduces the need for O&M by improving asset condition.

Signal Major Maintenance

Project No:	MC-TR-C026	BSL Code:	BC-TR-19001
Project Type:	Ongoing	BSL Name:	Major Maintenance/Replacement
Project Category:	Rehabilitation or Restoration	Location:	Citywide
Current Project Stage:	N/A	Council District:	Multiple
Start/End Date:	N/A	Neighborhood District:	Multiple
Total Project Cost:	N/A	Urban Village:	Multiple

This project addresses major work related to the basic infrastructure at traffic signals such as poles, span wires, mast arms, wiring, equipment interconnectivity, video equipment and cabinets to improve and upgrade the traffic signal system. The project also is used for replacement of signal cabinets. The expected life of a signal is 30 years; currently there are more than 1,100 signals within the City.

Resources	LTD Actuals	2024 Revised	2025	2026	2027	2028	2029	2030	Total
Commercial Parking Tax	2,828	149	1,058	1,095	1,833	2,598	3,388	4,207	17,156
Developer Mitigation	137	104	-	-	-	-	-	-	241
General Fund	(2)	2	-	-	-	-	-	-	-
Real Estate Excise Tax II	1,013	-	-	-	-	-	-	-	1,013
Transportation Move Seattle Levy - Lid Lift	8,994	1,978	132	-	-	-	-	-	11,105
Vehicle License Fees \$60 & 0.1% Sales Tax	508	142	-	-	-	-	-	-	650
Vehicle Licensing Fees	2	(2)	-	-	-	-	-	-	-
Total:	13,480	2,373	1,190	1,095	1,833	2,598	3,388	4,207	30,165
Fund Appropriations / Allocations *	LTD Actuals	2024 Revised	2025	2026	2027	2028	2029	2030	Total
General Fund	(2)	2	-	-	-	-	-	-	-
Move Seattle Levy Fund	8,994	1,978	132	-	-	-	-	-	11,105
REET II Capital Fund	1,013	-	-	-	-	-	-	-	1,013
Transportation Benefit District Fund	510	140	-	-	-	-	-	-	650
Transportation Fund	2,966	253	1,058	1,095	1,833	2,598	3,388	4,207	17,397
Total:	13,480	2,373	1,190	1,095	1,833	2,598	3,388	4,207	30,165

Unsecured Funding Strategy: Funding for this program beyond 2024 is dependent upon a future voter approved levy.

O&M Impacts: This is a capital maintenance project that reduces the need for O&M by improving asset condition.

Sound Transit - East Link

Project No:	MC-TR-C004	BSL Code:	BC-TR-19003
Project Type:	Discrete	BSL Name:	Mobility-Capital
Project Category:	New Facility	Location:	Citywide
Current Project Stage:	Stage 5 - Construction	Council District:	Multiple
Start/End Date:	2011 - 2025	Neighborhood District:	Multiple
Total Project Cost:	\$993	Urban Village:	Multiple

This project provides design review, permitting, and construction support services for the Sound Transit East Link Extension project. It will provide a connection from the Eastside to downtown Seattle, Sea-Tac Airport and the University of Washington. Ten stations will serve Seattle, Mercer Island, Bellevue, Bel-Red and Overlake in Redmond.

Resources	LTD Actuals	2024 Revised	2025	2026	2027	2028	2029	2030	Total
Port of Seattle Funds	49	(49)	-	-	-	-	-	-	-
Sound Transit Funds	633	360	-	-	-	-	-	-	993
Total:	681	311	-	-	-	-	-	-	993
Fund Appropriations / Allocations *	LTD Actuals	2024 Revised	2025	2026	2027	2028	2029	2030	Total
Transportation Fund	681	311	-	-	-	-	-	-	993
Total:	681	311	-	-	-	-	-	-	993

O&M Impacts: This project provides SDOT support to Sound Transit, who will own the light rail asset. SDOT has individual project budgets for the maintenance of painted markings, signage, signals, bridges and roadway structures, urban forestry, and sidewalks and pavement; these budgets are constrained by the availability of transportation specific and general funds. The SDOT Asset Management website (<https://www.seattle.gov/transportation/about-sdot/asset-management>) provides unconstrained operational cost forecasting by asset type, typical lifecycle and average maintenance cost ranges.

Sound Transit 3

Project No:	MC-TR-C088	BSL Code:	BC-TR-19003
Project Type:	Discrete	BSL Name:	Mobility-Capital
Project Category:	New Facility	Location:	Various
Current Project Stage:	Stage 3 - Design	Council District:	Multiple
Start/End Date:	2016 - 2039	Neighborhood District:	Multiple
Total Project Cost:		Urban Village:	Multiple

This program funds the City of Seattle's support for and coordination with Sound Transit on the West Seattle and Ballard Link Extensions. Work includes review of planning, environmental, and design materials, as well as permit review for the projects.

Resources	LTD Actuals	2024 Revised	2025	2026	2027	2028	2029	2030	Total
Commercial Parking Tax	572	128	-	-	-	-	-	-	699
General Fund	51	-	-	-	-	-	-	-	51
Internal Service Fees and Allocations, Outside Funding Partners	40	-	-	-	-	-	-	-	40
Port of Seattle Funds	279	-	-	-	-	-	-	-	279
Real Estate Excise Tax II	2,392	1,815	-	1,530	-	1,900	-	-	7,637
Sound Transit Funds	2,389	5,046	3,935	3,575	3,715	3,900	3,900	3,900	30,360
Street Use Fees	289	185	4,718	2,866	4,764	2,866	2,866	2,866	21,420
Street Vacations - SVF	1,139	104	-	-	-	-	-	-	1,243
User Fees	2,454	1,817	-	-	-	-	-	-	4,271
Vehicle Licensing Fees	2,615	2,690	-	115	234	358	358	-	6,369
Total:	12,221	11,784	8,653	8,086	8,712	9,024	7,124	6,766	72,371
Fund Appropriations / Allocations *	LTD Actuals	2024 Revised	2025	2026	2027	2028	2029	2030	Total
General Fund	51	-	-	-	-	-	-	-	51
REET II Capital Fund	2,392	1,815	-	1,530	-	1,900	-	-	7,637
Transportation Benefit District Fund	2,615	2,690	-	115	234	358	358	-	6,369
Transportation Fund	7,163	7,279	8,653	6,441	8,479	6,766	6,766	6,766	58,313
Total:	12,221	11,784	8,653	8,086	8,712	9,024	7,124	6,766	72,371

O&M Impacts: This project provides SDOT support to Sound Transit, who will own the light rail asset. SDOT has individual project budgets for the maintenance of painted markings, signage, signals, bridges and roadway structures, urban forestry, and sidewalks and pavement; these budgets are constrained by the availability of transportation specific and general funds. The SDOT Asset Management website (<https://www.seattle.gov/transportation/about-sdot/asset-management>) provides unconstrained operational cost forecasting by asset type, typical lifecycle and average maintenance cost ranges.

Sound Transit North Link

Project No:	MC-TR-C027	BSL Code:	BC-TR-19003
Project Type:	Discrete	BSL Name:	Mobility-Capital
Project Category:	New Facility	Location:	Various
Current Project Stage:	Stage 6 - Closeout	Council District:	Multiple
Start/End Date:	2011 - 2025	Neighborhood District:	Multiple
Total Project Cost:	\$2,100	Urban Village:	Multiple

This project provides design review, permitting, and construction support services for the Sound Transit North Link project (University District to Northgate). The 4.3-mile line includes stations at Northgate, the Roosevelt neighborhood, and the University District.

Resources	LTD Actuals	2024 Revised	2025	2026	2027	2028	2029	2030	Total
Port of Seattle Funds	273	-	-	-	-	-	-	-	273
Sound Transit Funds	1,502	330	-	-	-	-	-	-	1,832
Total:	1,775	330	-	-	-	-	-	-	2,105
Fund Appropriations / Allocations *	LTD Actuals	2024 Revised	2025	2026	2027	2028	2029	2030	Total
Transportation Fund	1,775	330	-	-	-	-	-	-	2,105
Total:	1,775	330	-	-	-	-	-	-	2,105

O&M Impacts: This project provides SDOT support to Sound Transit, who will own the light rail asset. SDOT has individual project budgets for the maintenance of painted markings, signage, signals, bridges and roadway structures, urban forestry, and sidewalks and pavement; these budgets are constrained by the availability of transportation specific and general funds. The SDOT Asset Management website (<https://www.seattle.gov/transportation/about-sdot/asset-management>) provides unconstrained operational cost forecasting by asset type, typical lifecycle and average maintenance cost ranges.

SPU Drainage Partnership - Broadview Pedestrian Improvements

Project No:	MC-TR-C036	BSL Code:	BC-TR-19003
Project Type:	Discrete	BSL Name:	Mobility-Capital
Project Category:	Improved Facility	Location:	Various
Current Project Stage:	Stage 5 - Construction	Council District:	Council District 5
Start/End Date:	2016 - 2024	Neighborhood District:	Northwest
Total Project Cost:	\$9,044	Urban Village:	Bitter Lake Village

This project funding will be used to install pedestrian improvements as part of SPU's larger Broadview Sewer and Drainage Improvement project. The Broadview sewer system was built in the 1950's and cannot handle the combination of additional flow from the homes and business that have developed since then and the additional storm water that is entering the system from downspouts directly connected to the sewer system as well as additional storm water entering through deteriorated pipes. This area is also lacking conventional sidewalks and would benefit from pedestrian improvements. The overall project goal is to reduce the potential for sewer backups and surface flooding for the Broadview neighborhood while improving the pedestrian environments.

Resources	LTD Actuals	2024 Revised	2025	2026	2027	2028	2029	2030	Total
Federal Grant Funds	-	1,000	-	-	-	-	-	-	1,000
School Camera Ticket Revenues	12	778	-	-	-	-	-	-	790
Transportation Move Seattle Levy - Lid Lift	7,392	(232)	-	-	-	-	-	-	7,160
Water Rates	77	17	-	-	-	-	-	-	94
Total:	7,481	1,563	-	-	-	-	-	-	9,044
Fund Appropriations / Allocations *	LTD Actuals	2024 Revised	2025	2026	2027	2028	2029	2030	Total
Move Seattle Levy Fund	7,392	(232)	-	-	-	-	-	-	7,160
School Safety Traffic and Pedestrian Improvement Fund	12	778	-	-	-	-	-	-	790
Transportation Fund	77	1,017	-	-	-	-	-	-	1,094
Total:	7,481	1,563	-	-	-	-	-	-	9,044

O&M Impacts: This is a capital maintenance project that reduces the need for O&M by improving asset condition.

SPU Drainage Partnership - South Park

Project No:	MC-TR-C054	BSL Code:	BC-TR-19001
Project Type:	Discrete	BSL Name:	Major Maintenance/Replacement
Project Category:	Rehabilitation or Restoration	Location:	TBD
Current Project Stage:	Stage 6 - Closeout	Council District:	Council District 1
Start/End Date:	2016 - 2024	Neighborhood District:	Greater Duwamish
Total Project Cost:	\$8,901	Urban Village:	South Park

This funding will be used to partner with SPU's South Park Drainage Improvement projects. SPU is planning to install a pump station to control flooding in the South Park area. However, that alone will not control flooding. Many streets in the area are in poor condition and don't have a street drainage collection system. This funding will allow SPU and SDOT to partner to install the needed collection systems and repair the deteriorated roads.

Resources	LTD Actuals	2024 Revised	2025	2026	2027	2028	2029	2030	Total
Transportation Move Seattle Levy - Lid Lift	7,650	990	-	-	-	-	-	-	8,640
Total:	7,650	990	-	-	-	-	-	-	8,640
Fund Appropriations / Allocations *	LTD Actuals	2024 Revised	2025	2026	2027	2028	2029	2030	Total
Move Seattle Levy Fund	7,650	990	-	-	-	-	-	-	8,640
Total:	7,650	990	-	-	-	-	-	-	8,640

O&M Impacts: This is a capital maintenance project that reduces the need for O&M by improving asset condition.

* Funds are appropriated through the Adopted Budget at the Budget Summary Level. All Amounts shown above are in thousands of dollars

SR-520 Project

Project No:	MC-TR-C087	BSL Code:	BC-TR-19002
Project Type:	Discrete	BSL Name:	Major Projects
Project Category:	New Investment	Location:	SR-520
Current Project Stage:		Council District:	Multiple
Start/End Date:	2002 - 2026	Neighborhood District:	East District
Total Project Cost:		Urban Village:	Multiple

This project provides policy, planning, and technical analysis support to the Washington Department of Transportation's SR-520 project. This regional project includes the replacement of the SR-520 bridge with a six-lane bridge, new freeway interchanges at Montlake Boulevard and Lake Washington Boulevard, and other improvements.

Resources	LTD Actuals	2024 Revised	2025	2026	2027	2028	2029	2030	Total
General Fund	33	-	-	-	-	-	-	-	33
Partnership - WSDOT	8,377	7,207	1,516	-	-	-	-	-	17,100
Private Funding/Donations	543	-	-	-	-	-	-	-	543
Real Estate Excise Tax I	54	-	-	-	-	-	-	-	54
Sound Transit Funds	-	-	-	-	-	-	-	-	-
State Gas Taxes - City Street Fund	1,200	383	125	125	125	125	125	125	2,333
Street Vacations - SVF	54	105	-	-	-	-	-	-	159
Transportation Funding Package - Parking Tax	-	-	-	-	-	-	-	-	-
Vehicle Licensing Fees	60	-	-	-	-	-	-	-	60
Total:	10,322	7,695	1,641	125	125	125	125	125	20,283
Fund Appropriations / Allocations *	LTD Actuals	2024 Revised	2025	2026	2027	2028	2029	2030	Total
General Fund	33	-	-	-	-	-	-	-	33
REET I Capital Fund	54	-	-	-	-	-	-	-	54
Transportation Benefit District Fund	60	-	-	-	-	-	-	-	60
Transportation Fund	10,175	7,695	1,641	125	125	125	125	125	20,136
Total:	10,322	7,695	1,641	125	125	125	125	125	20,283

O&M Impacts: SDOT has individual project budgets for the maintenance of painted markings, signage, signals, bridges and roadway structures, urban forestry, and sidewalks and pavement; these budgets are constrained by the availability of transportation specific and general funds. The SDOT Asset Management website (<https://www.seattle.gov/transportation/about-sdot/asset-management>) provides unconstrained operational cost forecasting by asset type, typical lifecycle and average maintenance cost ranges. For SDOT, the annual O&M cost to support new City-owned and maintained infrastructure built by the next major phase of the SR-520 program is estimated at \$56,000. The SR-520 program will also replace existing City infrastructure, such as new street and sidewalk pavement, which will reduce SDOT annual O&M costs in the near term.

Structures Major Maintenance

Project No:	MC-TR-C112	BSL Code:	BC-TR-19001
Project Type:	Ongoing	BSL Name:	Major Maintenance/Replacement
Project Category:	Rehabilitation or Restoration	Location:	Citywide
Current Project Stage:	N/A	Council District:	
Start/End Date:	N/A	Neighborhood District:	Multiple
Total Project Cost:	N/A	Urban Village:	Multiple

This ongoing program provides for major maintenance and rehabilitation of the City's bridges and structural assets maintained by SDOT's Roadway Structures Division. Examples of improvements that could be funded by this project include: electrical and mechanical upgrades of moveable bridge operating and control systems, repair of concrete and steel structures, and site protection of bridge facilities.

Resources	LTD Actuals	2024 Revised	2025	2026	2027	2028	2029	2030	Total
Commercial Parking Tax	152	63	2,900	2,900	2,900	2,900	2,900	2,900	17,615
Federal Grant Funds	-	7,503	-	-	-	-	-	-	7,503
General Fund	6	4,324	-	-	-	-	-	-	4,330
Real Estate Excise Tax I	1,270	265	-	-	-	-	-	-	1,535
Real Estate Excise Tax II	3,303	193	-	-	-	5,250	-	-	8,746
Vehicle License Fees (2021)	540	310	-	-	-	-	-	-	850
Vehicle License Fees (2023)	-	959	2,017	2,045	2,045	2,045	2,045	-	11,156
Vehicle Licensing Fees	246	(246)	-	-	-	-	-	-	-
Total:	5,518	13,370	4,917	4,945	4,945	10,195	4,945	2,900	51,735
Fund Appropriations / Allocations *	LTD Actuals	2024 Revised	2025	2026	2027	2028	2029	2030	Total
General Fund	6	4,324	-	-	-	-	-	-	4,330
REET I Capital Fund	1,270	265	-	-	-	-	-	-	1,535
REET II Capital Fund	3,303	193	-	-	-	5,250	-	-	8,746
Transportation Benefit District Fund	786	1,023	2,017	2,045	2,045	2,045	2,045	-	12,006
Transportation Fund	152	7,565	2,900	2,900	2,900	2,900	2,900	2,900	25,118
Total:	5,518	13,370	4,917	4,945	4,945	10,195	4,945	2,900	51,735

O&M Impacts: This is a capital maintenance project that reduces the need for O&M by improving asset condition.

Thomas Street Redesign

Project No:	MC-TR-C105	BSL Code:	BC-TR-19003
Project Type:	Discrete	BSL Name:	Mobility-Capital
Project Category:	Improved Facility	Location:	Thomas St. from 5th Ave N to Dexter Ave N
Current Project Stage:	Stage 5 - Construction	Council District:	Council District 7
Start/End Date:	2020 - 2026	Neighborhood District:	
Total Project Cost:	\$10,491	Urban Village:	Uptown

Thomas St Redefined will implement planned improvements between Taylor Ave N and Dexter Ave N, and along Taylor Ave N adjacent to the Seattle City Light Substation. Phase 1 includes all required Seattle City Light frontage improvements adjacent to the substation, a new multiuse path with landscape buffers, a dedicated pedestrian sidewalk with significant landscaping, new street trees, new pedestrian lighting, new street lighting and interim improvements of a bike lane and plaza between 5th Ave N and Taylor Ave N. Phase 2 will transform the interim improvements into permanent improvements.

Resources	LTD Actuals	2024 Revised	2025	2026	2027	2028	2029	2030	Total
City Arena Transportation Funds	-	272	-	-	-	-	-	-	272
City Light Fund Revenues	268	2,844	-	-	-	-	-	-	3,111
General Fund	28	-	-	-	-	-	-	-	28
Landscape Conservation & Local Infrastructure Program	1,313	277	-	-	-	-	-	-	1,590
Real Estate Excise Tax I	804	(178)	-	-	-	-	-	-	626
Real Estate Excise Tax II	251	(86)	-	-	-	-	-	-	165
State Gas Taxes - Arterial City Street Fund	342	169	-	-	-	-	-	-	511
State Gas Taxes - City Street Fund	258	-	-	-	-	-	-	-	258
Street Vacations - SVF	-	928	-	-	-	-	-	-	928
Water Rates	-	95	-	-	-	-	-	-	95
Total:	3,263	4,321	-	-	-	-	-	-	7,584
Fund Appropriations / Allocations *	LTD Actuals	2024 Revised	2025	2026	2027	2028	2029	2030	Total
General Fund	28	-	-	-	-	-	-	-	28
REET I Capital Fund	804	(178)	-	-	-	-	-	-	626
REET II Capital Fund	251	(86)	-	-	-	-	-	-	165
Transportation Fund	2,181	4,585	-	-	-	-	-	-	6,766
Total:	3,263	4,321	-	-	-	-	-	-	7,584

O&M Impacts: SDOT has individual project budgets for the maintenance of painted markings, signage, signals, bridges and roadway structures, urban forestry, and sidewalks and pavement; these budgets are constrained by the availability of transportation specific and general funds. The SDOT Asset Management website (<https://www.seattle.gov/transportation/about-sdot/asset-management>) provides unconstrained operational cost forecasting by asset type, typical life cycle and average maintenance cost ranges.

Transit Corridor Improvements

Project No:	MC-TR-C029	BSL Code:	BC-TR-19003
Project Type:	Ongoing	BSL Name:	Mobility-Capital
Project Category:	Improved Facility	Location:	Citywide
Current Project Stage:	N/A	Council District:	Multiple
Start/End Date:	N/A	Neighborhood District:	Multiple
Total Project Cost:	N/A	Urban Village:	Multiple

This program implements multimodal projects which improve transit reliability, access, safety, and convenience. The program focuses on corridors and projects identified in the Transit Master Plan. Funding from Move Seattle Levy and other local funding sources are used to leverage partnership opportunities.

Resources	LTD Actuals	2024 Revised	2025	2026	2027	2028	2029	2030	Total
City Light Fund Revenues	7	-	-	-	-	-	-	-	7
Commercial Parking Tax	1,666	-	-	-	-	-	-	-	1,666
Developer Mitigation	230	474	-	-	-	-	-	-	704
Drainage and Wastewater Rates	2	-	-	-	-	-	-	-	1
Federal Grant Funds	3,546	-	-	-	-	-	-	-	3,546
Interdepartmental Transfer	(15)	15	-	-	-	-	-	-	-
King County Funds	2,772	316	-	-	-	-	-	-	3,087
LTGO Bond Proceeds	973	-	-	-	-	-	-	-	973
Private Funding/Donations	501	22	-	-	-	-	-	-	523
Real Estate Excise Tax II	-	-	1,250	1,250	1,250	1,250	1,250	1,250	7,500
Sound Transit Funds	7,278	721	-	-	-	-	-	-	8,000
State Grant Funds	8,037	-	-	-	-	-	-	-	8,037
Street Use Fees	-	-	1,250	1,250	1,250	1,250	1,250	1,250	7,500
Transportation Funding Package - Lid Lift	18,908	-	-	-	-	-	-	-	18,908
Transportation Move Seattle Levy - Lid Lift	10,993	4,753	-	-	-	-	-	-	15,746
Vehicle License Fees \$60 & 0.1% Sales Tax	5,832	1,708	-	-	-	-	-	-	7,540
Vehicle Licensing Fees	10,202	1,057	-	1,000	1,000	1,000	-	-	14,259
Water Rates	-	1,043	-	-	-	-	-	-	1,043
Total:	70,931	10,108	2,500	3,500	3,500	3,500	2,500	2,500	99,040
Fund Appropriations / Allocations *	LTD Actuals	2024 Revised	2025	2026	2027	2028	2029	2030	Total
2016 Multipurpose LTGO Bond Fund	973	-	-	-	-	-	-	-	973
Bridging The Gap Levy Fund	18,908	-	-	-	-	-	-	-	18,908
Move Seattle Levy Fund	10,953	4,793	-	-	-	-	-	-	15,746
REET II Capital Fund	-	-	1,250	1,250	1,250	1,250	1,250	1,250	7,500
Transportation Benefit District Fund	16,033	2,766	-	1,000	1,000	1,000	-	-	21,799
Transportation Fund	24,064	2,550	1,250	1,250	1,250	1,250	1,250	1,250	34,114
Total:	70,931	10,108	2,500	3,500	3,500	3,500	2,500	2,500	99,040

Unsecured Funding Strategy: Funding for this program beyond 2024 is dependent upon a future voter approved levy.

O&M Impacts: SDOT has individual project budgets for the maintenance of painted markings, signage, signals, bridges and roadway structures, urban forestry, and sidewalks and pavement; these budgets are constrained by the availability of transportation specific and general funds. The SDOT Asset Management website (<https://www.seattle.gov/transportation/about-sdot/asset-management>) provides unconstrained operational cost forecasting by asset type, typical lifecycle and average maintenance cost ranges.

Urban Design Capital Projects

Project No:	MC-TR-C120	BSL Code:	BC-TR-19003
Project Type:	Ongoing	BSL Name:	Mobility-Capital
Project Category:	Improved Facility	Location:	
Current Project Stage:	N/A	Council District:	Citywide
Start/End Date:	N/A	Neighborhood District:	
Total Project Cost:	N/A	Urban Village:	

This project funds periodic capital improvements made to SDOT infrastructure, including streetscape projects, adaptive streets, public realm projects and other efforts that improve the livability of the urban environment.

Resources	LTD Actuals	2024 Revised	2025	2026	2027	2028	2029	2030	Total
Federal Grant Funds	-	1,427	-	-	-	-	-	-	1,427
Landscape Conservation & Local Infrastructure Program	33	967	-	-	-	-	-	-	1,000
Real Estate Excise Tax II	-	21	-	-	-	-	-	-	21
Sound Transit Funds	-	72	-	-	-	-	-	-	72
State Grant Funds	-	300	-	-	-	-	-	-	300
Street Use Fees	-	120	-	-	-	-	-	-	120
Vehicle License Fees (2021)	-	180	-	-	-	-	-	-	180
Total:	33	3,088	-	-	-	-	-	-	3,121
Fund Appropriations / Allocations *	LTD Actuals	2024 Revised	2025	2026	2027	2028	2029	2030	Total
REET II Capital Fund	-	21	-	-	-	-	-	-	21
Transportation Benefit District Fund	-	180	-	-	-	-	-	-	180
Transportation Fund	33	2,886	-	-	-	-	-	-	2,919
Total:	33	3,088	-	-	-	-	-	-	3,121

O&M Impacts: Operating and Maintenance impacts will be addressed for each improvement as needed.

Urban Forestry Capital Establishment

Project No:	MC-TR-C050	BSL Code:	BC-TR-19001
Project Type:	Ongoing	BSL Name:	Major Maintenance/Replacement
Project Category:	New Investment	Location:	Citywide
Current Project Stage:	N/A	Council District:	Multiple
Start/End Date:	N/A	Neighborhood District:	Multiple
Total Project Cost:	N/A	Urban Village:	Multiple

This project includes funding transferred from other capital projects for trees and landscaping costs. This project is necessary to allow for capital projects to close in a timely way, but to ensure support to complete the three-year establishment for trees and associated planting installed by the project. This project also includes funding from fees paid by developers for the Payment in Lieu of tree planting program established in Ordinance 126821.

Resources	LTD Actuals	2024 Revised	2025	2026	2027	2028	2029	2030	Total
City Light Fund Revenues	-	26	-	-	-	-	-	-	26
Commercial Parking Tax	74	6	450	466	482	499	516	534	3,027
Federal Grant Funds	-	900	-	-	-	-	-	-	900
LTGO Bond Proceeds	9	-	-	-	-	-	-	-	9
Payment in Lieu - Trees	-	132	-	-	-	-	-	-	132
Payroll Expense Tax	-	250	-	-	-	-	-	-	250
Port of Seattle Funds	-	11	-	-	-	-	-	-	11
Real Estate Excise Tax I	84	16	-	-	-	-	-	-	100
Real Estate Excise Tax II	104	110	15	-	-	-	-	-	229
School Camera Ticket Revenues	-	12	-	-	-	-	-	-	12
State Gas Taxes - City Street Fund	19	36	9	9	10	10	10	11	113
Street Vacations - CRSU	317	33	-	-	-	-	-	-	350
Street Vacations - SVF	18	34	-	-	-	-	-	-	52
Trail and Open Space Levy	13	-	-	-	-	-	-	-	13
Transportation Funding Package - Lid Lift	16	-	-	-	-	-	-	-	16
Transportation Move Seattle Levy - Lid Lift	670	1,669	300	-	-	-	-	-	2,640
Transportation Sales Tax	-	17	-	-	-	-	-	-	17
Vehicle License Fees \$60 & 0.1% Sales Tax	-	16	-	-	-	-	-	-	16
Vehicle License Fees (2021)	-	13	-	-	-	-	-	-	13
Vehicle Licensing Fees	-	4	-	-	-	-	-	-	4
Water Rates	32	(32)	-	-	-	-	-	-	-
Total:	1,356	3,252	775	475	492	509	526	545	7,930

* Funds are appropriated through the Adopted Budget at the Budget Summary Level. All Amounts shown above are in thousands of dollars

Fund Appropriations / Allocations *	LTD Actuals	2024 Revised	2025	2026	2027	2028	2029	2030	Total
2008 Parks Levy Fund	13	-	-	-	-	-	-	-	13
2011 Multipurpose LTGO Bond Fund	9	-	-	-	-	-	-	-	9
Bridging The Gap Levy Fund	16	-	-	-	-	-	-	-	16
Move Seattle Levy Fund	670	1,669	300	-	-	-	-	-	2,640
Payroll Expense Tax	-	250	-	-	-	-	-	-	250
REET I Capital Fund	84	16	-	-	-	-	-	-	100
REET II Capital Fund	104	110	15	-	-	-	-	-	229
School Safety Traffic and Pedestrian Improvement Fund	-	12	-	-	-	-	-	-	12
Transportation Benefit District Fund	-	50	-	-	-	-	-	-	50
Transportation Fund	110	1,145	459	475	492	509	526	545	4,261
Unrestricted Cumulative Reserve Fund	350	-	-	-	-	-	-	-	350
Total:	1,356	3,252	775	475	492	509	526	545	7,930

O&M Impacts: This CIP supports urban forestry staff to maintain landscapes installed by SDOT capital projects.

Vision Zero

Project No:	MC-TR-C064	BSL Code:	BC-TR-19003
Project Type:	Ongoing	BSL Name:	Mobility-Capital
Project Category:	Improved Facility	Location:	Citywide
Current Project Stage:	N/A	Council District:	Multiple
Start/End Date:	N/A	Neighborhood District:	Multiple
Total Project Cost:	N/A	Urban Village:	Multiple

Seattle's Vision Zero initiative is aimed at ending traffic deaths and serious injuries on city streets by 2030 through street design, education, engagement, and partnership. At the core of the international Vision Zero movement is the belief that no loss of life is acceptable; that humans make mistakes; and that cities should design a system that accounts for imperfection so that when a crash occurs, it doesn't result in death or injury. This program approaches the challenge of fatal and serious injury crashes from the angle of redesigning streets to emphasize safety, predictability, multimodal mobility, and the potential for human error. It will complete 12-15 corridor safety projects over 9 years to improve safety for all travelers on our highest injury streets. In addition, Vision Zero is focused on taking a proactive, systemwide approach to move toward a safer system for all.

Resources	LTD Actuals	2024 Revised	2025	2026	2027	2028	2029	2030	Total
Commercial Parking Tax	2,371	32	2,900	2,900	2,900	2,900	2,900	2,900	19,803
Federal Grant Funds	2,536	2,444	-	-	-	-	-	-	4,979
General Fund	548	-	-	-	-	-	-	-	548
Real Estate Excise Tax I	998	2,902	-	-	350	-	-	-	4,250
Real Estate Excise Tax II	288	3,014	500	536	205	574	574	574	6,265
State Gas Taxes - City Street Fund	29	-	-	-	-	-	-	-	29
State Grant Funds	437	1,934	-	-	-	-	-	-	2,371
Transportation Funding Package - Lid Lift	62	-	-	-	-	-	-	-	62
Transportation Move Seattle Levy - Lid Lift	20,716	1,633	-	-	-	-	-	-	22,349
Transportation Sales Tax	1,360	-	1,000	1,035	-	-	-	-	3,395
Vehicle License Fees (2021)	2,107	5,484	1,043	1,079	1,117	1,156	1,197	1,239	14,421
Vehicle License Fees (2023)	-	-	-	-	-	431	431	-	862
Total:	31,449	17,444	5,443	5,550	4,572	5,061	5,102	4,713	79,334
Fund Appropriations / Allocations *	LTD Actuals	2024 Revised	2025	2026	2027	2028	2029	2030	Total
Bridging The Gap Levy Fund	62	-	-	-	-	-	-	-	62
General Fund	548	-	-	-	-	-	-	-	548
Move Seattle Levy Fund	20,710	1,639	-	-	-	-	-	-	22,349
REET I Capital Fund	998	2,902	-	-	350	-	-	-	4,250
REET II Capital Fund	288	3,014	500	536	205	574	574	574	6,265
Transportation Benefit District Fund	3,466	5,485	2,043	2,114	1,117	1,587	1,628	1,239	18,678
Transportation Fund	5,378	4,404	2,900	2,900	2,900	2,900	2,900	2,900	27,182
Total:	31,449	17,444	5,443	5,550	4,572	5,061	5,102	4,713	79,334

Unsecured Funding Strategy: SDOT will evaluate deliverables, prioritize and scale projects to the extent feasible, and continue to pursue grant and partnership opportunities to resolve potential funding deficits. Funding for this program beyond 2024 is dependent upon a future voter approved levy.

O&M Impacts: SDOT has individual project budgets for the maintenance of painted markings, signage, signals, bridges and roadway structures, urban forestry, and sidewalks and pavement; these budgets are constrained by the availability of transportation specific and general funds. The SDOT Asset Management website (<https://www.seattle.gov/transportation/about-sdot/asset-management>) provides unconstrained operational cost forecasting by asset type, typical lifecycle and average maintenance cost ranges.

Water Structures

Project No:	MC-TR-C111	BSL Code:	BC-TR-19001
Project Type:	Ongoing	BSL Name:	Major Maintenance/Replacement
Project Category:	Rehabilitation or Restoration	Location:	Various
Current Project Stage:	N/A	Council District:	Council District 6
Start/End Date:	N/A	Neighborhood District:	Ballard
Total Project Cost:	N/A	Urban Village:	Multiple

This project funds the rehabilitation and replacement of SDOT's limited portfolio of piers on Elliot Bay (at Washington St and Madison St) and the Ship Canal (at 37th Ave E and 24th Ave NW).

Resources	LTD Actuals	2024 Revised	2025	2026	2027	2028	2029	2030	Total
Internal Service Fees and Allocations, Outside Funding Partners	77	-	-	-	-	-	-	-	77
Miscellaneous Revenues	-	-	-	-	-	-	-	-	-
Real Estate Excise Tax II	-	200	-	-	-	-	-	-	200
Street Use Fees	2,034	351	-	-	-	-	-	-	2,384
Total:	2,110	551	-	-	-	-	-	-	2,661
Fund Appropriations / Allocations *	LTD Actuals	2024 Revised	2025	2026	2027	2028	2029	2030	Total
REET II Capital Fund	-	200	-	-	-	-	-	-	200
Transportation Fund	2,110	351	-	-	-	-	-	-	2,461
Total:	2,110	551	-	-	-	-	-	-	2,661

O&M Impacts: This is a capital maintenance project that reduces the need for O&M by improving asset condition.

Waterfront Transportation Infrastructure Maintenance

Project No:	MC-TR-C109	BSL Code:	BC-TR-16000
Project Type:	Ongoing	BSL Name:	Central Waterfront
Project Category:	Rehabilitation or Restoration	Location:	Central Waterfront
Current Project Stage:	N/A	Council District:	Multiple
Start/End Date:	N/A	Neighborhood District:	Downtown
Total Project Cost:	N/A	Urban Village:	Downtown

The Waterfront Seattle program is reconstructing existing transportation infrastructure, Alaskan Way and Elliott Way as well as other streets and bridges. It is also building new transportation infrastructure: the Union Street Pedestrian Bridge, Overlook Walk and Pine Street connector. Each of these program elements includes transportation assets such as pavement, sidewalks, ADA ramps, signs, signals, markings and landscapes that will need ongoing maintenance to remain safe and in a state of good repair. This program is a capital maintenance program to keep the new and rebuilt assets in a state of good repair, consistent with long-term maintenance commitments made by the City. It is also intended that this program set aside funds for future asset replacement or rehabilitation as necessary.

Resources	LTD Actuals	2024 Revised	2025	2026	2027	2028	2029	2030	Total
Commercial Parking Tax	-	600	500	600	750	750	750	750	4,700
Real Estate Excise Tax II	-	100	-	-	-	-	-	-	100
Total:	-	700	500	600	750	750	750	750	4,800
Fund Appropriations / Allocations *	LTD Actuals	2024 Revised	2025	2026	2027	2028	2029	2030	Total
REET II Capital Fund	-	100	-	-	-	-	-	-	100
Transportation Fund	-	600	500	600	750	750	750	750	4,700
Total:	-	700	500	600	750	750	750	750	4,800

O&M Impacts: This program is intended to address the on-going maintenance needs of the new or reconstructed transportation assets provided by the Waterfront program.

West Marginal Way Safe Street and Accessibility Improvements

Project No:	MC-TR-C103	BSL Code:	BC-TR-19003
Project Type:	Discrete	BSL Name:	Mobility-Capital
Project Category:	New Facility	Location:	West Marginal Way SW and SW Alaska St
Current Project Stage:	Stage 2 - Initiation, Project Definition, & Planning	Council District:	Council District 1
Start/End Date:	2020 - 2024	Neighborhood District:	Not in a Neighborhood District
Total Project Cost:	\$3,300	Urban Village:	Not in an Urban Village

This project will implement rail crossing improvements, street crossing improvements, and sidewalk connections in the vicinity of West Marginal Way SW and SW Alaska St. Funding for the project in 2020 (\$750,000) is intended project design and agency coordination with the BNSF Railway.

Resources	LTD Actuals	2024 Revised	2025	2026	2027	2028	2029	2030	Total
LTGO Bond Proceeds	1,929	871	-	-	-	-	-	-	2,800
Real Estate Excise Tax II	79	421	-	-	-	-	-	-	500
Total:	2,008	1,292	-	-	-	-	-	-	3,300
Fund Appropriations / Allocations *	LTD Actuals	2024 Revised	2025	2026	2027	2028	2029	2030	Total
2021 West Seattle Bridge Repair LTGO Bond Fund	1,531	119	-	-	-	-	-	-	1,650
2022 Multipurpose LTGO Bond Fund	399	751	-	-	-	-	-	-	1,150
REET II Capital Fund	79	421	-	-	-	-	-	-	500
Total:	2,008	1,292	-	-	-	-	-	-	3,300

Unsecured Funding Strategy: Funding for this project may depend upon the availability of grants or identification of new/incremental revenue sources.

O&M Impacts: SDOT has individual project budgets for the maintenance of painted markings, signage, signals, bridges and roadway structures, urban forestry, and sidewalks and pavement; these budgets are constrained by the availability of transportation specific and general funds. The SDOT Asset Management website (<https://www.seattle.gov/transportation/about-sdot/asset-management>) provides unconstrained operational cost forecasting by asset type, typical lifecycle and average maintenance cost ranges.

West Seattle Bridge Immediate Response

Project No:	MC-TR-C110	BSL Code:	BC-TR-19001
Project Type:	Discrete	BSL Name:	Major Maintenance/Replacement
Project Category:	Rehabilitation or Restoration	Location:	West Seattle Bridge Spanning the Duwamish
Current Project Stage:	Stage 5 - Construction	Council District:	Multiple
Start/End Date:	2020 - 2025	Neighborhood District:	Greater Duwamish
Total Project Cost Range:	134,217 - 158,888	Urban Village:	Not in an Urban Village

This CIP funds the West Seattle Bridge Program, including broad community engagement efforts and the Reconnect West Seattle multimodal strategy. The capital delivery components include emergency repairs and bridge stabilization work, high bridge and low bridge rehabilitation, low bridge improvements, and high bridge replacement planning. In parallel, this CIP funds a broad multimodal capital strategy (Reconnect West Seattle) to accommodate cross-Duwamish travel that formerly used the high bridge in partnership with King County Metro, Sound Transit, WSDOT, Washington State Ferries, BNSF, the Port of Seattle, other state and federal agencies, private mobility providers, large employers, and the general public.

Resources	LTD Actuals	2024 Revised	2025	2026	2027	2028	2029	2030	Total
City Light Fund Revenues	164	409	-	-	-	-	-	-	573
Drainage and Wastewater Rates	-	21	-	-	-	-	-	-	21
Federal Grant Funds	30,809	6,958	-	-	-	-	-	-	37,767
LTGO Bond Proceeds	72,455	8,657	-	-	-	-	-	-	81,112
Partnership Funds	744	-	-	-	-	-	-	-	744
Port of Seattle Funds	9,000	-	-	-	-	-	-	-	9,000
Vehicle License Fees \$60 & 0.1% Sales Tax	4,542	-	-	-	-	-	-	-	4,542
Total:	117,714	16,044	-	-	-	-	-	-	133,759
Fund Appropriations / Allocations *	LTD Actuals	2024 Revised	2025	2026	2027	2028	2029	2030	Total
2021 West Seattle Bridge Repair LTGO Bond Fund	64,966	8,597	-	-	-	-	-	-	73,564
2022 Multipurpose LTGO Bond Fund	7,603	60	-	-	-	-	-	-	7,663
Transportation Benefit District Fund	4,542	-	-	-	-	-	-	-	4,542
Transportation Fund	40,603	7,387	-	-	-	-	-	-	47,990
Total:	117,714	16,044	-	-	-	-	-	-	133,759

Financial Planning Strategy: SDOT and CBO continue to evaluate the funding strategy for the repair and replacement of the West Seattle Bridge. The initial funding will be LTGO bonds, with the debt service paid for by Real Estate Excise Tax. SDOT will work to identify potential partnership funding.

O&M Impacts: O&M Costs are still being evaluated.

Seattle City Light

Overview

Seattle City Light (City Light) is a municipally owned electric utility that operates as a department of the City of Seattle. The utility serves a population of approximately 961,000 people living in a 131 square-mile area, which includes the city of Seattle and several adjoining jurisdictions. To serve these customers, City Light owns, maintains, and operates a multi-billion-dollar physical plant. The physical plant includes:

- A power generation system consisting of seven hydroelectric plants on the Pend Oreille, Skagit, Cedar, and Tolt rivers with a combined capacity of approximately 2,000 megawatts.
- 667 miles of high-voltage transmission lines.
- A distribution system with 16 major substations and more than 2,500 miles of overhead and underground cable.
- A state-of-the-art System Operations Center coordinating the City’s electric system.
- Billing and metering technology tracking over 493,000 accounts.

City Light’s Capital Improvement Program (CIP) is the vehicle for repairing, upgrading, and expanding this infrastructure. With planned spending of \$3 billion over the 2025-2030 timeframe, the CIP funds a variety of maintenance work and improvements to infrastructure assets, safety improvements, mitigation activities, and licensing requirements. Funding for the CIP comes primarily from retail electricity sales, sales of surplus power on the wholesale market, customer connection fees, and the sale of revenue bonds. Federal and state grant funding is also an expected source in this timeframe.

Thematic Priorities

The CIP supports City Light’s core mission of providing customers with affordable, reliable, and environmentally responsible energy services. The CIP considers ongoing operational priorities and business strategies reflected in the utility’s 2025-2030 Strategic Plan update. This includes our commitment to developing our workforce; identifying cost-saving opportunities; investing in infrastructure; incorporating new technologies; and enhancing cyber security. It also includes bold initiatives to meet the challenges ahead, like technology expansions that integrate renewable energy and demand response programs to reduce strain on the grid.

The update continues work on the five business strategies first described in the 2022-2026 Strategic Plan:

- 1. Improve the Customer Experience**
City Light is focused on engaging with our customers and helping employees see the impact of their actions from the customers’ perspective. We are making investments to enhance accessibility, offer new program choices, and better meet our customers’ diverse needs.
- 2. Create Our Energy Future**
Creating our energy future involves responsibly growing demand for clean energy through electrification, investing in access to low-cost carbon-free renewable power, and building and maintaining a smart, resilient, flexible, dynamic, and reliable grid infrastructure. Past budgets added significant funding for electrification and grid modernization in anticipation of federal and state infrastructure grant opportunities.
- 3. Develop Workforce and Organizational Agility**
Our industry is transforming quickly, and so are our customers’ needs. City Light is building an organization that is nimble, adaptive, and responsive by investing in strong change

2025-2030 Adopted Capital Improvement Program

management, workforce development, and new technology resources.

4. Ensure Financial Stewardship and Affordability

To deliver rates that are affordable for all, City Light is leaning into strong fiscal management and new pricing options to help customers manage their energy bills through efficient use of City Light’s products and services.

5. We Power

“We Power” refers to our core mission as a utility – to provide our customers with affordable, reliable, and environmentally responsible energy services. Critical CIP efforts funded in past budgets include Skagit Relicensing and the Accelerated Pole Replacement Program; both initiatives continue in the 2025-2030 Budget.

Notable CIP areas that advance our 2025-2030 Strategic Plan Update and core planning and operational needs include:

Investments to Create Our Energy Future

The CIP includes funding for projects to advance Seattle’s transition away from fossil fuels to achieve a zero-carbon city. Grid modernization investments will update and modernize the distribution system to improve resiliency, add flexibility, and maintain reliability. Projects supporting electrification include large-scale maritime electrification projects, as well as ongoing expansion of electric vehicle charging infrastructure and customer incentive programs. Green energy resource growth will enable projects to develop distributed generation (solar, wind, etc.), energy storage, demand-side management, and other distributed energy resource (DER) technology. Under the Utility Next program, City Light will pursue and leverage grant matching funds for federal and state stimulus dollars to accelerate work across our business strategies.

Technology, Data and Cyber Security

The Utility Technology Roadmap has improvements planned for many foundational technology systems that underpin our system operations and customer interactions. In the initial years, City Light will complete the investments in upgrades to critical systems that support operations, outage management, and the move to a Unified GIS platform. The upgrades of the Geospatial Information System (GIS), Outage Management System (OMS), and the Energy Management System (EMS) will prepare us for the new energy technologies as part of grid transformation. The major upgrade of the Work and Asset Management System (WAMS) is active and will commence a multi-phased approach to moving functions to the cloud with the Work and Asset Cloud application, inventory management, operational device management and ultimately the mobile workforce. Data architecture and related initiatives are foundational for the entire Utility Technology Roadmap. To safeguard our technology assets and harden against cyber threats, advanced developments in cyber security programs, technology governance, and operations are funded. These initial years are preparing for the new systems to support the distributed energy resources, starting with the application for customer DER interconnection requests (DER Interconnection tool), then expanding to management of the distributed energy resources (DERMS), and ultimately to implement systems that support managing the distribution Supervisory Control and Data Acquisition (SCADA) and the advanced distribution management capabilities (ADMS).

Hydroelectric Project Relicensing

The federal license for the Skagit River Hydroelectric Project, a series of three dams that produces approximately 20% of City Light’s owned generation capacity, expires in 2025. Renewing the license with FERC also means reviewing the safety, cost, environmental, and cultural impacts of the continued operation of the project. Since 2020, City Light has been collaborating with local partners to develop an

application for a new license that will last for the next 30-50 years. The license will include requirements around protecting the environment and the culture of the watershed and its surrounding communities. In addition, the South Fork Tolt Hydroelectric Project is also up for FERC license renewal in 2027. For the Boundary Hydroelectric Project, various protection, mitigation, and enhancement activities are needed to fulfill requirements mandated by its 2014 FERC license and settlement agreement.

Transmission & Distribution Infrastructure Maintenance

Reliable energy delivery requires proactive maintenance of transmission and distribution assets. The utility has accelerated the pace of pole replacements due to a critical need to replace deteriorating poles that are essential for reliability as well as public safety. Other major program investments include expansion of the network distribution system in the north downtown area to realize systemwide benefits from the Denny Substation, as well as replacement of failing underground cables.

Preserving Hydroelectric Generation Assets

Preservation of Seattle's legacy hydroelectric generation facilities is accomplished through prudent investments and proactive maintenance. Planned enhancements include a wide range of dam safety investments; an improved outage management system; long-term planning for small legacy hydroelectric projects such as Cedar Falls; improvements of ancillary systems and facilities such as powerhouse systems; plant automation; and cyber and physical security investments.

Workforce, Facilities and Fleets

Supporting an agile workforce requires a work environment conducive to productivity, collaboration, and innovation. A major restacking project continues renovation of office space in the Seattle Municipal Tower to improve ergonomics, modify workspaces to accommodate modern technology and collaboration, and reduce the utility's footprint in the downtown core. Similarly, strategic fleet investments are replacing aging vehicles with electric-powered alternatives that are greener and more efficient.

Race and Social Justice

City Light is committed to leading with equity and prioritizing investments in ways that deliver value to underserved and under-represented communities. The utility is actively engaged in the Citywide effort to rebuild Seattle as a city that is racially just, equitable, and inclusive. In developing and executing the CIP, work groups seeking incremental funding participated in an equity lab with City Light's RSJ Change Team to seek diverse perspectives and identify opportunities to incorporate social justice work into implementation plans. City Light will work to prioritize positive outcomes and reverse historic inequities for underserved communities, including Black, Indigenous, and people of color as well as immigrants, refugees, persons experiencing low incomes, English language learners, youth, and seniors. This includes prioritizing the electrification of public transit to deliver better air quality and other health benefits to historically underserved communities. Other benefits include a focus on job creation and economic activity with an emphasis on historically excluded populations.

Project Selection Criteria

City Light's planning process is designed to ensure project funding meets customers' current and future needs, and to position the utility to meet current and future strategic and operational challenges. Project ideas come from throughout City Light. Members of each of the utility's organizational lines of business (e.g., power supply, transmission and distribution, fleets, facilities, electrification, technology, and customer service) prioritize capital spending and then submit recommended projects through a centralized capital budgeting system.

2025-2030 Adopted Capital Improvement Program

For any new capital project with a total cost exceeding \$1 million, utility staff complete an intake to document the project expectations, rationale, and a cost-benefit analysis of alternatives. Availability of funding and labor resources limits the CIP, and to balance overall needs within these constraints, City Light may rescope, reschedule, or defer projects in the six-year CIP.

2025-2030 Adopted CIP Highlights

The 2025-2030 Adopted CIP outlines \$3 billion in capital spending over six years for power supply, transmission, distribution, external projects, and central utility needs.

2025-2030 Adopted CIP Summary of Allocations by Program

Budget Program/Sub-Program ▾	2025	2026	2027	2028	2029	2030
Central Utility Projects	32,014,896	47,230,207	47,240,499	35,760,847	34,018,998	40,534,549
Finance and IT Systems	4,597,037	14,313,026	17,643,476	11,194,485	8,781,000	14,833,400
Fleets & Facilities	27,417,860	32,917,181	29,597,023	24,566,362	25,237,998	25,701,149
Distribution	284,251,462	299,109,390	302,682,438	314,003,635	327,536,187	327,865,945
Distribution Other	32,318,728	28,806,648	30,163,456	35,992,775	38,637,335	33,076,681
Network	21,782,321	24,417,940	24,175,343	22,915,656	25,430,233	26,311,011
Radial	115,049,193	123,681,678	121,596,570	121,513,389	121,478,231	121,209,710
Service Connections	84,748,147	91,761,366	88,356,614	96,751,302	107,586,769	111,062,273
Substations	30,353,073	30,441,758	38,390,456	36,830,513	34,403,619	36,206,270
External Projects	32,279,534	34,274,135	35,584,550	32,178,537	25,816,502	26,228,785
Local Jurisdictions	19,760,132	22,759,106	24,571,269	18,943,503	13,547,313	13,835,810
Transportation Relocations	12,519,402	11,515,029	11,013,281	13,235,034	12,269,189	12,392,975
Power Supply	131,273,199	133,212,610	129,623,035	118,321,628	143,296,853	127,017,121
Boundary	34,790,086	30,919,826	40,120,616	44,125,363	59,594,466	41,124,912
Conservation & Environmental	49,577,261	49,814,383	48,856,806	49,193,739	52,791,257	55,456,700
Power Supply Other	1,199,460	1,113,087	830,165	1,163,651	1,156,854	1,044,412
Skagit	36,829,485	42,797,184	33,235,584	16,043,007	20,388,393	19,268,259
Cedar Falls- Tolt	8,876,907	8,568,131	6,579,864	7,795,868	9,365,882	10,122,838
Transmission	2,926,614	3,054,787	2,821,207	3,954,481	4,066,706	4,267,290
Transmission	2,926,614	3,054,787	2,821,207	3,954,481	4,066,706	4,267,290
Grand Total	482,745,705	516,881,130	517,951,729	504,219,129	534,735,245	525,913,690

A selection of projects from each program follows.

Central Utility Projects

Projects in this program provide for centralized billing and customer service systems, financial and information technology systems, and vehicle fleets and facilities that are not part of the power generating plant (e.g., equipment shops, service centers, and maintenance yards). This program also includes City Light's work on transportation electrification.

For 2025, there is \$32 million in funding for 13 projects in Central Utility. Highlights include:

- **Equipment Fleet Replacement (MC-CL-XF9101): \$11,189,953**
This ongoing project funds the purchase of light-duty and heavy-duty mobile equipment fleet vehicles. This includes replacement of specialized fleet vehicles for electric utility use, as well as enhancements and additions of green alternatives such as electric powered vehicles.

2025-2030 Adopted Capital Improvement Program

- Facilities Improvements (MC-CL-XF9103): \$9,146,020
This ongoing project funds renovations of office space and capital replacement of office equipment, including modular office workstations, conference room ensemble furniture, flexible group workspaces, and major office machines. Improvements will enhance worker safety, with improved light, airflow, and ergonomics, as well as enhance productivity and team collaboration. This project also supports the City's Space Reduction Pilot, which aims to reduce the utility's footprint in the downtown core by 25% to achieve cost efficiencies.
- Transportation Electrification (MC-CL-XF9239): \$6,595,821
This ongoing project develops electrification infrastructure to support light-duty, medium-duty, and heavy-duty electric vehicles as well as ferry and port systems. Efforts support electrified public transit, fleet electrification, and electric vehicle charging.
- New Technology (MC-CL-ZF9980): \$2,988,961
This ongoing technology program will establish foundational technology for the modernization of the grid and ensure the improvement of operational technology. These initiatives were outlined to ensure we are supporting the best practices and needs of the utility.

Distribution

Projects in this program include improvements to City Light's distribution substations, relays, feeders, network distribution systems, overhead and underground radial distribution systems, service connections, customer meters, operational technology, and other facilities and assets related to the distribution system.

For 2025, there is \$284 million included for 48 projects in Distribution. Highlights include:

- Overhead Equipment Replacements (MC-CL-YR8351): \$40,143,043
This ongoing project replaces overhead distribution equipment nearing the end of its usable life, is overloaded, or no longer has an available supply of spare parts. These items include but are not limited to poles, cross-arms, transformers, and open-wire secondaries.
- Medium Overhead and Underground Services (MC-CL-ZS8366): \$35,155,522
This ongoing project funds engineering and installation of radial electric power service connections with medium-sized power requirements of 50 KVA to 2.5 MVA and 26 kV. The cost of this work is generally reimbursed by the requesting customer.
- Underground Equipment Replacements (MC-CL-YR8353): \$27,945,369
This ongoing project replaces and improves underground electrical system equipment that is failing or approaching the end of its useful life. This project enhances distribution system reliability, avoiding unplanned outages or interruption of service due to equipment failure.
- Distribution System Replacements (MC-CL-YR8333): \$26,760,428
This ongoing project replaces underground and overhead equipment nearing the end of its usable life, is overloaded, or is required due to load growth. Replacement items may include but are not limited to poles, vaults, transformers, switches, cables, and all necessary apparatus for the distribution system.
- Software Replacement Strategy (MC-CL-YD9969): \$16,439,495
This project funds the upgrade or replacement of key applications and systems as part of the Utility Technology Portfolio. Timely upgrades and replacements ensure that technology and enterprise level software resources are kept up to date, are fully functional and continue to deliver more benefits and technology automations to internal and external customers.

- Pole Attachments (MC-CL-YR8452): \$14,084,510
This ongoing project funds preparing poles for the attachment of communication infrastructure owned by other entities. The construction costs associated with this work are typically fully reimbursable and attachments generate ongoing revenues through pole attachment rental fees.
- Small Overhead and Underground Services (MC-CL-ZS8367): \$8,285,761
This ongoing project funds engineering and installation of radial electric power service connections with small size power requirements of less than 50 KVA and 26 kV. The cost of this work is generally reimbursed by the requesting customer.
- Substation Breaker Replacements & Reliability Additions (MC-CL-YS7779): \$8,064,560
This ongoing project funds the review of City Light's inventory of approximately 400 transmission and distribution voltage circuit breakers. It determines which have the greatest wear, gas or oil leaks, maintenance cost, and service stress. It prioritizes replacement of circuit breakers with highest risk of failure.
- Network Additions and Services – Broad Street Substation (MC-CL-ZS8363): \$6,986,505
This ongoing project funds electrical service connections, capacity additions, and related improvements in response to customer service requests within the Broad Street network area. The project also funds replacement or installation of network transformers, network protectors and specialty transformers, or in-building vault retrofits or other short-duration system improvement needs that may be identified during construction.
- Network Services (MC-CL-ZS8370): \$6,785,776
This ongoing project funds a programmatic approach for comprehensive management of underground network services assets for network distribution areas in the core central business district of Seattle, as well as the University District area. This project provides service specific electrical and civil facilities for new services and increased loads in these areas.
- Network Systems (MC-CL-YN8630): \$6,544,102
This ongoing project funds a programmatic approach for comprehensive management of underground network systems assets serving network distribution areas in the core central business district of Seattle, as well as the University District area. This project enhances network reliability and provides sufficient service capacity for the growing power needs of these areas.
- Substation Equipment Improvements (MC-CL-YS7752): \$6,519,878
This ongoing project adds, replaces, and upgrades substation equipment, particularly substation electrical and control equipment. The project also funds the installation of remote control and monitoring of substation equipment from the System Control Center, which facilitates faster response time to correct system instability or outages. This work maintains and improves system reliability, permits compliance with high voltage and environmental regulations, and ensures safe work sites.
- Grid Modernization (MC-CL-YD9510): \$6,370,702
This project funds installation of technology and equipment to modernize the distribution grid, including distribution system sensors, automated and remote switches, and demand response systems. This project implements the Grid Modernization Plan and Roadmap, which describes the work needed to build a next-generation electric grid that can flexibly and cost-effectively absorb demand growth from electrification of buildings and transportation.
- Network Additions and Services – First Hill, Massachusetts, Union, & University (MC-CL-ZS8364): \$6,054,618
This ongoing project provides electrical service connections and related improvements in response to customer service requests within the First Hill, Massachusetts, Union, and University District network areas. The project performs capacity additions work associated with service connections to customers, including condominiums, office buildings, medical facilities, hotels, and commercial and

2025-2030 Adopted Capital Improvement Program

apartment buildings. The project also replaces or installs network transformers, network protectors, and specialty transformers, and performs short-duration system improvement work identified during operations, including retrofitting in-building vaults.

External Projects

Projects in this program respond to requests from local jurisdictions to relocate distribution services from overhead to underground systems per the terms of franchise agreements; maintain and upgrade the streetlight system; relocate utility infrastructure in response to major transportation projects; and provide capital improvements in response to other customer-requested service needs.

For 2025, the CIP includes \$32.3 million in funding for nine External Projects. Highlights include:

- Streetlight Arterial, Residential and Flood (MC-CL-ZL8378): \$10,686,959
This ongoing project funds streetlights and floodlights requested by various taxing jurisdictions and other customers. Lights may be provided in public right of way and on private property, for either public or private benefit.
- Overhead and Underground Relocations (MC-CL-ZT8369): \$7,754,690
This ongoing project funds relocation of electrical lines to accommodate or take advantage of transportation-related projects, street vacations, or other projects initiated by outside agencies such as SDOT, WSDOT, or suburban municipalities. Work includes modifications to the distribution system, including replacement or modifications of line segments, poles, and underground facilities. Some costs may be reimbursable by the requesting outside agencies.
- Transportation Streetlights (MC-CL-ZL8377): \$6,637,776
This ongoing project funds relocation of streetlights displaced by City of Seattle transportation projects.
- Sound Transit 3 (MC-CL-ZT8467): \$4,307,564
This project provides the engineering and construction of relocated and/or new City Light facilities required for two new light rail lines and related transit facilities from downtown Seattle to Ballard and West Seattle, approved in November 2017 as part of the Sound Transit 3 initiative. City Light activities include engineering and construction of electric power feeder relocations and upgrades, power services for the planned light rail lines, and various other tasks.
- Streetlight LED Conversion Program (MC-CL-ZL8441): \$2,238,582
This project is the second-generation replacement of LED luminaires and will be deployed with a controls system to replace all cobra head streetlights. The project is expected to achieve an additional 20% annual energy savings and prevent 2,720 metric tons of carbon from being released into the atmosphere. Included in this project will be a color temperature reduction to 3000K to improve customer reports of discomfort glare. This project continues the work originally chartered in 2009 to upgrade all City-owned streetlights to LED, which achieved an estimated annual 40% energy savings and avoided 5,446 metric tons of carbon released into the atmosphere. Since then, the LED industry has matured, and the original fixtures are no longer a benchmark of efficiency and are nearing the end of life.

Power Supply

Projects in this program include energy efficiency, environmental claims, improvements to dams, generators, powerhouses, as well as compliance work to meet federal licensing and environmental mitigation requirements for hydroelectric dams. Rebuilds or replacements of major power production equipment are sequenced to reduce the impact to power generation and to minimize fluctuations in the annual amount of capital spending.

For 2025, the CIP includes \$131 million in funding for 32 projects in Power Supply. Highlights include:

- Energy Efficiency (MC-CL-WC2250): \$32,723,090
This ongoing project funds energy efficiency programs at City Light.
- Skagit – Relicensing (MC-CL-XS6986): \$16,458,041
This ongoing project supports the relicensing activities for the Skagit River Hydroelectric Project, including support of staff, environmental studies, documentation, and consultation. Relicensing work began in 2019. The current FERC license for the Skagit Project expires in 2025. City Light submitted the final license application to FERC in April 2023, but work continues to refine the details of proposed protection, mitigation, and enhancement measures.
- Boundary Powerhouse – Unit 52 Generator Rebuild (MC-CL-XB6535): \$13,453,959
This project funds rewinding and refurbishing of the Boundary Powerhouse Unit 52 generator and upgrades its fire-suppression system. Work may also include mechanical upgrades or installations of seal rings, wicket gates, and diagnostic equipment. This programmatic maintenance helps extend the useful life of the generator.
- Environmental Claims (MC-CL-WC3133) \$11,314,991
This ongoing project funds all environmental liability clean-up and remediation work on City Light-owned and non-owned properties, whether voluntary or ordered by state or federal environmental regulating agencies.
- Boundary – Licensing Mitigation (MC-CL-XB6987): \$8,904,939
This ongoing project implements protection, mitigation, and enhancement measures required by the terms and conditions of the Boundary Hydroelectric Project license issued by FERC in 2013. The license allows for the continued operation of the project, City Light's largest generating station producing approximately 25% to 40% of the utility's power supply.
- Gorge Crane Rehabilitation (MC-CL-XS6639): \$6,612,040
This project refurbishes or replaces mechanical and electrical systems for the Gorge powerhouse crane and will provide safety upgrades to comply with current code. The Gorge powerhouse crane has never undergone a major refurbishment. The three Gorge generating units are planned for overhauls within the next 10 years and will require a reliable crane. The crane control system is being modernized to allow for better control and accuracy.
- Skagit Minor Emergent (MC-CL-XS6405): \$6,187,018
This ongoing project provides funding for emergent capital improvement needs for various facilities at the Skagit Project. This project also funds small scheduled capital projects with cost estimates of less than \$25,000.
- Tolt Relicensing (MC-CL-XC6985): \$6,164,989
The South Fork Tolt Hydroelectric Project FERC License expires in July 2029. Without a license the project cannot be legally operated. This project funds the preparation of necessary documentation to be filed with the FERC by June 2027 to either acquire a new operating license for the project or decommission it. The FERC relicensing process will require preparing and filing a Notice of Intent (NOI), Preliminary Application Document (PAD), and Preliminary and Final License applications. The PAD, which was due in 2024, will be a substantial document requiring consultant assistance and additional City Light staff resources. Work began in 2021 to prepare the PAD and start the relicensing process. The main study phase of relicensing will occur in 2025 and 2026, which will require consultant and agency support for studies, reporting, and preparation of the final license application due in 2027. If City Light were to decide to cease operating the project instead of relicensing it, a Decommissioning Application would need to be filed, which requires many of the same elements and funding to complete this work.

2025-2030 Adopted Capital Improvement Program

- Skagit License 1995 (MC-CL-WC3125): \$5,411,265

This project funds the License Settlement Agreement for the 1995 Skagit License including activities such as fisheries, wildlife, North Cascades Environmental Learning Center, recreation, Skagit ROW vegetation management, erosion, plant propagation, historic properties, archaeological MOAs, Powerhouse National Pollutant Discharge Elimination Systems (NPDES), aesthetics agreement and visual quality, and salmon studies.

Transmission

Projects in this program fund refurbishment and expansion of utility-owned high-voltage transmission infrastructure that transports electricity from generation facilities to City Light's service territory, as well as within the service territory.

For 2025, the CIP budget includes \$2.9 million for six projects in Transmission. Highlights include:

- Transmission Reliability (MC-CL-YT7104): \$2,149,662

This ongoing project funds replacement and improvement of transmission structures and conductors. This work may include engineering, construction, and related work, as well as minor improvements to overhead or underground transmission system assets to improve reliability.

- Transmission Inter-Agency (MC-CL-YT7105): \$449,569

This ongoing project provides demand-driven improvements to City Light's transmission system, including reimbursable transmission work and relocations of transmission equipment to meet customer, other utility, agency, and regulatory requirements. It permits City Light to meet its duties to relocate facilities at the request of other agencies.

CIP Revenue Sources

Approximately 60% of the CIP is funded through the sale of revenue bonds, based on financial policies set forth in Resolution 31187. The remaining 40% is funded by revenues from retail electric rates, wholesale sales, direct customer billings for service connections and other customer requested work, and assorted fees. Federal and state grant funding are also anticipated funding sources in this six-year timeframe; these funds will be added to the CIP as the grants are approved.

Summary of Upcoming Budget Issues and Challenges

Budget Issues

City Light's strategic plan commitment to hold rate increases to levels resembling inflation limits CIP spending to the amounts previously identified in the adopted six-year plan. This means that change requests with new funding needs must be offset with reductions elsewhere in the CIP.

The Undergrounding Program does not include all the funding needed to make substantial progress on this body of work. Supply chain and staffing constraints have exacerbated the long lead times needed to design and replace underground cabling. Therefore, funding is being shifted to offset other critical capital funding needs until a more focused effort can resume on undergrounding. For instance, City Light is working on policies and funding approaches to re-evaluate the program going forward and anticipates significant customer outreach once policy and funding options have been presented to the Mayor's Office and City Council. Ultimately, resources will need to be assigned to increase replacement of failing underground cables. There may be future rate impacts associated with adequately funding the undergrounding work in the future.

The Final License Application for the Skagit Hydroelectric Project was filed with the federal government in April 2023, and it reflects the input of the many agencies and organizations who have been engaged in this process since 2019. Final license approval and costs are still pending. Because it is still under negotiation, this budget proposal does not include costs explicitly associated with fulfilling the terms of a new Skagit license.

Inflation of materials and labor costs continues to be significant. Material costs are driving increased capital costs, and supply chain issues make maintaining inventory challenging and costly.

Wages are increasing, which should meaningfully reduce vacancy rates and allow City Light to better meet customer timelines and complete backlogged work. With compensation below other public utilities in the area, City Light has struggled with a high vacancy rate, with key areas such as engineering and line crews seeing vacancy rates in the double digits. Understaffing has led to long processing times and untenable levels of overtime.

Challenges

There are several challenges that will transform our business over the next decade:

- *New technologies are transforming how people use electricity.* Commercialization of energy technologies poses a potential risk to City Light. New options and products for controlling consumption, generating, and storing electricity will impact how customers interact with their local utility. Utilities must continue to evolve and to develop their products and services to best serve shifting customer needs and expectations.
- *Declining retail energy consumption and electrification.* Advances in energy efficiency have reduced consumer energy demand, particularly for those with access to modern energy efficient technology and dwellings. Due in part to energy efficient building codes and new technologies, today's multifamily units consume approximately half as much energy as older single-family homes. At the same time, electrification of buildings and transportation promises to increase demand for electricity, reinforcing the critical need for grid investments that will be required to effectively serve this new demand. This changing landscape calls for managing impacts to rates while also understanding and compensating for inequities in access to green, cost-saving technologies.
- *Impact of retirements and legacy practices.* As more employees become eligible for retirement and workflows are not documented or digitized, City Light risks the loss of institutional memory, costly service interruptions, and a potential impact on service delivery. Capital technology investments need to encompass broader project scopes that include more process standardizations and automations, as well as robust organizational change management activities to facilitate the workforce's adoption of new processes and tools.
- *Climate change continues, and clean energy is more valuable than ever.* Weather pattern changes affect reservoir levels and seasonal energy consumption, leading to increasing volatility of energy supply and demand. Since 1910, City Light has provided its customers with reliable, affordable, and environmentally responsive clean energy. As the utility continues this tradition and plans for the future, it must account for growing power supply demands from its customers, while prioritizing emission reductions and ensuring an equitable clean energy transition for all customers served.

Future Projects/What is on the Horizon

2025-2030 Adopted Capital Improvement Program

- Demand for transportation and building electrification continues to grow and will support multiple policy commitments as well as Mayoral and City Council priorities. The need to support large scale commercial electrification includes maritime applications (including WSDOT ferries, the Port of Seattle, various types of commercial ships, trucking, and multiple large-scale district energy electrification projects) as well as building code and Building Energy Performance Standards, which will drive significant building electrification load increases.
- Support of the Sound Transit Light Rail expansion will require significant investment to relocate and reroute City Light infrastructure.
- As our world and environment change, the grid must keep up. Updating grid infrastructure, integrating renewable energy resources, and accommodating new technologies will ensure the grid is reliable, resilient to impacts from climate change, and secure from cyberattacks.
- City Light's Distributed Energy Resource Management System (DERMS) is an essential technology for establishing a grid that supports the two-way exchange of energy between the utility and our customers. This will allow us to manage the operation of distributed energy resources such as solar panels, wind turbines, and energy storage systems, all of which are key to decarbonizing the energy sector. It will also manage the charging and discharging of electric vehicles and other energy storage systems, supporting both vehicle and building electrification and enhancing grid stability.
- Seattle is serving as a host city for the FIFA 2026 World Cup, for which it will host six games, with an expected influx of more than one million non-Seattle residents for the event and more than five billion expected viewers. City Light has key roles to play in the execution of a successful event, including working with stadiums and key event spaces to fully invest in energy efficiency; designing and constructing any necessary services to support power needs for key facilities and electric vehicle chargers; ensuring reliable continuous operations to key event spaces and corridors; and planning for and making necessary upgrades to street lighting for key event corridors. The exact nature of the final work required to support FIFA is unknown but is expected to be handled through existing staff and reimbursable capital investments funded by the requestors.

Advanced Metering Infrastructure

Project No:	MC-CL-ZS8426	BSL Code:	BC-CL-Z
Project Type:	Discrete	BSL Name:	Customer Focused - CIP
Project Category:	New Facility	Location:	Citywide
Current Project Stage:	Stage 6 - Closeout	Council District:	Multiple
Start/End Date:	2015 - 2023	Neighborhood District:	Not in a Neighborhood District
Total Project Cost:	\$102,358	Urban Village:	Not in an Urban Village

The first phase of this project replaced approximately 400,000 meters with Smart Meters. The second phase of this project funds the replacement of approximately 25,000 remaining meters with Smart Meters allowing two-way communication between Seattle City Light and its customers, residential or commercial. Smart Meters continuously record and transmit consumption data to the utility. They also automate meter reading, increase customer service, heighten billing capacity, reduce energy consumption, improve outage restoration efficiency, and support rate structure flexibility. Implementation of the project positions the utility to comply with North American Electric Reliability Corporation (NERC) and Federal Energy Regulatory Commission (FERC) programs and requirements.

Resources	LTD Actuals	2024 Revised	2025	2026	2027	2028	2029	2030	Total
City Light Fund Revenues	102,307	51	-	-	-	-	-	-	102,358
Total:	102,307	51	-	-	-	-	-	-	102,358
Fund Appropriations / Allocations *	LTD Actuals	2024 Revised	2025	2026	2027	2028	2029	2030	Total
Light Fund	102,307	51	-	-	-	-	-	-	102,358
Total:	102,307	51	-	-	-	-	-	-	102,358

O&M Impacts: NA

Alaskan Way Viaduct and Seawall Replacement - Utility Relocations

Project No:	MC-CL-ZT8307	BSL Code:	BC-CL-Z
Project Type:	Discrete	BSL Name:	Customer Focused - CIP
Project Category:	New Facility	Location:	SR 99 / Battery St
Current Project Stage:	Stage 5 - Construction	Council District:	Council District 7
Start/End Date:	2002 - 2025	Neighborhood District:	Not in a Neighborhood District
Total Project Cost:	\$240,908	Urban Village:	Not in an Urban Village

This project provides relocation of electric distribution infrastructure associated with the replacement of the Alaskan Way Viaduct and improvements to the Seawall and Central Waterfront.

Resources	LTD Actuals	2024 Revised	2025	2026	2027	2028	2029	2030	Total
City Light Fund Revenues	240,755	109	43	-	-	-	-	-	240,908
Total:	240,755	109	43	-	-	-	-	-	240,908
Fund Appropriations / Allocations *	LTD Actuals	2024 Revised	2025	2026	2027	2028	2029	2030	Total
Light Fund	240,755	109	43	-	-	-	-	-	240,908
Total:	240,755	109	43	-	-	-	-	-	240,908

O&M Impacts: NA

Boundary - DC Battery System & Charge Modernization

Project No:	MC-CL-XB6566	BSL Code:	BC-CL-X
Project Type:	Discrete	BSL Name:	Power Supply - CIP
Project Category:	Rehabilitation or Restoration	Location:	Boundary Rd, Metaline, WA 99153
Current Project Stage:	Stage 5 - Construction	Council District:	Outside City of Seattle
Start/End Date:	2017 - 2027	Neighborhood District:	Outside City of Seattle
Total Project Cost:	\$3,389	Urban Village:	Outside City of Seattle

This project replaces the multiple existing DC battery systems at Boundary.

Resources	LTD Actuals	2024 Revised	2025	2026	2027	2028	2029	2030	Total
City Light Fund Revenues	1,538	200	818	586	247	-	-	-	3,389
Total:	1,538	200	818	586	247	-	-	-	3,389
Fund Appropriations / Allocations *	LTD Actuals	2024 Revised	2025	2026	2027	2028	2029	2030	Total
Light Fund	1,538	200	818	586	247	-	-	-	3,389
Total:	1,538	200	818	586	247	-	-	-	3,389

O&M Impacts: NA

Boundary - Level 6 Deck Stabilization

Project No:	MC-CL-XB6604	BSL Code:	BC-CL-X
Project Type:	Discrete	BSL Name:	Power Supply - CIP
Project Category:	Rehabilitation or Restoration	Location:	Boundary Rd, Metaline, WA 99153
Current Project Stage:	Stage 6 - Closeout	Council District:	Outside City of Seattle
Start/End Date:	2017 - 2023	Neighborhood District:	Not in a Neighborhood District
Total Project Cost:	\$2,953	Urban Village:	Not in an Urban Village

This project installs a new system of rock bolts and other forms of rock anchors to improve the structural stability of the Level 6 Deck on Boundary Dam. This portion of the dam is attached to and supported by the adjacent rock. Inspections revealed a weakness in the current attachments and use of the deck by heavy equipment is restricted until these improvements are made. This project also includes stabilization of rock blocks in the powerhouse machine hall.

Resources	LTD Actuals	2024 Revised	2025	2026	2027	2028	2029	2030	Total
City Light Fund Revenues	2,931	22	-	-	-	-	-	-	2,953
Total:	2,931	22	-	-	-	-	-	-	2,953
Fund Appropriations / Allocations *	LTD Actuals	2024 Revised	2025	2026	2027	2028	2029	2030	Total
Light Fund	2,931	22	-	-	-	-	-	-	2,953
Total:	2,931	22	-	-	-	-	-	-	2,953

O&M Impacts: NA

Boundary - Licensing Mitigation

Project No:	MC-CL-XB6987	BSL Code:	BC-CL-X
Project Type:	Ongoing	BSL Name:	Power Supply - CIP
Project Category:	New Investment	Location:	10382 Boundary Rd, Metaline, WA 99153
Current Project Stage:	N/A	Council District:	Outside City of Seattle
Start/End Date:	N/A	Neighborhood District:	Not in a Neighborhood District
Total Project Cost:	N/A	Urban Village:	Not in an Urban Village

This ongoing project implements Protection, Mitigation and Enhancement measures (PME) required by the terms and conditions of a settlement agreement and new license to be issued by the Federal Energy Regulatory Commission (FERC). The license allows for the continued operation of the Boundary Hydroelectric Project, Seattle City Light's largest generating station producing approximately 25 to 40% of the City's power supply.

Resources	LTD Actuals	2024 Revised	2025	2026	2027	2028	2029	2030	Total
City Light Fund Revenues	159,337	34,596	8,905	14,946	19,854	19,866	22,794	23,281	303,579
Total:	159,337	34,596	8,905	14,946	19,854	19,866	22,794	23,281	303,579

Fund Appropriations / Allocations *	LTD Actuals	2024 Revised	2025	2026	2027	2028	2029	2030	Total
Light Fund	159,337	34,596	8,905	14,946	19,854	19,866	22,794	23,281	303,579
Total:	159,337	34,596	8,905	14,946	19,854	19,866	22,794	23,281	303,579

O&M Impacts: NA

Boundary Control Room Alarm System Replacement

Project No:	MC-CL-XB6637	BSL Code:	BC-CL-X
Project Type:	Discrete	BSL Name:	Power Supply - CIP
Project Category:	Rehabilitation or Restoration	Location:	Boundary Rd, Metaline, WA 99153
Current Project Stage:	Stage 2 - Initiation, Project Definition, & Planning	Council District:	Outside City of Seattle
Start/End Date:	2019 - 2028	Neighborhood District:	Not in a Neighborhood District
Total Project Cost:	\$1,478	Urban Village:	Not in an Urban Village

This project replaces the system of alarms and annunciator panels in the Boundary Control room with a modern system that integrates with the current automation system. Alarms will be routed to PH Operator terminals where information will be displayed as to the nature of the alarm. Due to the large number of circuits that will need to be replaced, this project will be implemented in phases over several years.

Resources	LTD Actuals	2024 Revised	2025	2026	2027	2028	2029	2030	Total
City Light Fund Revenues	95	-	-	-	200	500	488	195	1,478
Total:	95	-	-	-	200	500	488	195	1,478
Fund Appropriations / Allocations *	LTD Actuals	2024 Revised	2025	2026	2027	2028	2029	2030	Total
Light Fund	95	-	-	-	200	500	488	195	1,478
Total:	95	-	-	-	200	500	488	195	1,478

O&M Impacts: NA

Boundary Facilities Master Plan

Project No:	MC-CL-XB6642	BSL Code:	BC-CL-X
Project Type:	Ongoing	BSL Name:	Power Supply - CIP
Project Category:	Rehabilitation or Restoration	Location:	System Wide
Current Project Stage:	N/A	Council District:	Outside City of Seattle
Start/End Date:	N/A	Neighborhood District:	Not in a Neighborhood District
Total Project Cost:	N/A	Urban Village:	Not in an Urban Village

This project installs a new system of rock bolts and other forms of rock anchors to improve the structural stability of the Level 6 Deck on Boundary Dam. This portion of the dam is attached to and supported by the adjacent rock. An inspection revealed a weakness in the current attachments and use of the deck by heavy equipment is restricted until these improvements are made.

Resources	LTD Actuals	2024 Revised	2025	2026	2027	2028	2029	2030	Total
City Light Fund Revenues	77	102	-	-	-	1,566	3,268	2,000	7,013
Total:	77	102	-	-	-	1,566	3,268	2,000	7,013
Fund Appropriations / Allocations *	LTD Actuals	2024 Revised	2025	2026	2027	2028	2029	2030	Total
Light Fund	77	102	-	-	-	1,566	3,268	2,000	7,013
Total:	77	102	-	-	-	1,566	3,268	2,000	7,013

O&M Impacts: NA

Boundary Facility - Minor Improvements Program

Project No:	MC-CL-XB6401	BSL Code:	BC-CL-X
Project Type:	Ongoing	BSL Name:	Power Supply - CIP
Project Category:	Rehabilitation or Restoration	Location:	10382 Boundary Rd, Metaline, WA 99153
Current Project Stage:	N/A	Council District:	Outside City of Seattle
Start/End Date:	N/A	Neighborhood District:	Not in a Neighborhood District
Total Project Cost:	N/A	Urban Village:	Not in an Urban Village

This ongoing project provides funding for emergent capital projects, specifically related to Boundary Facilities. These projects are by definition, unforeseeable, unscheduled, unpredictable, and occur on a first-come, first serve basis.

Resources	LTD Actuals	2024 Revised	2025	2026	2027	2028	2029	2030	Total
City Light Fund Revenues	23,556	2,656	631	1,328	5,536	5,692	23,899	5,989	69,286
Total:	23,556	2,656	631	1,328	5,536	5,692	23,899	5,989	69,286
Fund Appropriations / Allocations *	LTD Actuals	2024 Revised	2025	2026	2027	2028	2029	2030	Total
Light Fund	23,556	2,656	631	1,328	5,536	5,692	23,899	5,989	69,286
Total:	23,556	2,656	631	1,328	5,536	5,692	23,899	5,989	69,286

O&M Impacts: NA

Boundary Fiber Ring Upgrade

Project No:	MC-CL-XB6635	BSL Code:	BC-CL-X
Project Type:	Discrete	BSL Name:	Power Supply - CIP
Project Category:	Rehabilitation or Restoration	Location:	Boundary Rd, Metaline, WA 99153
Current Project Stage:	Stage 1 - Pre-Project Development	Council District:	Outside City of Seattle
Start/End Date:	2027 - 2030	Neighborhood District:	Outside City of Seattle
Total Project Cost:	\$810	Urban Village:	Not in an Urban Village

This project installs additional fiber between Boundary powerhouse and the service area. This is necessary to continue to modernize our powerhouse controls, machine monitoring, cyber security systems and work environment.

Resources	LTD Actuals	2024 Revised	2025	2026	2027	2028	2029	2030	Total
City Light Fund Revenues	-	-	-	-	-	431	379	-	810
Total:	-	-	-	-	-	431	379	-	810
Fund Appropriations / Allocations *	LTD Actuals	2024 Revised	2025	2026	2027	2028	2029	2030	Total
Light Fund	-	-	-	-	-	431	379	-	810
Total:	-	-	-	-	-	431	379	-	810

O&M Impacts: NA

Boundary Governor Rehabilitation

Project No:	MC-CL-XB6641	BSL Code:	BC-CL-X
Project Type:	Discrete	BSL Name:	Power Supply - CIP
Project Category:	Rehabilitation or Restoration	Location:	Boundary Rd, Metaline, WA 99153
Current Project Stage:	Stage 1 - Pre-Project Development	Council District:	Outside City of Seattle
Start/End Date:	2029 - 2031	Neighborhood District:	Outside City of Seattle
Total Project Cost:	\$8,400	Urban Village:	Not in an Urban Village

This project replaces the control systems on all six Boundary generating units. A condition assessment of the Boundary generating units found a number of problems with the governor controls including poor transfer between primary and backup operation, reset problems, and controller lock-up.

Resources	LTD Actuals	2024 Revised	2025	2026	2027	2028	2029	2030	Total
City Light Fund Revenues	-	-	-	400	4,000	4,000	-	-	8,400
Total:	-	-	-	400	4,000	4,000	-	-	8,400
Fund Appropriations / Allocations *	LTD Actuals	2024 Revised	2025	2026	2027	2028	2029	2030	Total
Light Fund	-	-	-	400	4,000	4,000	-	-	8,400
Total:	-	-	-	400	4,000	4,000	-	-	8,400

O&M Impacts: NA

Boundary Powerhouse - Unit 51 Generator Rebuild

Project No:	MC-CL-XB6351	BSL Code:	BC-CL-X
Project Type:	Discrete	BSL Name:	Power Supply - CIP
Project Category:	Rehabilitation or Restoration	Location:	10382 Boundary Rd, Metaline, WA 99153
Current Project Stage:	Stage 5 - Construction	Council District:	Outside City of Seattle
Start/End Date:	2017 - 2027	Neighborhood District:	Not in a Neighborhood District
Total Project Cost:	\$45,897	Urban Village:	Not in an Urban Village

This project provides the rewinding and refurbishing of the Unit 51 generator to extend its useful life, which is part of a programmatic series of projects to maintain the Utility's aging generators. It also replaces the carbon dioxide fire-suppression system with a water sprinkler system to enhance worker safety. If technology is sufficiently advanced, it may also include a rotor-mounted scanner or other diagnostic equipment.

Resources	LTD Actuals	2024 Revised	2025	2026	2027	2028	2029	2030	Total
City Light Fund Revenues	42,696	2,701	500	-	-	-	-	-	45,897
Total:	42,696	2,701	500	-	-	-	-	-	45,897
Fund Appropriations / Allocations *	LTD Actuals	2024 Revised	2025	2026	2027	2028	2029	2030	Total
Light Fund	42,696	2,701	500	-	-	-	-	-	45,897
Total:	42,696	2,701	500	-	-	-	-	-	45,897

O&M Impacts: NA

Boundary Powerhouse - Unit 52 Generator Rebuild

Project No:	MC-CL-XB6535	BSL Code:	BC-CL-X
Project Type:	Discrete	BSL Name:	Power Supply - CIP
Project Category:	Rehabilitation or Restoration	Location:	Boundary Rd, Metaline, WA 99153
Current Project Stage:	Stage 5 - Construction	Council District:	Outside City of Seattle
Start/End Date:	2019 - 2027	Neighborhood District:	Outside City of Seattle
Total Project Cost:	\$44,092	Urban Village:	Outside City of Seattle

This project provides rewinding and refurbishing of the Boundary Powerhouse Unit 52 generator and upgrades its fire-suppression system. Work may also include mechanical upgrades or installations of seal rings, wicket gates, and diagnostic equipment. This programmatic maintenance helps extend the useful life of the generator.

Resources	LTD Actuals	2024 Revised	2025	2026	2027	2028	2029	2030	Total
City Light Fund Revenues	15,757	3,088	13,454	8,139	3,654	-	-	-	44,092
Total:	15,757	3,088	13,454	8,139	3,654	-	-	-	44,092
Fund Appropriations / Allocations *	LTD Actuals	2024 Revised	2025	2026	2027	2028	2029	2030	Total
Light Fund	15,757	3,088	13,454	8,139	3,654	-	-	-	44,092
Total:	15,757	3,088	13,454	8,139	3,654	-	-	-	44,092

O&M Impacts: NA

Boundary Powerhouse - Unit 54 Generator Rebuild

Project No:	MC-CL-XB6353	BSL Code:	BC-CL-X
Project Type:	Discrete	BSL Name:	Power Supply - CIP
Project Category:	Rehabilitation or Restoration	Location:	10382 Boundary Rd, Metaline, WA 99153
Current Project Stage:	Stage 5 - Construction	Council District:	Outside City of Seattle
Start/End Date:	2018 - 2027	Neighborhood District:	Not in a Neighborhood District
Total Project Cost:	\$42,329	Urban Village:	Not in an Urban Village

This project provides rewinding and refurbishing of the Boundary Powerhouse Unit 54 generator and upgrades the fire-suppression system. Work may also include mechanical upgrades or installations of seal rings, wicket gates, and diagnostic equipment. This programmatic maintenance helps extend the useful life of the generator.

Resources	LTD Actuals	2024 Revised	2025	2026	2027	2028	2029	2030	Total
City Light Fund Revenues	39,588	1,315	1,426	-	-	-	-	-	42,329
Total:	39,588	1,315	1,426	-	-	-	-	-	42,329
Fund Appropriations / Allocations *	LTD Actuals	2024 Revised	2025	2026	2027	2028	2029	2030	Total
Light Fund	39,588	1,315	1,426	-	-	-	-	-	42,329
Total:	39,588	1,315	1,426	-	-	-	-	-	42,329

O&M Impacts: NA

Boundary Powerhouse Generator Step-up Transformer Replacement

Project No:	MC-CL-XB6493	BSL Code:	BC-CL-X
Project Type:	Discrete	BSL Name:	Power Supply - CIP
Project Category:	New Facility	Location:	10382 Boundary Rd, Metaline, WA 99153
Current Project Stage:	Stage 5 - Construction	Council District:	Outside City of Seattle
Start/End Date:	2010 - 2032	Neighborhood District:	Not in a Neighborhood District
Total Project Cost:	\$50,444	Urban Village:	Not in an Urban Village

This project replaces six existing step-up transformers at Boundary Dam and funds the purchase of a seventh transformer to keep as a spare in inventory due to long lead times for these specialized parts. This project helps avoid prolonged loss of generation due to forced outage.

Resources	LTD Actuals	2024 Revised	2025	2026	2027	2028	2029	2030	Total
City Light Fund Revenues	28,010	5,518	500	150	165	4,727	4,769	6,605	50,444
Total:	28,010	5,518	500	150	165	4,727	4,769	6,605	50,444
Fund Appropriations / Allocations *	LTD Actuals	2024 Revised	2025	2026	2027	2028	2029	2030	Total
Light Fund	28,010	5,518	500	150	165	4,727	4,769	6,605	50,444
Total:	28,010	5,518	500	150	165	4,727	4,769	6,605	50,444

O&M Impacts: NA

Boundary Service Area Paving

Project No:	MC-CL-XB6632	BSL Code:	BC-CL-X
Project Type:	Discrete	BSL Name:	Power Supply - CIP
Project Category:	Rehabilitation or Restoration	Location:	Boundary Rd, Metaline, WA 99153
Current Project Stage:	Stage 5 - Construction	Council District:	Outside City of Seattle
Start/End Date:	2024 - 2024	Neighborhood District:	Not in a Neighborhood District
Total Project Cost:	\$532	Urban Village:	Not in an Urban Village

This project provides paving of the Boundary service area roadways and parking areas.

Resources	LTD Actuals	2024 Revised	2025	2026	2027	2028	2029	2030	Total
City Light Fund Revenues	63	469	-	-	-	-	-	-	532
Total:	63	469	-	-	-	-	-	-	532
Fund Appropriations / Allocations *	LTD Actuals	2024 Revised	2025	2026	2027	2028	2029	2030	Total
Light Fund	63	469	-	-	-	-	-	-	532
Total:	63	469	-	-	-	-	-	-	532

O&M Impacts: NA

Boundary Station Service Transformer Replacement

Project No:	MC-CL-XB6627	BSL Code:	BC-CL-X
Project Type:	Discrete	BSL Name:	Power Supply - CIP
Project Category:	Rehabilitation or Restoration	Location:	Boundary Rd, Metaline, WA 99153
Current Project Stage:	Stage 1 - Pre-Project Development	Council District:	Outside City of Seattle
Start/End Date:	2019 - 2028	Neighborhood District:	Not in a Neighborhood District
Total Project Cost:	\$14,146	Urban Village:	Not in an Urban Village

This project replaces two aging station service transformers at Boundary. It is assumed that they will be specified and procured together but installed in two sequential years. Station service transformers provide power to the powerhouse, dam and service area. It is likely that the rating of the transformers will need to be increased to accommodate load increases associated with the addition of new circuits in the powerhouse for automation, controls and machine monitoring.

Resources	LTD Actuals	2024 Revised	2025	2026	2027	2028	2029	2030	Total
City Light Fund Revenues	222	385	4,286	3,791	2,824	1,842	296	500	14,146
Total:	222	385	4,286	3,791	2,824	1,842	296	500	14,146
Fund Appropriations / Allocations *	LTD Actuals	2024 Revised	2025	2026	2027	2028	2029	2030	Total
Light Fund	222	385	4,286	3,791	2,824	1,842	296	500	14,146
Total:	222	385	4,286	3,791	2,824	1,842	296	500	14,146

O&M Impacts: NA

Boundary Sump Pump Drive Replacement

Project No:	MC-CL-XB6633	BSL Code:	BC-CL-X
Project Type:	Discrete	BSL Name:	Power Supply - CIP
Project Category:	Rehabilitation or Restoration	Location:	Boundary Rd, Metaline, WA 99153
Current Project Stage:	Stage 6 - Closeout	Council District:	Outside City of Seattle
Start/End Date:	2019 - 2024	Neighborhood District:	Not in a Neighborhood District
Total Project Cost:	\$537	Urban Village:	Not in an Urban Village

This project replaces and modernizes drive systems for sump pump at Boundary powerhouse. Portions of Boundary powerhouse are below the level of the tailrace and there is a reliance on a series of sump pumps to keep the powerhouse dry. Projects to replace the sump pumps are completed, and now the drive systems for each pump need to be replaced and modernized.

Resources	LTD Actuals	2024 Revised	2025	2026	2027	2028	2029	2030	Total
City Light Fund Revenues	475	62	-	-	-	-	-	-	537
Total:	475	62	-	-	-	-	-	-	537
Fund Appropriations / Allocations *	LTD Actuals	2024 Revised	2025	2026	2027	2028	2029	2030	Total
Light Fund	475	62	-	-	-	-	-	-	537
Total:	475	62	-	-	-	-	-	-	537

O&M Impacts: NA

Broad Street Substation - Network

Project No:	MC-CL-YN8203	BSL Code:	BC-CL-Y
Project Type:	Ongoing	BSL Name:	Transmission and Distribution - CIP
Project Category:	New Facility	Location:	319 6th AVE N
Current Project Stage:	N/A	Council District:	Multiple
Start/End Date:	N/A	Neighborhood District:	Multiple
Total Project Cost:	N/A	Urban Village:	Multiple

This ongoing project funds a programmatic approach for comprehensive management of underground network assets serving customers in the Belltown and Denny Regrade areas. The project enhances network reliability and provides sufficient service capacity for the growing electrical power needs of the Denny Triangle and potentially a portion of South Lake Union area.

Resources	LTD Actuals	2024 Revised	2025	2026	2027	2028	2029	2030	Total
City Light Fund Revenues	105,172	5,598	1,943	1,005	-	-	-	-	113,719
Total:	105,172	5,598	1,943	1,005	-	-	-	-	113,719
Fund Appropriations / Allocations *	LTD Actuals	2024 Revised	2025	2026	2027	2028	2029	2030	Total
Light Fund	105,172	5,598	1,943	1,005	-	-	-	-	113,719
Total:	105,172	5,598	1,943	1,005	-	-	-	-	113,719

O&M Impacts: NA

Building Envelope Upgrades

Project No:	MC-CL-XF9072	BSL Code:	BC-CL-X
Project Type:	Ongoing	BSL Name:	Power Supply - CIP
Project Category:	Rehabilitation or Restoration	Location:	System Wide
Current Project Stage:	N/A	Council District:	Outside City of Seattle
Start/End Date:	N/A	Neighborhood District:	Not in a Neighborhood District
Total Project Cost:	N/A	Urban Village:	Not in an Urban Village

This ongoing project replaces or restores exterior moisture and thermal barrier components of buildings such as roofing and insulation systems, exterior siding and cladding systems, windows and exterior doors. This project allows for the proactive replacement of building exteriors in order to avert costly structural damage and prevent the growth of toxic mold inside wall cavities and ceiling spaces that can easily render a building uninhabitable. The project also enhances operational efficiency by mitigating emergency repairs which disrupt utility operations.

Resources	LTD Actuals	2024 Revised	2025	2026	2027	2028	2029	2030	Total
City Light Fund Revenues	14,519	473	-	-	-	-	-	-	14,992
Total:	14,519	473	-	-	-	-	-	-	14,992
Fund Appropriations / Allocations *	LTD Actuals	2024 Revised	2025	2026	2027	2028	2029	2030	Total
Light Fund	14,519	473	-	-	-	-	-	-	14,992
Total:	14,519	473	-	-	-	-	-	-	14,992

O&M Impacts: NA

Cedar Falls Powerhouse - Unit 5/6 Generator Protective Relay

Project No:	MC-CL-XC6450	BSL Code:	BC-CL-X
Project Type:	Discrete	BSL Name:	Power Supply - CIP
Project Category:	Rehabilitation or Restoration	Location:	19901 Cedar Falls Rd SE, North Bend, WA 98045
Current Project Stage:	Stage 5 - Construction	Council District:	Outside City of Seattle
Start/End Date:	2007 - 2024	Neighborhood District:	Not in a Neighborhood District
Total Project Cost:	\$5,872	Urban Village:	Not in an Urban Village

This project upgrades the present generator protection for Units 5 and 6, which lacks some basic protection elements to protect it from abnormal frequency and voltages. Upgrading and reconfiguring the protective relays is critical to preparing the new Cedar Falls substation for operation. This project replaces existing protective relays, upgrades the generator protection packages, and replaces the electrical and mechanical lockout relays. The project permits City Light to comply with the North American Electric Reliability Council (NERC) and the Western Electricity Coordinating Council (WECC) regional requirements for maintaining the generator in-service during system disturbances.

Resources	LTD Actuals	2024 Revised	2025	2026	2027	2028	2029	2030	Total
City Light Fund Revenues	4,225	1,647	-	-	-	-	-	-	5,872
Total:	4,225	1,647	-	-	-	-	-	-	5,872
Fund Appropriations / Allocations *	LTD Actuals	2024 Revised	2025	2026	2027	2028	2029	2030	Total
Light Fund	4,225	1,647	-	-	-	-	-	-	5,872
Total:	4,225	1,647	-	-	-	-	-	-	5,872

O&M Impacts: NA

Cedar Falls Substation & Bank 6 Replacement

Project No:	MC-CL-XC6573	BSL Code:	BC-CL-X
Project Type:	Discrete	BSL Name:	Power Supply - CIP
Project Category:	Rehabilitation or Restoration	Location:	Cedar Falls
Current Project Stage:	Stage 5 - Construction	Council District:	Outside City of Seattle
Start/End Date:	2018 - 2024	Neighborhood District:	Outside City of Seattle
Total Project Cost:	\$22,227	Urban Village:	Outside City of Seattle

This project replaces the 60-year-old Bank 6 power step up transformer at Cedar Falls. Bank 6 provides the connection between Cedar Falls Generating Units 5 and 6 and the transmission system. The transformer is approaching the end of its useful life and the goal of this project is to replace it during a planned outage before it fails.

Resources	LTD Actuals	2024 Revised	2025	2026	2027	2028	2029	2030	Total
City Light Fund Revenues	16,784	4,652	524	267	-	-	-	-	22,227
Total:	16,784	4,652	524	267	-	-	-	-	22,227
Fund Appropriations / Allocations *	LTD Actuals	2024 Revised	2025	2026	2027	2028	2029	2030	Total
Light Fund	16,784	4,652	524	267	-	-	-	-	22,227
Total:	16,784	4,652	524	267	-	-	-	-	22,227

O&M Impacts: NA

Cedar Falls/South Fork Tolt - Minor Improvements Program

Project No:	MC-CL-XC6406	BSL Code:	BC-CL-X
Project Type:	Ongoing	BSL Name:	Power Supply - CIP
Project Category:	Rehabilitation or Restoration	Location:	19901 Cedar Falls Rd SE, North Bend, WA 98045
Current Project Stage:	N/A	Council District:	Outside City of Seattle
Start/End Date:	N/A	Neighborhood District:	Not in a Neighborhood District
Total Project Cost:	N/A	Urban Village:	Not in an Urban Village

This ongoing project funds emergent capital projects related to the Cedar Falls and South Fork Tolt Facilities. In addition, it funds scheduled, small capital projects that have cost estimates less than \$25,000. These projects are unforeseeable, unscheduled, unpredictable, and occur on a first-come, first serve basis.

Resources	LTD Actuals	2024 Revised	2025	2026	2027	2028	2029	2030	Total
City Light Fund Revenues	18,834	1,129	2,188	2,005	2,958	4,118	5,383	6,575	43,190
Total:	18,834	1,129	2,188	2,005	2,958	4,118	5,383	6,575	43,190
Fund Appropriations / Allocations *	LTD Actuals	2024 Revised	2025	2026	2027	2028	2029	2030	Total
Light Fund	18,834	1,129	2,188	2,005	2,958	4,118	5,383	6,575	43,190
Total:	18,834	1,129	2,188	2,005	2,958	4,118	5,383	6,575	43,190

O&M Impacts: NA

Center City Connector Streetcar City Light

Project No:	MC-CL-ZT8470	BSL Code:	BC-CL-Z
Project Type:	Discrete	BSL Name:	Customer Focused - CIP
Project Category:	Rehabilitation or Restoration	Location:	City Wide
Current Project Stage:	Stage 3 - Design	Council District:	Multiple
Start/End Date:	2015 - 2024	Neighborhood District:	Multiple
Total Project Cost:	\$854	Urban Village:	Multiple

This project provides power relocations & service for the proposed SDOT Center City Connector Streetcar project. City Light has buried primary distribution power cables, some of which are encased in old clay tile ducts, which do not meet current standards, and are unlikely to be able to withstand the forces generated by the streetcar's operation. Any streetcar alignment to be built across such old facilities would likely need a reinforced roadbed for SCL facilities to withstand the additional weight.

Resources	LTD Actuals	2024 Revised	2025	2026	2027	2028	2029	2030	Total
City Light Fund Revenues	846	8	-	-	-	-	-	-	854
Total:	846	8	-	-	-	-	-	-	854
Fund Appropriations / Allocations *	LTD Actuals	2024 Revised	2025	2026	2027	2028	2029	2030	Total
Light Fund	846	8	-	-	-	-	-	-	854
Total:	846	8	-	-	-	-	-	-	854

O&M Impacts: NA

CenTrio Electrification

Project No:	MC-CL-ZS8510	BSL Code:	BC-CL-Z
Project Type:	Discrete	BSL Name:	Customer Focused - CIP
Project Category:	New Investment	Location:	System Wide
Current Project Stage:	Stage 1 - Pre-Project Development	Council District:	Council District 2
Start/End Date:	2022 - 2045	Neighborhood District:	Downtown
Total Project Cost:	\$2	Urban Village:	Downtown

This project funds the plan, design, procurement, construction, and commission of large City Light capital investment projects to deliver infrastructure required to meet electrification of CenTrio, a franchise utility that delivers steam for heating of multiple downtown buildings in Seattle.

Resources	LTD Actuals	2024 Revised	2025	2026	2027	2028	2029	2030	Total
City Light Fund Revenues	2	-	-	-	-	-	-	-	2
Total:	2	-	-	-	-	-	-	-	2
Fund Appropriations / Allocations *	LTD Actuals	2024 Revised	2025	2026	2027	2028	2029	2030	Total
Light Fund	2	-	-	-	-	-	-	-	2
Total:	2	-	-	-	-	-	-	-	2

O&M Impacts:

Communications Improvements

Project No:	MC-CL-YD9009	BSL Code:	BC-CL-Y
Project Type:	Ongoing	BSL Name:	Transmission and Distribution - CIP
Project Category:	Rehabilitation or Restoration	Location:	System wide
Current Project Stage:	N/A	Council District:	Outside City of Seattle
Start/End Date:	N/A	Neighborhood District:	Not in a Neighborhood District
Total Project Cost:	N/A	Urban Village:	Not in an Urban Village

This ongoing project provides funding for unforeseen emergent and critical work on City Light's communications systems to replace communications components due to failure, changing regulatory and security requirements, and requests from customers or other agencies. This project enhances flexibility to address emergent communication systems problems.

Resources	LTD Actuals	2024 Revised	2025	2026	2027	2028	2029	2030	Total
City Light Fund Revenues	11,686	1,088	1,067	1,118	1,484	1,530	1,419	1,408	20,800
Total:	11,686	1,088	1,067	1,118	1,484	1,530	1,419	1,408	20,800
Fund Appropriations / Allocations *	LTD Actuals	2024 Revised	2025	2026	2027	2028	2029	2030	Total
Light Fund	11,686	1,088	1,067	1,118	1,484	1,530	1,419	1,408	20,800
Total:	11,686	1,088	1,067	1,118	1,484	1,530	1,419	1,408	20,800

O&M Impacts: NA

Creston-Nelson to Intergate East Feeder Installation

Project No:	MC-CL-ZO8430	BSL Code:	BC-CL-Z
Project Type:	Discrete	BSL Name:	Customer Focused - CIP
Project Category:	New Facility	Location:	Tukwila
Current Project Stage:	Stage 6 - Closeout	Council District:	Outside City of Seattle
Start/End Date:	2009 - 2023	Neighborhood District:	Not in a Neighborhood District
Total Project Cost:	\$8,833	Urban Village:	Not in an Urban Village

This project installs a new feeder to supply the Sabey Corporation's Intergate East Internet Center in Tukwila from the Creston-Nelson Substation. The project includes design, permit preparation, and evaluates customer load requirements.

Resources	LTD Actuals	2024 Revised	2025	2026	2027	2028	2029	2030	Total
City Light Fund Revenues	8,833	-	-	-	-	-	-	-	8,833
Total:	8,833	-	-	-	-	-	-	-	8,833
Fund Appropriations / Allocations *	LTD Actuals	2024 Revised	2025	2026	2027	2028	2029	2030	Total
Light Fund	8,833	-	-	-	-	-	-	-	8,833
Total:	8,833	-	-	-	-	-	-	-	8,833

O&M Impacts: NA

Dallas Ave. 26 kV Crossing

Project No:	MC-CL-YR8322	BSL Code:	BC-CL-Y
Project Type:	Discrete	BSL Name:	Transmission and Distribution - CIP
Project Category:	Rehabilitation or Restoration	Location:	Dallas Ave S
Current Project Stage:	Stage 3 - Design	Council District:	Council District 2
Start/End Date:	2005 - 2027	Neighborhood District:	Greater Duwamish
Total Project Cost:	\$12,423	Urban Village:	South Park

This project reinstalls two 26kV feeders across the Duwamish River. This crossing backs up the Cambridge Corridor Crossing, providing redundant power supply to the area along East Marginal Way South. The area has many large industrial accounts.

Resources	LTD Actuals	2024 Revised	2025	2026	2027	2028	2029	2030	Total
City Light Fund Revenues	1,041	3,367	2,936	3,966	1,114	-	-	-	12,423
Total:	1,041	3,367	2,936	3,966	1,114	-	-	-	12,423
Fund Appropriations / Allocations *	LTD Actuals	2024 Revised	2025	2026	2027	2028	2029	2030	Total
Light Fund	1,041	3,367	2,936	3,966	1,114	-	-	-	12,423
Total:	1,041	3,367	2,936	3,966	1,114	-	-	-	12,423

O&M Impacts: NA

Dam Safety Part 12 Improvements

Project No:	MC-CL-XB6626	BSL Code:	BC-CL-X
Project Type:	Ongoing	BSL Name:	Power Supply - CIP
Project Category:	Improved Facility	Location:	System Wide
Current Project Stage:	N/A	Council District:	Outside City of Seattle
Start/End Date:	N/A	Neighborhood District:	Not in a Neighborhood District
Total Project Cost:	N/A	Urban Village:	Not in an Urban Village

This project provides the support analysis and data required to meet FERC regulations. City Light must demonstrate that the dams are monitored and engineering improvements are based on current climate conditions, most current engineering standards, and the appropriate devices, instrumentation, and tools. Activities may include Skagit bulkhead, Boundary new instrumentation, Diablo & Gorge GPS System, Boundary instrumentation, Boundary Part 12 Implementation and Skagit Part 12 Implementation.

Resources	LTD Actuals	2024 Revised	2025	2026	2027	2028	2029	2030	Total
City Light Fund Revenues	3,469	1,832	2,666	150	3,641	5,500	3,702	2,555	23,515
Total:	3,469	1,832	2,666	150	3,641	5,500	3,702	2,555	23,515
Fund Appropriations / Allocations *	LTD Actuals	2024 Revised	2025	2026	2027	2028	2029	2030	Total
Light Fund	3,469	1,832	2,666	150	3,641	5,500	3,702	2,555	23,515
Total:	3,469	1,832	2,666	150	3,641	5,500	3,702	2,555	23,515

O&M Impacts: NA

Denny Substation - Network

Project No:	MC-CL-YN8404	BSL Code:	BC-CL-Y
Project Type:	Ongoing	BSL Name:	Transmission and Distribution - CIP
Project Category:	New Facility	Location:	Valley Street
Current Project Stage:	N/A	Council District:	Multiple
Start/End Date:	N/A	Neighborhood District:	Lake Union
Total Project Cost:	N/A	Urban Village:	South Lake Union

This ongoing project funds network system work in the Denny Substation network area. Work may include design and construction, engineering design at the substation network interface, and underground conversion of streetlights, traffic signals, and telecom and fiber optic systems.

Resources	LTD Actuals	2024 Revised	2025	2026	2027	2028	2029	2030	Total
City Light Fund Revenues	110,580	2,174	4,798	1,987	-	-	-	-	119,539
Total:	110,580	2,174	4,798	1,987	-	-	-	-	119,539
Fund Appropriations / Allocations *	LTD Actuals	2024 Revised	2025	2026	2027	2028	2029	2030	Total
Light Fund	110,580	2,174	4,798	1,987	-	-	-	-	119,539
Total:	110,580	2,174	4,798	1,987	-	-	-	-	119,539

O&M Impacts: NA

Denny Substation Tenant Improvements

Project No:	MC-CL-XF9235	BSL Code:	BC-CL-X
Project Type:	Discrete	BSL Name:	Power Supply - CIP
Project Category:	Rehabilitation or Restoration	Location:	Valley Street
Current Project Stage:	Stage 6 - Closeout	Council District:	Multiple
Start/End Date:	2015 - 2023	Neighborhood District:	Lake Union
Total Project Cost:	\$8,007	Urban Village:	South Lake Union

This project will program, design, and construct interior improvements within two building shell spaces within the Denny Substation. The two spaces are a southwest shell space which may house a community center or similar public amenity and a southeast shell space which may house a learning resource center or similar public amenity.

Resources	LTD Actuals	2024 Revised	2025	2026	2027	2028	2029	2030	Total
City Light Fund Revenues	8,007	-	-	-	-	-	-	-	8,007
Total:	8,007	-	-	-	-	-	-	-	8,007
Fund Appropriations / Allocations *	LTD Actuals	2024 Revised	2025	2026	2027	2028	2029	2030	Total
Light Fund	8,007	-	-	-	-	-	-	-	8,007
Total:	8,007	-	-	-	-	-	-	-	8,007

O&M Impacts: NA

Denny Substation Transmission Lines

Project No:	MC-CL-YT7125	BSL Code:	BC-CL-Y
Project Type:	Discrete	BSL Name:	Transmission and Distribution - CIP
Project Category:	New Facility	Location:	System wide
Current Project Stage:	Stage 2 - Initiation, Project Definition, & Planning	Council District:	Citywide
Start/End Date:	2008 - 2030	Neighborhood District:	Not in a Neighborhood District
Total Project Cost:	\$19,617	Urban Village:	Not in an Urban Village

This project provides work associated with the design and construction of new transmission lines to support the new Denny Substation. This expansion would divide the existing Pine to Broad Street transmission line into two transmission lines to improve system reliability and resiliency.

Resources	LTD Actuals	2024 Revised	2025	2026	2027	2028	2029	2030	Total
City Light Fund Revenues	18,286	438	153	153	158	140	143	146	19,617
Total:	18,286	438	153	153	158	140	143	146	19,617
Fund Appropriations / Allocations *	LTD Actuals	2024 Revised	2025	2026	2027	2028	2029	2030	Total
Light Fund	18,286	438	153	153	158	140	143	146	19,617
Total:	18,286	438	153	153	158	140	143	146	19,617

O&M Impacts: NA

Diablo - Replace Bank Transformers

Project No:	MC-CL-XS6589	BSL Code:	BC-CL-X
Project Type:	Discrete	BSL Name:	Power Supply - CIP
Project Category:	Rehabilitation or Restoration	Location:	Milepost 126 Stte Highway 20
Current Project Stage:	Stage 1 - Pre-Project Development	Council District:	Outside City of Seattle
Start/End Date:	2027 - 2028	Neighborhood District:	Outside City of Seattle
Total Project Cost:	\$4,315	Urban Village:	Outside City of Seattle

This project replaces the two Diablo generator step up transformer banks as they reach the end of their useful life.

Resources	LTD Actuals	2024 Revised	2025	2026	2027	2028	2029	2030	Total
City Light Fund Revenues	-	-	-	-	315	4,000	-	-	4,315
Total:	-	-	-	-	315	4,000	-	-	4,315
Fund Appropriations / Allocations *	LTD Actuals	2024 Revised	2025	2026	2027	2028	2029	2030	Total
Light Fund	-	-	-	-	315	4,000	-	-	4,315
Total:	-	-	-	-	315	4,000	-	-	4,315

O&M Impacts: NA

Diablo Dam - Spill Gate Trunnion Upgrades

Project No:	MC-CL-XS6610	BSL Code:	BC-CL-X
Project Type:	Ongoing	BSL Name:	Power Supply - CIP
Project Category:	Rehabilitation or Restoration	Location:	Milepost 126 Stte Highway 20
Current Project Stage:	N/A	Council District:	Outside City of Seattle
Start/End Date:	N/A	Neighborhood District:	Outside City of Seattle
Total Project Cost:	N/A	Urban Village:	Outside City of Seattle

This project provides replacement of the trunnion bushings in all 20 of Diablo Dam's spill gates with new synthetic bushings that are permanently sealed and lubricated, and perform associated supporting work.

Resources	LTD Actuals	2024 Revised	2025	2026	2027	2028	2029	2030	Total
City Light Fund Revenues	3,461	13	1,560	587	-	-	-	-	5,620
Total:	3,461	13	1,560	587	-	-	-	-	5,620
Fund Appropriations / Allocations *	LTD Actuals	2024 Revised	2025	2026	2027	2028	2029	2030	Total
Light Fund	3,461	13	1,560	587	-	-	-	-	5,620
Total:	3,461	13	1,560	587	-	-	-	-	5,620

O&M Impacts: NA

Distribution Area Communications Networks

Project No:	MC-CL-YD9307	BSL Code:	BC-CL-Y
Project Type:	Ongoing	BSL Name:	Transmission and Distribution - CIP
Project Category:	New Facility	Location:	Citywide
Current Project Stage:	N/A	Council District:	Citywide
Start/End Date:	N/A	Neighborhood District:	Not in a Neighborhood District
Total Project Cost:	N/A	Urban Village:	Not in an Urban Village

This ongoing project installs fiber cable and equipment to all City Light dams, substations and service centers to create a secure, reliable, fast and redundant digital communications system for operations command and control. The fiber infrastructure provides a secure path for power distribution system control and dispatch, Energy Management System data, and other City Light communications. This project also supports Substation Automation, Distribution Automation, Distributed Generation, and automated meter reading projects.

Resources	LTD Actuals	2024 Revised	2025	2026	2027	2028	2029	2030	Total
City Light Fund Revenues	31,712	904	943	951	1,021	1,196	1,079	1,203	39,010
Total:	31,712	904	943	951	1,021	1,196	1,079	1,203	39,010
Fund Appropriations / Allocations *	LTD Actuals	2024 Revised	2025	2026	2027	2028	2029	2030	Total
Light Fund	31,712	904	943	951	1,021	1,196	1,079	1,203	39,010
Total:	31,712	904	943	951	1,021	1,196	1,079	1,203	39,010

O&M Impacts: NA

Distribution Automation

Project No:	MC-CL-YR8425	BSL Code:	BC-CL-Y
Project Type:	Ongoing	BSL Name:	Transmission and Distribution - CIP
Project Category:	Rehabilitation or Restoration	Location:	Citywide
Current Project Stage:	N/A	Council District:	Citywide
Start/End Date:	N/A	Neighborhood District:	Not in a Neighborhood District
Total Project Cost:	N/A	Urban Village:	Not in an Urban Village

This ongoing project automates radial distribution feeders, which includes installation of equipment to provide remote control of operations of switches on power lines and gather real time data on conditions in distribution power lines. The installation of strategically placed switches provides the ability to automatically perform outage restoration, shift blocks of load to maximize efficiencies of feeders, and reconfigure the feeder grid. Typical operation involves remotely detecting that a feeder fault has occurred, locating the damaged portion of the feeder between two remote controlled line switches, isolating the damaged portion of the feeder by opening appropriate remote controlled line switches, and re-energizing undamaged portions of the feeder via the primary feeder source and one or more backup sources using automatically controlled tie switches.

Resources	LTD Actuals	2024 Revised	2025	2026	2027	2028	2029	2030	Total
City Light Fund Revenues	19,026	2,828	102	-	-	-	-	-	21,956
Total:	19,026	2,828	102	-	-	-	-	-	21,956
Fund Appropriations / Allocations *	LTD Actuals	2024 Revised	2025	2026	2027	2028	2029	2030	Total
Light Fund	19,026	2,828	102	-	-	-	-	-	21,956
Total:	19,026	2,828	102	-	-	-	-	-	21,956

O&M Impacts: NA

Distribution Systems Replacement

Project No:	MC-CL-YR8333	BSL Code:	BC-CL-Y
Project Type:	Ongoing	BSL Name:	Transmission and Distribution - CIP
Project Category:	New Investment	Location:	System Wide
Current Project Stage:	N/A	Council District:	Multiple
Start/End Date:	N/A	Neighborhood District:	Multiple
Total Project Cost:	N/A	Urban Village:	Multiple

This ongoing project replaces underground and overhead equipment nearing the end of its usable life, is overloaded, or is required due to load growth. Replacement items may include but are not limited to poles, vaults, transformers, switches, cables, and all necessary apparatus for the distribution system.

Resources	LTD Actuals	2024 Revised	2025	2026	2027	2028	2029	2030	Total
City Light Fund Revenues	-	6,500	26,760	26,952	25,488	26,389	28,726	33,104	173,920
Total:	-	6,500	26,760	26,952	25,488	26,389	28,726	33,104	173,920

Fund Appropriations / Allocations *	LTD Actuals	2024 Revised	2025	2026	2027	2028	2029	2030	Total
Light Fund	-	6,500	26,760	26,952	25,488	26,389	28,726	33,104	173,920
Total:	-	6,500	26,760	26,952	25,488	26,389	28,726	33,104	173,920

O&M Impacts:

Document Management System

Project No:	MC-CL-ZF9962	BSL Code:	BC-CL-Z
Project Type:	Ongoing	BSL Name:	Customer Focused - CIP
Project Category:	Rehabilitation or Restoration	Location:	System Wide
Current Project Stage:	N/A	Council District:	Citywide
Start/End Date:	N/A	Neighborhood District:	Not in a Neighborhood District
Total Project Cost:	N/A	Urban Village:	Not in an Urban Village

This project plans, builds, deploys, and provides ongoing management of an enterprise document management system that effectively and efficiently captures, secures, shares, and distributes digital and paper-based documents and reports. The project streamlines collaboration, automates routine tasks, and lowers costs related to creation, management, and storage of business documents. The project provides the governance and audit capabilities needed to minimize the risks and costs associated with regulatory and legal compliance.

Resources	LTD Actuals	2024 Revised	2025	2026	2027	2028	2029	2030	Total
City Light Fund Revenues	4,666	-	-	-	-	-	-	-	4,666
Total:	4,666	-	-	-	-	-	-	-	4,666
Fund Appropriations / Allocations *	LTD Actuals	2024 Revised	2025	2026	2027	2028	2029	2030	Total
Light Fund	4,666	-	-	-	-	-	-	-	4,666
Total:	4,666	-	-	-	-	-	-	-	4,666

O&M Impacts: NA

Electric Vehicle Infrastructure

Project No:	MC-CL-XF9237	BSL Code:	BC-CL-X
Project Type:	Ongoing	BSL Name:	Power Supply - CIP
Project Category:	New Investment	Location:	Citywide
Current Project Stage:	N/A	Council District:	Multiple
Start/End Date:	N/A	Neighborhood District:	Multiple
Total Project Cost:	N/A	Urban Village:	Multiple

This ongoing project funds the implementation of City Light's public electric vehicle charging pilot project. This project will deploy 26 public EV fast chargers within the service area, at both City-owned property and private sites. City Light owns and installs the charging infrastructure. This program allows customers access to carbon-neutral electricity that customers are demanding, better utilize current utility assets, and contribute to the Clean, Renewable-Powered City initiative and the aggressive goals of the Drive Clean Seattle Initiative.

Resources	LTD Actuals	2024 Revised	2025	2026	2027	2028	2029	2030	Total
City Light Fund Revenues	4,183	6	-	-	-	-	-	-	4,189
Total:	4,183	6	-	-	-	-	-	-	4,189
Fund Appropriations / Allocations *	LTD Actuals	2024 Revised	2025	2026	2027	2028	2029	2030	Total
Light Fund	4,183	6	-	-	-	-	-	-	4,189
Total:	4,183	6	-	-	-	-	-	-	4,189

O&M Impacts: NA

Endangered Species Act Mitigation

Project No:	MC-CL-XP6990	BSL Code:	BC-CL-X
Project Type:	Ongoing	BSL Name:	Power Supply - CIP
Project Category:	Rehabilitation or Restoration	Location:	Outside City of Seattle
Current Project Stage:	N/A	Council District:	Outside City of Seattle
Start/End Date:	N/A	Neighborhood District:	Not in a Neighborhood District
Total Project Cost:	N/A	Urban Village:	Not in an Urban Village

This ongoing project funds work that protects and restores fisheries habitat in the Skagit and Tolt river basins. It implements the Endangered Species Act (ESA) Program for recovery of listed fish species that are potentially affected by City Light projects. The project includes land purchase, restoration, assessment, and management. The project reduces the likelihood of third party lawsuits under ESA and the reopening of claims by Federal agencies, e.g. the U.S. Fish and Wildlife Service, seeking additional measures to protect and restore the listed species.

Resources	LTD Actuals	2024 Revised	2025	2026	2027	2028	2029	2030	Total
City Light Fund Revenues	16,766	1,800	1,199	1,113	617	1,082	1,114	1,044	24,735
Total:	16,766	1,800	1,199	1,113	617	1,082	1,114	1,044	24,735
Fund Appropriations / Allocations *	LTD Actuals	2024 Revised	2025	2026	2027	2028	2029	2030	Total
Light Fund	16,766	1,800	1,199	1,113	617	1,082	1,114	1,044	24,735
Total:	16,766	1,800	1,199	1,113	617	1,082	1,114	1,044	24,735

O&M Impacts: NA

Energy Conservation

Project No:	MC-CL-XF9320	BSL Code:	BC-CL-X
Project Type:	Ongoing	BSL Name:	Power Supply - CIP
Project Category:	Rehabilitation or Restoration	Location:	System wide
Current Project Stage:	N/A	Council District:	Citywide
Start/End Date:	N/A	Neighborhood District:	Not in a Neighborhood District
Total Project Cost:	N/A	Urban Village:	Not in an Urban Village

This ongoing project installs improvements at SCL facilities to reduce energy consumption. Work is performed at facilities including generation sites, service centers, and substations. With documented savings, some project costs may be recovered from the Bonneville Power Administration.

Resources	LTD Actuals	2024 Revised	2025	2026	2027	2028	2029	2030	Total
City Light Fund Revenues	10,294	851	-	-	-	-	-	-	11,145
Total:	10,294	851	-	-	-	-	-	-	11,145
Fund Appropriations / Allocations *	LTD Actuals	2024 Revised	2025	2026	2027	2028	2029	2030	Total
Light Fund	10,294	851	-	-	-	-	-	-	11,145
Total:	10,294	851	-	-	-	-	-	-	11,145

O&M Impacts: NA

Energy Efficiency

Project No:	MC-CL-WC2250	BSL Code:	BC-CL-W
Project Type:	Ongoing	BSL Name:	Conservation & Environmental - CIP
Project Category:	Improved Facility	Location:	System Wide
Current Project Stage:	N/A	Council District:	Multiple
Start/End Date:	N/A	Neighborhood District:	Multiple
Total Project Cost:	N/A	Urban Village:	Multiple

This ongoing project funds energy efficiency programs at City Light.

Resources	LTD Actuals	2024 Revised	2025	2026	2027	2028	2029	2030	Total
City Light Fund Revenues	43,787	38,142	32,723	33,665	34,926	36,694	39,013	41,405	300,355
Total:	43,787	38,142	32,723	33,665	34,926	36,694	39,013	41,405	300,355
Fund Appropriations / Allocations *	LTD Actuals	2024 Revised	2025	2026	2027	2028	2029	2030	Total
Light Fund	43,787	38,142	32,723	33,665	34,926	36,694	39,013	41,405	300,355
Total:	43,787	38,142	32,723	33,665	34,926	36,694	39,013	41,405	300,355

O&M Impacts:

Energy Management System Upgrade

Project No:	MC-CL-YD9979	BSL Code:	BC-CL-Y
Project Type:	Discrete	BSL Name:	Transmission and Distribution - CIP
Project Category:	Rehabilitation or Restoration	Location:	System Wide
Current Project Stage:	Stage 5 - Execution (IT Only)	Council District:	Citywide
Start/End Date:	2020 - 2023	Neighborhood District:	Not in a Neighborhood District
Total Project Cost:	\$1,849	Urban Village:	Not in an Urban Village

This project funds the upgrade to maintain the City Light vendor supported Energy Management System (EMS) for Supervisory Control and Data Acquisition (SCADA) for power system operation that is current with industry technology, cyber security and regulatory compliant for highly available and reliable system operation. The EMS Replacement Project was deployed in 2016 with a planned investment objective to maintain current vendor support with software and hardware.

Resources	LTD Actuals	2024 Revised	2025	2026	2027	2028	2029	2030	Total
City Light Fund Revenues	1,729	120	-	-	-	-	-	-	1,849
Total:	1,729	120	-	-	-	-	-	-	1,849
Fund Appropriations / Allocations *	LTD Actuals	2024 Revised	2025	2026	2027	2028	2029	2030	Total
Light Fund	1,729	120	-	-	-	-	-	-	1,849
Total:	1,729	120	-	-	-	-	-	-	1,849

O&M Impacts: NA

Enterprise Geographic Information System

Project No:	MC-CL-YD9957	BSL Code:	BC-CL-Y
Project Type:	Discrete	BSL Name:	Transmission and Distribution - CIP
Project Category:	Rehabilitation or Restoration	Location:	System wide
Current Project Stage:	Stage 2 - Initiation, Project Definition, & Planning	Council District:	Citywide
Start/End Date:	2015 - 2026	Neighborhood District:	Not in a Neighborhood District
Total Project Cost:	\$1,937	Urban Village:	Not in an Urban Village

This project investigates, evaluates, and makes a recommendation to develop a unified GIS system that meets all of the needs of the Utility, replacing the two separate and incompatible Geographic Information Systems (GIS) that City Light currently maintains, and allowing integration with future software systems (such as Mobile Workforce).

Resources	LTD Actuals	2024 Revised	2025	2026	2027	2028	2029	2030	Total
City Light Fund Revenues	1,937	-	-	-	-	-	-	-	1,937
Total:	1,937	-	-	-	-	-	-	-	1,937
Fund Appropriations / Allocations *	LTD Actuals	2024 Revised	2025	2026	2027	2028	2029	2030	Total
Light Fund	1,937	-	-	-	-	-	-	-	1,937
Total:	1,937	-	-	-	-	-	-	-	1,937

O&M Impacts: NA

Enterprise Software Solution Replacement Strategy

Project No:	MC-CL-YD9969	BSL Code:	BC-CL-Y
Project Type:	Ongoing	BSL Name:	Transmission and Distribution - CIP
Project Category:	Rehabilitation or Restoration	Location:	City Wide
Current Project Stage:	N/A	Council District:	Citywide
Start/End Date:	N/A	Neighborhood District:	Multiple
Total Project Cost:	N/A	Urban Village:	Multiple

This project funds the upgrade or replacement of components of the Utility Technology Portfolio. Timely upgrades and replacements ensure that technology and enterprise level software resources are kept up to date and fully functional.

Resources	LTD Actuals	2024 Revised	2025	2026	2027	2028	2029	2030	Total
City Light Fund Revenues	34,840	16,482	16,439	12,203	13,109	18,805	21,220	15,890	148,988
Total:	34,840	16,482	16,439	12,203	13,109	18,805	21,220	15,890	148,988

Fund Appropriations / Allocations *	LTD Actuals	2024 Revised	2025	2026	2027	2028	2029	2030	Total
Light Fund	34,840	16,482	16,439	12,203	13,109	18,805	21,220	15,890	148,988
Total:	34,840	16,482	16,439	12,203	13,109	18,805	21,220	15,890	148,988

O&M Impacts: NA

Environmental Claims

Project No:	MC-CL-WC3133	BSL Code:	BC-CL-W
Project Type:	Ongoing	BSL Name:	Conservation & Environmental - CIP
Project Category:	Improved Facility	Location:	System Wide
Current Project Stage:	N/A	Council District:	Multiple
Start/End Date:	N/A	Neighborhood District:	Multiple
Total Project Cost:	N/A	Urban Village:	Multiple

This ongoing project funds all environmental liability clean-up and remediation work on City Light owned and non-owned properties, whether voluntary or ordered by State or Federal environmental regulating agencies.

Resources	LTD Actuals	2024 Revised	2025	2026	2027	2028	2029	2030	Total
City Light Fund Revenues	9,632	11,980	11,315	13,320	11,326	12,368	13,643	13,916	97,500
Total:	9,632	11,980	11,315	13,320	11,326	12,368	13,643	13,916	97,500
Fund Appropriations / Allocations *	LTD Actuals	2024 Revised	2025	2026	2027	2028	2029	2030	Total
Light Fund	9,632	11,980	11,315	13,320	11,326	12,368	13,643	13,916	97,500
Total:	9,632	11,980	11,315	13,320	11,326	12,368	13,643	13,916	97,500

O&M Impacts:

Environmental Safeguarding and Remediation of Facilities

Project No:	MC-CL-XF9152	BSL Code:	BC-CL-X
Project Type:	Ongoing	BSL Name:	Power Supply - CIP
Project Category:	Rehabilitation or Restoration	Location:	Outside City of Seattle
Current Project Stage:	N/A	Council District:	Outside City of Seattle
Start/End Date:	N/A	Neighborhood District:	Not in a Neighborhood District
Total Project Cost:	N/A	Urban Village:	Not in an Urban Village

This ongoing project provides improvements to prevent air and water pollution at City Light facilities. Projects may include ventilation for painting operations, storage equipment for toxic material, containment provisions to provide protection in the event of a spill or leak, and handling equipment to enable safe movement of hazardous items.

Resources	LTD Actuals	2024 Revised	2025	2026	2027	2028	2029	2030	Total
City Light Fund Revenues	664	-	-	-	-	-	-	-	664
Total:	664	-	-	-	-	-	-	-	664
Fund Appropriations / Allocations *	LTD Actuals	2024 Revised	2025	2026	2027	2028	2029	2030	Total
Light Fund	664	-	-	-	-	-	-	-	664
Total:	664	-	-	-	-	-	-	-	664

O&M Impacts: NA

Equipment Fleet Replacement

Project No:	MC-CL-XF9101	BSL Code:	BC-CL-X
Project Type:	Ongoing	BSL Name:	Power Supply - CIP
Project Category:	New Facility	Location:	System wide
Current Project Stage:	N/A	Council District:	Citywide
Start/End Date:	N/A	Neighborhood District:	Not in a Neighborhood District
Total Project Cost:	N/A	Urban Village:	Not in an Urban Village

This ongoing project funds the purchase of light-duty and heavy-duty mobile equipment fleet vehicles. This includes replacement of specialized fleet vehicles for electric utility use, as well as enhancements and additions of green alternatives such as electric powered vehicles.

Resources	LTD Actuals	2024 Revised	2025	2026	2027	2028	2029	2030	Total
City Light Fund Revenues	101,438	27,222	11,190	12,648	12,700	12,700	12,992	13,212	204,101
Total:	101,438	27,222	11,190	12,648	12,700	12,700	12,992	13,212	204,101

Fund Appropriations / Allocations *	LTD Actuals	2024 Revised	2025	2026	2027	2028	2029	2030	Total
Light Fund	101,438	27,222	11,190	12,648	12,700	12,700	12,992	13,212	204,101
Total:	101,438	27,222	11,190	12,648	12,700	12,700	12,992	13,212	204,101

O&M Impacts: NA

Facilities Improvements

Project No:	MC-CL-XF9103	BSL Code:	BC-CL-X
Project Type:	Ongoing	BSL Name:	Power Supply - CIP
Project Category:	New Facility	Location:	System wide
Current Project Stage:	N/A	Council District:	Citywide
Start/End Date:	N/A	Neighborhood District:	Not in a Neighborhood District
Total Project Cost:	N/A	Urban Village:	Not in an Urban Village

This ongoing project funds both planned and emergent needs for facility modifications, real estate development & maintenance, equipment replacements, upgrades to office spaces and workspaces, life/safety modifications and components, addressing environmental and remediation concerns, and reducing energy consumption. A major component shall include infrastructure maintenance and construction of a building which involves several activities, which may vary depending on the project's scope, but typically includes developing a building design inclusive of architectural, structural, electrical, plumbing, and mechanical systems. The project shall also support the design process necessary to plan capital works, such as architect and other consultants to develop plans and specifications that meet the project's functional and aesthetic requirements.

Resources	LTD Actuals	2024 Revised	2025	2026	2027	2028	2029	2030	Total
City Light Fund Revenues	19,112	26,843	9,146	5,512	9,146	7,233	7,447	7,596	92,035
Total:	19,112	26,843	9,146	5,512	9,146	7,233	7,447	7,596	92,035

Fund Appropriations / Allocations *	LTD Actuals	2024 Revised	2025	2026	2027	2028	2029	2030	Total
Light Fund	19,112	26,843	9,146	5,512	9,146	7,233	7,447	7,596	92,035
Total:	19,112	26,843	9,146	5,512	9,146	7,233	7,447	7,596	92,035

O&M Impacts: NA

Facilities Infrastructure Improvements

Project No:	MC-CL-XF9156	BSL Code:	BC-CL-X
Project Type:	Ongoing	BSL Name:	Power Supply - CIP
Project Category:	Rehabilitation or Restoration	Location:	System wide
Current Project Stage:	N/A	Council District:	Citywide
Start/End Date:	N/A	Neighborhood District:	Not in a Neighborhood District
Total Project Cost:	N/A	Urban Village:	Not in an Urban Village

This ongoing project upgrades and replaces the structural, electrical or mechanical systems, or other base building systems critical to building operations, and site development items. Work under this project may include plumbing replacements, HVAC related systems, power distribution systems, tanks, elevators, fire suppression systems, drainage systems, exterior and interior lighting, landscaping, irrigation, paving, stairs, and sidewalks. This project is intended for emergent work not yet identified and is not intended as a duplicate for other infrastructure improvements included in specific projects.

Resources	LTD Actuals	2024 Revised	2025	2026	2027	2028	2029	2030	Total
City Light Fund Revenues	4,435	-	-	-	-	-	-	-	4,435
Total:	4,435	-	-	-	-	-	-	-	4,435
Fund Appropriations / Allocations *	LTD Actuals	2024 Revised	2025	2026	2027	2028	2029	2030	Total
Light Fund	4,435	-	-	-	-	-	-	-	4,435
Total:	4,435	-	-	-	-	-	-	-	4,435

O&M Impacts: NA

Facilities Regulatory Compliance

Project No:	MC-CL-XF9151	BSL Code:	BC-CL-X
Project Type:	Ongoing	BSL Name:	Power Supply - CIP
Project Category:	Rehabilitation or Restoration	Location:	System Wide
Current Project Stage:	N/A	Council District:	Outside City of Seattle
Start/End Date:	N/A	Neighborhood District:	Not in a Neighborhood District
Total Project Cost:	N/A	Urban Village:	Not in an Urban Village

This ongoing project is for the investigation of contamination and remediation, if necessary, of property that the utility is targeting for disposal.

Resources	LTD Actuals	2024 Revised	2025	2026	2027	2028	2029	2030	Total
City Light Fund Revenues	2,247	5,200	50	9,050	3,050	50	50	20	19,718
Total:	2,247	5,200	50	9,050	3,050	50	50	20	19,718
Fund Appropriations / Allocations *	LTD Actuals	2024 Revised	2025	2026	2027	2028	2029	2030	Total
Light Fund	2,247	5,200	50	9,050	3,050	50	50	20	19,718
Total:	2,247	5,200	50	9,050	3,050	50	50	20	19,718

O&M Impacts: NA

First Hill - Network

Project No:	MC-CL-YN8301	BSL Code:	BC-CL-Y
Project Type:	Ongoing	BSL Name:	Transmission and Distribution - CIP
Project Category:	Rehabilitation or Restoration	Location:	1100 Madison St
Current Project Stage:	N/A	Council District:	Council District 3
Start/End Date:	N/A	Neighborhood District:	East District
Total Project Cost:	N/A	Urban Village:	First Hill/Capitol Hill

This ongoing project funds a programmatic approach for comprehensive management of underground network assets serving customers in the First Hill area. This project funds annual work required, such as balancing feeder cables to their maximum service build out limit, performing engineering analysis to determine system feeder assignments, required for new service connections, and replacement of cables that fail while in service.

Resources	LTD Actuals	2024 Revised	2025	2026	2027	2028	2029	2030	Total
City Light Fund Revenues	22,594	1,596	2,124	1,162	-	-	-	-	27,476
Total:	22,594	1,596	2,124	1,162	-	-	-	-	27,476
Fund Appropriations / Allocations *	LTD Actuals	2024 Revised	2025	2026	2027	2028	2029	2030	Total
Light Fund	22,594	1,596	2,124	1,162	-	-	-	-	27,476
Total:	22,594	1,596	2,124	1,162	-	-	-	-	27,476

O&M Impacts: NA

Fork Tolt License Mitigation

Project No:	MC-CL-WC3131	BSL Code:	BC-CL-W
Project Type:	Ongoing	BSL Name:	Conservation & Environmental - CIP
Project Category:	Improved Facility	Location:	System Wide
Current Project Stage:	N/A	Council District:	Outside City of Seattle
Start/End Date:	N/A	Neighborhood District:	Outside City of Seattle
Total Project Cost:	N/A	Urban Village:	Outside City of Seattle

This ongoing project funds activities related to the South Fork Tolt License Mitigation and Settlement Agreement from 1988 to 2028. Activities include but are not limited to spawning surveys and placement of woody debris.

Resources	LTD Actuals	2024 Revised	2025	2026	2027	2028	2029	2030	Total
City Light Fund Revenues	395	161	128	130	132	132	134	136	1,347
Total:	395	161	128	130	132	132	134	136	1,347
Fund Appropriations / Allocations *	LTD Actuals	2024 Revised	2025	2026	2027	2028	2029	2030	Total
Light Fund	395	161	128	130	132	132	134	136	1,347
Total:	395	161	128	130	132	132	134	136	1,347

O&M Impacts:

Georgetown Steamplant Access Road

Project No:	MC-CL-XF9233	BSL Code:	BC-CL-X
Project Type:	Discrete	BSL Name:	Power Supply - CIP
Project Category:	Rehabilitation or Restoration	Location:	Off Wa 99 At King County Airport
Current Project Stage:	Stage 5 - Construction	Council District:	Council District 2
Start/End Date:	2015 - 2023	Neighborhood District:	Greater Duwamish
Total Project Cost:	\$3,135	Urban Village:	Greater Duwamish

This project will design and construct a road and associated infrastructure for public access to the Georgetown Steam Plant. This work will be partially funded by King County, who initiated street development in 2000 that cut off access to the steam plant.

Resources	LTD Actuals	2024 Revised	2025	2026	2027	2028	2029	2030	Total
City Light Fund Revenues	392	2,743	-	-	-	-	-	-	3,135
Total:	392	2,743	-	-	-	-	-	-	3,135
Fund Appropriations / Allocations *	LTD Actuals	2024 Revised	2025	2026	2027	2028	2029	2030	Total
Light Fund	392	2,743	-	-	-	-	-	-	3,135
Total:	392	2,743	-	-	-	-	-	-	3,135

O&M Impacts: NA

Gorge Crane Rehabilitation

Project No:	MC-CL-XS6639	BSL Code:	BC-CL-X
Project Type:	Discrete	BSL Name:	Power Supply - CIP
Project Category:	Rehabilitation or Restoration	Location:	Milepost 121 State Highway 20
Current Project Stage:	Stage 2 - Initiation, Project Definition, & Planning	Council District:	Outside City of Seattle
Start/End Date:	2021 - 2027	Neighborhood District:	Not in a Neighborhood District
Total Project Cost:	\$16,305	Urban Village:	Not in an Urban Village

This project refurbishes or replaces mechanical and electrical systems for the Gorge powerhouse cranes and will provide safety upgrades to comply with current code. The Gorge powerhouse crane has never undergone a major refurbishment. The three Gorge generating units are planned for overhauls within the next ten years, and will require a reliable crane. The crane control system is being modernized to allow for better control and accuracy.

Resources	LTD Actuals	2024 Revised	2025	2026	2027	2028	2029	2030	Total
City Light Fund Revenues	481	326	6,612	3,146	5,739	-	-	-	16,305
Total:	481	326	6,612	3,146	5,739	-	-	-	16,305
Fund Appropriations / Allocations *	LTD Actuals	2024 Revised	2025	2026	2027	2028	2029	2030	Total
Light Fund	481	326	6,612	3,146	5,739	-	-	-	16,305
Total:	481	326	6,612	3,146	5,739	-	-	-	16,305

O&M Impacts: NA

Gorge U21-24 overhauls

Project No:	MC-CL-XS6640	BSL Code:	BC-CL-X
Project Type:	Discrete	BSL Name:	Power Supply - CIP
Project Category:	Rehabilitation or Restoration	Location:	Milepost 121 State Highway 20
Current Project Stage:	Stage 1 - Pre-Project Development	Council District:	Outside City of Seattle
Start/End Date:	2023 - 2030	Neighborhood District:	Outside City of Seattle
Total Project Cost:	\$7,209	Urban Village:	Not in an Urban Village

This project overhauls Gorge units 21 - 24. The final scope of work will be determined during project chartering, but is expected to include replacing the stator winding, stator core, and excitation system. Refurbishment is expected for rotor components and other mechanical components. Planning is currently forecast to start in 2022 which would mean construction on the first unit would likely begin in 2025.

Resources	LTD Actuals	2024 Revised	2025	2026	2027	2028	2029	2030	Total
City Light Fund Revenues	-	-	122	523	116	491	956	5,000	7,209
Total:	-	-	122	523	116	491	956	5,000	7,209
Fund Appropriations / Allocations *	LTD Actuals	2024 Revised	2025	2026	2027	2028	2029	2030	Total
Light Fund	-	-	122	523	116	491	956	5,000	7,209
Total:	-	-	122	523	116	491	956	5,000	7,209

O&M Impacts: NA

Grid Modernization

Project No:	MC-CL-YD9510	BSL Code:	BC-CL-Y
Project Type:	Ongoing	BSL Name:	Transmission and Distribution - CIP
Project Category:	Improved Facility	Location:	System Wide
Current Project Stage:	N/A	Council District:	Multiple
Start/End Date:	N/A	Neighborhood District:	Multiple
Total Project Cost:	N/A	Urban Village:	Multiple

This project funds installation of technology and equipment to modernize the distribution grid, including distribution system sensors, automated and remote switches, and demand response systems. This project implements the Grid Modernization Plan and Roadmap, which describes the work needed to build a next-generation electric grid that can flexibly and cost-effectively absorb demand growth from electrification of buildings and transportation.

Resources	LTD Actuals	2024 Revised	2025	2026	2027	2028	2029	2030	Total
City Light Fund Revenues	1,350	4,631	6,371	6,718	7,288	7,704	7,939	8,100	50,102
Total:	1,350	4,631	6,371	6,718	7,288	7,704	7,939	8,100	50,102
Fund Appropriations / Allocations *	LTD Actuals	2024 Revised	2025	2026	2027	2028	2029	2030	Total
Light Fund	1,350	4,631	6,371	6,718	7,288	7,704	7,939	8,100	50,102
Total:	1,350	4,631	6,371	6,718	7,288	7,704	7,939	8,100	50,102

O&M Impacts:

Hydro Project Spill Containment

Project No:	MC-CL-XP6530	BSL Code:	BC-CL-X
Project Type:	Ongoing	BSL Name:	Power Supply - CIP
Project Category:	Rehabilitation or Restoration	Location:	Outside City of Seattle
Current Project Stage:	N/A	Council District:	Outside City of Seattle
Start/End Date:	N/A	Neighborhood District:	Outside City of Seattle
Total Project Cost:	N/A	Urban Village:	Outside City of Seattle

This ongoing project funds upgrades to generating plants that will either prevent oil spills through process improvements and equipment replacement, or provide additional containment capacity for accidental spills. These upgrades will include replacing oil filled transformers with dry-type transformers, building larger containment basins around oil filled equipment, reconfiguring powerhouse sumps, installing oil/water separators, and replacing greased valve bushings with greaseless bushings.

Resources	LTD Actuals	2024 Revised	2025	2026	2027	2028	2029	2030	Total
City Light Fund Revenues	2,726	1,362	-	-	-	-	-	-	4,087
Total:	2,726	1,362	-	-	-	-	-	-	4,087
Fund Appropriations / Allocations *	LTD Actuals	2024 Revised	2025	2026	2027	2028	2029	2030	Total
Light Fund	2,726	1,362	-	-	-	-	-	-	4,087
Total:	2,726	1,362	-	-	-	-	-	-	4,087

O&M Impacts: NA

Interbay Substation - Development

Project No:	MC-CL-YS7756	BSL Code:	BC-CL-Y
Project Type:	Discrete	BSL Name:	Transmission and Distribution - CIP
Project Category:	New Facility	Location:	17th Ave West
Current Project Stage:	Stage 1 - Pre-Project Development	Council District:	Council District 7
Start/End Date:	2022 - 2028	Neighborhood District:	Magnolia/Queen Anne
Total Project Cost:	\$931	Urban Village:	Ballard-Interbay Northend

This project plans, designs, and constructs a 26 kV substation in the Interbay area. This project installs 2-100 MVA transformers into a facility large enough to accommodate a third transformer at the site if required in the future. The project adds to the distribution network and provides a new path for power to the area. It provides assurance to the developers who are interested in projects in the South Lake Union district that City Light will be able to serve their needs reliably.

Resources	LTD Actuals	2024 Revised	2025	2026	2027	2028	2029	2030	Total
City Light Fund Revenues	10	133	91	116	118	113	172	177	931
Total:	10	133	91	116	118	113	172	177	931
Fund Appropriations / Allocations *	LTD Actuals	2024 Revised	2025	2026	2027	2028	2029	2030	Total
Light Fund	10	133	91	116	118	113	172	177	931
Total:	10	133	91	116	118	113	172	177	931

O&M Impacts: NA

IT Infrastructure

Project No:	MC-CL-ZF9915	BSL Code:	BC-CL-Z
Project Type:	Ongoing	BSL Name:	Customer Focused - CIP
Project Category:	Rehabilitation or Restoration	Location:	System Wide
Current Project Stage:	N/A	Council District:	Citywide
Start/End Date:	N/A	Neighborhood District:	Not in a Neighborhood District
Total Project Cost:	N/A	Urban Village:	Not in an Urban Village

This ongoing project funds replacement and improvement of the Utility's information technology infrastructure. This infrastructure provides applications, data storage, and print services to the utility, and supports activities and applications including Microsoft Outlook, remote connectivity, electronic communications and recording of power marketing transactions (E-tagging), the City InWeb and network, common and City Light applications, UNIX services, and infrastructure change management. Components purchased by this project include servers, network and communications equipment, disk storage, and application and operating system software. Infrastructure is upgraded or replaced based upon a combination of factors, such as maintenance schedules, equipment warranties, availability of vendor support, Gartner recommendations, application growth, and security demands.

Resources	LTD Actuals	2024 Revised	2025	2026	2027	2028	2029	2030	Total
City Light Fund Revenues	9	-	1,000	1,000	1,000	1,000	1,000	1,097	6,106
Total:	9	-	1,000	1,000	1,000	1,000	1,000	1,097	6,106
Fund Appropriations / Allocations *	LTD Actuals	2024 Revised	2025	2026	2027	2028	2029	2030	Total
Light Fund	9	-	1,000	1,000	1,000	1,000	1,000	1,097	6,106
Total:	9	-	1,000	1,000	1,000	1,000	1,000	1,097	6,106

O&M Impacts: NA

IT Security Upgrades

Project No:	MC-CL-ZF9960	BSL Code:	BC-CL-Z
Project Type:	Ongoing	BSL Name:	Customer Focused - CIP
Project Category:	Rehabilitation or Restoration	Location:	System Wide
Current Project Stage:	N/A	Council District:	Citywide
Start/End Date:	N/A	Neighborhood District:	Not in a Neighborhood District
Total Project Cost:	N/A	Urban Village:	Not in an Urban Village

The ongoing project updates or replaces information security systems that are at high risk of failure. The project enhances vulnerability and intrusion detection as well as response capabilities and procedures. The project provides (by way of illustration but not limitation) for implementation of systems to replace or upgrade firewalls, routers, switches, operating systems, intrusion detection capabilities, security information and event management, Linux patching procedures, Dynamic Host Configuration Protocol server, Domain Name System server, internal vulnerability scanning, and physical security cameras and networks for City Light locations.

Resources	LTD Actuals	2024 Revised	2025	2026	2027	2028	2029	2030	Total
City Light Fund Revenues	1,504	478	608	792	594	643	709	723	6,051
Total:	1,504	478	608	792	594	643	709	723	6,051
Fund Appropriations / Allocations *	LTD Actuals	2024 Revised	2025	2026	2027	2028	2029	2030	Total
Light Fund	1,504	478	608	792	594	643	709	723	6,051
Total:	1,504	478	608	792	594	643	709	723	6,051

O&M Impacts: NA

Landis and Gyr RTU Modernization Boundary, Cedar Falls and Skagit

Project No:	MC-CL-XB6565	BSL Code:	BC-CL-X
Project Type:	Ongoing	BSL Name:	Power Supply - CIP
Project Category:	Rehabilitation or Restoration	Location:	Boundary, Skagit and Cedar Falls power facilities
Current Project Stage:	N/A	Council District:	Outside City of Seattle
Start/End Date:	N/A	Neighborhood District:	Outside City of Seattle
Total Project Cost:	N/A	Urban Village:	Not in an Urban Village

This project provides the installation of new remote temperature monitoring equipment at the Boundary, Skagit, and Cedar Falls power facilities.

Resources	LTD Actuals	2024 Revised	2025	2026	2027	2028	2029	2030	Total
City Light Fund Revenues	2,819	2,523	1,605	1,430	-	-	-	-	8,377
Total:	2,819	2,523	1,605	1,430	-	-	-	-	8,377
Fund Appropriations / Allocations *	LTD Actuals	2024 Revised	2025	2026	2027	2028	2029	2030	Total
Light Fund	2,819	2,523	1,605	1,430	-	-	-	-	8,377
Total:	2,819	2,523	1,605	1,430	-	-	-	-	8,377

O&M Impacts: NA

Large Overhead and Underground Services

Project No:	MC-CL-ZS8365	BSL Code:	BC-CL-Z
Project Type:	Ongoing	BSL Name:	Customer Focused - CIP
Project Category:	New Facility	Location:	System wide
Current Project Stage:	N/A	Council District:	Citywide
Start/End Date:	N/A	Neighborhood District:	Not in a Neighborhood District
Total Project Cost:	N/A	Urban Village:	Not in an Urban Village

This ongoing project provides large size electric power service connections from City Light's distribution system to the customer's meter for power requirements of greater than 3 MVA and 26 kV radial services. The project allows City Light to provide service to new customers in a safe, reliable, timely and cost effective manner as a means to fulfill its commitment to be a customer and community-focused organization. The cost of some of this work is generally reimbursed by the requesting customer.

Resources	LTD Actuals	2024 Revised	2025	2026	2027	2028	2029	2030	Total
City Light Fund Revenues	44,245	5,300	3,334	3,468	3,606	3,750	3,905	4,067	71,674
Total:	44,245	5,300	3,334	3,468	3,606	3,750	3,905	4,067	71,674
Fund Appropriations / Allocations *	LTD Actuals	2024 Revised	2025	2026	2027	2028	2029	2030	Total
Light Fund	44,245	5,300	3,334	3,468	3,606	3,750	3,905	4,067	71,674
Total:	44,245	5,300	3,334	3,468	3,606	3,750	3,905	4,067	71,674

O&M Impacts: NA

LRDS Editor Upgrade

Project No:	MC-CL-YD9977	BSL Code:	BC-CL-Y
Project Type:	Discrete	BSL Name:	Transmission and Distribution - CIP
Project Category:	Rehabilitation or Restoration	Location:	Citywide
Current Project Stage:	Stage 5 - Execution (IT Only)	Council District:	Multiple
Start/End Date:	2018 - 2023	Neighborhood District:	Not in a Neighborhood District
Total Project Cost:	\$4,583	Urban Village:	Not in an Urban Village

This project funds the LRDS (Looped Radial Distribution System) ArcFM Editor Upgrade which will replace a Seattle City Light production software system that is at end of life.

Resources	LTD Actuals	2024 Revised	2025	2026	2027	2028	2029	2030	Total
City Light Fund Revenues	4,583	-	-	-	-	-	-	-	4,583
Total:	4,583	-	-	-	-	-	-	-	4,583
Fund Appropriations / Allocations *	LTD Actuals	2024 Revised	2025	2026	2027	2028	2029	2030	Total
Light Fund	4,583	-	-	-	-	-	-	-	4,583
Total:	4,583	-	-	-	-	-	-	-	4,583

O&M Impacts: NA

Major Emergency

Project No:	MC-CL-ZS8380	BSL Code:	BC-CL-Z
Project Type:	Ongoing	BSL Name:	Customer Focused - CIP
Project Category:	Rehabilitation or Restoration	Location:	System wide
Current Project Stage:	N/A	Council District:	Citywide
Start/End Date:	N/A	Neighborhood District:	Not in a Neighborhood District
Total Project Cost:	N/A	Urban Village:	Not in an Urban Village

This ongoing project covers unexpected problems that occur with the electrical system and result in repairs of over \$100,000 for any one event and for capital costs that are incurred during any single emergency situation lasting over 48 hours.

Resources	LTD Actuals	2024 Revised	2025	2026	2027	2028	2029	2030	Total
City Light Fund Revenues	36,982	7,333	3,634	3,189	3,084	3,087	6,016	6,158	69,484
Total:	36,982	7,333	3,634	3,189	3,084	3,087	6,016	6,158	69,484
Fund Appropriations / Allocations *	LTD Actuals	2024 Revised	2025	2026	2027	2028	2029	2030	Total
Light Fund	36,982	7,333	3,634	3,189	3,084	3,087	6,016	6,158	69,484
Total:	36,982	7,333	3,634	3,189	3,084	3,087	6,016	6,158	69,484

O&M Impacts: NA

Maritime Transportation Electrification

Project No:	MC-CL-ZS8520	BSL Code:	BC-CL-Z
Project Type:	Ongoing	BSL Name:	Customer Focused - CIP
Project Category:	New Investment	Location:	System Wide
Current Project Stage:	N/A	Council District:	Council District 7, Council District 1
Start/End Date:	N/A	Neighborhood District:	Multiple
Total Project Cost:	N/A	Urban Village:	Multiple

The ongoing program will plan, design, procure, construct, and commission large City Light capital investment projects to deliver infrastructure required to meet electrification, environmental justice, and/or sustainability goals and mandates and customer demand associated with Maritime Transportation (MARTEP). MARTEP Projects stem from public and private maritime transportation efforts to transition from emission-based energy sources to City Light electrical service and that requires City Light to design and construct new infrastructure.

Resources	LTD Actuals	2024 Revised	2025	2026	2027	2028	2029	2030	Total
City Light Fund Revenues	682	6,741	1,889	6,536	3,735	3,735	3,897	4,000	31,215
Total:	682	6,741	1,889	6,536	3,735	3,735	3,897	4,000	31,215
Fund Appropriations / Allocations *	LTD Actuals	2024 Revised	2025	2026	2027	2028	2029	2030	Total
Light Fund	682	6,741	1,889	6,536	3,735	3,735	3,897	4,000	31,215
Total:	682	6,741	1,889	6,536	3,735	3,735	3,897	4,000	31,215

O&M Impacts:

Massachusetts Street Substation - Networks

Project No:	MC-CL-YN8202	BSL Code:	BC-CL-Y
Project Type:	Ongoing	BSL Name:	Transmission and Distribution - CIP
Project Category:	New Facility	Location:	1555 Utah Ave S
Current Project Stage:	N/A	Council District:	Council District 2
Start/End Date:	N/A	Neighborhood District:	Greater Duwamish
Total Project Cost:	N/A	Urban Village:	Greater Duwamish

The ongoing project increases Massachusetts Street Substation network capacity. It funds a programmatic approach for comprehensive management of underground network assets serving customers in Pioneer Square and the area bounded by University Street, Third Avenue, Terrace Street, and the Freeway. The project funds completion of engineering design and analysis and construction work required to improve and enhance the network system supporting existing and neat future network customers in the areas. This project defers the need date for a new network substation until no further capacity is available from Union Street and the other network substations. It provides sufficient and reliable electrical capacity for the growing power needs of City Light customers.

Resources	LTD Actuals	2024 Revised	2025	2026	2027	2028	2029	2030	Total
City Light Fund Revenues	49,267	3,069	2,530	1,359	-	-	-	-	56,226
Total:	49,267	3,069	2,530	1,359	-	-	-	-	56,226
Fund Appropriations / Allocations *	LTD Actuals	2024 Revised	2025	2026	2027	2028	2029	2030	Total
Light Fund	49,267	3,069	2,530	1,359	-	-	-	-	56,226
Total:	49,267	3,069	2,530	1,359	-	-	-	-	56,226

O&M Impacts: NA

Medium Overhead and Underground Services

Project No:	MC-CL-ZS8366	BSL Code:	BC-CL-Z
Project Type:	Ongoing	BSL Name:	Customer Focused - CIP
Project Category:	New Facility	Location:	System wide
Current Project Stage:	N/A	Council District:	Citywide
Start/End Date:	N/A	Neighborhood District:	Not in a Neighborhood District
Total Project Cost:	N/A	Urban Village:	Not in an Urban Village

This ongoing project provides engineering and installation of radial electric power service connections with medium-sized power requirements of 50 KVA to 2.5 MVA and 26 kV. The cost of some of this work is generally reimbursed by the requesting customer.

Resources	LTD Actuals	2024 Revised	2025	2026	2027	2028	2029	2030	Total
City Light Fund Revenues	263,004	41,535	35,156	36,475	38,690	40,435	42,411	44,323	542,029
Total:	263,004	41,535	35,156	36,475	38,690	40,435	42,411	44,323	542,029
Fund Appropriations / Allocations *	LTD Actuals	2024 Revised	2025	2026	2027	2028	2029	2030	Total
Light Fund	263,004	41,535	35,156	36,475	38,690	40,435	42,411	44,323	542,029
Total:	263,004	41,535	35,156	36,475	38,690	40,435	42,411	44,323	542,029

O&M Impacts: NA

Meter Additions

Project No:	MC-CL-ZS8054	BSL Code:	BC-CL-Z
Project Type:	Ongoing	BSL Name:	Customer Focused - CIP
Project Category:	New Facility	Location:	System wide
Current Project Stage:	N/A	Council District:	Citywide
Start/End Date:	N/A	Neighborhood District:	Not in a Neighborhood District
Total Project Cost:	N/A	Urban Village:	Not in an Urban Village

This ongoing project provides new or replacement meters for both residential and commercial services. Work included in this project includes installations of new and/or upgraded meter services; obsolete meter exchanges; audits of new meter services, solar metering, and technology impacting the distribution system; testing, calibration, meter inventory management, and verifying electrical measurement standards. This project ensures accurate customer billing.

Resources	LTD Actuals	2024 Revised	2025	2026	2027	2028	2029	2030	Total
City Light Fund Revenues	62,453	7,203	4,440	4,488	4,898	4,972	5,067	5,174	98,695
Total:	62,453	7,203	4,440	4,488	4,898	4,972	5,067	5,174	98,695
Fund Appropriations / Allocations *	LTD Actuals	2024 Revised	2025	2026	2027	2028	2029	2030	Total
Light Fund	62,453	7,203	4,440	4,488	4,898	4,972	5,067	5,174	98,695
Total:	62,453	7,203	4,440	4,488	4,898	4,972	5,067	5,174	98,695

O&M Impacts: NA

Miscellaneous Building Improvements

Project No:	MC-CL-XF9007	BSL Code:	BC-CL-X
Project Type:	Ongoing	BSL Name:	Power Supply - CIP
Project Category:	Rehabilitation or Restoration	Location:	Citywide
Current Project Stage:	N/A	Council District:	Citywide
Start/End Date:	N/A	Neighborhood District:	Not in a Neighborhood District
Total Project Cost:	N/A	Urban Village:	Not in an Urban Village

This ongoing project funds improvements to City Light's buildings and facilities. The project provides cost effective asset preservation measures, and funds projects that allow City Light to meet safety and health code requirements.

Resources	LTD Actuals	2024 Revised	2025	2026	2027	2028	2029	2030	Total
City Light Fund Revenues	14,466	58	-	-	-	-	-	-	14,525
Total:	14,466	58	-	-	-	-	-	-	14,525
Fund Appropriations / Allocations *	LTD Actuals	2024 Revised	2025	2026	2027	2028	2029	2030	Total
Light Fund	14,466	58	-	-	-	-	-	-	14,525
Total:	14,466	58	-	-	-	-	-	-	14,525

O&M Impacts: NA

Network Additions and Services - Denny

Project No:	MC-CL-ZS8405	BSL Code:	BC-CL-Z
Project Type:	Ongoing	BSL Name:	Customer Focused - CIP
Project Category:	New Facility	Location:	Valley Street
Current Project Stage:	N/A	Council District:	TBD
Start/End Date:	N/A	Neighborhood District:	Lake Union
Total Project Cost:	N/A	Urban Village:	South Lake Union

This ongoing project provides electrical service connections and related improvements in response to customer service needs within the North Downtown network area. The project provides civil and electrical design assistance to customers to connect existing and proposed buildings to the North Downtown network system. This project also performs capacity addition work associated with service connections, and replaces or installs network transformers, network protectors, and bus tie- switches.

Resources	LTD Actuals	2024 Revised	2025	2026	2027	2028	2029	2030	Total
City Light Fund Revenues	27,064	1,310	2,817	440	-	-	-	-	31,632
Total:	27,064	1,310	2,817	440	-	-	-	-	31,632
Fund Appropriations / Allocations *	LTD Actuals	2024 Revised	2025	2026	2027	2028	2029	2030	Total
Light Fund	27,064	1,310	2,817	440	-	-	-	-	31,632
Total:	27,064	1,310	2,817	440	-	-	-	-	31,632

O&M Impacts: NA

Network Additions and Services: Broad Street Substation

Project No:	MC-CL-ZS8363	BSL Code:	BC-CL-Z
Project Type:	Ongoing	BSL Name:	Customer Focused - CIP
Project Category:	New Facility	Location:	319 6th AV N
Current Project Stage:	N/A	Council District:	Council District 7
Start/End Date:	N/A	Neighborhood District:	Multiple
Total Project Cost:	N/A	Urban Village:	Multiple

This ongoing project provides electrical service connections, capacity additions, and related improvements in response to customer service requests within the Broad Street network area. The project also funds replacement or installation of network transformers, network protectors and specialty transformers, or in-building vault retrofits or other short duration system improvement needs that may be identified during construction.

Resources	LTD Actuals	2024 Revised	2025	2026	2027	2028	2029	2030	Total
City Light Fund Revenues	128,485	11,278	6,987	1,028	-	-	-	-	147,778
Total:	128,485	11,278	6,987	1,028	-	-	-	-	147,778
Fund Appropriations / Allocations *	LTD Actuals	2024 Revised	2025	2026	2027	2028	2029	2030	Total
Light Fund	128,485	11,278	6,987	1,028	-	-	-	-	147,778
Total:	128,485	11,278	6,987	1,028	-	-	-	-	147,778

O&M Impacts: NA

Network Additions and Services: First Hill, Massachusetts, Union & University

Project No:	MC-CL-ZS8364	BSL Code:	BC-CL-Z
Project Type:	Ongoing	BSL Name:	Customer Focused - CIP
Project Category:	New Facility	Location:	1555 Utah AV S
Current Project Stage:	N/A	Council District:	Council District 2
Start/End Date:	N/A	Neighborhood District:	Multiple
Total Project Cost:	N/A	Urban Village:	Multiple

This ongoing project provides electrical service connections and related improvements in response to customer service requests within the First Hill, Massachusetts, Union, and University District network areas. The project performs capacity additions work associated with service connections to customers, including condominiums, office buildings, medical facilities, hotels, and commercial and apartment buildings. The project also replaces or installs network transformers, network protectors and specialty transformers, and performs short-duration system improvement work identified during operations, including retrofitting in-building vaults.

Resources	LTD Actuals	2024 Revised	2025	2026	2027	2028	2029	2030	Total
City Light Fund Revenues	86,555	9,868	6,055	870	-	-	-	-	103,348
Total:	86,555	9,868	6,055	870	-	-	-	-	103,348
Fund Appropriations / Allocations *	LTD Actuals	2024 Revised	2025	2026	2027	2028	2029	2030	Total
Light Fund	86,555	9,868	6,055	870	-	-	-	-	103,348
Total:	86,555	9,868	6,055	870	-	-	-	-	103,348

O&M Impacts: NA

Network Hazeltine Upgrade

Project No:	MC-CL-YN8129	BSL Code:	BC-CL-Y
Project Type:	Ongoing	BSL Name:	Transmission and Distribution - CIP
Project Category:	New Facility	Location:	System wide
Current Project Stage:	N/A	Council District:	Citywide
Start/End Date:	N/A	Neighborhood District:	Not in a Neighborhood District
Total Project Cost:	N/A	Urban Village:	Not in an Urban Village

This ongoing project upgrades City Light's remote vault monitoring capability for the Digital Grid system (formerly Hazeltine system). The project consists of substation receivers, workstations, applications, server pairs and alarm PCs. The project provides remote monitoring of network transformers, protectors, vaults, and supports daily utility operations. The project enhances the network monitoring capability by allowing a real time alarm and an event generated from the field to be processed and sent to the alarm PCs of an abnormal electrical component or environmental condition occurrence. The most crucial alarm PC is situated in the System Control Center where it is monitored by with Power Dispatchers 24/7.

Resources	LTD Actuals	2024 Revised	2025	2026	2027	2028	2029	2030	Total
City Light Fund Revenues	10,273	972	587	237	-	-	-	-	12,069
Total:	10,273	972	587	237	-	-	-	-	12,069
Fund Appropriations / Allocations *	LTD Actuals	2024 Revised	2025	2026	2027	2028	2029	2030	Total
Light Fund	10,273	972	587	237	-	-	-	-	12,069
Total:	10,273	972	587	237	-	-	-	-	12,069

O&M Impacts: NA

Network Maintenance Hole and Vault Rebuild

Project No:	MC-CL-YN8130	BSL Code:	BC-CL-Y
Project Type:	Ongoing	BSL Name:	Transmission and Distribution - CIP
Project Category:	Rehabilitation or Restoration	Location:	System wide
Current Project Stage:	N/A	Council District:	Citywide
Start/End Date:	N/A	Neighborhood District:	Not in a Neighborhood District
Total Project Cost:	N/A	Urban Village:	Not in an Urban Village

This ongoing project repairs or replaces damaged electrical manholes, vaults and ducts located in the street right of way within the Downtown Central and Pioneer Square business districts. The project provides reliable and safe electrical service to the network, and enhances safety for City Light crews and the public by reducing the large backlog of old or damaged electrical facilities.

Resources	LTD Actuals	2024 Revised	2025	2026	2027	2028	2029	2030	Total
City Light Fund Revenues	45,100	2,816	1,379	735	-	-	-	-	50,030
Total:	45,100	2,816	1,379	735	-	-	-	-	50,030
Fund Appropriations / Allocations *	LTD Actuals	2024 Revised	2025	2026	2027	2028	2029	2030	Total
Light Fund	45,100	2,816	1,379	735	-	-	-	-	50,030
Total:	45,100	2,816	1,379	735	-	-	-	-	50,030

O&M Impacts: NA

Network Services

Project No:	MC-CL-ZS8370	BSL Code:	BC-CL-Z
Project Type:	Ongoing	BSL Name:	Customer Focused - CIP
Project Category:	New Investment	Location:	System Wide
Current Project Stage:	N/A	Council District:	Multiple
Start/End Date:	N/A	Neighborhood District:	Multiple
Total Project Cost:	N/A	Urban Village:	Multiple

This ongoing project funds a programmatic approach for comprehensive management of underground network services assets for network distribution areas in the core central business district of Seattle, as well as the University District area. This project provides service specific electrical and civil facilities for new services and increased loads in these areas.

Resources	LTD Actuals	2024 Revised	2025	2026	2027	2028	2029	2030	Total
City Light Fund Revenues	-	1,000	6,786	21,040	19,846	25,094	25,820	26,383	125,968
Total:	-	1,000	6,786	21,040	19,846	25,094	25,820	26,383	125,968
Fund Appropriations / Allocations *	LTD Actuals	2024 Revised	2025	2026	2027	2028	2029	2030	Total
Light Fund	-	1,000	6,786	21,040	19,846	25,094	25,820	26,383	125,968
Total:	-	1,000	6,786	21,040	19,846	25,094	25,820	26,383	125,968

O&M Impacts:

Network Systems

Project No:	MC-CL-YN8630	BSL Code:	BC-CL-Y
Project Type:	Ongoing	BSL Name:	Transmission and Distribution - CIP
Project Category:	New Investment	Location:	System Wide
Current Project Stage:	N/A	Council District:	Multiple
Start/End Date:	N/A	Neighborhood District:	Multiple
Total Project Cost:	N/A	Urban Village:	Multiple

This ongoing project funds a programmatic approach for comprehensive management of underground network systems assets serving network distribution areas in the core central business district of Seattle, as well as the University District area. This project enhances network reliability and provides sufficient service capacity for the growing power needs of these areas.

Resources	LTD Actuals	2024 Revised	2025	2026	2027	2028	2029	2030	Total
City Light Fund Revenues	-	500	6,544	16,954	24,175	22,916	25,430	26,311	122,830
Total:	-	500	6,544	16,954	24,175	22,916	25,430	26,311	122,830
Fund Appropriations / Allocations *	LTD Actuals	2024 Revised	2025	2026	2027	2028	2029	2030	Total
Light Fund	-	500	6,544	16,954	24,175	22,916	25,430	26,311	122,830
Total:	-	500	6,544	16,954	24,175	22,916	25,430	26,311	122,830

O&M Impacts:

New Customer Information System

Project No:	MC-CL-ZC9937	BSL Code:	BC-CL-Z
Project Type:	Discrete	BSL Name:	Customer Focused - CIP
Project Category:	Rehabilitation or Restoration	Location:	700 5th Avenue
Current Project Stage:	Stage 5 - Execution (IT Only)	Council District:	Council District 3
Start/End Date:	2015 - 2023	Neighborhood District:	Downtown
Total Project Cost:	\$68,885	Urban Village:	Downtown

This project provides upgrades to the Customer Information System known as the Utility Self Service Portal that serves customers of both Seattle Public Utilities and City Light. This project empowers the customer to utilize real-time, self-serve options that improves engagement between the utilities and customers, enhances web presence, and enables both customer-facing and internal process efficiencies.

Resources	LTD Actuals	2024 Revised	2025	2026	2027	2028	2029	2030	Total
City Light Fund Revenues	68,885	-	-	-	-	-	-	-	68,885
Total:	68,885	-	-	-	-	-	-	-	68,885
Fund Appropriations / Allocations *	LTD Actuals	2024 Revised	2025	2026	2027	2028	2029	2030	Total
Light Fund	68,885	-	-	-	-	-	-	-	68,885
Total:	68,885	-	-	-	-	-	-	-	68,885

O&M Impacts: NA

New Technology

Project No:	MC-CL-ZF9980	BSL Code:	BC-CL-Z
Project Type:	Ongoing	BSL Name:	Customer Focused - CIP
Project Category:	New Investment	Location:	System Wide
Current Project Stage:	N/A	Council District:	Multiple
Start/End Date:	N/A	Neighborhood District:	Not in a Neighborhood District
Total Project Cost:	N/A	Urban Village:	Not in an Urban Village

This project funds new technologies outlined in the Utility Technology Roadmap. In 2021, City Light went through a thorough process to develop a comprehensive Utility Technology Roadmap. The outcome outlined all the major needs to support the strategic focus for improve customer engagement and experience through improved processes and relationship management, establish foundational technology for the modernization of the grid, and improving operational technology within a seven-year period.

Resources	LTD Actuals	2024 Revised	2025	2026	2027	2028	2029	2030	Total
City Light Fund Revenues	1,675	3,432	2,989	12,521	16,049	9,551	7,072	12,290	65,580
Total:	1,675	3,432	2,989	12,521	16,049	9,551	7,072	12,290	65,580
Fund Appropriations / Allocations *	LTD Actuals	2024 Revised	2025	2026	2027	2028	2029	2030	Total
Light Fund	1,675	3,432	2,989	12,521	16,049	9,551	7,072	12,290	65,580
Total:	1,675	3,432	2,989	12,521	16,049	9,551	7,072	12,290	65,580

O&M Impacts:

Newhalem Creek Hydroelectric Project Decommissioning

Project No:	MC-CL-XS6307	BSL Code:	BC-CL-X
Project Type:	Discrete	BSL Name:	Power Supply - CIP
Project Category:	Rehabilitation or Restoration	Location:	500 Newhalem Creek Rd, Marblemount, WA 98267
Current Project Stage:	Stage 1 - Pre-Project Development	Council District:	Outside City of Seattle
Start/End Date:	2023 - 2028	Neighborhood District:	Outside City of Seattle
Total Project Cost:	\$18,365	Urban Village:	Not in an Urban Village

This project funds the decommissioning of the Newhalem Creek Hydroelectric Project. This project comprises coordination with the Federal Energy Regulatory Commission (FERC) and intervenors in the process to surrender the license for the Newhalem Creek Hydroelectric Project, as well the planning, design, and decommissioning of the facilities.

Resources	LTD Actuals	2024 Revised	2025	2026	2027	2028	2029	2030	Total
City Light Fund Revenues	242	2,037	1,287	14,233	150	150	266	-	18,365
Total:	242	2,037	1,287	14,233	150	150	266	-	18,365
Fund Appropriations / Allocations *	LTD Actuals	2024 Revised	2025	2026	2027	2028	2029	2030	Total
Light Fund	242	2,037	1,287	14,233	150	150	266	-	18,365
Total:	242	2,037	1,287	14,233	150	150	266	-	18,365

O&M Impacts:

Normal Emergency

Project No:	MC-CL-ZS8379	BSL Code:	BC-CL-Z
Project Type:	Ongoing	BSL Name:	Customer Focused - CIP
Project Category:	Rehabilitation or Restoration	Location:	System wide
Current Project Stage:	N/A	Council District:	Citywide
Start/End Date:	N/A	Neighborhood District:	Not in a Neighborhood District
Total Project Cost:	N/A	Urban Village:	Not in an Urban Village

This ongoing project covers unexpected problems that occur with the electrical system incurred during any single emergency situation that lasts less than 48 hours, such as lightning storms and brief wind storms, and result in necessary repairs that cost over \$5,000.

Resources	LTD Actuals	2024 Revised	2025	2026	2027	2028	2029	2030	Total
City Light Fund Revenues	23,885	2,246	1,341	1,369	1,398	1,429	1,461	1,493	34,621
Total:	23,885	2,246	1,341	1,369	1,398	1,429	1,461	1,493	34,621

Fund Appropriations / Allocations *	LTD Actuals	2024 Revised	2025	2026	2027	2028	2029	2030	Total
Light Fund	23,885	2,246	1,341	1,369	1,398	1,429	1,461	1,493	34,621
Total:	23,885	2,246	1,341	1,369	1,398	1,429	1,461	1,493	34,621

O&M Impacts: NA

Overhead 26kV Conversion

Project No:	MC-CL-YR8358	BSL Code:	BC-CL-Y
Project Type:	Ongoing	BSL Name:	Transmission and Distribution - CIP
Project Category:	Rehabilitation or Restoration	Location:	System Wide
Current Project Stage:	N/A	Council District:	Multiple
Start/End Date:	N/A	Neighborhood District:	Multiple
Total Project Cost:	N/A	Urban Village:	Multiple

This ongoing project replaces the 4 kV electrical equipment remaining in the electrical distribution system with new, efficient and reliable 26 kV distribution equipment. This project increases capacity to deliver power to City Light customers, rebuilds and maintains the backbone of City Light's system, saves energy by reducing transformer and line losses, improves quality and reliability of service to customers, and releases unit substation properties for better neighborhood uses.

Resources	LTD Actuals	2024 Revised	2025	2026	2027	2028	2029	2030	Total
City Light Fund Revenues	19,274	1,040	300	-	-	-	-	-	20,614
Total:	19,274	1,040	300	-	-	-	-	-	20,614
Fund Appropriations / Allocations *	LTD Actuals	2024 Revised	2025	2026	2027	2028	2029	2030	Total
Light Fund	19,274	1,040	300	-	-	-	-	-	20,614
Total:	19,274	1,040	300	-	-	-	-	-	20,614

O&M Impacts: NA

Overhead and Underground Relocations

Project No:	MC-CL-ZT8369	BSL Code:	BC-CL-Z
Project Type:	Ongoing	BSL Name:	Customer Focused - CIP
Project Category:	New Facility	Location:	System wide
Current Project Stage:	N/A	Council District:	Citywide
Start/End Date:	N/A	Neighborhood District:	Not in a Neighborhood District
Total Project Cost:	N/A	Urban Village:	Not in an Urban Village

This ongoing project provides relocation of electrical lines to accommodate or take advantage of transportation-related projects, street vacations, or other projects initiated by outside agencies such as SDOT, WSDOT, or suburban municipalities. Work includes modifications to the distribution system, including replacement or modifications of line segments, poles, and underground facilities. Some costs may be reimbursable by the requesting outside agencies

Resources	LTD Actuals	2024 Revised	2025	2026	2027	2028	2029	2030	Total
City Light Fund Revenues	34,332	9,502	7,755	6,955	6,846	7,092	7,143	7,292	86,916
Total:	34,332	9,502	7,755	6,955	6,846	7,092	7,143	7,292	86,916
Fund Appropriations / Allocations *	LTD Actuals	2024 Revised	2025	2026	2027	2028	2029	2030	Total
Light Fund	34,332	9,502	7,755	6,955	6,846	7,092	7,143	7,292	86,916
Total:	34,332	9,502	7,755	6,955	6,846	7,092	7,143	7,292	86,916

O&M Impacts: NA

Overhead Customer Driven Capacity Additions

Project No:	MC-CL-YR8355	BSL Code:	BC-CL-Y
Project Type:	Ongoing	BSL Name:	Transmission and Distribution - CIP
Project Category:	New Facility	Location:	System wide
Current Project Stage:	N/A	Council District:	Citywide
Start/End Date:	N/A	Neighborhood District:	Not in a Neighborhood District
Total Project Cost:	N/A	Urban Village:	Not in an Urban Village

This ongoing project provides electrical lines from substations to customers' property lines. This project builds new and replaces old line segments, relocates lines for construction clearances and may replace rotten and damaged poles in the distribution system. This work is driven by specific customer projects, for their direct benefit, to identify and upgrade feeders that are affected before the new load from those projects comes online. City Light is reimbursed by the customers for this work.

Resources	LTD Actuals	2024 Revised	2025	2026	2027	2028	2029	2030	Total
City Light Fund Revenues	65,295	6,488	-	-	-	-	-	-	71,783
Total:	65,295	6,488	-	-	-	-	-	-	71,783
Fund Appropriations / Allocations *	LTD Actuals	2024 Revised	2025	2026	2027	2028	2029	2030	Total
Light Fund	65,295	6,488	-	-	-	-	-	-	71,783
Total:	65,295	6,488	-	-	-	-	-	-	71,783

O&M Impacts: NA

Overhead Equipment Replacements

Project No:	MC-CL-YR8351	BSL Code:	BC-CL-Y
Project Type:	Ongoing	BSL Name:	Transmission and Distribution - CIP
Project Category:	Rehabilitation or Restoration	Location:	System wide
Current Project Stage:	N/A	Council District:	Citywide
Start/End Date:	N/A	Neighborhood District:	Not in a Neighborhood District
Total Project Cost:	N/A	Urban Village:	Not in an Urban Village

This ongoing project replaces overhead distribution equipment nearing the end of its usable life, is overloaded, or no longer has an available supply of spare parts. These items include but are not limited to poles, cross-arms, transformers, and open-wire secondaries.

Resources	LTD Actuals	2024 Revised	2025	2026	2027	2028	2029	2030	Total
City Light Fund Revenues	277,618	41,855	40,143	43,308	44,060	41,980	44,101	46,975	580,040
Total:	277,618	41,855	40,143	43,308	44,060	41,980	44,101	46,975	580,040

Fund Appropriations / Allocations *	LTD Actuals	2024 Revised	2025	2026	2027	2028	2029	2030	Total
Light Fund	277,618	41,855	40,143	43,308	44,060	41,980	44,101	46,975	580,040
Total:	277,618	41,855	40,143	43,308	44,060	41,980	44,101	46,975	580,040

O&M Impacts: NA

Overhead Outage Replacements

Project No:	MC-CL-ZS8350	BSL Code:	BC-CL-Z
Project Type:	Ongoing	BSL Name:	Customer Focused - CIP
Project Category:	Rehabilitation or Restoration	Location:	System wide
Current Project Stage:	N/A	Council District:	Citywide
Start/End Date:	N/A	Neighborhood District:	Not in a Neighborhood District
Total Project Cost:	N/A	Urban Village:	Not in an Urban Village

This ongoing project supports the capitalized portion of work resulting from unplanned, non-emergency, overhead outages. These outages result from events, such as storms, accidents, and equipment failures. The project funds permanent storm repairs and construction of new infrastructure to bypass failing equipment. The project ensures that customers' electric power is restored as quickly as possible.

Resources	LTD Actuals	2024 Revised	2025	2026	2027	2028	2029	2030	Total
City Light Fund Revenues	4,275	662	686	701	222	245	273	298	7,363
Total:	4,275	662	686	701	222	245	273	298	7,363
Fund Appropriations / Allocations *	LTD Actuals	2024 Revised	2025	2026	2027	2028	2029	2030	Total
Light Fund	4,275	662	686	701	222	245	273	298	7,363
Total:	4,275	662	686	701	222	245	273	298	7,363

O&M Impacts: NA

Overhead System Capacity Additions

Project No:	MC-CL-YR8356	BSL Code:	BC-CL-Y
Project Type:	Ongoing	BSL Name:	Transmission and Distribution - CIP
Project Category:	New Facility	Location:	System wide
Current Project Stage:	N/A	Council District:	Citywide
Start/End Date:	N/A	Neighborhood District:	Not in a Neighborhood District
Total Project Cost:	N/A	Urban Village:	Not in an Urban Village

This ongoing project provides electrical lines from substations to customers' property lines. This project builds new and replaces old line segments, replaces rotten and damaged poles in the distribution system. City Light customers may pay for some of this work.

Resources	LTD Actuals	2024 Revised	2025	2026	2027	2028	2029	2030	Total
City Light Fund Revenues	51,094	1,861	-	-	-	-	-	-	52,954
Total:	51,094	1,861	-	-	-	-	-	-	52,954
Fund Appropriations / Allocations *	LTD Actuals	2024 Revised	2025	2026	2027	2028	2029	2030	Total
Light Fund	51,094	1,861	-	-	-	-	-	-	52,954
Total:	51,094	1,861	-	-	-	-	-	-	52,954

O&M Impacts: NA

Pole Attachments

Project No:	MC-CL-YR8452	BSL Code:	BC-CL-Y
Project Type:	Ongoing	BSL Name:	Transmission and Distribution - CIP
Project Category:	New Facility	Location:	System wide
Current Project Stage:	N/A	Council District:	Citywide
Start/End Date:	N/A	Neighborhood District:	Not in a Neighborhood District
Total Project Cost:	N/A	Urban Village:	Not in an Urban Village

This ongoing project funds preparing poles for the attachment of communication infrastructure owned by other entities. The construction costs associated with this work are typically fully reimbursable and attachments generate ongoing revenues through pole attachment rental fees.

Resources	LTD Actuals	2024 Revised	2025	2026	2027	2028	2029	2030	Total
City Light Fund Revenues	94,376	22,810	14,085	14,412	14,984	15,350	17,603	18,015	211,634
Total:	94,376	22,810	14,085	14,412	14,984	15,350	17,603	18,015	211,634

Fund Appropriations / Allocations *	LTD Actuals	2024 Revised	2025	2026	2027	2028	2029	2030	Total
Light Fund	94,376	22,810	14,085	14,412	14,984	15,350	17,603	18,015	211,634
Total:	94,376	22,810	14,085	14,412	14,984	15,350	17,603	18,015	211,634

O&M Impacts: NA

Power Production - Network Controls

Project No:	MC-CL-XP6385	BSL Code:	BC-CL-X
Project Type:	Ongoing	BSL Name:	Power Supply - CIP
Project Category:	New Facility	Location:	500 Newhalem Creek Rd, Marblemount, WA 98267
Current Project Stage:	N/A	Council District:	Outside City of Seattle
Start/End Date:	N/A	Neighborhood District:	Not in a Neighborhood District
Total Project Cost:	N/A	Urban Village:	Not in an Urban Village

This project provides the infrastructure required to install the basic control network and integrate existing, major control systems for a Skagit wide network controls program, to be located at each of the Skagit facilities. This project improves monitoring and control of the Skagit facilities, reduces maintenance and potential outages, and reduces cost and time of maintenance and outages. This project incorporates features that lead to enhanced data acquisition that is part of the NERC requirements.

Resources	LTD Actuals	2024 Revised	2025	2026	2027	2028	2029	2030	Total
City Light Fund Revenues	9,535	-	-	-	214	81	43	-	9,873
Total:	9,535	-	-	-	214	81	43	-	9,873
Fund Appropriations / Allocations *	LTD Actuals	2024 Revised	2025	2026	2027	2028	2029	2030	Total
Light Fund	9,535	-	-	-	214	81	43	-	9,873
Total:	9,535	-	-	-	214	81	43	-	9,873

O&M Impacts: NA

RCOS Power Plant Controller Replacement

Project No:	MC-CL-YD9948	BSL Code:	BC-CL-Y
Project Type:	Discrete	BSL Name:	Transmission and Distribution - CIP
Project Category:	New Investment	Location:	System Wide
Current Project Stage:	Stage 5 - Execution (IT Only)	Council District:	Multiple
Start/End Date:	2020 - 2024	Neighborhood District:	Not in a Neighborhood District
Total Project Cost:	\$4,855	Urban Village:	Not in an Urban Village

This project replaces the existing end of life Operational Technology (OT) computer system that provides generating unit supervisory control and data acquisition (SCADA) at each of 9 City Light power plants in conjunction with the City Light System Operations Center (SOC) for customer load and power market operation.

Resources	LTD Actuals	2024 Revised	2025	2026	2027	2028	2029	2030	Total
City Light Fund Revenues	4,855	-	-	-	-	-	-	-	4,855
Total:	4,855	-	-	-	-	-	-	-	4,855

Fund Appropriations / Allocations *	LTD Actuals	2024 Revised	2025	2026	2027	2028	2029	2030	Total
Light Fund	4,855	-	-	-	-	-	-	-	4,855
Total:	4,855	-	-	-	-	-	-	-	4,855

O&M Impacts: NA

Relaying Improvements

Project No:	MC-CL-YS7753	BSL Code:	BC-CL-Y
Project Type:	Ongoing	BSL Name:	Transmission and Distribution - CIP
Project Category:	Rehabilitation or Restoration	Location:	System wide
Current Project Stage:	N/A	Council District:	Citywide
Start/End Date:	N/A	Neighborhood District:	Not in a Neighborhood District
Total Project Cost:	N/A	Urban Village:	Not in an Urban Village

This ongoing project replaces protective relays, to ensure system reliability by protecting the rest of the distribution system from potentially cascading effects if one part fails to operate properly. It upgrades relay technology, allowing remote control and documentation of system events, which enhances the detection and management of equipment problems.

Resources	LTD Actuals	2024 Revised	2025	2026	2027	2028	2029	2030	Total
City Light Fund Revenues	66,461	5,807	5,663	5,986	6,904	7,167	6,733	6,886	111,606
Total:	66,461	5,807	5,663	5,986	6,904	7,167	6,733	6,886	111,606
Fund Appropriations / Allocations *	LTD Actuals	2024 Revised	2025	2026	2027	2028	2029	2030	Total
Light Fund	66,461	5,807	5,663	5,986	6,904	7,167	6,733	6,886	111,606
Total:	66,461	5,807	5,663	5,986	6,904	7,167	6,733	6,886	111,606

O&M Impacts: NA

Replace Breakers BPA Covington and Maple Valley Substations

Project No:	MC-CL-YS7121	BSL Code:	BC-CL-Y
Project Type:	Ongoing	BSL Name:	Transmission and Distribution - CIP
Project Category:	Rehabilitation or Restoration	Location:	Kent
Current Project Stage:	N/A	Council District:	Outside City of Seattle
Start/End Date:	N/A	Neighborhood District:	Not in a Neighborhood District
Total Project Cost:	N/A	Urban Village:	Not in an Urban Village

This ongoing project meets the terms of City Light's interconnection agreement with Bonneville Power Administration (BPA) by upgrading breaker capacity in two substations that are owned by BPA, but where City Light is responsible for the breakers.

Resources	LTD Actuals	2024 Revised	2025	2026	2027	2028	2029	2030	Total
City Light Fund Revenues	546	3	-	-	-	-	-	-	549
Total:	546	3	-	-	-	-	-	-	549
Fund Appropriations / Allocations *	LTD Actuals	2024 Revised	2025	2026	2027	2028	2029	2030	Total
Light Fund	546	3	-	-	-	-	-	-	549
Total:	546	3	-	-	-	-	-	-	549

O&M Impacts: NA

Ross - Exciters 41-44

Project No:	MC-CL-XS6564	BSL Code:	BC-CL-X
Project Type:	Discrete	BSL Name:	Power Supply - CIP
Project Category:	Rehabilitation or Restoration	Location:	Ross Powehouse
Current Project Stage:	Stage 2 - Initiation, Project Definition, & Planning	Council District:	Outside City of Seattle
Start/End Date:	2018 - 2027	Neighborhood District:	Outside City of Seattle
Total Project Cost:	\$3,588	Urban Village:	Outside City of Seattle

This project replaces the excitation systems for the four Ross generating units.

Resources	LTD Actuals	2024 Revised	2025	2026	2027	2028	2029	2030	Total
City Light Fund Revenues	144	-	187	1,079	2,178	-	-	-	3,588
Total:	144	-	187	1,079	2,178	-	-	-	3,588
Fund Appropriations / Allocations *	LTD Actuals	2024 Revised	2025	2026	2027	2028	2029	2030	Total
Light Fund	144	-	187	1,079	2,178	-	-	-	3,588
Total:	144	-	187	1,079	2,178	-	-	-	3,588

O&M Impacts: NA

Ross - Governors

Project No:	MC-CL-XS6562	BSL Code:	BC-CL-X
Project Type:	Discrete	BSL Name:	Power Supply - CIP
Project Category:	Rehabilitation or Restoration	Location:	Ross Powehouse
Current Project Stage:	Stage 6 - Closeout	Council District:	Outside City of Seattle
Start/End Date:	2015 - 2023	Neighborhood District:	Outside City of Seattle
Total Project Cost:	\$7,380	Urban Village:	Outside City of Seattle

This project replaces governor controls on all four of the Ross Powerhouse generating units.

Resources	LTD Actuals	2024 Revised	2025	2026	2027	2028	2029	2030	Total
City Light Fund Revenues	7,380	-	-	-	-	-	-	-	7,380
Total:	7,380	-	-	-	-	-	-	-	7,380
Fund Appropriations / Allocations *	LTD Actuals	2024 Revised	2025	2026	2027	2028	2029	2030	Total
Light Fund	7,380	-	-	-	-	-	-	-	7,380
Total:	7,380	-	-	-	-	-	-	-	7,380

O&M Impacts: NA

Ross Dam - AC/DC Distribution System Upgrade

Project No:	MC-CL-XS6373	BSL Code:	BC-CL-X
Project Type:	Discrete	BSL Name:	Power Supply - CIP
Project Category:	Rehabilitation or Restoration	Location:	Milepost 128 State Highway 20
Current Project Stage:	Stage 3 - Design	Council District:	Outside City of Seattle
Start/End Date:	2005 - 2030	Neighborhood District:	Not in a Neighborhood District
Total Project Cost:	\$25,126	Urban Village:	Not in an Urban Village

This project upgrades aging AC electrical distribution system at Ross Dam with a new electrical distribution system. It installs conduit, ducting, distribution panels and wire. It improves the 4 kV system, improves lighting, and provides improvements on top of the dam including a center substation room, emergency generator, valve houses, and a 130-volt battery bank. New conduit and conductors improve reliability of spillgate operations and other dam operations requiring electric power. New electrical equipment, new lighting, and the addition of emergency lighting allow staff greater operational flexibility, safety, and efficiency.

Resources	LTD Actuals	2024 Revised	2025	2026	2027	2028	2029	2030	Total
City Light Fund Revenues	5,224	441	2,545	2,656	4,494	4,390	5,076	300	25,126
Total:	5,224	441	2,545	2,656	4,494	4,390	5,076	300	25,126
Fund Appropriations / Allocations *	LTD Actuals	2024 Revised	2025	2026	2027	2028	2029	2030	Total
Light Fund	5,224	441	2,545	2,656	4,494	4,390	5,076	300	25,126
Total:	5,224	441	2,545	2,656	4,494	4,390	5,076	300	25,126

O&M Impacts: NA

Safety Modifications

Project No:	MC-CL-XF9006	BSL Code:	BC-CL-X
Project Type:	Ongoing	BSL Name:	Power Supply - CIP
Project Category:	Rehabilitation or Restoration	Location:	Citywide
Current Project Stage:	N/A	Council District:	Citywide
Start/End Date:	N/A	Neighborhood District:	Not in a Neighborhood District
Total Project Cost:	N/A	Urban Village:	Not in an Urban Village

This ongoing project provides facility modifications and equipment to address imminent and critical safety needs. The project includes physical upgrades and revisions to systems, equipment, properties, and facilities, as needed to comply with safety regulations and best practices for a safe, efficient, and secure work environment.

Resources	LTD Actuals	2024 Revised	2025	2026	2027	2028	2029	2030	Total
City Light Fund Revenues	6,190	708	-	-	-	-	-	-	6,898
Total:	6,190	708	-	-	-	-	-	-	6,898
Fund Appropriations / Allocations *	LTD Actuals	2024 Revised	2025	2026	2027	2028	2029	2030	Total
Light Fund	6,190	708	-	-	-	-	-	-	6,898
Total:	6,190	708	-	-	-	-	-	-	6,898

O&M Impacts: NA

Seattle Waterfront Streetlight Installation

Project No:	MC-CL-ZL8481	BSL Code:	BC-CL-Z
Project Type:	Discrete	BSL Name:	Customer Focused - CIP
Project Category:	Rehabilitation or Restoration	Location:	1312 Western AVE
Current Project Stage:	Stage 5 - Construction	Council District:	Council District 7
Start/End Date:	2017 - 2025	Neighborhood District:	Not in a Neighborhood District
Total Project Cost:	\$8,792	Urban Village:	Not in an Urban Village

This project funds new streetlights in the Seattle Waterfront area. The redevelopment of the Seattle Waterfront follows the Alaskan Way Viaduct replacement and is led by the Office of the Waterfront.

Resources	LTD Actuals	2024 Revised	2025	2026	2027	2028	2029	2030	Total
City Light Fund Revenues	6,097	2,499	197	-	-	-	-	-	8,792
Total:	6,097	2,499	197	-	-	-	-	-	8,792
Fund Appropriations / Allocations *	LTD Actuals	2024 Revised	2025	2026	2027	2028	2029	2030	Total
Light Fund	6,097	2,499	197	-	-	-	-	-	8,792
Total:	6,097	2,499	197	-	-	-	-	-	8,792

O&M Impacts: NA

Security Improvements

Project No:	MC-CL-YD9202	BSL Code:	BC-CL-Y
Project Type:	Ongoing	BSL Name:	Transmission and Distribution - CIP
Project Category:	New Facility	Location:	System wide
Current Project Stage:	N/A	Council District:	Citywide
Start/End Date:	N/A	Neighborhood District:	Not in a Neighborhood District
Total Project Cost:	N/A	Urban Village:	Not in an Urban Village

This ongoing project plans, designs and implements projects, improving the physical security of City Light critical facilities, in order to mitigate unauthorized access and criminal activities that could cause significant system damage, power outages, and other related disruptions to the electrical system. The project reduces the risk of sabotage, vandalism, theft, and terrorism that can result in the loss of valuable infrastructure for generation and distribution of power. The project also reduces risk of noncompliance with North American Reliability Council (NERC) 1200 Standards to improve security at critical facilities that house command and control systems. It enhances reliability of the power system, reduces the risk of lost revenues, and reduces the jeopardy to public safety and emergency response due to loss of lifeline services such as medical services, water and wastewater systems, communications, law enforcement, banking, transportation system, etc.

Resources	LTD Actuals	2024 Revised	2025	2026	2027	2028	2029	2030	Total
City Light Fund Revenues	35,066	4,190	840	1,994	2,574	2,000	2,060	2,101	50,825
Total:	35,066	4,190	840	1,994	2,574	2,000	2,060	2,101	50,825
Fund Appropriations / Allocations *	LTD Actuals	2024 Revised	2025	2026	2027	2028	2029	2030	Total
Light Fund	35,066	4,190	840	1,994	2,574	2,000	2,060	2,101	50,825
Total:	35,066	4,190	840	1,994	2,574	2,000	2,060	2,101	50,825

O&M Impacts: NA

Seismic Mitigation

Project No:	MC-CL-XF9134	BSL Code:	BC-CL-X
Project Type:	Ongoing	BSL Name:	Power Supply - CIP
Project Category:	Rehabilitation or Restoration	Location:	Outside City of Seattle
Current Project Stage:	N/A	Council District:	Outside City of Seattle
Start/End Date:	N/A	Neighborhood District:	Not in a Neighborhood District
Total Project Cost:	N/A	Urban Village:	Not in an Urban Village

This ongoing project funds structural upgrades to buildings. This project is for miscellaneous, unidentified seismic issues other than the Georgetown Steam Plant, Service Centers and Substations, which are funded through other projects. The project protects City Light's assets, employees, customers, visitors, equipment, and materials.

Resources	LTD Actuals	2024 Revised	2025	2026	2027	2028	2029	2030	Total
City Light Fund Revenues	10,669	-	-	-	-	-	-	-	10,670
Total:	10,669	-	-	-	-	-	-	-	10,670
Fund Appropriations / Allocations *	LTD Actuals	2024 Revised	2025	2026	2027	2028	2029	2030	Total
Light Fund	10,669	-	-	-	-	-	-	-	10,670
Total:	10,669	-	-	-	-	-	-	-	10,670

O&M Impacts: NA

Service Center Facility Improvements

Project No:	MC-CL-XF9107	BSL Code:	BC-CL-X
Project Type:	Ongoing	BSL Name:	Power Supply - CIP
Project Category:	Rehabilitation or Restoration	Location:	Outside City of Seattle
Current Project Stage:	N/A	Council District:	Outside City of Seattle
Start/End Date:	N/A	Neighborhood District:	Not in a Neighborhood District
Total Project Cost:	N/A	Urban Village:	Not in an Urban Village

This ongoing project funds the purchase of light-duty and heavy-duty mobile equipment fleet vehicles. This includes replacement of specialized fleet vehicles for electric utility use, as well as enhancements and additions of green alternatives such as electric powered vehicles.

Resources	LTD Actuals	2024 Revised	2025	2026	2027	2028	2029	2030	Total
City Light Fund Revenues	18,144	769	-	-	-	-	-	-	18,913
Total:	18,144	769	-	-	-	-	-	-	18,913
Fund Appropriations / Allocations *	LTD Actuals	2024 Revised	2025	2026	2027	2028	2029	2030	Total
Light Fund	18,144	769	-	-	-	-	-	-	18,913
Total:	18,144	769	-	-	-	-	-	-	18,913

O&M Impacts: NA

Skagit - Babcock Creek Crossing

Project No:	MC-CL-XS6514	BSL Code:	BC-CL-X
Project Type:	Discrete	BSL Name:	Power Supply - CIP
Project Category:	Rehabilitation or Restoration	Location:	Newhalem Creek Rd, Marblemount, WA 98267
Current Project Stage:	Stage 3 - Design	Council District:	Outside City of Seattle
Start/End Date:	2015 - 2028	Neighborhood District:	Outside City of Seattle
Total Project Cost:	\$1,163	Urban Village:	Outside City of Seattle

This project provides a permanent and more stable crossing across Babcock Creek, near Newhalem. The road to Babcock Creek provides access to a critical communication tower and currently only has a temporary bridge crossing it. The permanent crossing will be either a bridge or vented ford.

Resources	LTD Actuals	2024 Revised	2025	2026	2027	2028	2029	2030	Total
City Light Fund Revenues	263	-	-	135	591	174	-	-	1,163
Total:	263	-	-	135	591	174	-	-	1,163
Fund Appropriations / Allocations *	LTD Actuals	2024 Revised	2025	2026	2027	2028	2029	2030	Total
Light Fund	263	-	-	135	591	174	-	-	1,163
Total:	263	-	-	135	591	174	-	-	1,163

O&M Impacts: NA

Skagit - Boat Facility Improvements

Project No:	MC-CL-XS6540	BSL Code:	BC-CL-X
Project Type:	Ongoing	BSL Name:	Power Supply - CIP
Project Category:	Rehabilitation or Restoration	Location:	Newhalem Creek Rd, Marblemount, WA 98267
Current Project Stage:	N/A	Council District:	Outside City of Seattle
Start/End Date:	N/A	Neighborhood District:	Outside City of Seattle
Total Project Cost:	N/A	Urban Village:	Outside City of Seattle

This project provides design and construction of several new structures to support industrial and recreational boat operations on our Skagit reservoirs. Structures include a new tour dock, new dry dock, additions to the existing boat houses and a new barge landing in Diablo. The project provides improved visitor access for the Skagit Boat Tour, safer boat fueling facilities, reduced impact of snowfall on boats, consolidated barge landings, and improved dry docks.

Resources	LTD Actuals	2024 Revised	2025	2026	2027	2028	2029	2030	Total
City Light Fund Revenues	5,002	1,025	834	-	-	-	-	-	6,861
Total:	5,002	1,025	834	-	-	-	-	-	6,861
Fund Appropriations / Allocations *	LTD Actuals	2024 Revised	2025	2026	2027	2028	2029	2030	Total
Light Fund	5,002	1,025	834	-	-	-	-	-	6,861
Total:	5,002	1,025	834	-	-	-	-	-	6,861

O&M Impacts: NA

Skagit - DC Battery System

Project No:	MC-CL-XS6583	BSL Code:	BC-CL-X
Project Type:	Ongoing	BSL Name:	Power Supply - CIP
Project Category:	Rehabilitation or Restoration	Location:	System Wide
Current Project Stage:	N/A	Council District:	Outside City of Seattle
Start/End Date:	N/A	Neighborhood District:	Not in a Neighborhood District
Total Project Cost:	N/A	Urban Village:	Not in an Urban Village

This project replaces the existing DC battery banks at the Skagit project.

Resources	LTD Actuals	2024 Revised	2025	2026	2027	2028	2029	2030	Total
City Light Fund Revenues	4,564	-	763	805	1,417	814	-	-	8,363
Total:	4,564	-	763	805	1,417	814	-	-	8,363
Fund Appropriations / Allocations *	LTD Actuals	2024 Revised	2025	2026	2027	2028	2029	2030	Total
Light Fund	4,564	-	763	805	1,417	814	-	-	8,363
Total:	4,564	-	763	805	1,417	814	-	-	8,363

O&M Impacts: NA

Skagit - Relicensing

Project No:	MC-CL-XS6986	BSL Code:	BC-CL-X
Project Type:	Ongoing	BSL Name:	Power Supply - CIP
Project Category:	New Investment	Location:	Newhalem Creek Rd, Marblemount, WA 98267
Current Project Stage:	N/A	Council District:	Outside City of Seattle
Start/End Date:	N/A	Neighborhood District:	Outside City of Seattle
Total Project Cost:	N/A	Urban Village:	Outside City of Seattle

This ongoing project supports the relicensing activities for the Skagit River Hydroelectric Project, including support of staff, environmental studies, documentation, and consultation. Relicensing work began in 2019. The current FERC license for the Skagit Project expires in 2025. City Light submitted the final license application to FERC in April 2023, but work continues to refine the details of proposed protection, mitigation, and enhancement measures.

Resources	LTD Actuals	2024 Revised	2025	2026	2027	2028	2029	2030	Total
City Light Fund Revenues	72,146	27,974	16,458	12,616	11,376	-	-	-	140,571
Total:	72,146	27,974	16,458	12,616	11,376	-	-	-	140,571
Fund Appropriations / Allocations *	LTD Actuals	2024 Revised	2025	2026	2027	2028	2029	2030	Total
Light Fund	72,146	27,974	16,458	12,616	11,376	-	-	-	140,571
Total:	72,146	27,974	16,458	12,616	11,376	-	-	-	140,571

O&M Impacts: NA

Skagit Facilities Plan

Project No:	MC-CL-XS6520	BSL Code:	BC-CL-X
Project Type:	Ongoing	BSL Name:	Power Supply - CIP
Project Category:	Rehabilitation or Restoration	Location:	Newhalem Creek Rd, Marblemount, WA 98267
Current Project Stage:	N/A	Council District:	Outside City of Seattle
Start/End Date:	N/A	Neighborhood District:	Outside City of Seattle
Total Project Cost:	N/A	Urban Village:	Outside City of Seattle

This project implements a comprehensive facility plan to optimize buildings and structures at two Skagit town sites. The project preserves essential facilities that support SCL's power production needs, and retains important civic, cultural, and historic features in keeping with the historic preservation requirements of the Skagit FERC Licensing agreement. The project will reduce operational costs by dismantling and removing surplus facilities that require significant on-going maintenance.

Resources	LTD Actuals	2024 Revised	2025	2026	2027	2028	2029	2030	Total
City Light Fund Revenues	7,100	8,462	8	38	-	-	-	-	15,609
Total:	7,100	8,462	8	38	-	-	-	-	15,609
Fund Appropriations / Allocations *	LTD Actuals	2024 Revised	2025	2026	2027	2028	2029	2030	Total
Light Fund	7,100	8,462	8	38	-	-	-	-	15,609
Total:	7,100	8,462	8	38	-	-	-	-	15,609

O&M Impacts: NA

Skagit Facilities Plan Phase 2

Project No:	MC-CL-XS6521	BSL Code:	BC-CL-X
Project Type:	Ongoing	BSL Name:	Power Supply - CIP
Project Category:	Rehabilitation or Restoration	Location:	System Wide
Current Project Stage:	N/A	Council District:	Outside City of Seattle
Start/End Date:	N/A	Neighborhood District:	Not in a Neighborhood District
Total Project Cost:	N/A	Urban Village:	Not in an Urban Village

This project upgrades and replaces several facilities that support power generation at the Skagit including a new security office, employee housing, upgraded maintenance shops and emergency facilities.

Resources	LTD Actuals	2024 Revised	2025	2026	2027	2028	2029	2030	Total
City Light Fund Revenues	200	100	103	103	-	-	-	-	506
Total:	200	100	103	103	-	-	-	-	506
Fund Appropriations / Allocations *	LTD Actuals	2024 Revised	2025	2026	2027	2028	2029	2030	Total
Light Fund	200	100	103	103	-	-	-	-	506
Total:	200	100	103	103	-	-	-	-	506

O&M Impacts: NA

Skagit Facility - Minor Improvements Program

Project No:	MC-CL-XS6405	BSL Code:	BC-CL-X
Project Type:	Ongoing	BSL Name:	Power Supply - CIP
Project Category:	Rehabilitation or Restoration	Location:	500 Newhalem Creek Rd, Marblemount, WA 98267
Current Project Stage:	N/A	Council District:	Outside City of Seattle
Start/End Date:	N/A	Neighborhood District:	Not in a Neighborhood District
Total Project Cost:	N/A	Urban Village:	Not in an Urban Village

This ongoing project funds emergent capital projects related to all Skagit Facilities, which are by definition, unforeseeable, unscheduled, unpredictable, and occur on a first-come, first serve basis, and smaller scheduled projects.

Resources	LTD Actuals	2024 Revised	2025	2026	2027	2028	2029	2030	Total
City Light Fund Revenues	59,723	23,014	6,187	5,042	4,958	6,008	13,514	13,415	131,861
Total:	59,723	23,014	6,187	5,042	4,958	6,008	13,514	13,415	131,861
Fund Appropriations / Allocations *	LTD Actuals	2024 Revised	2025	2026	2027	2028	2029	2030	Total
Light Fund	59,723	23,014	6,187	5,042	4,958	6,008	13,514	13,415	131,861
Total:	59,723	23,014	6,187	5,042	4,958	6,008	13,514	13,415	131,861

O&M Impacts: NA

Skagit Facility Conservation

Project No:	MC-CL-XS6515	BSL Code:	BC-CL-X
Project Type:	Ongoing	BSL Name:	Power Supply - CIP
Project Category:	Rehabilitation or Restoration	Location:	Newhalem Creek Rd, Marblemount WA 98267
Current Project Stage:	N/A	Council District:	Outside City of Seattle
Start/End Date:	N/A	Neighborhood District:	Outside City of Seattle
Total Project Cost:	N/A	Urban Village:	Not in an Urban Village

This project provides funding for structural improvements to existing facilities at Skagit, both residential and commercial. It replaces lights, windows, and HVAC systems, insulates buildings, and performs related work. The project dramatically reduces the amount of energy expended to keep structures warm or cool depending upon the season.

Resources	LTD Actuals	2024 Revised	2025	2026	2027	2028	2029	2030	Total
City Light Fund Revenues	(79)	-	-	-	-	-	-	-	(79)
Total:	(79)	-	-	-	-	-	-	-	(79)
Fund Appropriations / Allocations *	LTD Actuals	2024 Revised	2025	2026	2027	2028	2029	2030	Total
Light Fund	(79)	-	-	-	-	-	-	-	(79)
Total:	(79)	-	-	-	-	-	-	-	(79)

O&M Impacts: NA

Skagit License 1995

Project No:	MC-CL-WC3125	BSL Code:	BC-CL-W
Project Type:	Ongoing	BSL Name:	Conservation & Environmental - CIP
Project Category:	Improved Facility	Location:	
Current Project Stage:	N/A	Council District:	Outside City of Seattle
Start/End Date:	N/A	Neighborhood District:	Outside City of Seattle
Total Project Cost:	N/A	Urban Village:	Outside City of Seattle

This project funds the License Settlement Agreement for the 1995 Skagit License including activities such as fisheries, wildlife, North Cascades Environmental Learning Center, Recreation, Skagit ROW Veg Mgmt., Erosion, Plant Propagation, Historic Properties, Archaeological MOAs, Powerhouse NPDES, Aesthetics Agreement and Visual Quality, and Salmon Studies.

Resources	LTD Actuals	2024 Revised	2025	2026	2027	2028	2029	2030	Total
City Light Fund Revenues	3,034	7,692	5,411	2,699	2,474	-	-	-	21,311
Total:	3,034	7,692	5,411	2,699	2,474	-	-	-	21,311
Fund Appropriations / Allocations *	LTD Actuals	2024 Revised	2025	2026	2027	2028	2029	2030	Total
Light Fund	3,034	7,692	5,411	2,699	2,474	-	-	-	21,311
Total:	3,034	7,692	5,411	2,699	2,474	-	-	-	21,311

O&M Impacts:

Skagit Licensing Mitigation

Project No:	MC-CL-XS6991	BSL Code:	BC-CL-X
Project Type:	Ongoing	BSL Name:	Power Supply - CIP
Project Category:	Rehabilitation or Restoration	Location:	500 Newhalem Creek Rd
Current Project Stage:	N/A	Council District:	Outside City of Seattle
Start/End Date:	N/A	Neighborhood District:	Not in a Neighborhood District
Total Project Cost:	N/A	Urban Village:	Not in an Urban Village

This ongoing project enhances and protects wildlife habitat on utility owned land in the Upper Skagit River and South Fork Nooksack River valleys to meet the obligations outlined in City Light's 1995 Skagit license. It includes land acquisition, restoration, and management.

Resources	LTD Actuals	2024 Revised	2025	2026	2027	2028	2029	2030	Total
City Light Fund Revenues	4,327	180	93	120	789	-	-	-	5,510
Total:	4,327	180	93	120	789	-	-	-	5,510
Fund Appropriations / Allocations *	LTD Actuals	2024 Revised	2025	2026	2027	2028	2029	2030	Total
Light Fund	4,327	180	93	120	789	-	-	-	5,510
Total:	4,327	180	93	120	789	-	-	-	5,510

O&M Impacts: NA

Skagit Powerhouses - Install Protection Relays

Project No:	MC-CL-XS6415	BSL Code:	BC-CL-X
Project Type:	Ongoing	BSL Name:	Power Supply - CIP
Project Category:	Rehabilitation or Restoration	Location:	500 Newhalem Creek Rd, Marblemount, WA 98267
Current Project Stage:	N/A	Council District:	Outside City of Seattle
Start/End Date:	N/A	Neighborhood District:	Not in a Neighborhood District
Total Project Cost:	N/A	Urban Village:	Not in an Urban Village

This project enhances generating reliability by adding protective relays to generating systems at the Ross, Diablo, and Gorge plants, whose generator protective relays do not meet present IEEE Standards. The project funds the addition of microprocessor relays to the existing system, certain auxiliary protective equipment, and modifies the design of the existing protection system to upgrade functionality. This will limit the potential for damage when surges and faults occur in transmission lines due to lightning strikes, load rejections, and other unexpected events.

Resources	LTD Actuals	2024 Revised	2025	2026	2027	2028	2029	2030	Total
City Light Fund Revenues	9,496	8	70	1,713	1,112	15	577	553	13,544
Total:	9,496	8	70	1,713	1,112	15	577	553	13,544
Fund Appropriations / Allocations *	LTD Actuals	2024 Revised	2025	2026	2027	2028	2029	2030	Total
Light Fund	9,496	8	70	1,713	1,112	15	577	553	13,544
Total:	9,496	8	70	1,713	1,112	15	577	553	13,544

O&M Impacts: NA

Small Overhead and Underground Services

Project No:	MC-CL-ZS8367	BSL Code:	BC-CL-Z
Project Type:	Ongoing	BSL Name:	Customer Focused - CIP
Project Category:	New Facility	Location:	System wide
Current Project Stage:	N/A	Council District:	Citywide
Start/End Date:	N/A	Neighborhood District:	Not in a Neighborhood District
Total Project Cost:	N/A	Urban Village:	Not in an Urban Village

This ongoing project provides engineering and installation of radial electric power service connections with small size power requirements of less than 50 KVA and 26 kV. The cost of some of this work is generally reimbursed by the requesting customer.

Resources	LTD Actuals	2024 Revised	2025	2026	2027	2028	2029	2030	Total
City Light Fund Revenues	111,250	11,493	8,286	8,242	8,375	8,513	12,278	12,547	180,984
Total:	111,250	11,493	8,286	8,242	8,375	8,513	12,278	12,547	180,984

Fund Appropriations / Allocations *	LTD Actuals	2024 Revised	2025	2026	2027	2028	2029	2030	Total
Light Fund	111,250	11,493	8,286	8,242	8,375	8,513	12,278	12,547	180,984
Total:	111,250	11,493	8,286	8,242	8,375	8,513	12,278	12,547	180,984

O&M Impacts: NA

Solar Microgrid for Resilience

Project No:	MC-CL-XF9238	BSL Code:	BC-CL-X
Project Type:	Discrete	BSL Name:	Power Supply - CIP
Project Category:	New Investment	Location:	TBD
Current Project Stage:	Stage 6 - Closeout	Council District:	TBD
Start/End Date:	2016 - 2023	Neighborhood District:	Not in a Neighborhood District
Total Project Cost:	\$4,660	Urban Village:	Not in an Urban Village

This project provides construction of an islandable microgrid located at a City of Seattle designated emergency shelter such as a community center, where a solar photovoltaic (PV) system coupled with an appropriately-sized battery energy storage system will be installed. The project provides backup power to support critical emergency facilities and services during extended power outages when electricity distribution facilities are down due to a catastrophic event, such as an earthquake, severe windstorm (or associated flooding), fire or landslide. The Washington State Dept. of Commerce will grant the utility approximately half of the funding to cover the costs for this project.

Resources	LTD Actuals	2024 Revised	2025	2026	2027	2028	2029	2030	Total
City Light Fund Revenues	4,317	240	102	-	-	-	-	-	4,660
Total:	4,317	240	102	-	-	-	-	-	4,660
Fund Appropriations / Allocations *	LTD Actuals	2024 Revised	2025	2026	2027	2028	2029	2030	Total
Light Fund	4,317	240	102	-	-	-	-	-	4,660
Total:	4,317	240	102	-	-	-	-	-	4,660

O&M Impacts: NA

Sound Transit - City Light System Upgrades

Project No:	MC-CL-ZT8475	BSL Code:	BC-CL-Z
Project Type:	Discrete	BSL Name:	Customer Focused - CIP
Project Category:	Improved Facility	Location:	City Wide
Current Project Stage:	Stage 6 - Closeout	Council District:	Multiple
Start/End Date:	2017 - 2022	Neighborhood District:	Multiple
Total Project Cost:	\$620	Urban Village:	Multiple

This project increases the capacity of City Light power distribution systems to serve increased power requirements projected for Sound Transit's Link system. Initial upgrades will be in the Capitol Hill Sound Transit Station area. Construction there may be underway in 2017. Other areas projected to need power distribution system upgrades include area between the International District Station and Lake Washington, the University of Washington Station area, areas in the Rainier valley, and some areas along the proposed Lynnwood Link line.

Resources	LTD Actuals	2024 Revised	2025	2026	2027	2028	2029	2030	Total
City Light Fund Revenues	620	-	-	-	-	-	-	-	620
Total:	620	-	-	-	-	-	-	-	620
Fund Appropriations / Allocations *	LTD Actuals	2024 Revised	2025	2026	2027	2028	2029	2030	Total
Light Fund	620	-	-	-	-	-	-	-	620
Total:	620	-	-	-	-	-	-	-	620

O&M Impacts: NA

Sound Transit 3 - City Light

Project No:	MC-CL-ZT8467	BSL Code:	BC-CL-Z
Project Type:	Ongoing	BSL Name:	Customer Focused - CIP
Project Category:	New Facility	Location:	Citywide
Current Project Stage:	N/A	Council District:	Multiple
Start/End Date:	N/A	Neighborhood District:	Not in a Neighborhood District
Total Project Cost:	N/A	Urban Village:	Not in an Urban Village

This project provides the engineering and construction of relocated and/or new City Light facilities required for two new light rail lines and related transit facilities from downtown Seattle to Ballard and West Seattle, approved in November 2017 as part of the Sound Transit 3 initiative. City Light activities include engineering and construction of electric power feeder relocations and upgrades, power services for the planned light rail lines, and various other tasks. Sound Transit’s plans will require City Light work through several future budget cycles.

Resources	LTD Actuals	2024 Revised	2025	2026	2027	2028	2029	2030	Total
City Light Fund Revenues	501	927	4,308	4,396	4,001	5,973	4,953	5,101	30,159
Total:	501	927	4,308	4,396	4,001	5,973	4,953	5,101	30,159
Fund Appropriations / Allocations *	LTD Actuals	2024 Revised	2025	2026	2027	2028	2029	2030	Total
Light Fund	501	927	4,308	4,396	4,001	5,973	4,953	5,101	30,159
Total:	501	927	4,308	4,396	4,001	5,973	4,953	5,101	30,159

O&M Impacts: NA

Sound Transit Lynnwood - City Light

Project No:	MC-CL-ZT8471	BSL Code:	BC-CL-Z
Project Type:	Discrete	BSL Name:	Customer Focused - CIP
Project Category:	Rehabilitation or Restoration	Location:	City Wide
Current Project Stage:	Stage 5 - Construction	Council District:	Outside City of Seattle
Start/End Date:	2015 - 2025	Neighborhood District:	Outside City of Seattle
Total Project Cost:	\$12,306	Urban Village:	Outside City of Seattle

This project supports Sound Transit's Lynnwood Link, which will extend from the Northgate Transit Center at 5th Ave NE & NE 100th Street to our service area boundary at NE 200th Street, near the I-5 Right of Way. This project will include 100 blocks of relocations, a significant fraction of which will convert lines from overhead to underground. The project will install two feeders for each of the light rail line's traction power stations and upgrade the radial system's capacity where needed to serve the new load. The low and medium power service connections for the line's stations will be handled through the existing service projects.

Resources	LTD Actuals	2024 Revised	2025	2026	2027	2028	2029	2030	Total
City Light Fund Revenues	11,909	394	3	-	-	-	-	-	12,306
Total:	11,909	394	3	-	-	-	-	-	12,306
Fund Appropriations / Allocations *	LTD Actuals	2024 Revised	2025	2026	2027	2028	2029	2030	Total
Light Fund	11,909	394	3	-	-	-	-	-	12,306
Total:	11,909	394	3	-	-	-	-	-	12,306

O&M Impacts: NA

Special Work Equipment

Project No:	MC-CL-YD9102	BSL Code:	BC-CL-Y
Project Type:	Ongoing	BSL Name:	Transmission and Distribution - CIP
Project Category:	Rehabilitation or Restoration	Location:	System wide
Current Project Stage:	N/A	Council District:	Citywide
Start/End Date:	N/A	Neighborhood District:	Not in a Neighborhood District
Total Project Cost:	N/A	Urban Village:	Not in an Urban Village

This ongoing project provides new tools and work equipment to replace old or broken tools for all individual City Light units. The project ensures that field crews and other employees can accomplish their work assignments. The project supports the Department's goals of safety, productivity and employee morale.

Resources	LTD Actuals	2024 Revised	2025	2026	2027	2028	2029	2030	Total
City Light Fund Revenues	11,980	1,161	795	796	821	800	800	816	17,970
Total:	11,980	1,161	795	796	821	800	800	816	17,970
Fund Appropriations / Allocations *	LTD Actuals	2024 Revised	2025	2026	2027	2028	2029	2030	Total
Light Fund	11,980	1,161	795	796	821	800	800	816	17,970
Total:	11,980	1,161	795	796	821	800	800	816	17,970

O&M Impacts: NA

Special Work Equipment - Generation Plant

Project No:	MC-CL-XP6102	BSL Code:	BC-CL-X
Project Type:	Ongoing	BSL Name:	Power Supply - CIP
Project Category:	Rehabilitation or Restoration	Location:	Outside City of Seattle
Current Project Stage:	N/A	Council District:	Outside City of Seattle
Start/End Date:	N/A	Neighborhood District:	Not in a Neighborhood District
Total Project Cost:	N/A	Urban Village:	Not in an Urban Village

This ongoing project funds the purchase of machinery and tools, and special work equipment to be used for operations activities at all the utility's generating sites, to ensure timely and efficient maintenance of generation facilities. Purchases are based on a five-year plan to ensure updates for technological improvements.

Resources	LTD Actuals	2024 Revised	2025	2026	2027	2028	2029	2030	Total
City Light Fund Revenues	9,727	214	-	-	-	-	-	-	9,941
Total:	9,727	214	-	-	-	-	-	-	9,941
Fund Appropriations / Allocations *	LTD Actuals	2024 Revised	2025	2026	2027	2028	2029	2030	Total
Light Fund	9,727	214	-	-	-	-	-	-	9,941
Total:	9,727	214	-	-	-	-	-	-	9,941

O&M Impacts: NA

Special Work Equipment - Shops

Project No:	MC-CL-XF8389	BSL Code:	BC-CL-X
Project Type:	Ongoing	BSL Name:	Power Supply - CIP
Project Category:	Rehabilitation or Restoration	Location:	System wide
Current Project Stage:	N/A	Council District:	Citywide
Start/End Date:	N/A	Neighborhood District:	Not in a Neighborhood District
Total Project Cost:	N/A	Urban Village:	Not in an Urban Village

This ongoing project provides new tools and work equipment to replace outdated equipment and testing software that is no longer supported. The project updates technical systems to current standards and provides the tools to ensure that City Light transformers are safe and will last up to and beyond the average life span for this equipment.

Resources	LTD Actuals	2024 Revised	2025	2026	2027	2028	2029	2030	Total
City Light Fund Revenues	2,978	120	334	341	342	340	345	352	5,153
Total:	2,978	120	334	341	342	340	345	352	5,153
Fund Appropriations / Allocations *	LTD Actuals	2024 Revised	2025	2026	2027	2028	2029	2030	Total
Light Fund	2,978	120	334	341	342	340	345	352	5,153
Total:	2,978	120	334	341	342	340	345	352	5,153

O&M Impacts: NA

State Route 520 Bridge Relocations

Project No:	MC-CL-ZT8435	BSL Code:	BC-CL-Z
Project Type:	Discrete	BSL Name:	Customer Focused - CIP
Project Category:	Rehabilitation or Restoration	Location:	SR 520 / Lake Washington
Current Project Stage:	Stage 5 - Construction	Council District:	Citywide
Start/End Date:	2017 - 2029	Neighborhood District:	Not in a Neighborhood District
Total Project Cost:	\$3,440	Urban Village:	Not in an Urban Village

This project provides relocation and installation of power service infrastructure, such as feeder extensions, to support WSDOT's replacement of the State Route 520 Bridge from Montlake to I-5. This project is projected to be fully reimbursable by WSDOT.

Resources	LTD Actuals	2024 Revised	2025	2026	2027	2028	2029	2030	Total
City Light Fund Revenues	2,105	250	411	164	167	170	174	-	3,440
Total:	2,105	250	411	164	167	170	174	-	3,440
Fund Appropriations / Allocations *	LTD Actuals	2024 Revised	2025	2026	2027	2028	2029	2030	Total
Light Fund	2,105	250	411	164	167	170	174	-	3,440
Total:	2,105	250	411	164	167	170	174	-	3,440

O&M Impacts: NA

Stormwater Compliance

Project No:	MC-CL-YD9236	BSL Code:	BC-CL-Y
Project Type:	Ongoing	BSL Name:	Transmission and Distribution - CIP
Project Category:	Rehabilitation or Restoration	Location:	City Wide
Current Project Stage:	N/A	Council District:	
Start/End Date:	N/A	Neighborhood District:	Multiple
Total Project Cost:	N/A	Urban Village:	Multiple

This ongoing project funds the installation of lighted canopies and the associated drainage improvements that are necessary to bring City Light into compliance with the current rules and regulations. As a result of a City wide storm water audit and several surprise inspections from the Department of Ecology, it was discovered that there are several areas where measures are needed to bring City Light’s storm water protection program into compliance. Some of our facilities drain directly to Superfund sites and the successful implementation of a compliant storm water system not only reduces our liability in the short term, but it has a direct impact on the amount of funding we may be ordered to provide for the cleanup of current and future Superfund sites. Currently, City Light stores raw materials (gravel, cold mix, backfill material, vegetative matter), salvage material (wire, metal products, electronics, transformers, poles) and warehouse materials (timbers, unfinished metal, galvanized poles) outside, where product can leach into the drainage systems.

Resources	LTD Actuals	2024 Revised	2025	2026	2027	2028	2029	2030	Total
City Light Fund Revenues	1,196	16	-	-	-	-	-	-	1,212
Total:	1,196	16	-	-	-	-	-	-	1,212
Fund Appropriations / Allocations *	LTD Actuals	2024 Revised	2025	2026	2027	2028	2029	2030	Total
Light Fund	1,196	16	-	-	-	-	-	-	1,212
Total:	1,196	16	-	-	-	-	-	-	1,212

O&M Impacts: NA

Streetlight LED Conversion Program

Project No:	MC-CL-ZL8441	BSL Code:	BC-CL-Z
Project Type:	Ongoing	BSL Name:	Customer Focused - CIP
Project Category:	Rehabilitation or Restoration	Location:	Citywide
Current Project Stage:	N/A	Council District:	Multiple
Start/End Date:	N/A	Neighborhood District:	Multiple
Total Project Cost:	N/A	Urban Village:	Multiple

This ongoing project is the second-generation replacement of LED luminaires and will be deployed with a controls system to replace all cobrahead streetlights. The project is expected to achieve an additional 20% annual energy savings and prevent 2,720 metric tons of carbon from being released into the atmosphere. Included in this project will be a color temperature reduction to 3000K to improve customer reports of discomfort glare. This project continues the work originally chartered in 2009 to upgrade all City-owned streetlights to LED, which achieved an estimated annual 40% energy savings and avoided 5,446 metric tons of carbon released into the atmosphere. Since then, the LED industry has matured, and the original fixtures are no longer a benchmark of efficiency and are nearing the end of life.

Resources	LTD Actuals	2024 Revised	2025	2026	2027	2028	2029	2030	Total
City Light Fund Revenues	46,449	7,506	2,239	4,774	2,000	2,215	3,327	3,422	71,931
Total:	46,449	7,506	2,239	4,774	2,000	2,215	3,327	3,422	71,931
Fund Appropriations / Allocations *	LTD Actuals	2024 Revised	2025	2026	2027	2028	2029	2030	Total
Light Fund	46,449	7,506	2,239	4,774	2,000	2,215	3,327	3,422	71,931
Total:	46,449	7,506	2,239	4,774	2,000	2,215	3,327	3,422	71,931

O&M Impacts: NA

Streetlights: Arterial, Residential and Floodlights

Project No:	MC-CL-ZL8378	BSL Code:	BC-CL-Z
Project Type:	Ongoing	BSL Name:	Customer Focused - CIP
Project Category:	Rehabilitation or Restoration	Location:	System wide
Current Project Stage:	N/A	Council District:	Citywide
Start/End Date:	N/A	Neighborhood District:	Not in a Neighborhood District
Total Project Cost:	N/A	Urban Village:	Not in an Urban Village

This ongoing project funds streetlights and floodlights requested by various taxing jurisdictions and other customers. Lights may be provided in public right of way and on private property, for either public or private benefit.

Resources	LTD Actuals	2024 Revised	2025	2026	2027	2028	2029	2030	Total
City Light Fund Revenues	55,865	10,571	10,687	12,216	15,112	10,121	3,397	3,444	121,414
Total:	55,865	10,571	10,687	12,216	15,112	10,121	3,397	3,444	121,414
Fund Appropriations / Allocations *	LTD Actuals	2024 Revised	2025	2026	2027	2028	2029	2030	Total
Light Fund	55,865	10,571	10,687	12,216	15,112	10,121	3,397	3,444	121,414
Total:	55,865	10,571	10,687	12,216	15,112	10,121	3,397	3,444	121,414

O&M Impacts: NA

Substation Automation

Project No:	MC-CL-YS8424	BSL Code:	BC-CL-Y
Project Type:	Ongoing	BSL Name:	Transmission and Distribution - CIP
Project Category:	Rehabilitation or Restoration	Location:	System wide
Current Project Stage:	N/A	Council District:	Citywide
Start/End Date:	N/A	Neighborhood District:	Not in a Neighborhood District
Total Project Cost:	N/A	Urban Village:	Not in an Urban Village

This ongoing project replaces and upgrades substation automation systems, including Remote Terminal Units (RTU) and annunciators, in each of City Light's fourteen substations, and upgrades equipment at two substations annually. The project reduces the likelihood and length of system outages due to failure as the current equipment is wearing out and cannot be replaced in kind because the equipment is no longer manufactured. The project also enhances energy efficiency, and reduces the probability of fines from appropriate governing bodies if loss of a substation, due to equipment failure, causes instability of the western interconnection grid and/or loss of load.

Resources	LTD Actuals	2024 Revised	2025	2026	2027	2028	2029	2030	Total
City Light Fund Revenues	11,138	1,453	1,338	1,369	1,409	1,442	1,528	1,579	21,256
Total:	11,138	1,453	1,338	1,369	1,409	1,442	1,528	1,579	21,256
Fund Appropriations / Allocations *	LTD Actuals	2024 Revised	2025	2026	2027	2028	2029	2030	Total
Light Fund	11,138	1,453	1,338	1,369	1,409	1,442	1,528	1,579	21,256
Total:	11,138	1,453	1,338	1,369	1,409	1,442	1,528	1,579	21,256

O&M Impacts: NA

Substation Breaker Replacements and Reliability Additions

Project No:	MC-CL-YS7779	BSL Code:	BC-CL-Y
Project Type:	Ongoing	BSL Name:	Transmission and Distribution - CIP
Project Category:	Rehabilitation or Restoration	Location:	System wide
Current Project Stage:	N/A	Council District:	Citywide
Start/End Date:	N/A	Neighborhood District:	Not in a Neighborhood District
Total Project Cost:	N/A	Urban Village:	Not in an Urban Village

This ongoing project provides the review of City Light's inventory of approximately 400 transmission and distribution voltage circuit breakers. It determines which have the greatest wear, gas or oil leaks, maintenance cost, and service stress. It replaces those circuit breakers with the priority given to those with the highest risk of failure.

Resources	LTD Actuals	2024 Revised	2025	2026	2027	2028	2029	2030	Total
City Light Fund Revenues	67,125	7,035	8,065	7,864	11,442	11,795	10,920	10,486	134,731
Total:	67,125	7,035	8,065	7,864	11,442	11,795	10,920	10,486	134,731
Fund Appropriations / Allocations *	LTD Actuals	2024 Revised	2025	2026	2027	2028	2029	2030	Total
Light Fund	67,125	7,035	8,065	7,864	11,442	11,795	10,920	10,486	134,731
Total:	67,125	7,035	8,065	7,864	11,442	11,795	10,920	10,486	134,731

O&M Impacts: NA

Substation Capacity Additions

Project No:	MC-CL-YS7751	BSL Code:	BC-CL-Y
Project Type:	Ongoing	BSL Name:	Transmission and Distribution - CIP
Project Category:	New Facility	Location:	System wide
Current Project Stage:	N/A	Council District:	Citywide
Start/End Date:	N/A	Neighborhood District:	Not in a Neighborhood District
Total Project Cost:	N/A	Urban Village:	Not in an Urban Village

This ongoing project adds new infrastructure to existing substations and systems, adds capacity to existing substations to meet increasing load demands, and enhances safety, reliability, and efficiency in the transmission of power from the substations to the distribution system.

Resources	LTD Actuals	2024 Revised	2025	2026	2027	2028	2029	2030	Total
City Light Fund Revenues	17,605	2,256	1,804	1,841	1,467	2,306	2,334	2,385	31,999
Total:	17,605	2,256	1,804	1,841	1,467	2,306	2,334	2,385	31,999
Fund Appropriations / Allocations *	LTD Actuals	2024 Revised	2025	2026	2027	2028	2029	2030	Total
Light Fund	17,605	2,256	1,804	1,841	1,467	2,306	2,334	2,385	31,999
Total:	17,605	2,256	1,804	1,841	1,467	2,306	2,334	2,385	31,999

O&M Impacts: NA

Substation Comprehensive Improvements

Project No:	MC-CL-XF9161	BSL Code:	BC-CL-X
Project Type:	Ongoing	BSL Name:	Power Supply - CIP
Project Category:	Improved Facility	Location:	System wide
Current Project Stage:	N/A	Council District:	Citywide
Start/End Date:	N/A	Neighborhood District:	Not in a Neighborhood District
Total Project Cost:	N/A	Urban Village:	Not in an Urban Village

This ongoing project funds substation improvements identified in City Light's Comprehensive Facilities Plan, seismic fitness reports, and periodic inspections targeting transmission and distribution buildings. The project implements items necessary to support assigned personnel, such as lunchroom and locker room facilities required by the union contracts, as well as structural and mechanical corrections and enhancements at substation facilities.

Resources	LTD Actuals	2024 Revised	2025	2026	2027	2028	2029	2030	Total
City Light Fund Revenues	4,517	180	-	-	-	-	-	-	4,697
Total:	4,517	180	-	-	-	-	-	-	4,697
Fund Appropriations / Allocations *	LTD Actuals	2024 Revised	2025	2026	2027	2028	2029	2030	Total
Light Fund	4,517	180	-	-	-	-	-	-	4,697
Total:	4,517	180	-	-	-	-	-	-	4,697

O&M Impacts: NA

Substation Equipment Improvements

Project No:	MC-CL-YS7752	BSL Code:	BC-CL-Y
Project Type:	Ongoing	BSL Name:	Transmission and Distribution - CIP
Project Category:	Rehabilitation or Restoration	Location:	System wide
Current Project Stage:	N/A	Council District:	Citywide
Start/End Date:	N/A	Neighborhood District:	Not in a Neighborhood District
Total Project Cost:	N/A	Urban Village:	Not in an Urban Village

This ongoing project adds, replaces, and upgrades substation equipment, particularly substation electrical and control equipment. The project also funds installation of remote control and monitoring of substation equipment from the System Control Center, which facilitates faster response time to correct system instability or outages. This work maintains and improves system reliability, permits compliance with high voltage and environmental regulations, and ensures safe work sites.

Resources	LTD Actuals	2024 Revised	2025	2026	2027	2028	2029	2030	Total
City Light Fund Revenues	74,860	7,446	6,520	6,647	6,860	5,701	4,103	5,504	117,640
Total:	74,860	7,446	6,520	6,647	6,860	5,701	4,103	5,504	117,640
Fund Appropriations / Allocations *	LTD Actuals	2024 Revised	2025	2026	2027	2028	2029	2030	Total
Light Fund	74,860	7,446	6,520	6,647	6,860	5,701	4,103	5,504	117,640
Total:	74,860	7,446	6,520	6,647	6,860	5,701	4,103	5,504	117,640

O&M Impacts: NA

Substation Plant Improvements

Project No:	MC-CL-YS7750	BSL Code:	BC-CL-Y
Project Type:	Ongoing	BSL Name:	Transmission and Distribution - CIP
Project Category:	Rehabilitation or Restoration	Location:	System wide
Current Project Stage:	N/A	Council District:	Citywide
Start/End Date:	N/A	Neighborhood District:	Not in a Neighborhood District
Total Project Cost:	N/A	Urban Village:	Not in an Urban Village

This ongoing project upgrades and retrofits substation buildings, their facilities and systems, and related structures. The project includes environmental improvements, and removal and replacement of outdated utilities and structures. The project provides station security, safe working conditions, and improvements in related services, such as water, sewer, and lighting.

Resources	LTD Actuals	2024 Revised	2025	2026	2027	2028	2029	2030	Total
City Light Fund Revenues	10,238	1,306	1,119	861	1,110	1,202	1,257	1,393	18,486
Total:	10,238	1,306	1,119	861	1,110	1,202	1,257	1,393	18,486
Fund Appropriations / Allocations *	LTD Actuals	2024 Revised	2025	2026	2027	2028	2029	2030	Total
Light Fund	10,238	1,306	1,119	861	1,110	1,202	1,257	1,393	18,486
Total:	10,238	1,306	1,119	861	1,110	1,202	1,257	1,393	18,486

O&M Impacts: NA

Substation Transformer Replacements

Project No:	MC-CL-YS7776	BSL Code:	BC-CL-Y
Project Type:	Ongoing	BSL Name:	Transmission and Distribution - CIP
Project Category:	Rehabilitation or Restoration	Location:	2136 N 163rd St, Shoreline
Current Project Stage:	N/A	Council District:	Outside City of Seattle
Start/End Date:	N/A	Neighborhood District:	Not in a Neighborhood District
Total Project Cost:	N/A	Urban Village:	Not in an Urban Village

This project provides the review of power transformers at substations and determines dissolved gas concentration, insulation aging, oil leaks, maintenance cost, service stress, and fault interrupting history. The project replaces transformers prioritized by those with the highest risk of failure, or those presenting substation capacity limits. The project enhances system reliability by replacing aging substation transformers before they fail in service.

Resources	LTD Actuals	2024 Revised	2025	2026	2027	2028	2029	2030	Total
City Light Fund Revenues	21,916	11,507	5,500	5,501	8,732	6,751	7,000	7,475	74,382
Total:	21,916	11,507	5,500	5,501	8,732	6,751	7,000	7,475	74,382
Fund Appropriations / Allocations *	LTD Actuals	2024 Revised	2025	2026	2027	2028	2029	2030	Total
Light Fund	21,916	11,507	5,500	5,501	8,732	6,751	7,000	7,475	74,382
Total:	21,916	11,507	5,500	5,501	8,732	6,751	7,000	7,475	74,382

O&M Impacts: NA

Substations Demand Driven Improvements

Project No:	MC-CL-YS7755	BSL Code:	BC-CL-Y
Project Type:	Ongoing	BSL Name:	Transmission and Distribution - CIP
Project Category:	New Facility	Location:	System wide
Current Project Stage:	N/A	Council District:	Citywide
Start/End Date:	N/A	Neighborhood District:	Not in a Neighborhood District
Total Project Cost:	N/A	Urban Village:	Not in an Urban Village

This ongoing project enables City Light to perform cooperative work on shared lines and systems periodically requested by other electrical utilities in the region.

Resources	LTD Actuals	2024 Revised	2025	2026	2027	2028	2029	2030	Total
City Light Fund Revenues	525	1	-	-	-	-	-	-	526
Total:	525	1	-	-	-	-	-	-	526
Fund Appropriations / Allocations *	LTD Actuals	2024 Revised	2025	2026	2027	2028	2029	2030	Total
Light Fund	525	1	-	-	-	-	-	-	526
Total:	525	1	-	-	-	-	-	-	526

O&M Impacts: NA

Substations Oil Containment

Project No:	MC-CL-YS7783	BSL Code:	BC-CL-Y
Project Type:	Ongoing	BSL Name:	Transmission and Distribution - CIP
Project Category:	Rehabilitation or Restoration	Location:	System wide
Current Project Stage:	N/A	Council District:	Citywide
Start/End Date:	N/A	Neighborhood District:	Not in a Neighborhood District
Total Project Cost:	N/A	Urban Village:	Not in an Urban Village

This ongoing project brings City Light's Power Substations into compliance with the federal Clean Water Act. By federal law, owners or operators of oil containing equipment, such as our substation transformers, must provide facilities that will prevent spilled oil from reaching any streams or open bodies of water.

Resources	LTD Actuals	2024 Revised	2025	2026	2027	2028	2029	2030	Total
City Light Fund Revenues	778	281	253	258	348	355	356	321	2,950
Total:	778	281	253	258	348	355	356	321	2,950
Fund Appropriations / Allocations *	LTD Actuals	2024 Revised	2025	2026	2027	2028	2029	2030	Total
Light Fund	778	281	253	258	348	355	356	321	2,950
Total:	778	281	253	258	348	355	356	321	2,950

O&M Impacts: NA

System Control Center System Map Board Replacement

Project No:	MC-CL-ZF9985	BSL Code:	BC-CL-Z
Project Type:	Discrete	BSL Name:	Customer Focused - CIP
Project Category:	New Investment	Location:	System Control Center
Current Project Stage:	Stage 1 - Pre-Project Development	Council District:	Multiple
Start/End Date:	2023 - 2025	Neighborhood District:	Not in a Neighborhood District
Total Project Cost:		Urban Village:	Not in an Urban Village

This project funds the update to the existing system map board in the System Control Center (SCC). Currently, the SCC has a manual system map board that is no longer supported by the vendor, is outdated, and failing. Replacement parts are no longer available. The current map board was created in 1995 and is well beyond its service life. This equipment is a critical tool for the SCC to monitor the electric transmission and distribution systems while making decisions that impact the safety of our employees, the public, and our infrastructure. The benefits from updating to an electronic map board are substantial and will enable a significant reduction in the potential for human error. A modern map board is updated digitally and provides real-time updates generated from our Energy Management System (EMS).

O&M Impacts:

Tolt Relicensing

Project No:	MC-CL-XC6985	BSL Code:	BC-CL-X
Project Type:	Ongoing	BSL Name:	Power Supply - CIP
Project Category:	Rehabilitation or Restoration	Location:	Tolt River Dam
Current Project Stage:	N/A	Council District:	Outside City of Seattle
Start/End Date:	N/A	Neighborhood District:	Outside City of Seattle
Total Project Cost:	N/A	Urban Village:	Not in an Urban Village

The South Fork Tolt Hydroelectric Project FERC License expires in July 2029. Without a license the project cannot be legally operated. This project funds the preparation of necessary documentation to be filed with the FERC by June 2027 to either acquire a new operating license for the project or decommission it. The FERC relicensing process will require preparing and filing a Notice of Intent (NOI), Preliminary Application Document (PAD), and Preliminary and Final License applications. The PAD, which was due in 2024, will be a substantial document requiring consultant assistance and additional City Light staff resources. Work began in 2021 to prepare the PAD and start the relicensing process. The main study phase of relicensing will occur in 2025 and 2026, which will require consultant and agency support for studies, reporting, and preparation of the final license application due in 2027. If City Light were to decide to cease operating the project instead of relicensing it, a Decommissioning Application would need to be filed, which requires many of the same elements and funding to complete this work.

Resources	LTD Actuals	2024 Revised	2025	2026	2027	2028	2029	2030	Total
City Light Fund Revenues	2,300	2,791	6,165	6,296	3,622	3,678	3,983	3,548	32,382
Total:	2,300	2,791	6,165	6,296	3,622	3,678	3,983	3,548	32,382
Fund Appropriations / Allocations *	LTD Actuals	2024 Revised	2025	2026	2027	2028	2029	2030	Total
Light Fund	2,300	2,791	6,165	6,296	3,622	3,678	3,983	3,548	32,382
Total:	2,300	2,791	6,165	6,296	3,622	3,678	3,983	3,548	32,382

O&M Impacts:

Transmission & Generation Radio Systems

Project No:	MC-CL-YD9108	BSL Code:	BC-CL-Y
Project Type:	Ongoing	BSL Name:	Transmission and Distribution - CIP
Project Category:	Rehabilitation or Restoration	Location:	System wide
Current Project Stage:	N/A	Council District:	Citywide
Start/End Date:	N/A	Neighborhood District:	Not in a Neighborhood District
Total Project Cost:	N/A	Urban Village:	Not in an Urban Village

This ongoing project builds or replaces communications infrastructure consisting of fiber optic rings, digital microwave, telephone networks, and two-way radio systems. This project provides City Light with command and control capabilities for the operation of the electrical system. This project ensures the safe, reliable, and efficient operation of the system and positions City Light to meet the Federal Energy Regulatory Commission's vital communications systems requirements.

Resources	LTD Actuals	2024 Revised	2025	2026	2027	2028	2029	2030	Total
City Light Fund Revenues	14,124	1,066	714	643	867	960	1,036	1,135	20,545
Total:	14,124	1,066	714	643	867	960	1,036	1,135	20,545
Fund Appropriations / Allocations *	LTD Actuals	2024 Revised	2025	2026	2027	2028	2029	2030	Total
Light Fund	14,124	1,066	714	643	867	960	1,036	1,135	20,545
Total:	14,124	1,066	714	643	867	960	1,036	1,135	20,545

O&M Impacts: NA

Transmission Capacity

Project No:	MC-CL-YT7011	BSL Code:	BC-CL-Y
Project Type:	Ongoing	BSL Name:	Transmission and Distribution - CIP
Project Category:	Rehabilitation or Restoration	Location:	System wide
Current Project Stage:	N/A	Council District:	Citywide
Start/End Date:	N/A	Neighborhood District:	Not in a Neighborhood District
Total Project Cost:	N/A	Urban Village:	Not in an Urban Village

This ongoing project upgrades transmission lines, builds new lines, relocates lines, and provides for other system needs related to the transmission system. The project enhances City Light's transmission capacity, which is the available power capacity to meet the load on the transmission system.

Resources	LTD Actuals	2024 Revised	2025	2026	2027	2028	2029	2030	Total
City Light Fund Revenues	5,235	38	21	21	28	29	29	30	5,430
Total:	5,235	38	21	21	28	29	29	30	5,430
Fund Appropriations / Allocations *	LTD Actuals	2024 Revised	2025	2026	2027	2028	2029	2030	Total
Light Fund	5,235	38	21	21	28	29	29	30	5,430
Total:	5,235	38	21	21	28	29	29	30	5,430

O&M Impacts: NA

Transmission Inter-Agency

Project No:	MC-CL-YT7105	BSL Code:	BC-CL-Y
Project Type:	Ongoing	BSL Name:	Transmission and Distribution - CIP
Project Category:	Rehabilitation or Restoration	Location:	System wide
Current Project Stage:	N/A	Council District:	Citywide
Start/End Date:	N/A	Neighborhood District:	Not in a Neighborhood District
Total Project Cost:	N/A	Urban Village:	Not in an Urban Village

This ongoing project provides demand-driven improvements to City Light's transmission system, including reimbursable transmission work and relocations of transmission equipment to meet customer, other utility, agency, and regulatory requirements. It permits City Light to meet its duties to relocate facilities at the request of other agencies.

Resources	LTD Actuals	2024 Revised	2025	2026	2027	2028	2029	2030	Total
City Light Fund Revenues	3,590	642	450	549	279	284	293	309	6,396
Total:	3,590	642	450	549	279	284	293	309	6,396
Fund Appropriations / Allocations *	LTD Actuals	2024 Revised	2025	2026	2027	2028	2029	2030	Total
Light Fund	3,590	642	450	549	279	284	293	309	6,396
Total:	3,590	642	450	549	279	284	293	309	6,396

O&M Impacts: NA

Transmission Line Inductor Installation

Project No:	MC-CL-YT8461	BSL Code:	BC-CL-Y
Project Type:	Discrete	BSL Name:	Transmission and Distribution - CIP
Project Category:	Rehabilitation or Restoration	Location:	System wide
Current Project Stage:	Stage 5 - Construction	Council District:	Citywide
Start/End Date:	2015 - 2024	Neighborhood District:	Not in a Neighborhood District
Total Project Cost:	\$49,544	Urban Village:	Not in an Urban Village

This project addresses the issue of increased electric transmission congestion load growth in the Puget Sound Area. The project funds the installation of inductors or phase shifting transformers which curtail the flow of power through the Seattle area, while improving customer and asset strengths and maintaining reliability.

Resources	LTD Actuals	2024 Revised	2025	2026	2027	2028	2029	2030	Total
City Light Fund Revenues	30,532	18,909	104	-	-	-	-	-	49,544
Total:	30,532	18,909	104	-	-	-	-	-	49,544
Fund Appropriations / Allocations *	LTD Actuals	2024 Revised	2025	2026	2027	2028	2029	2030	Total
Light Fund	30,532	18,909	104	-	-	-	-	-	49,544
Total:	30,532	18,909	104	-	-	-	-	-	49,544

O&M Impacts: NA

Transmission Reliability

Project No:	MC-CL-YT7104	BSL Code:	BC-CL-Y
Project Type:	Ongoing	BSL Name:	Transmission and Distribution - CIP
Project Category:	Rehabilitation or Restoration	Location:	System wide
Current Project Stage:	N/A	Council District:	Citywide
Start/End Date:	N/A	Neighborhood District:	Not in a Neighborhood District
Total Project Cost:	N/A	Urban Village:	Not in an Urban Village

This ongoing project provides replacement and improvement of transmission structures and conductors. This work may include engineering, construction, and related work, as well as minor improvements to overhead or underground transmission system assets to improve reliability.

Resources	LTD Actuals	2024 Revised	2025	2026	2027	2028	2029	2030	Total
City Light Fund Revenues	35,061	2,663	2,150	2,282	2,306	3,452	3,551	3,732	55,197
Total:	35,061	2,663	2,150	2,282	2,306	3,452	3,551	3,732	55,197
Fund Appropriations / Allocations *	LTD Actuals	2024 Revised	2025	2026	2027	2028	2029	2030	Total
Light Fund	35,061	2,663	2,150	2,282	2,306	3,452	3,551	3,732	55,197
Total:	35,061	2,663	2,150	2,282	2,306	3,452	3,551	3,732	55,197

O&M Impacts: NA

Transmission Tower Refurbishment

Project No:	MC-CL-YT7130	BSL Code:	BC-CL-Y
Project Type:	Ongoing	BSL Name:	Transmission and Distribution - CIP
Project Category:	Rehabilitation or Restoration	Location:	Multiple
Current Project Stage:	N/A	Council District:	Outside City of Seattle
Start/End Date:	N/A	Neighborhood District:	Outside City of Seattle
Total Project Cost:	N/A	Urban Village:	Not in an Urban Village

This ongoing project funds programmatic painting and refurbishment of approximately 1,700 steel transmission tower structures. Metal transmission towers have a long life if properly maintained, while replacements are disruptive and can cost more than \$2 million per tower.

Resources	LTD Actuals	2024 Revised	2025	2026	2027	2028	2029	2030	Total
City Light Fund Revenues	294	262	50	50	50	50	50	50	856
Total:	294	262	50	50	50	50	50	50	856
Fund Appropriations / Allocations *	LTD Actuals	2024 Revised	2025	2026	2027	2028	2029	2030	Total
Light Fund	294	262	50	50	50	50	50	50	856
Total:	294	262	50	50	50	50	50	50	856

O&M Impacts:

Transportation Electrification

Project No:	MC-CL-XF9239	BSL Code:	BC-CL-X
Project Type:	Ongoing	BSL Name:	Power Supply - CIP
Project Category:	New Investment	Location:	System Wide
Current Project Stage:	N/A	Council District:	Citywide
Start/End Date:	N/A	Neighborhood District:	Multiple
Total Project Cost:	N/A	Urban Village:	Multiple

This ongoing project develops electrification infrastructure to support light-duty, medium-duty, and heavy-duty electric vehicles as well as ferry and port systems. Improvements will be developed based on feedback from customer engagement. Efforts are expected to support areas including electrified public transit, fleet electrification, and electric vehicle charging.

Resources	LTD Actuals	2024 Revised	2025	2026	2027	2028	2029	2030	Total
City Light Fund Revenues	2,470	7,494	6,596	5,366	4,358	4,243	4,405	4,522	39,454
Total:	2,470	7,494	6,596	5,366	4,358	4,243	4,405	4,522	39,454
Fund Appropriations / Allocations *	LTD Actuals	2024 Revised	2025	2026	2027	2028	2029	2030	Total
Light Fund	2,470	7,494	6,596	5,366	4,358	4,243	4,405	4,522	39,454
Total:	2,470	7,494	6,596	5,366	4,358	4,243	4,405	4,522	39,454

O&M Impacts: NA

Transportation Streetlights

Project No:	MC-CL-ZL8377	BSL Code:	BC-CL-Z
Project Type:	Ongoing	BSL Name:	Customer Focused - CIP
Project Category:	Rehabilitation or Restoration	Location:	System wide
Current Project Stage:	N/A	Council District:	Citywide
Start/End Date:	N/A	Neighborhood District:	Not in a Neighborhood District
Total Project Cost:	N/A	Urban Village:	Not in an Urban Village

This ongoing project funds relocation of streetlights that are displaced by City of Seattle transportation projects.

Resources	LTD Actuals	2024 Revised	2025	2026	2027	2028	2029	2030	Total
City Light Fund Revenues	38,834	5,327	6,638	5,769	7,459	6,608	6,823	6,970	84,428
Total:	38,834	5,327	6,638	5,769	7,459	6,608	6,823	6,970	84,428
Fund Appropriations / Allocations *	LTD Actuals	2024 Revised	2025	2026	2027	2028	2029	2030	Total
Light Fund	38,834	5,327	6,638	5,769	7,459	6,608	6,823	6,970	84,428
Total:	38,834	5,327	6,638	5,769	7,459	6,608	6,823	6,970	84,428

O&M Impacts: NA

Underground 26kV Conversion

Project No:	MC-CL-YR8362	BSL Code:	BC-CL-Y
Project Type:	Ongoing	BSL Name:	Transmission and Distribution - CIP
Project Category:	Rehabilitation or Restoration	Location:	System wide
Current Project Stage:	N/A	Council District:	Citywide
Start/End Date:	N/A	Neighborhood District:	Not in a Neighborhood District
Total Project Cost:	N/A	Urban Village:	Not in an Urban Village

This ongoing project replaces the 4 kV electrical equipment remaining in the electrical distribution system with new, efficient and reliable 26 kV distribution equipment. This project increases capacity to deliver power to City Light customers, rebuilds and maintains the backbone of the system, saves energy by reducing transformer and line losses, improves quality and reliability of service to customers, and releases unit substation properties for better neighborhood uses.

Resources	LTD Actuals	2024 Revised	2025	2026	2027	2028	2029	2030	Total
City Light Fund Revenues	10,693	541	2,278	4,263	4,983	7,441	6,307	2,400	38,905
Total:	10,693	541	2,278	4,263	4,983	7,441	6,307	2,400	38,905
Fund Appropriations / Allocations *	LTD Actuals	2024 Revised	2025	2026	2027	2028	2029	2030	Total
Light Fund	10,693	541	2,278	4,263	4,983	7,441	6,307	2,400	38,905
Total:	10,693	541	2,278	4,263	4,983	7,441	6,307	2,400	38,905

O&M Impacts: NA

Underground Customer Driven Capacity Additions

Project No:	MC-CL-YR8360	BSL Code:	BC-CL-Y
Project Type:	Ongoing	BSL Name:	Transmission and Distribution - CIP
Project Category:	New Facility	Location:	System wide
Current Project Stage:	N/A	Council District:	Citywide
Start/End Date:	N/A	Neighborhood District:	Not in a Neighborhood District
Total Project Cost:	N/A	Urban Village:	Not in an Urban Village

This ongoing project provides electrical lines from substations to customers' property lines. This project builds new and replaces old underground line segments, and may replace rotten and damaged poles in the distribution system that have underground facilities beneath them. This work is driven by specific customer projects, for their direct benefit, to identify and upgrade feeders that are impacted before the new load from those projects comes online. City Light is reimbursed by the customers for this work.

Resources	LTD Actuals	2024 Revised	2025	2026	2027	2028	2029	2030	Total
City Light Fund Revenues	66,465	4,546	-	-	-	-	-	-	71,010
Total:	66,465	4,546	-	-	-	-	-	-	71,010
Fund Appropriations / Allocations *	LTD Actuals	2024 Revised	2025	2026	2027	2028	2029	2030	Total
Light Fund	66,465	4,546	-	-	-	-	-	-	71,010
Total:	66,465	4,546	-	-	-	-	-	-	71,010

O&M Impacts: NA

Underground Equipment Replacements

Project No:	MC-CL-YR8353	BSL Code:	BC-CL-Y
Project Type:	Ongoing	BSL Name:	Transmission and Distribution - CIP
Project Category:	Rehabilitation or Restoration	Location:	System wide
Current Project Stage:	N/A	Council District:	Citywide
Start/End Date:	N/A	Neighborhood District:	Not in a Neighborhood District
Total Project Cost:	N/A	Urban Village:	Not in an Urban Village

This ongoing project replaces and improves underground electrical system equipment that is failing or approaching the end of its useful life. This project enhances distribution system reliability, avoiding unplanned outages or interruption of service due to equipment failure.

Resources	LTD Actuals	2024 Revised	2025	2026	2027	2028	2029	2030	Total
City Light Fund Revenues	117,294	30,580	27,945	30,782	30,969	29,934	24,313	20,277	312,094
Total:	117,294	30,580	27,945	30,782	30,969	29,934	24,313	20,277	312,094

Fund Appropriations / Allocations *	LTD Actuals	2024 Revised	2025	2026	2027	2028	2029	2030	Total
Light Fund	117,294	30,580	27,945	30,782	30,969	29,934	24,313	20,277	312,094
Total:	117,294	30,580	27,945	30,782	30,969	29,934	24,313	20,277	312,094

O&M Impacts: NA

Underground Outage Replacements

Project No:	MC-CL-ZS8352	BSL Code:	BC-CL-Z
Project Type:	Ongoing	BSL Name:	Customer Focused - CIP
Project Category:	Rehabilitation or Restoration	Location:	System wide
Current Project Stage:	N/A	Council District:	Citywide
Start/End Date:	N/A	Neighborhood District:	Not in a Neighborhood District
Total Project Cost:	N/A	Urban Village:	Not in an Urban Village

This ongoing project supports the capitalized portion of work resulting from unplanned, non-emergency, underground outages. These outages result from events, such as storms, accidents, and equipment failures. The project funds permanent storm repairs, and construction of new infrastructure to bypass failing equipment.

Resources	LTD Actuals	2024 Revised	2025	2026	2027	2028	2029	2030	Total
City Light Fund Revenues	28,755	8,073	3,339	3,914	4,502	5,492	6,459	6,620	67,155
Total:	28,755	8,073	3,339	3,914	4,502	5,492	6,459	6,620	67,155
Fund Appropriations / Allocations *	LTD Actuals	2024 Revised	2025	2026	2027	2028	2029	2030	Total
Light Fund	28,755	8,073	3,339	3,914	4,502	5,492	6,459	6,620	67,155
Total:	28,755	8,073	3,339	3,914	4,502	5,492	6,459	6,620	67,155

O&M Impacts: NA

Underground System Capacity Additions

Project No:	MC-CL-YR8361	BSL Code:	BC-CL-Y
Project Type:	Ongoing	BSL Name:	Transmission and Distribution - CIP
Project Category:	Rehabilitation or Restoration	Location:	System wide
Current Project Stage:	N/A	Council District:	Citywide
Start/End Date:	N/A	Neighborhood District:	Not in a Neighborhood District
Total Project Cost:	N/A	Urban Village:	Not in an Urban Village

This ongoing project provides electrical lines from substations to customers' property lines. This project builds new and replaces old underground lines, and may replace rotten and damaged poles in the distribution system with underground facilities beneath them. This work identifies and upgrades the feeders that are impacted by increased loads, as needed, before those load increases come online. City Light customers may pay for a portion of this work.

Resources	LTD Actuals	2024 Revised	2025	2026	2027	2028	2029	2030	Total
City Light Fund Revenues	62,346	6,416	500	-	-	-	-	-	69,262
Total:	62,346	6,416	500	-	-	-	-	-	69,262
Fund Appropriations / Allocations *	LTD Actuals	2024 Revised	2025	2026	2027	2028	2029	2030	Total
Light Fund	62,346	6,416	500	-	-	-	-	-	69,262
Total:	62,346	6,416	500	-	-	-	-	-	69,262

O&M Impacts: NA

Union Street Substation Networks

Project No:	MC-CL-YN8201	BSL Code:	BC-CL-Y
Project Type:	Ongoing	BSL Name:	Transmission and Distribution - CIP
Project Category:	New Facility	Location:	1312 Western AV
Current Project Stage:	N/A	Council District:	Council District 7
Start/End Date:	N/A	Neighborhood District:	Downtown
Total Project Cost:	N/A	Urban Village:	Downtown

This ongoing project increases the Union Street Substation network capacity to provide sufficient and reliable electrical capacity for the growing power needs of our customers. It funds a programmatic approach for the comprehensive management of underground network assets serving customers in the area bounded by Yesler Street, Alaskan Way, Pike Street, 6th Avenue, Union Street, the Freeway, University Street, 3rd Avenue, and the Waterfront area from Denny to Yesler.

Resources	LTD Actuals	2024 Revised	2025	2026	2027	2028	2029	2030	Total
City Light Fund Revenues	30,187	3,947	1,549	837	-	-	-	-	36,520
Total:	30,187	3,947	1,549	837	-	-	-	-	36,520
Fund Appropriations / Allocations *	LTD Actuals	2024 Revised	2025	2026	2027	2028	2029	2030	Total
Light Fund	30,187	3,947	1,549	837	-	-	-	-	36,520
Total:	30,187	3,947	1,549	837	-	-	-	-	36,520

O&M Impacts: NA

University of Washington Capacity Additions

Project No:	MC-CL-YR8466	BSL Code:	BC-CL-Y
Project Type:	Discrete	BSL Name:	Transmission and Distribution - CIP
Project Category:	New Investment	Location:	Multiple
Current Project Stage:	Stage 1 - Pre-Project Development	Council District:	Council District 3
Start/End Date:	2022 - 2030	Neighborhood District:	Northeast
Total Project Cost:	\$1,305	Urban Village:	University District

This project builds the infrastructure required to serve the electrical needs of the University of Washington's campus expansion. This will include engineering design and construction work to build feeder and substation infrastructure to serve 15 MW of new load in the University campus. A portion of this project may be reimbursable by the University of Washington.

Resources	LTD Actuals	2024 Revised	2025	2026	2027	2028	2029	2030	Total
City Light Fund Revenues	-	20	-	-	-	419	428	438	1,305
Total:	-	20	-	-	-	419	428	438	1,305
Fund Appropriations / Allocations *	LTD Actuals	2024 Revised	2025	2026	2027	2028	2029	2030	Total
Light Fund	-	20	-	-	-	419	428	438	1,305
Total:	-	20	-	-	-	419	428	438	1,305

O&M Impacts: NA

University Substation - Network

Project No:	MC-CL-YN8464	BSL Code:	BC-CL-Y
Project Type:	Ongoing	BSL Name:	Transmission and Distribution - CIP
Project Category:	Rehabilitation or Restoration	Location:	645 NW 45Th
Current Project Stage:	N/A	Council District:	Council District 4
Start/End Date:	N/A	Neighborhood District:	Northeast
Total Project Cost:	N/A	Urban Village:	University District

This ongoing project funds a programmatic approach for comprehensive management of underground network assets serving customers in the University area. This project funds annual work required, such as feeder balancing, engineering analysis to determine system feeder assignments for new services, and replacement of cables that fail while in service. It reduces the probability of cable failures and long costly customer outages.

Resources	LTD Actuals	2024 Revised	2025	2026	2027	2028	2029	2030	Total
City Light Fund Revenues	11,189	3,266	327	143	-	-	-	-	14,924
Total:	11,189	3,266	327	143	-	-	-	-	14,924
Fund Appropriations / Allocations *	LTD Actuals	2024 Revised	2025	2026	2027	2028	2029	2030	Total
Light Fund	11,189	3,266	327	143	-	-	-	-	14,924
Total:	11,189	3,266	327	143	-	-	-	-	14,924

O&M Impacts: NA

Utility Next

Project No:	MC-CL-YD9520	BSL Code:	BC-CL-Y
Project Type:	Ongoing	BSL Name:	Transmission and Distribution - CIP
Project Category:	Improved Facility	Location:	System Wide
Current Project Stage:	N/A	Council District:	Multiple
Start/End Date:	N/A	Neighborhood District:	Multiple
Total Project Cost:	N/A	Urban Village:	Multiple

This project funds grant matching for the Utility Next portfolio, which aims to leverage stimulus and grant funding to augment and accelerate progress in grid modernization, renewable energy, electrification, and workforce development.

Resources	LTD Actuals	2024 Revised	2025	2026	2027	2028	2029	2030	Total
City Light Fund Revenues	-	2,972	5,149	4,383	2,999	2,998	3,084	3,146	24,731
Total:	-	2,972	5,149	4,383	2,999	2,998	3,084	3,146	24,731

Fund Appropriations / Allocations *	LTD Actuals	2024 Revised	2025	2026	2027	2028	2029	2030	Total
Light Fund	-	2,972	5,149	4,383	2,999	2,998	3,084	3,146	24,731
Total:	-	2,972	5,149	4,383	2,999	2,998	3,084	3,146	24,731

O&M Impacts:

Vegetation Management Compliance System

Project No:	MC-CL-YD9978	BSL Code:	BC-CL-Y
Project Type:	Discrete	BSL Name:	Transmission and Distribution - CIP
Project Category:	Rehabilitation or Restoration	Location:	System Wide
Current Project Stage:	Stage 5 - Execution (IT Only)	Council District:	Outside City of Seattle
Start/End Date:	2018 - 2023	Neighborhood District:	Not in a Neighborhood District
Total Project Cost:	\$1,291	Urban Village:	Not in an Urban Village

This project provides funding for a Vegetation Management Compliance System for planning, tracking, and necessary documentation required to meet WECC and NERC Vegetation Management compliance requirements. These requirements are a WECC recommendation from the 2017 WECC Audit. Auditors noted that SCL was the only utility of its size to not automate Vegetation Management compliance work.

Resources	LTD Actuals	2024 Revised	2025	2026	2027	2028	2029	2030	Total
City Light Fund Revenues	1,412	(120)	-	-	-	-	-	-	1,291
Total:	1,412	(120)	-	-	-	-	-	-	1,291
Fund Appropriations / Allocations *	LTD Actuals	2024 Revised	2025	2026	2027	2028	2029	2030	Total
Light Fund	1,412	(120)	-	-	-	-	-	-	1,291
Total:	1,412	(120)	-	-	-	-	-	-	1,291

O&M Impacts: NA

Workplace and Process Improvement

Project No:	MC-CL-XF9159	BSL Code:	BC-CL-X
Project Type:	Ongoing	BSL Name:	Power Supply - CIP
Project Category:	Rehabilitation or Restoration	Location:	System wide
Current Project Stage:	N/A	Council District:	Citywide
Start/End Date:	N/A	Neighborhood District:	Not in a Neighborhood District
Total Project Cost:	N/A	Urban Village:	Not in an Urban Village

This ongoing project funds alterations that preserve workplace efficiency. The project focuses on adapting exterior work spaces and interior building elements to support business process improvements for occupant work groups. Interior systems improvements could include flooring replacements, interior remodeling, computer network cabling upgrades, uninterruptible power systems and computer flooring. Exterior system improvements could include fencing, security systems, paving and striping, and exterior building components.

Resources	LTD Actuals	2024 Revised	2025	2026	2027	2028	2029	2030	Total
City Light Fund Revenues	10,363	287	-	-	-	-	-	-	10,650
Total:	10,363	287	-	-	-	-	-	-	10,650
Fund Appropriations / Allocations *	LTD Actuals	2024 Revised	2025	2026	2027	2028	2029	2030	Total
Light Fund	10,363	287	-	-	-	-	-	-	10,650
Total:	10,363	287	-	-	-	-	-	-	10,650

O&M Impacts: NA

Seattle Public Utilities

Drainage and Wastewater

Overview

Seattle Public Utilities (SPU) maintains the network of sewer and drainage systems throughout the City of Seattle. These systems include approximately:

- 448 miles of sanitary sewers
- 968 miles of combined sewers
- 67 Pump Stations
- 5.5 miles of wastewater force mains
- 82 City-owned and permitted Combined Sewer Overflow points
- 38 Combined Sewer Overflow control detention tanks/pipes
- 481 miles of storm drains / 591 storm drain outfalls
- 24,733 catch basins
- 65 miles of ditches, 128 miles of culverts
- 30 miles of stream channel (49 creeks, 6 of which are salmon bearing)
- 9 acres of green stormwater infrastructure
- 17 detention/treatment ponds
- 295 drainage flow control facilities
- 578 water quality structures

The Drainage and Wastewater (DWW) CIP is the vehicle for rehabilitating, replacing, improving, and expanding this infrastructure, as well as constructing projects that protect, conserve, and enhance our region's environmental resources. Planned spending in the DWW CIP is approximately \$1.54 billion over the next six years, from 2025-2030.

Thematic Priorities/Project Selection Criteria

Collective priorities for SPU's DWW line of business, as expressed in the Strategic Business Plan, reflect values consistently expressed by customers and community: affordability, sustainability, and equity. SPU is committed to leading with equity and working in partnership with communities and employees to create a just and sustainable future.

Specific priorities of the DWF CIP are:

- Replacing failing assets;
- Constructing facilities that reduce the frequency of flooding and sewer backups for customers;
- Improving water quality and environmental habitats by reducing stormwater pollution and sewage overflows; and
- Providing adequate workforce facilities for our employees.

Projects in the DWW CIP are guided by various federal regulations, city policies, and long-term planning documents (e.g., the Plan to Protect Seattle’s Waterways and asset management plans). Additional direction for SPU’s capital improvement program come from our 2025-2030 Strategic Business Plan, which outlined new investments, cost savings, and a retail rate path for the six-year period and grew out of SPU’s efforts to provide greater rate predictability for customers while making important investments for the future. In addition to candidate capital projects identified from these planning documents, projects are identified from external projects, opportunities, emergencies, and other unexpected events. Projects are prioritized based on the following:

- **Public Health, Safety & Environment:** The overriding priority for the DWW is maintaining public health and safety by providing or improving services to customers and decreasing our impact on the environment. Examples of highly ranked projects in this category include the Drainage Capacity program, Sanitary Sewer Overflow Capacity program, South Park Water Quality Facility, and Protection of Beneficial Uses program which includes stream culvert replacement, floodplain reconnection efforts and water quality improvement projects.
- **Infrastructure Reliability & Risk:** How a project addresses infrastructure conditions or vulnerabilities. Examples of highly ranked projects in this category include the Pipe Rehabilitation and Pump Station improvement programs.
- **Regulatory, Mandates, Legal Agreements:** The City of Seattle/SPU must comply with State and Federal regulatory requirements including the Clean Water Act (CWA) and the Consent Decree that was entered in court on July 3, 2013, between the City, the U.S. Environmental Protection Agency (EPA), and the U.S. Department of Justice (DOJ). The two most significant regulatory drivers associated with the CWA are the National Pollutant Discharge Elimination System (NPDES) Waste Discharge Permit (aka NPDES CSO Permit) and the NPDES Phase I Municipal Stormwater Permit (aka NPDES MS4 Permit). This ranking category considers the degree to which the project is driven by Federal, State, and local laws, permit and regulatory requirements, and consent decrees, as well as by legal agreements with public and private parties and the specific mandates of the City Council and Mayor. Examples of highly ranked projects in this category include the Ship Canal Water Quality Project, CSO Retrofits, South Park Water Quality Facility, and Natural Drainage System (NDS) Partnering Program.
- **External Drivers and Opportunities:** SPU’s responsiveness to, or engagement with, the projects of other Departments or Jurisdictions, or opportunities to provide multiple benefits, address service equity, or reduce ratepayer costs through outside funding opportunities. Examples of highly ranked projects in this category include the Transportation Agency projects through SDOT’s former Bridging the Gap and anticipated future Levy to Move Seattle and Sound Transit.

2025-2030 Proposed Capital Improvement Plan

To aid SPU in making responsible decisions on behalf of ratepayers, prioritized projects must then be justified through a business case process that establishes that a problem or opportunity is timely and important and that the proposed solution is superior to other alternatives based on a triple bottom line analysis (economic, environmental, and social) of life-cycle benefits and costs. The process also recognizes that a project may be a “must do” project (e.g., required by regulations). The need for any given projects or programs is documented in a business case document and must be approved by the SPU General Manager and Asset Management Committee or CIP Board.

CIP Highlights

2025-2030 Proposed Drainage and Wastewater Fund CIP by BCL (\$'s in '000s; total may not sum due to rounding)

BCL	2025	2026	2027	2028	2029	2030	Total
BC-SU-C333B - Protection of Beneficial Uses	30,378	58,904	76,125	72,394	48,198	23,450	309,449
BC-SU-C350B - Sediments	13,422	13,178	15,263	20,918	24,372	29,692	116,844
BC-SU-C360B - Combined Sewer Overflows	92,098	92,152	84,055	33,171	40,120	79,840	421,436
BC-SU-C370B - Rehabilitation	43,888	43,146	43,724	51,141	60,962	58,410	301,271
BC-SU-C380B - Flooding, Sewer Backup & Lndsl	10,958	20,757	41,052	36,047	25,817	17,221	151,853
BC-SU-C410B - Shared Cost Projects	34,537	34,507	32,394	38,302	39,221	31,648	210,609
BC-SU-C510B - Technology	5,791	4,322	4,322	4,322	4,321	4,322	27,399
Total	231,072	266,966	296,934	256,294	243,011	244,582	1,538,859

Protection of Beneficial Uses: This program makes improvements to the City’s drainage system to reduce the harmful effects of stormwater runoff on creeks and receiving water bodies and preserve the storm water conveyance function of our creeks through stream culvert repair and rehabilitation. The program includes projects to meet regulatory requirements, primarily NDS Partnering Program projects (a key component of Seattle’s Plan to Protect Seattle’s Waterways) which improves water quality with green stormwater infrastructure (GSI) approaches, while also partnering with SDOT to provide mobility improvements and streetscape enhancements. The program also includes projects that are part of the SPU and Council created GSI in Urban Villages Program, helping SPU grow approaches for partnering with other agencies, developers, and community-based organization to install GSI at the lowest costs moment. Stream culvert and floodplain storage efforts, including the Longfellow Flood Storage project, are exploring win-win partnerships with Seattle Parks and Recreation.

Sediments: The City of Seattle is a Potentially Responsible Party (PRP) for cleanup liabilities for contaminated sediments at the Lower Duwamish Waterway Superfund Site, the Harbor Island Superfund Site (East Waterway), and Gas Works Park due to alleged historic contributions from Combined Sewer Overflows (CSO), storm drain discharges, and other City-owned facilities. The city

2025-2030 Proposed Capital Improvement Plan

continues to work with the EPA, the Washington State Department of Ecology, King County, and other PRPs on cleanup studies, design, and construction. The Sediments program provides funding for studies and analysis for cleanup of contaminated sediment sites in which the City is a participant, engineering design, construction of actual cleanup of contaminated sites, and liability allocation negotiations. The study phase of sediment remediation projects often requires multiple years before specific cleanup actions are defined.

For the Lower Duwamish Waterway, EPA decided the cleanup remedy in 2014 and engineering design has been underway. Duwamish Waterway remediation construction is scheduled to begin October 2024. The East Waterway study phase was completed in 2023 and EPA decided their cleanup actions in their Interim Record of Decision release in May 2024. Similarly, Ecology decided the required cleanup actions at Gas Works Park in 2024. Current program projections reflect costs associated with cleanup design and construction adjacent to Gas Works Park, Duwamish Waterway Sediment Remediation, East Waterway Remediation, and ongoing studies at other sites.

Combined Sewer Overflows: This program consists of projects that are mandated by State and Federal regulations to control combined sewer overflows (CSOs) into the City's receiving waters. During heavy rainfall events, the combination of stormwater (about 90 percent of the volume) and sewage may exceed the capacity of the combined sewer system (CSS) and overflow into our waterways – causing a combined sewer overflow (CSO). CSOs spill a mixture of raw sewage and stormwater into local waterways at 85 outfalls throughout the city. These spills violate water quality standards, create unacceptable risk to public health, contaminate sediment and habitats for endangered species, and pollute the Puget Sound.

Annual CSOs have been reduced from a range of 20-30 billion gallons per year by both the city and the County in 1970 to about 1 billion gallons per year today. The City's overflows account for approximately 100-200 million gallons per year. SPU currently does not meet regulatory mandates that limit CSOs to one untreated overflow per outfall location per year. SPU is required by State and Federal law to achieve control of CSOs by 2030. The LTCP, also called the Plan to Protect Seattle's Waterways, was approved by regulators in May 2015. In June 2024, an agreement in principle was reached to modify the Consent Decree. The Consent Decree modifications require completion of construction of all CSO reduction projects by December 2037. CSOs must be proven to be controlled one year after completion of construction; therefore, SPU is now required to achieve control of CSOs by 2038. Continuing investments in CSO control will enable SPU to achieve regulatory compliance.

Projects in the CSO Program include large infrastructure projects (e.g., storage structures, pipes, tunnels, wet weather treatment plants, stormwater separation, pump stations, etc.), smaller retrofits, construction of Green Stormwater Infrastructure (GSI) for CSO control, and development and implementation of regulatory required plans such as the Plan to Protect Seattle's Waterways. The largest project in the DWW CIP is the Ship Canal Water Quality Project (SCWQP). The SCWQP consists of a 2.7-mile-long, approximately 18-foot-diameter tunnel that, when completed, will capture and store approximately 75 million gallons of sewage and stormwater flows from Ballard, Fremont, Wallingford, and Queen Anne.

Planning is underway and will continue through the coming years for additional CSO reduction efforts to meet CSO Consent Decree compliance date requirements. SPU currently expects to spend approximately \$354 million over the next six years on CSO reduction projects. The majority of this spending is associated with the SCWQP, a joint project with King County to control CSOs into the Lake

2025-2030 Proposed Capital Improvement Plan

Washington Ship Canal and Salmon Bay. Currently the project is estimated at \$710 million at an 80% confidence.

Rehabilitation: This program consists of projects that repair, rehabilitate, or replace existing drainage and wastewater assets to maintain or improve current functionality levels. Assets that are addressed include:

- pump station structures, force mains, airlift conversions, major mechanical, ventilation and electrical components;
- drainage facilities including water quality structures, flow control structures and large surface water facilities; and
- drainage and wastewater conveyance pipes and structures (catch basins, maintenance holes and sandboxes).

Work within this program is critical to meeting SPU's Consent Decree target of less than four sanitary sewer overflows per 100 miles of sewer pipe bi-annually. Individual projects are defined by the type and method of rehabilitation and/or replacement including emergency rehabilitation, no-dig pipe lining rehabilitation by crews or contract, full mainline dig pipe replacement by contract, dig point pipe and structure rehabilitation by crews or contract, pump station repairs or replacement by crew or contract, and force main repairs or replacement by contract.

This Proposed Capital Improvement Plan includes a new drainage facility project to rehabilitate and/or replace water quality structures, flow control structures and large surface water facilities by crew or contractor, as well as a drainage pipe rehabilitation program to replace and repair drainage pipes and conveyance structures.

Flooding, Sewer Back-up, and Landslides: This program is responsible for preventing and alleviating flooding and sewer backups in the City of Seattle, with a primary focus on the protection of public health, safety, and property. The program area is focused on planning, design, and construction of new pipes, ditches, culverts, detention facilities, and GSI that control and/or convey storm runoff to the ultimate discharge locations of creeks, lakes, and Puget Sound. This program also involves protecting SPU's drainage and wastewater infrastructure in landslide prone areas from impending small landslides and providing drainage improvements where surface water generated from the City right-of way is contributing to slope instability and/or small landslides. Lastly, this program also includes sewer capacity projects that reduce sewer backups and help lower the risk of exceeding the Consent Decree target of four sanitary sewer overflows per 100 miles of sewer pipe per year. Major projects in this program include the 12th Avenue drainage project, the South Park Conveyance project, and the South Park Water Quality and Pump Station project. The South Park Water Quality Facility is a regulatory commitment within the Plan to Protect Seattle's Waterways.

Shared Cost Projects and Technology Projects: Projects in these BCLs are cross-funded by multiple SPU ratepayer funds. Project pages for these activities are not displayed in this section. For individual project pages, please see section **"Shared and Technology Projects."**

Shared Cost Projects cover capital improvement projects which typically benefit multiple lines of business (e.g., the Water LOB and the Drainage and Wastewater LOB).

SPU – Drainage and Wastewater

Shared Cost Projects for Drainage and Wastewater include Move Seattle, Center City Connector Streetcar, Washington Dept. of Transportation's 520 and stream culvert replacement work, and Sound Transit Link Light Rail. This BCL also includes funding for SPU Facility Improvements such as the Seattle Municipal Tower restacking project, South Operations Center, and a new dewatering facility near the South Transfer Station. Other programs in this BCL include DWW Heavy Equipment Purchases, 1% for the Arts, and several smaller projects.

Technology: The Technology capital portfolio is managed in seven program areas as identified by our SPU Strategic Technology Plan (SSTP) effort. These are intended to provide a department-wide view of technology investments to address SPU's strategic, business, and City-wide priorities. These areas are:

- Digitalization
- Customer
- Cyber
- Work & Asset Management
- Data & Analytics
- Program Delivery
- Technology Management

Investments in 2025 address several of SPU's key initiatives, including:

- Financial Management and Internal Controls
- Operational Excellence and Performance Management
- An Easy and Engaged Customer Experience
- Data-driven Decision Support
- Improved Enterprise Asset Management
- Project Delivery/Project Controls
- CC&B upgrade preparation
- Cybersecurity Emphasis

In 2025, SPU will continue focusing its technology spending on the highest priority business needs. Over the course of 2025-2030 the SPU Strategic Technology Plan (SSPT), top strategic priority projects will include:

- Deploying Advanced Metering Infrastructure
- Upgrading Customer Care and Billing (CC&B)
- Implementation of a Centralized Data Architecture & Design
- Development of a Digital Twin for Utilities
- Enterprise Content Management (ECM)

CIP Revenue Sources

The DWW CIP is financed through revenue bonds, a combination of low interest State and Federal loans, operating cash, and a small portion through capital grants or capital contributions in kind. Financial

2025-2030 Proposed Capital Improvement Plan

policies adopted by Council and embedded within revenue bond covenants require that non-debt sources of funds (operating cash, grants, contributions) comprise at least 25% of the portfolio over a four-year period.

For the 2025-2030 period, SPU has secured low interest SRF loans from the State Department of Ecology and WIFIA loans from the EPA to fund the majority of the Ship Canal Water Quality Project, with the balance funded through operating cash. The remaining projects will be funded through revenue bonds and operating cash. SPU will continue to seek out additional SRF and WIFIA loans where appropriate, as well as Public Works Trust Fund (PWTF) and Remedial Action Grants for sediments cleanup.

Summary of Upcoming Budget Issues and Challenges

Like utilities worldwide, SPU must prepare for and respond to complex challenges, such as climate change, pollution, earthquakes, and unpredictable material and labor costs, as they provide for public health and deliver environmental services. We strive to support and work with communities in long-lasting and meaningful ways. The biggest challenge for DWW will be continuing to manage priority projects while still complying with regulatory requirements from the EPA and the Washington State Department of Ecology (DOE) - all within the financial limitations of the Fund.

The City negotiated a Consent Decree among the City, the EPA, and the DOJ for compliance with the CWA and State regulations. The Consent Decree was entered in court on July 3, 2013, and an agreement has been reached to modify the Consent Decree. This proposed modification helps ensure that the City's remaining required investments in combined sewer infrastructure (that reduces pollution in our local waters) can be adapted for climate change, aligns with the Strategic Business Plan's rate path, works with other agencies and departments, and prioritizes efforts in historically underserved neighborhoods. The proposed modification extends the City's deadline for completing remaining sewer overflow investments to 2037. While the City will have accomplished at least 88% of the planned frequency and volume reductions from the original 2013 consent decree by 2027, the new deadline will help us deliver our remaining investments as part of a predictable rate path. The Consent Decree also includes requirements to implement a Capacity Management, Operations and Maintenance (CMOM) Program, which drives operations and maintenance spending and CIP spending in the Rehabilitation Program. Additionally, an NPDES permit for stormwater includes requirements to help protect local waterways and the Puget Sound from damaging pollutants and excessive runoff. This increased regulatory emphasis on protecting and improving water quality has resulted in the need for the city to make substantial investments in water quality treatment, detention, CSO retrofits, pipe and pump station rehabilitation, and inflow/infiltration reduction.

- Water Quality Treatment: This focuses on removing pollutants and can be accomplished through GSI or the use of technology such as specialized media filters. GSI is the use of green solutions to help reduce untreated overflows by allowing stormwater to infiltrate slowly into the ground, cutting the volume of stormwater entering the system, and providing water quality treatment through natural processes as the polluted runoff comes in contact with the soil and vegetation.
- Detention: This focuses on storing stormwater and/or sewage during a rainfall event and can be accomplished through detention ponds (for stormwater), GSI (for stormwater), floodplain reconnection (for stormwater), or underground tanks or tunnels (for both wastewater and stormwater). Detention can be added to the drainage system to offset the impacts of larger storms that overwhelm the conveyance capacity of the combined sewer system resulting in backups of sewage, localized flooding, and releases of untreated sewage.

2025-2030 Proposed Capital Improvement Plan

- CSO and Drainage Facility Retrofits: This focuses on optimizing existing collection, pumping and storage systems, using low-cost repairs and modifications to reduce pollution to waterways and/or improve flow control benefits.
- Pipe and Pump Station Rehabilitation: This consists of repairing, rehabilitating, or replacing existing gravity sewer and drainage pipes and structures, wastewater pump stations, and/or force mains that have deficiencies or have reached the end of their useful life.
- Inflow/Infiltration Reduction: This focuses on addressing parts of the system where there are direct stormwater connections to the sanitary sewer system which can be directed to a separated stormwater system. Infiltration reduction focuses on filling in cracks in sewer lines that allow groundwater to enter the system. By reducing inflow/infiltration, it is possible to reduce the frequency and volume of SSOs and sewer backups.

Other challenges DWW faces in meeting its obligations:

- 1) **Addressing public expectations**: It is challenging to address public expectations around our basic service level programs, such as flooding and system capacity. Funding levels for these programs are less than needed, but unable to be increased at this time due to the demand on our budget from regulatory requirements. The separated drainage and wastewater systems are either at capacity during storm events or lacking the fundamental infrastructure at various locations across the City. The impacts can range from very serious (basement sewer back-ups) to nuisance (limited street or yard flooding) issues.
- 2) **Construction Costs**: Market conditions and increasing costs of building large (drainage and wastewater) infrastructure in dense urban areas continue to put pressure on the portfolio.
- 3) **Climate Change**: Increasing rainfall intensities resulting from climate change are increasing pressure on existing drainage and wastewater infrastructure leading to increased CSOs and driving the need for larger solutions and additional system improvements. SPU assets also have risks related to sea level rise along the marine shoreline of the city.
- 4) **King County Regional Treatment and Disposal rate increase impact**: In 1958, a regional sewage treatment agency, the Municipality of Metropolitan Seattle (“Metro”), was formed to provide a regional solution to water quality problems. The City, rather than expanding its own treatment facilities, entered into a contract with Metro for sewage treatment. Metro operates three major regional wastewater treatment plants, two smaller local treatment plants, and four combined sewer overflow (“CSO”) treatment facilities, along with an extensive regional interceptor system to route sewage to the plants and stop untreated discharges into Lake Washington and other bodies of water. Metro and King County (the “County”) were merged in 1994. Since then, the County has been responsible for sewage treatment and disposal and has entered into a long-term contract with local sewage agencies, including the City, which remain responsible for their own local collection and transmission lines. The County currently provides services to 37 entities, including cities (including the City), sewer districts, and others. The County finances the capital and operating costs of its sewage treatment and disposal system, including projects from the Regional Wastewater Services Plan, with capacity charges to new customers and

wholesale charges to the City and other component agencies, all of which are established by the County Council pursuant to the current agreement. Currently, the City's share of the County's wholesale charge revenue is approximately 40%, and SPU passes this wholesale charge on to the City's Drainage and Wastewater System ratepayers. Future County increases in rates may impact the funding allocation available for SPU services.

Future Projects/What is on the horizon

Over the next 10 years the DWW CIP will be driven largely by regulatory requirements, major transportation projects, and Operations Crew Facilities. Major projects include the completion of the Ship Canal Water Quality Project, sediment remediation, and other projects necessary under the LTCP/Plan to Protect Seattle's Waterways, including right-of-way bioretention through the NDS Partnering Program, and South Park water quality facility. With the implementation of the Seattle Transportation Plan, DWW CIP will look for partnering opportunities that will allow SPU to stretch dollars further.

Supplementing in the near-term and looking beyond 2030, SPU is in the process of developing a community-centered plan to guide investments in integrated utility infrastructure for the next 50 years ([Shape Our Water Plan](#)). Through this planning effort, SPU will identify the partnerships, programs, and projects that will improve the performance and resilience of our drainage and wastewater systems while optimizing social and environmental co-benefits for the city. This planning is part of building a better Seattle by providing drainage and wastewater services that are affordable, safe, green, and just in a climate uncertain future.

Beneficial Uses Program

Project No:	MC-SU-C3317	BSL Code:	BC-SU-C333B
Project Type:	Ongoing	BSL Name:	Protection of Beneficial Uses
Project Category:	Improved Facility	Location:	Various
Current Project Stage:	N/A	Council District:	Multiple
Start/End Date:	N/A	Neighborhood District:	Multiple
Total Project Cost:	N/A	Urban Village:	Multiple

This ongoing project develops drainage related projects to improve the water quality, stream function and habitat in the streams and receiving waters of Seattle. These projects are part of SPU's NPDES Permit reporting for structural stormwater controls. Projects include green and gray water quality treatment approaches, and stream floodplain and habitat restoration to reduce flooding and associated culvert replacements to protect public safety.

Resources	LTD Actuals	2024 Revised	2025	2026	2027	2028	2029	2030	Total
Drainage and Wastewater Rates	15,009	1,664	4,082	12,381	24,402	24,681	22,218	9,050	113,487
King County Funds	-	773	-	-	-	-	-	-	773
Total:	15,009	2,437	4,082	12,381	24,402	24,681	22,218	9,050	114,260
Fund Appropriations / Allocations *	LTD Actuals	2024 Revised	2025	2026	2027	2028	2029	2030	Total
Drainage and Wastewater Fund	15,009	2,437	4,082	12,381	24,402	24,681	22,218	9,050	114,260
Total:	15,009	2,437	4,082	12,381	24,402	24,681	22,218	9,050	114,260

O&M Impacts: This is an ongoing program and any O&M needed as a result of this program is included in SPU's Operating Budget.

Broadview Long-Term Plan

Project No:	MC-SU-C3812	BSL Code:	BC-SU-C380B
Project Type:	Ongoing	BSL Name:	Flooding, Sewer Backup & Landslide
Project Category:	Improved Facility	Location:	Broadview
Current Project Stage:	N/A	Council District:	Council District 5
Start/End Date:	N/A	Neighborhood District:	Northwest
Total Project Cost:	N/A	Urban Village:	Not in an Urban Village

The Broadview Long-Term Plan had been an ongoing program to address longstanding drainage and wastewater problems. The current funded capital project within that program is the 12th Avenue NW Drainage Basin project, which addresses public and private flooding problems in that area by providing stormwater detention and green infrastructure.

Resources	LTD Actuals	2024 Revised	2025	2026	2027	2028	2029	2030	Total
Drainage and Wastewater Rates	16,506	545	180	-	-	-	-	-	17,231
Total:	16,506	545	180	-	-	-	-	-	17,231
Fund Appropriations / Allocations *	LTD Actuals	2024 Revised	2025	2026	2027	2028	2029	2030	Total
Drainage and Wastewater Fund	16,506	545	180	-	-	-	-	-	17,231
Total:	16,506	545	180	-	-	-	-	-	17,231

O&M Impacts: This is an ongoing program and any O&M needed as a result of this program is included in SPU's Operating Budget.

Creek Culvert Replacement Program

Project No:	MC-SU-C3314	BSL Code:	BC-SU-C333B
Project Type:	Ongoing	BSL Name:	Protection of Beneficial Uses
Project Category:	Improved Facility	Location:	Various
Current Project Stage:	N/A	Council District:	Multiple
Start/End Date:	N/A	Neighborhood District:	Multiple
Total Project Cost:	N/A	Urban Village:	Multiple

This ongoing project provides for the repair and replacement of creek culverts that are part of SPU's critical drainage infrastructure. Creek culvert management includes assessing structural condition and risk, and fish passage barriers. Sequencing sites is based on a combination of priority and factors such as readiness to proceed, ability to address other drainage needs (e.g., flooding, maintenance), potential partnerships, synergies with other projects and availability of funding.

Resources	LTD Actuals	2024 Revised	2025	2026	2027	2028	2029	2030	Total
Drainage and Wastewater Rates	9,009	8,646	5,086	21,671	19,286	20,658	17,220	3,235	104,811
King County Funds	-	500	-	-	-	-	-	-	500
Total:	9,009	9,146	5,086	21,671	19,286	20,658	17,220	3,235	105,311
Fund Appropriations / Allocations *	LTD Actuals	2024 Revised	2025	2026	2027	2028	2029	2030	Total
Drainage and Wastewater Fund	9,009	9,146	5,086	21,671	19,286	20,658	17,220	3,235	105,311
Total:	9,009	9,146	5,086	21,671	19,286	20,658	17,220	3,235	105,311

O&M Impacts: This is an ongoing program and any O&M needed as a result of this program is included in SPU's Operating Budget.

CSO Facility Retrofit

Project No:	MC-SU-C3611	BSL Code:	BC-SU-C360B
Project Type:	Ongoing	BSL Name:	Combined Sewer Overflows
Project Category:	Improved Facility	Location:	Various
Current Project Stage:	N/A	Council District:	Multiple
Start/End Date:	N/A	Neighborhood District:	Multiple
Total Project Cost:	N/A	Urban Village:	Not in an Urban Village

This ongoing project retrofits, upgrades, and modifies existing Combined Sewer Overflows (CSO) reduction facilities in Seattle CSO basins. Retrofit projects cost-effectively optimize and maximize existing system operation to minimize CSOs to the greatest extent possible, reducing long term CSO storage needs. This project assists in achieving state and Federal regulations to control combined sewer overflows (CSOs) into the City's receiving waters.

Resources	LTD Actuals	2024 Revised	2025	2026	2027	2028	2029	2030	Total
Drainage and Wastewater Rates	28,246	221	10	10	10	10	10	10	28,527
Total:	28,246	221	10	10	10	10	10	10	28,527
Fund Appropriations / Allocations *	LTD Actuals	2024 Revised	2025	2026	2027	2028	2029	2030	Total
Drainage and Wastewater Fund	28,246	221	10	10	10	10	10	10	28,527
Total:	28,246	221	10	10	10	10	10	10	28,527

O&M Impacts: This is an ongoing program and any O&M needed as a result of this program is included in SPU's Operating Budget.

Drainage Capacity Program

Project No:	MC-SU-C3802	BSL Code:	BC-SU-C380B
Project Type:	Ongoing	BSL Name:	Flooding, Sewer Backup & Landslide
Project Category:	Improved Facility	Location:	Various
Current Project Stage:	N/A	Council District:	Multiple
Start/End Date:	N/A	Neighborhood District:	Multiple
Total Project Cost:	N/A	Urban Village:	Multiple

This ongoing program provides flood control and local drainage and wastewater projects to improve system capacity or increase the existing level of service. Candidate projects are identified through DWW investigations, claims, complaints, studies, and prior planning. Drainage “spot” projects and small landslides prevention projects are also included within this program. The Localized Flood Control Program improves Drainage and Wastewater levels of service.

Resources	LTD Actuals	2024 Revised	2025	2026	2027	2028	2029	2030	Total
Drainage and Wastewater Rates	27,324	3,985	2,106	6,829	4,628	3,740	4,255	2,426	55,294
Total:	27,324	3,985	2,106	6,829	4,628	3,740	4,255	2,426	55,294
Fund Appropriations / Allocations *	LTD Actuals	2024 Revised	2025	2026	2027	2028	2029	2030	Total
Drainage and Wastewater Fund	27,324	3,985	2,106	6,829	4,628	3,740	4,255	2,426	55,294
Total:	27,324	3,985	2,106	6,829	4,628	3,740	4,255	2,426	55,294

O&M Impacts: This is an ongoing program and any O&M needed as a result of this program is included in SPU's Operating Budget.

Drainage Facilities Rehabilitation

Project No:	MC-SU-C3711	BSL Code:	BC-SU-C370B
Project Type:	Ongoing	BSL Name:	Rehabilitation
Project Category:	Improved Facility	Location:	Various
Current Project Stage:	N/A	Council District:	Multiple
Start/End Date:	N/A	Neighborhood District:	Multiple
Total Project Cost:	N/A	Urban Village:	Multiple

This ongoing project provides for improvements and upgrades to SPU-owned drainage facilities and conveyance pipes. Typical improvements may include, but not limited to, detention/treatment ponds, flow control facilities, water quality structures, conveyance drainage pipes and structures, and other drainage infrastructure. Typical capital projects may include, but are not limited to, the repair, rehabilitation, or replacement of drainage facilities and conveyance infrastructure.

Resources	LTD Actuals	2024 Revised	2025	2026	2027	2028	2029	2030	Total
Drainage and Wastewater Rates	4,709	4,732	3,230	9,060	6,160	3,060	2,760	2,560	36,271
Total:	4,709	4,732	3,230	9,060	6,160	3,060	2,760	2,560	36,271

Fund Appropriations / Allocations *	LTD Actuals	2024 Revised	2025	2026	2027	2028	2029	2030	Total
Drainage and Wastewater Fund	4,709	4,732	3,230	9,060	6,160	3,060	2,760	2,560	36,271
Total:	4,709	4,732	3,230	9,060	6,160	3,060	2,760	2,560	36,271

O&M Impacts: This is an ongoing program and any O&M needed as a result of this program is included in SPU's Operating Budget.

Future CSO Projects

Project No:	MC-SU-C3612	BSL Code:	BC-SU-C360B
Project Type:	Ongoing	BSL Name:	Combined Sewer Overflows
Project Category:	Improved Facility	Location:	N/A
Current Project Stage:	N/A	Council District:	Multiple
Start/End Date:	N/A	Neighborhood District:	Multiple
Total Project Cost:	N/A	Urban Village:	Multiple

This project is for planning and implementation of projects that are mandated by State and Federal regulations to control combined sewer overflows (CSOs) into the City's receiving waters. Projects in the CSO Program include large infrastructure projects (e.g., storage structures, pipes, tunnels, wet weather treatment plants, stormwater separation, pump stations, etc.), construction of Green Stormwater Infrastructure (GSI) for CSO control, and development and implementation of regulatory required plans such as the Long Term Control Plan.

Resources	LTD Actuals	2024 Revised	2025	2026	2027	2028	2029	2030	Total
Drainage and Wastewater Rates	3,931	7,296	4,280	8,910	15,120	27,860	39,810	79,530	186,736
Total:	3,931	7,296	4,280	8,910	15,120	27,860	39,810	79,530	186,736

Fund Appropriations / Allocations *	LTD Actuals	2024 Revised	2025	2026	2027	2028	2029	2030	Total
Drainage and Wastewater Fund	3,931	7,296	4,280	8,910	15,120	27,860	39,810	79,530	186,736
Total:	3,931	7,296	4,280	8,910	15,120	27,860	39,810	79,530	186,736

O&M Impacts: This is an ongoing program and any O&M needed as a result of this program is included in SPU's Operating Budget.

Green Stormwater Infrastructure Program

Project No:	MC-SU-C3610	BSL Code:	BC-SU-C360B
Project Type:	Ongoing	BSL Name:	Combined Sewer Overflows
Project Category:	Improved Facility	Location:	Citywide
Current Project Stage:	N/A	Council District:	Multiple
Start/End Date:	N/A	Neighborhood District:	Multiple
Total Project Cost:	N/A	Urban Village:	Multiple

This ongoing program provides construction of Green Stormwater Infrastructure (GSI) as a component of combined sewer overflow (CSO) reduction within the uncontrolled CSO basins. Work includes roadside bioretention and the RainWise program. RainWise provides financial incentives to private property owners within our uncontrolled CSO basins for construction of properly sized and installed raingardens or cisterns. The program supports the City's current regulatory strategy for compliance with CSO National Pollutant Discharge Elimination System (NPDES) permit.

Resources	LTD Actuals	2024 Revised	2025	2026	2027	2028	2029	2030	Total
Drainage and Wastewater Rates	15,870	300	300	300	300	300	300	300	17,970
Total:	15,870	300	300	300	300	300	300	300	17,970

Fund Appropriations / Allocations *	LTD Actuals	2024 Revised	2025	2026	2027	2028	2029	2030	Total
Drainage and Wastewater Fund	15,870	300	300	300	300	300	300	300	17,970
Total:	15,870	300	300	300	300	300	300	300	17,970

O&M Impacts: This is an ongoing program and any O&M needed as a result of this program is included in SPU's Operating Budget.

GSI for Protection of Beneficial Uses

Project No:	MC-SU-C3316	BSL Code:	BC-SU-C333B
Project Type:	Ongoing	BSL Name:	Protection of Beneficial Uses
Project Category:	Improved Facility	Location:	Various
Current Project Stage:	N/A	Council District:	Multiple
Start/End Date:	N/A	Neighborhood District:	Multiple
Total Project Cost:	N/A	Urban Village:	Multiple

This ongoing program provides construction of Green Stormwater Infrastructure (GSI) and associated gray infrastructure to decrease polluted runoff entering Seattle's waterways while providing substantial environmental and community benefits. Implementation pathways include SPU-led projects, co-development with other agencies such as SPR and SDOT, community partnership and private developer partnerships. Utility-led projects included in this master project include the Natural Drainage Systems Partnering Program, identified in Seattle's Plan to Protect Seattle's Waterways (the Long Term Control Plan requirement within our Consent Decree), and the Council created GSI in Urban Villages Program which will deliver multi-purpose green infrastructure projects in urban villages and urban centers through community partnerships and development synergies. Partnership programs include RainWise, RainCity and the GSI Beyond Code Program

Resources	LTD Actuals	2024 Revised	2025	2026	2027	2028	2029	2030	Total
Drainage and Wastewater Rates	55,943	36,992	21,210	24,853	32,438	27,055	8,760	11,165	218,414
Total:	55,943	36,992	21,210	24,853	32,438	27,055	8,760	11,165	218,414
Fund Appropriations / Allocations *	LTD Actuals	2024 Revised	2025	2026	2027	2028	2029	2030	Total
Drainage and Wastewater Fund	55,943	36,992	21,210	24,853	32,438	27,055	8,760	11,165	218,414
Total:	55,943	36,992	21,210	24,853	32,438	27,055	8,760	11,165	218,414

O&M Impacts: This is an ongoing program and any O&M needed as a result of this program is included in SPU's Operating Budget.

Long Term Control Plan

Project No:	MC-SU-C3604	BSL Code:	BC-SU-C360B
Project Type:	Ongoing	BSL Name:	Combined Sewer Overflows
Project Category:	Improved Facility	Location:	Various
Current Project Stage:	N/A	Council District:	Multiple
Start/End Date:	N/A	Neighborhood District:	Not in a Neighborhood District
Total Project Cost:	N/A	Urban Village:	Not in an Urban Village

This project supports the ongoing implementation of SPU's Combined Sewer Overflow (CSO) Reduction Long Term Control Plan (LTCP) in accordance with SPU's National Pollutant Discharge Elimination System (NPDES) permit and the Federal CSO Control Policy. On May 1, 2012, the Environmental Protection Agency/Department of Justice issued a draft Consent Decree to the City of Seattle which requires the development and submission of a Long-Term Control Plan for approval by May 30, 2015. It further stipulates that all CSO Control Measures are to be constructed as expeditiously as practicable, and in no event later than December 31, 2030. The Consent Decree also allows the City to propose storm water control project(s) as part of an Integrated Plan, in addition to the CSO Control Measures. The LTCP identified projects and programs to reduce the number and volume of CSOs, meet receiving water quality standards, and protect designated beneficial uses. The LTCP includes flow characterization, monitoring, and hydraulic modeling; development of CSO control alternatives; development of control alternatives that takes into consideration costs and performance; operational plan revisions; public participation; implementation schedule; and post-construction monitoring.

Resources	LTD Actuals	2024 Revised	2025	2026	2027	2028	2029	2030	Total
Drainage and Wastewater Rates	18,343	1,206	1,680	1,680	440	-	-	-	23,349
Total:	18,343	1,206	1,680	1,680	440	-	-	-	23,349
Fund Appropriations / Allocations *	LTD Actuals	2024 Revised	2025	2026	2027	2028	2029	2030	Total
Drainage and Wastewater Fund	18,343	1,206	1,680	1,680	440	-	-	-	23,349
Total:	18,343	1,206	1,680	1,680	440	-	-	-	23,349

O&M Impacts: Any O&M needed as a result of this project will be included and/or identified as part of SPU's Operating Budget.

Outfall Rehabilitation Program

Project No:	MC-SU-C3708	BSL Code:	BC-SU-C370B
Project Type:	Ongoing	BSL Name:	Rehabilitation
Project Category:	Improved Facility	Location:	Various
Current Project Stage:	N/A	Council District:	Multiple
Start/End Date:	N/A	Neighborhood District:	Multiple
Total Project Cost:	N/A	Urban Village:	Multiple

This ongoing project provides rehabilitation of outfalls throughout Seattle Public Utilities service area. Typical improvements may include, but are not limited to, repair, rehabilitation or replacement of outfall structures. This project will investigate the condition of each of the outfalls and complete an options analysis, followed by design, construction, and closeout activities.

Resources	LTD Actuals	2024 Revised	2025	2026	2027	2028	2029	2030	Total
Drainage and Wastewater Rates	4,078	150	350	1,000	400	300	500	500	7,278
Total:	4,078	150	350	1,000	400	300	500	500	7,278
Fund Appropriations / Allocations *	LTD Actuals	2024 Revised	2025	2026	2027	2028	2029	2030	Total
Drainage and Wastewater Fund	4,078	150	350	1,000	400	300	500	500	7,278
Total:	4,078	150	350	1,000	400	300	500	500	7,278

O&M Impacts: This is an ongoing program and any O&M needed as a result of this program is included in SPU's Operating Budget.

Pipe Renewal Program

Project No:	MC-SU-C3710	BSL Code:	BC-SU-C370B
Project Type:	Ongoing	BSL Name:	Rehabilitation
Project Category:	Improved Facility	Location:	Various
Current Project Stage:	N/A	Council District:	Multiple
Start/End Date:	N/A	Neighborhood District:	Multiple
Total Project Cost:	N/A	Urban Village:	Multiple

SPU operates and maintains approximately 1,423 miles of wastewater conveyance (combined and separated) pipe. Typical improvements include, but not limited to, spot or point repairs of existing sewer pipe, full dig replacement, cured-in-place pipe liners, conveyance structures replacement, and other wastewater conveyance infrastructure improvements. This ongoing program repairs, replaces, rehabilitates and renews the conveyance system by SPU crews and various contracting construction projects.

Resources	LTD Actuals	2024 Revised	2025	2026	2027	2028	2029	2030	Total
Drainage and Wastewater Rates	177,927	48,499	29,023	25,463	29,704	39,332	38,085	35,680	423,713
Total:	177,927	48,499	29,023	25,463	29,704	39,332	38,085	35,680	423,713

Fund Appropriations / Allocations *	LTD Actuals	2024 Revised	2025	2026	2027	2028	2029	2030	Total
Drainage and Wastewater Fund	177,927	48,499	29,023	25,463	29,704	39,332	38,085	35,680	423,713
Total:	177,927	48,499	29,023	25,463	29,704	39,332	38,085	35,680	423,713

O&M Impacts: This is an ongoing program and any O&M needed as a result of this program is included in SPU's Operating Budget.

* Funds are appropriated through the Adopted Budget at the Budget Summary Level. All Amounts shown above are in thousands of dollars

Pump Station & Force Main Improvements

Project No:	MC-SU-C3703	BSL Code:	BC-SU-C370B
Project Type:	Ongoing	BSL Name:	Rehabilitation
Project Category:	Improved Facility	Location:	Various
Current Project Stage:	N/A	Council District:	Multiple
Start/End Date:	N/A	Neighborhood District:	Multiple
Total Project Cost:	N/A	Urban Village:	Not in an Urban Village

This ongoing project provides for improvements and upgrades to the 68 SPU-owned wastewater pump stations and force mains. Typical improvements may include, but are not limited to, replacement of existing pump station assets including pumps, motors, and valves, and installation of new assets such as SCADA systems, generators, and emergency plugs. This project enhances and extends the useful life of the existing pump stations which protects water quality.

Resources	LTD Actuals	2024 Revised	2025	2026	2027	2028	2029	2030	Total
Drainage and Wastewater Rates	44,997	14,580	11,285	7,623	7,460	8,449	19,617	19,670	133,680
Total:	44,997	14,580	11,285	7,623	7,460	8,449	19,617	19,670	133,680
Fund Appropriations / Allocations *	LTD Actuals	2024 Revised	2025	2026	2027	2028	2029	2030	Total
Drainage and Wastewater Fund	44,997	14,580	11,285	7,623	7,460	8,449	19,617	19,670	133,680
Total:	44,997	14,580	11,285	7,623	7,460	8,449	19,617	19,670	133,680

O&M Impacts: This is an ongoing program and any O&M needed as a result of this program is included in SPU's Operating Budget.

S Henderson CSO Storage

Project No:	MC-SU-C3609	BSL Code:	BC-SU-C360B
Project Type:	Discrete	BSL Name:	Combined Sewer Overflows
Project Category:	Improved Facility	Location:	S Henderson St.
Current Project Stage:	Stage 6 - Closeout	Council District:	Council District 2
Start/End Date:	2001 - 2019	Neighborhood District:	Southeast
Total Project Cost:	\$59,601	Urban Village:	Not in an Urban Village

This project provides construction of combined sewer overflows (CSO) facilities in the Henderson area in the southeast part of Seattle. Facilities will be built to meet level of service requirements for CSOs and comply with State and Federal regulations.

Resources	LTD Actuals	2024 Revised	2025	2026	2027	2028	2029	2030	Total
Drainage and Wastewater Rates	59,617	-	-	-	-	-	-	-	59,617
Total:	59,617	-	-	-	-	-	-	-	59,617
Fund Appropriations / Allocations *	LTD Actuals	2024 Revised	2025	2026	2027	2028	2029	2030	Total
Drainage and Wastewater Fund	59,617	-	-	-	-	-	-	-	59,617
Total:	59,617	-	-	-	-	-	-	-	59,617

O&M Impacts: Any O&M needed as a result of this project will be included and/or identified as part of SPU's Operating Budget.

Sanitary Sewer Overflow Capacity

Project No:	MC-SU-C3804	BSL Code:	BC-SU-C380B
Project Type:	Ongoing	BSL Name:	Flooding, Sewer Backup & Landslide
Project Category:	Improved Facility	Location:	Various
Current Project Stage:	N/A	Council District:	Multiple
Start/End Date:	N/A	Neighborhood District:	Multiple
Total Project Cost:	N/A	Urban Village:	Multiple

This ongoing program is designed to improve sanitary sewer service to Seattle customers by addressing current and projected capacity limitations of the wastewater system through capital project improvements. Such improvements may include demand management measures such as infiltration and inflow (I/I) reduction, increased conveyance capacity, and individual customer measures such as installation of backflow preventers or grinder pumps to reduce the risk that customers will experience backups of sewage into their homes and businesses during storm events.

Resources	LTD Actuals	2024 Revised	2025	2026	2027	2028	2029	2030	Total
Drainage and Wastewater Rates	22,784	2,019	1,430	9,135	15,415	12,830	8,327	7,315	79,256
Total:	22,784	2,019	1,430	9,135	15,415	12,830	8,327	7,315	79,256

Fund Appropriations / Allocations *	LTD Actuals	2024 Revised	2025	2026	2027	2028	2029	2030	Total
Drainage and Wastewater Fund	22,784	2,019	1,430	9,135	15,415	12,830	8,327	7,315	79,256
Total:	22,784	2,019	1,430	9,135	15,415	12,830	8,327	7,315	79,256

O&M Impacts: This is an ongoing program and any O&M needed as a result of this program is included in SPU's Operating Budget.

Sediment Remediation

Project No:	MC-SU-C3503	BSL Code:	BC-SU-C350B
Project Type:	Ongoing	BSL Name:	Sediments
Project Category:	Improved Facility	Location:	Various
Current Project Stage:	N/A	Council District:	Multiple
Start/End Date:	N/A	Neighborhood District:	Multiple
Total Project Cost:	N/A	Urban Village:	Not in an Urban Village

This ongoing program provides for City of Seattle participation in cleanup of contaminated sediment sites at multiple locations across Seattle for which the City's drainage and wastewater utilities may have some liability. Typical phases of such projects include preliminary studies and analyses, preliminary engineering for actual cleanup efforts, and liability allocation negotiations. This program enhances the natural environment of Seattle and addresses both State and Federal regulatory agency requirements.

Resources	LTD Actuals	2024 Revised	2025	2026	2027	2028	2029	2030	Total
Drainage and Wastewater Rates	56,464	11,172	13,422	13,178	15,263	20,918	24,372	29,692	184,480
Total:	56,464	11,172	13,422	13,178	15,263	20,918	24,372	29,692	184,480
Fund Appropriations / Allocations *	LTD Actuals	2024 Revised	2025	2026	2027	2028	2029	2030	Total
Drainage and Wastewater Fund	56,464	11,172	13,422	13,178	15,263	20,918	24,372	29,692	184,480
Total:	56,464	11,172	13,422	13,178	15,263	20,918	24,372	29,692	184,480

O&M Impacts: This is an ongoing program and any O&M needed as a result of this program is included in SPU's Operating Budget.

Ship Canal Water Quality Project

Project No:	MC-SU-C3614	BSL Code:	BC-SU-C360B
Project Type:	Discrete	BSL Name:	Combined Sewer Overflows
Project Category:	Improved Facility	Location:	West Ship Canal
Current Project Stage:	Stage 5 - Construction	Council District:	Multiple
Start/End Date:	2014 - 2030	Neighborhood District:	Multiple
Total Project Cost:	\$640,000	Urban Village:	Multiple

The City of Seattle (the City) has prepared a comprehensive strategy, called The Plan to Protect Seattle's Waterways (the Plan) to reduce overflows and discharge of pollutants from combined sewers and the storm drain system. The City must control sewer discharges to protect public health, the environment, to comply with the Clean Water Act, the United States District Court Consent Decree, and State regulations. On May 29, 2015, the City submitted the plan to EPA and Ecology for approval. The largest project identified in the Plan is the Ship Canal Water Quality Project. This project is a joint project between SPU and King County to design and construct a storage tunnel to capture Combined Sewer Overflows for 5 SPU outfalls and two King County outfalls. The tunnel will be 2.7 miles long and run from Wallingford to Ballard. The tunnel will be approximately 18 feet in diameter and have a storage volume of about 30 million gallons. The purpose of the project is to bring all seven outfalls into compliance with the State's control standard of one untreated overflow per year per outfall on a 20-year moving average. Note all City/County funding allocations are for informational purposes, only. Actual resource allocations will be determined through ongoing project governance agreements and interagency coordination between the City and King County.

Resources	LTD Actuals	2024 Revised	2025	2026	2027	2028	2029	2030	Total
Drainage and Wastewater Rates	346,979	38,960	85,828	81,252	68,185	5,001	-	-	626,205
King County Funds	47,924	61,066	-	-	-	-	-	-	108,990
Water Rates	-	-	-	-	-	-	-	-	-
Total:	394,903	100,026	85,828	81,252	68,185	5,001	-	-	735,195
Fund Appropriations / Allocations *	LTD Actuals	2024 Revised	2025	2026	2027	2028	2029	2030	Total
Drainage and Wastewater Fund	394,903	100,026	85,828	81,252	68,185	5,001	-	-	735,195
Water Fund	-	-	-	-	-	-	-	-	-
Total:	394,903	100,026	85,828	81,252	68,185	5,001	-	-	735,195

O&M Impacts: Any O&M needed as a result of this project will be included and/or identified as part of SPU's Operating Budget.

South Park Stormwater Program

Project No:	MC-SU-C3806	BSL Code:	BC-SU-C380B
Project Type:	Discrete	BSL Name:	Flooding, Sewer Backup & Landslide
Project Category:	Improved Facility	Location:	698 S Riverside DR
Current Project Stage:	Stage 5 - Construction	Council District:	Council District 1
Start/End Date:	2006 - 2027	Neighborhood District:	Greater Duwamish
Total Project Cost:	\$134,876	Urban Village:	Greater Duwamish

This program constructs a pump station (PS), a water quality facility (WQF), and additional drainage conveyance in South Park. The PS will allow the existing storm drain outfall to drain the system when the tide is high and will support future drainage projects. The WQF will treat most stormwater flows from the basin, reducing pollutant loading to the Duwamish. Excessive flows will bypass the WQF and be pumped directly to the river. This program was formerly titled "South Park Pump Station."

Resources	LTD Actuals	2024 Revised	2025	2026	2027	2028	2029	2030	Total
Drainage and Wastewater Rates	63,749	8,898	7,242	4,793	21,009	19,477	13,235	7,480	145,883
Total:	63,749	8,898	7,242	4,793	21,009	19,477	13,235	7,480	145,883
Fund Appropriations / Allocations *	LTD Actuals	2024 Revised	2025	2026	2027	2028	2029	2030	Total
Drainage and Wastewater Fund	63,749	8,898	7,242	4,793	21,009	19,477	13,235	7,480	145,883
Total:	63,749	8,898	7,242	4,793	21,009	19,477	13,235	7,480	145,883

O&M Impacts: Any O&M needed as a result of this project will be included and/or identified as part of SPU's Operating Budget.

Thornton Confluence Improvement

Project No:	MC-SU-C3811	BSL Code:	BC-SU-C380B
Project Type:	Discrete	BSL Name:	Flooding, Sewer Backup & Landslide
Project Category:	Improved Facility	Location:	Thornton Creek
Current Project Stage:	Stage 6 - Closeout	Council District:	Multiple
Start/End Date:	2008 - 2019	Neighborhood District:	Not in a Neighborhood District
Total Project Cost:	\$7,907	Urban Village:	Not in an Urban Village

This project provides creek realignment, floodplain excavation, culvert replacement, and riparian plantings at the confluence of the north and south branches of Thornton Creek. SPU has acquired a number of flood prone properties in this area over the last decade. Using these properties, this project increases culvert capacity, floodplain area and flood storage, and provides stream habitat benefits. The project will help alleviate flooding and reduce maintenance at Meadowbrook Pond.

Resources	LTD Actuals	2024 Revised	2025	2026	2027	2028	2029	2030	Total
Drainage and Wastewater Rates	7,616	45	-	-	-	-	-	-	7,661
Total:	7,616	45	-	-	-	-	-	-	7,661

Fund Appropriations / Allocations *	LTD Actuals	2024 Revised	2025	2026	2027	2028	2029	2030	Total
Drainage and Wastewater Fund	7,616	45	-	-	-	-	-	-	7,661
Total:	7,616	45	-	-	-	-	-	-	7,661

O&M Impacts: Any O&M needed as a result of this project will be included and/or identified as part of SPU's Operating Budget.

Seattle Public Utilities

Solid Waste

Overview

Seattle Public Utilities (SPU) collects and disposes of solid waste generated within the City of Seattle. To fulfill this responsibility, the City owns and manages the following significant infrastructure:

- Two transfer stations;
- One recycling and re-use facility;
- Two household hazardous waste facilities;
- A fleet of trucks and heavy equipment; and
- Three closed landfills previously used by the City, plus assistance to Seattle Parks on two other closed landfills.

The Solid Waste Fund (SWF) Capital Improvement Plan (CIP) is the planning tool for rehabilitating, replacing, improving, and expanding infrastructure, as well as constructing projects that protect, conserve, and enhance our region's environmental resources. Planned spending in the SWF CIP is approximately \$119 million over the next six years, from 2025 through 2030.

Major anticipated projects include:

- South Transfer Station Facility Redevelopment.
- Cleanup of the historic South Park Landfill at the South Park Development Project.
- North Transfer Station Compactor Replacement.
- South Transfer Station Floor Replacement.

These projects comprise approximately 46% of the SWF CIP. Other significant projects include the Waste Removal project at the Midway Landfill, Drainage & Wastewater Improvements at the Transfer Stations, replacement of two compactors at the South Transfer Station, and SPU's annual equipment investment.

Thematic Priorities

The SWF places a high priority on managing environmental issues and addressing regulatory requirements related to current and historic solid waste facilities while protecting employees and customer health and safety.

- Managing environmental issues and regulations: SPU is required to improve former landfill sites and act as necessary when conditions change. For example, SPU monitors underground gas levels at these sites. When increased gas levels are detected, SPU implements improvements to extract excess gas or otherwise mitigate the environmental impacts. State-led improvements to Interstate 5 also requires SPU to modify landfill infrastructure in the right-of-way, as do Sound Transit projects that impact the Midway Landfill. Additionally, the new transfer stations are designed to reduce the environmental impacts of existing stations on neighboring communities.

Project Selection Criteria

SPU identifies candidate capital projects from several sources – planning (e.g., comprehensive plans, program plans), external projects and opportunities, and emergencies or other unexpected events. Under SPU's Asset Management System, projects must be justified through a business case process that establishes that a problem or opportunity is timely and important and that the proposed solution is

2025-2030 Proposed Capital Improvement Program

superior to alternatives based on a triple bottom line analysis (economic, environmental, and social) of life-cycle benefits and costs. The process also recognizes that a project may be a “must do” project (e.g., required by regulations).

Prioritization of SPU projects are based on the following set of criteria:

- **Regulatory Mandates, Legal Agreements:** The degree to which the project is driven by Federal, State, and local laws, permit and regulatory requirements, and consent decrees; as well as by legal agreements with public and private parties. Examples of highly ranked projects in this category include the South Park Development project and Kent Highlands and Midway Landfills programs.
- **External Drivers:** SPU’s involvement with projects led by other departments or jurisdictions, or by specific mandates of the Mayor or City Council. An example of a project in this category is the 1% for Arts program.
- **Infrastructure:** How a project addresses infrastructure conditions or vulnerabilities. An example of a highly ranked project in this category is the tipping floor replacement at the South Transfer Station.
- **Level of Service:** The importance of this project in providing or improving services to customers and neighbors. An example of a highly ranked project in this category is the replacement of two compactors at the transfer stations.
- **Other Factors:** Other important factors include high net present value or cost-effectiveness, social or environmental benefits that were not otherwise recognized, a project already in progress or near completion, limited time opportunity, demonstration projects, community visibility, or outside funding.

Every project is rated against each criterion. Criteria are then considered in determining an overall project priority ranking, using expert judgment (rather than a formula). Priority rankings for the CIP are determined by the leads for each LOB, with reviews by key internal stakeholders. The ranking scheme and criteria are the same for all LOBs and are approved by the SPU General Manager/CEO and Asset Management Committee. Project priority rankings are used to clarify and document which projects are most important and why, to help determine which projects at the margin will be included, excluded or deferred from the CIP, and which projects should receive priority attention if a staff or financial resource constraint should arise.

CIP Highlights

2025-2030 Proposed Solid Waste Fund CIP by BSL

(In '000s; total may not sum due to rounding)

Budget Summary Level	2025	2026	2027	2028	2029	2030	Total
New Facilities	21,015	16,139	16,405	11,161	15,737	1,407	81,864
Rehabilitation and Heavy Eqpt	397	807	909	409	309	554	3,385
Shared Cost Projects	8,424	5,353	2,668	2,513	2,309	2,471	23,738
Technology	1,544	1,508	1,508	1,508	1,507	1,508	9,082
Grand Total	31,380	23,806	21,490	15,591	19,863	5,939	118,069

New Facilities: This program includes the planning, design, and construction of new facilities to enhance solid waste operations. SPU will continue to implement its Solid Waste Facilities Master Plan. The key project drivers of the New Facilities budget are the South Park Development (landfill cleanup) and the South Transfer Station operational improvements projects.

Rehabilitation and Heavy Equipment: This program includes design and construction of projects that repair and/or upgrade solid waste facilities other than the transfer stations. The key drivers of this budget level are the Midway project and new funding for the Solid Waste Comprehensive Plan Update as required by the Washington State Department of Ecology.

Shared Cost Projects and Technology Projects: Projects in these BCLs are cross-funded by multiple SPU ratepayer funds. Project pages for these activities are not displayed in this section. For individual project pages, please see section “**Shared and Technology Projects.**”

For the Solid Waste CIP, a key driver within the Shared Costs BCL is heavy equipment purchases. This covers estimated fleet (trucks) and heavy equipment needs for transfer station operations.

For an overview of SPU’s **Technology** projects, please see the SPU Drainage and Wastewater overview (Technology BCL section).

CIP Revenue Sources

Much of the SWF CIP is funded through bond proceeds and current cash contributions, the mix of which is determined by SWF financial policies, the overall financial health of the SWF, and the best value and equity to ratepayers. SPU issued debt in 2014, 2015, and 2016. SPU is not planning any SWF bond issuances and will use current cash contributions and existing cash on hand to pay for the CIP. Cash contributions to construction and repayment of debt come from rate-based charges to customers whose solid waste services are handled by the City’s solid waste infrastructure and programs.

SPU also actively seeks grants, low-interest loans, and other funding sources whenever possible and prudent. The Solid Waste Utility is currently in the middle of a capital-intensive historic landfill remediation process and the South Recycling Center project. These projects are the primary drivers of CIP spending and have required rate increases for financing.

2025-2030 Proposed Capital Improvement Program

Summary of Upcoming Budget Issues and Challenges

Solid Waste faces logistical and financial issues as it reconstructs its primary facilities and addresses site cleanup efforts.

- Logistics: SWF is focusing on developing the South Recycling Center and must continue to use the site for trailer parking and household hazardous waste collection during construction.
- Financial Challenges: Developing the South Recycling Center along with site remediation efforts puts considerable short-term financial strain on the SWF. While the SWF is funding and building these major projects, it is working to address environmental stewardship by encouraging waste reduction and recycling, which results in declining demand for services.

Future Projects/What is on the Horizon

Once the South Park Landfill cleanup work and South Transfer Station operational improvements are completed, SPU will begin a thorough planning process to guide the future redevelopment of the South Transfer Station campus. The planning will take broader City needs into consideration before selecting a redevelopment scenario. Spending for the future development will be better defined over the next 3-5 years.

Kent Highlands

Project No:	MC-SU-C2402	BSL Code:	BC-SU-C240B
Project Type:	Ongoing	BSL Name:	Rehabilitation & Heavy Equipment
Project Category:	Improved Facility	Location:	Kent Highlands
Current Project Stage:	N/A	Council District:	Outside City of Seattle
Start/End Date:	N/A	Neighborhood District:	Not in a Neighborhood District
Total Project Cost:	N/A	Urban Village:	Not in an Urban Village

This program funds compliance activities related to the Kent Highlands landfill closure project. These activities include environmental studies to demonstrate the effectiveness of the Kent Highlands landfill closure project, as well as various landfill improvements. The environmental studies are required under the existing Consent Decree with the State Department of Ecology and validate that current environmental controls are effective and reduce the likelihood of additional capital or O&M expenditures. The landfill improvements include replacement of existing flares, drainage improvements, groundwater protection, water treatment and mitigating earthquake risks associated with steep slopes.

Resources	LTD Actuals	2024 Revised	2025	2026	2027	2028	2029	2030	Total
Solid Waste Rates	904	50	211	511	162	112	162	447	2,559
Total:	904	50	211	511	162	112	162	447	2,559
Fund Appropriations / Allocations *	LTD Actuals	2024 Revised	2025	2026	2027	2028	2029	2030	Total
Solid Waste Fund	904	50	211	511	162	112	162	447	2,559
Total:	904	50	211	511	162	112	162	447	2,559

O&M Impacts: This is an ongoing program and any O&M needed as a result of this program is included in SPU's Operating Budget.

Midway Landfill

Project No:	MC-SU-C2403	BSL Code:	BC-SU-C240B
Project Type:	Ongoing	BSL Name:	Rehabilitation & Heavy Equipment
Project Category:	Improved Facility	Location:	Kent
Current Project Stage:	N/A	Council District:	Outside City of Seattle
Start/End Date:	N/A	Neighborhood District:	Not in a Neighborhood District
Total Project Cost:	N/A	Urban Village:	Not in an Urban Village

This program funds compliance activities related to the Midway landfill closure project. These activities include environmental studies to demonstrate the effectiveness of the Midway landfill closure project. The studies are required under the existing Consent Decree with the State Department of Ecology and validate that current environmental controls are effective and reduce the likelihood of additional capital or O&M expenditures. The flare improvements are also a regulatory requirement. To ensure that SPU maintains regulatory compliance, a smaller flare or new technology will be required as the landfill ages and methane concentrations change over time. The largest effort under this program is the Midway landfill improvement project that funds removal of waste in the WSDOT Right of Way to allow construction of two additional lanes on I-5 and the Sound Transit Federal Way Link project. This is a joint project involving Sound Transit, WSDOT and SPU it is regulated by the Department of Ecology under a Consent Decree Amendment.

Resources	LTD Actuals	2024 Revised	2025	2026	2027	2028	2029	2030	Total
Solid Waste Rates	13,185	660	106	196	547	97	97	57	14,945
Water Rates	-	1,500	-	-	-	-	-	-	1,500
Total:	13,185	2,160	106	196	547	97	97	57	16,445
Fund Appropriations / Allocations *	LTD Actuals	2024 Revised	2025	2026	2027	2028	2029	2030	Total
Solid Waste Fund	13,185	2,160	106	196	547	97	97	57	16,445
Total:	13,185	2,160	106	196	547	97	97	57	16,445

O&M Impacts: This is an ongoing program and any O&M needed as a result of this program is included in SPU's Operating Budget.

Miscellaneous Station Improvement

Project No:	MC-SU-C2303	BSL Code:	BC-SU-C230B
Project Type:	Ongoing	BSL Name:	New Facilities
Project Category:	Improved Facility	Location:	Multiple
Current Project Stage:	N/A	Council District:	Multiple
Start/End Date:	N/A	Neighborhood District:	Multiple
Total Project Cost:	N/A	Urban Village:	Multiple

This project provides modifications, upgrades, and wear replacement for the two new City Transfer Stations. The new facilities will require periodic capital upgrades and replacement to extend the useful life of these assets. Examples of this work include replacement of the wear surface on the STS tipping floor, replacement of the large refuse compactors and replacement of HVAC/Life Safety components.

Resources	LTD Actuals	2024 Revised	2025	2026	2027	2028	2029	2030	Total
Solid Waste Rates	6,700	14,674	12,614	5,181	7,500	2,400	7,300	300	56,669
Total:	6,700	14,674	12,614	5,181	7,500	2,400	7,300	300	56,669
Fund Appropriations / Allocations *	LTD Actuals	2024 Revised	2025	2026	2027	2028	2029	2030	Total
Solid Waste Fund	6,700	14,674	12,614	5,181	7,500	2,400	7,300	300	56,669
Total:	6,700	14,674	12,614	5,181	7,500	2,400	7,300	300	56,669

O&M Impacts: This is an ongoing program and any O&M needed as a result of this program is included in SPU's Operating Budget.

* Funds are appropriated through the Adopted Budget at the Budget Summary Level. All Amounts shown above are in thousands of dollars

North Transfer Station Rebuild

Project No:	MC-SU-C2306	BSL Code:	BC-SU-C230B
Project Type:	Discrete	BSL Name:	New Facilities
Project Category:	Improved Facility	Location:	N. 34th St.
Current Project Stage:	Stage 6 - Closeout	Council District:	Council District 4
Start/End Date:		Neighborhood District:	Lake Union
Total Project Cost:	\$111,015	Urban Village:	Not in an Urban Village

The project constructs a new North Recycling and Disposal Station to replace the existing, aging facility. The new facility will meet customer and employee needs, regulatory requirements, and waste management goals for at least the next 50 years. Safety, operational, and capacity concerns at the existing transfer station necessitate building a new facility. The new facility will benefit the public by providing reliable transfer of solid waste from the City and preventing the accumulation of waste and unsanitary conditions within the City.

Resources	LTD Actuals	2024 Revised	2025	2026	2027	2028	2029	2030	Total
Solid Waste Rates	110,234	(3)	-	-	-	-	-	-	110,231
Total:	110,234	(3)	-	-	-	-	-	-	110,231
Fund Appropriations / Allocations *	LTD Actuals	2024 Revised	2025	2026	2027	2028	2029	2030	Total
Solid Waste Fund	110,234	(3)	-	-	-	-	-	-	110,231
Total:	110,234	(3)	-	-	-	-	-	-	110,231

O&M Impacts: Any O&M needed as a result of this project is included in SPU's Operating Budget.

South Park Development

Project No:	MC-SU-C2304	BSL Code:	BC-SU-C230B
Project Type:	Discrete	BSL Name:	New Facilities
Project Category:	Improved Facility	Location:	8100 2nd Ave S
Current Project Stage:	Stage 3 - Design	Council District:	Council District 1
Start/End Date:	2007 - 2027	Neighborhood District:	Greater Duwamish
Total Project Cost:	\$22,377	Urban Village:	Greater Duwamish

This project studies, plans, designs and constructs remediation of the historic South Park Landfill site to minimize environmental impacts. SPU owns a portion of the site on which the landfill once operated, and was a historic operator of the landfill at one time. This project will meet the requirements of a Consent Decree with the Washington Department of Ecology for remediation of the historic South Park Landfill. This project is tied to the STS 2 project and some redesign of remedial elements will be required and along with the other scope changes mentioned previously, construction has been further delayed to 2026.

Resources	LTD Actuals	2024 Revised	2025	2026	2027	2028	2029	2030	Total
Solid Waste Rates	6,196	7,277	1,840	4,396	3,640	3,592	3,399	398	30,736
Total:	6,196	7,277	1,840	4,396	3,640	3,592	3,399	398	30,736
Fund Appropriations / Allocations *	LTD Actuals	2024 Revised	2025	2026	2027	2028	2029	2030	Total
Solid Waste Fund	6,196	7,277	1,840	4,396	3,640	3,592	3,399	398	30,736
Total:	6,196	7,277	1,840	4,396	3,640	3,592	3,399	398	30,736

O&M Impacts: Any O&M needed as a result of this project will be included and/or identified as part of SPU's Operating Budget.

South Recycling Center

Project No:	MC-SU-C2302	BSL Code:	BC-SU-C230B
Project Type:	Discrete	BSL Name:	New Facilities
Project Category:	Improved Facility	Location:	8100 2nd AVE S
Current Project Stage:	Stage 5 - Construction	Council District:	Council District 1
Start/End Date:	2006 - 2027	Neighborhood District:	Greater Duwamish
Total Project Cost:	\$43,202	Urban Village:	Greater Duwamish

SPU postponed South Transfer Station phase construction and a smaller project is proceeding to complete cleanup work at the old South Park Landfill. SPU decided to postpone development plans (including the construction of the recycling facility) to allow a more holistic evaluation of future needs and job opportunities that best support our zero-waste vision. A recycling facility may still be included in the future plans, but partial development of the site at this time could severely limit what we can do in the future. The scope of the project has been reduced to only include the remediation of the South Park Landfill (required under a Consent Decree), minimal operational improvements, and a path along 5th Avenue to mitigate the street vacation at the new South Transfer Station. The reduced STS2 project will be designed during 2021-2022 and constructed in 2023.

Future site development plans will happen over the next 5 years in a parallel process.

Resources	LTD Actuals	2024 Revised	2025	2026	2027	2028	2029	2030	Total
Solid Waste Rates	9,708	3,888	6,562	6,562	5,265	5,170	5,038	709	42,902
Water Rates	-	(1,500)	-	-	-	-	-	-	(1,500)
Total:	9,708	2,388	6,562	6,562	5,265	5,170	5,038	709	41,402
Fund Appropriations / Allocations *	LTD Actuals	2024 Revised	2025	2026	2027	2028	2029	2030	Total
Solid Waste Fund	9,708	2,388	6,562	6,562	5,265	5,170	5,038	709	41,402
Total:	9,708	2,388	6,562	6,562	5,265	5,170	5,038	709	41,402

O&M Impacts: Any O&M needed as a result of this project will be included and/or identified as part of SPU's Operating Budget.

SW Comprehensive Plan Update

Project No:	MC-SU-C2407	BSL Code:	BC-SU-C240B
Project Type:	Ongoing	BSL Name:	Rehabilitation & Heavy Equipment
Project Category:	Improved Facility	Location:	Citywide
Current Project Stage:	N/A	Council District:	Multiple
Start/End Date:	N/A	Neighborhood District:	Multiple
Total Project Cost:	N/A	Urban Village:	Multiple

A Seattle Solid Waste Management Plan is required by Washington State Code. The plan must be updated every five years. The Comprehensive Plan guides the City's solid waste management.

Resources	LTD Actuals	2024 Revised	2025	2026	2027	2028	2029	2030	Total
Solid Waste Rates	829	(132)	80	100	200	200	50	50	1,377
Total:	829	(132)	80	100	200	200	50	50	1,377
Fund Appropriations / Allocations *	LTD Actuals	2024 Revised	2025	2026	2027	2028	2029	2030	Total
Solid Waste Fund	829	(132)	80	100	200	200	50	50	1,377
Total:	829	(132)	80	100	200	200	50	50	1,377

O&M Impacts: Any O&M needed as a result of this project will be included and/or identified as part of SPU's Operating Budget.

Seattle Public Utilities

Water

Overview

SPU delivers an average of approximately 124 million gallons of drinking water per day to 1.5 million people and businesses in Seattle and 18 surrounding cities and water districts, plus the Cascade Water Alliance. The water system infrastructure includes:

- The Cedar and South Fork Tolt supply sources, including over 103,000 acres of forested land.
- Three groundwater wells.
- Two primary water treatment plants.
- 11 booster chlorination facilities.
- 325 million gallons of treated water storage.
- 30 pump stations.
- Over 1,900 miles of transmission and distribution system pipelines.
- Almost 200,000 meters and service connections.
- More than 17,000 distribution system valves.
- About 19,000 hydrants.
- Monitoring and control systems; and,
- Various buildings and other related facilities.

In addition to replacing and improving the supply, treatment, transmission and distribution systems, the Water capital program includes investments in watershed stewardship projects, Cedar River Watershed Habitat Conservation Plan implementation, water conservation programs, vehicles, heavy equipment, and technology.

Planned spending in the Water Capital Improvement Program (CIP) is \$1,030 million over the next six years. Major projects include:

- Water system improvements associated with transportation projects, including Move Seattle; East Marginal Way Heavy Haul Corridor and Roosevelt Eastlake Rapid Ride.
- Operational and Regional Facility construction.
- Seismic upgrades of the Eastside and Riverton Reservoirs, the Magnolia Tank, the Trenton Standpipe, and the Cedar River Pipeline in Renton.
- Replacing the floating cover at Bitter Lake Reservoir with a new 21 MG partially buried circular prestressed concrete tank.
- Long-term planning for the Cedar River Water Supply with Seattle City Light; and
- Relicensing the South Fork Tolt Dam under the Federal Energy Regulatory Commission with Seattle City Light.

The 2025-2030 Proposed CIP also includes ongoing core actions, such as improving distribution and transmission system infrastructure like water mains, valves, meters, steel storage tanks, and pump stations; watershed stewardship and conservation programs; and facilities, vehicles, and heavy equipment investments. In addition, it includes funding for seismic improvements to SPU's water distribution and transmission system, based on SPU's recently completed water system seismic study as well as meeting federally regulated dam safety requirements at the South Fork Tolt Dam.

SPU funds Water LOB capital projects through a combination of cash and debt financing. The primary source of cash and debt repayment funds come from the sale of water charged to retail and wholesale customers in the region.

2025-2030 Proposed Capital Improvement Program

Thematic Priorities

The overarching goal of the Water CIP is to ensure that the water system is properly maintained, upgraded, and expanded to reliably deliver high-quality, safe drinking water to customers, protect the environment, and comply with regulations. The primary themes driving the CIP in the next six years are asset preservation, health and human safety, environmental sustainability, and race and social justice.

- SPU is committed to making **asset preservation** investments to create or enhance operational efficiency. SPU uses asset management principles to determine the timing of rehabilitation or replacement of its infrastructure. Projects that fall into this category vary, ranging from water main replacement related to transportation projects to rehabilitation of steel storage facilities.
- SPU's commitment to **health and human safety** is also addressed through SPU's reservoir covering projects. Consistent with Ordinance 120899 and required by state regulators, SPU has completed replacement of its open finished drinking water reservoirs with underground structures that will improve water quality and system security. Additionally, SPU will complete construction of a new floating cover on the Lake Forest Park reservoir and will begin construction of a new partially buried concrete tank at the Bitter Lake reservoir location to replace the existing floating covers that have reached the end of their useful life. Finally, as a result of a recently completed seismic study, two reservoirs— Roosevelt and Volunteer – will remain uncovered and are disconnected from the drinking water system, filled with treated water, and available for emergency storage needs after major emergencies such as earthquakes.
- SPU is committed to **environmental sustainability**. This can best be seen in SPU's responsibilities as outlined in the 50-year Habitat Conservation Plan (HCP), an agreement between local, state, and federal agencies. The HCP seeks to ensure the long-term ecological integrity of the Cedar River Watershed, which supplies the majority of the City's drinking water. It simultaneously addresses the needs of protected wildlife species in and along the Cedar River. Investments in the regional conservation and low-income conservation programs also help in management of our natural resources, while helping customers reduce their utility bills.
- SPU is also committed to **race and social justice**. One example of this commitment is the Low-Income Water Conservation Program. This ongoing program provides water use efficiency resources to the City's low-income customers to implement water conservation measures. Typical improvements consist of installing water-efficient fixtures, primarily low water use toilets, but also faucet aerators and common-area efficient clothes washers.

Project Selection Criteria

SPU identifies candidate capital projects from several sources – planning (e.g., comprehensive plans such as the 2019 Water System Plan, program plans, and asset management plans), external projects and opportunities (such as transportation projects), and emergencies or other unexpected events. Under SPU’s Asset Management approach, projects must be justified through a business case process that establishes that a problem or opportunity is timely and important, and that the proposed solution is superior to alternatives based on a triple bottom line analysis (economic, environmental, and social) of life cycle costs and benefits. The process also recognizes that a project may be a “must do” project (e.g., required by regulation). Projects may also be externally driven. Typically, SPU lacks control over the timing of externally driven projects.

SPU prioritizes capital projects across three tiers, Priorities 1, 2 and 3, with 1 being the most important and critical.

Priority rankings are based on the following set of criteria:

- **Regulatory Mandates, Legal Agreements:** The degree to which a project is driven by federal, state, and local laws, permit and regulatory requirements, and consent decrees; as well as by legal agreements with public and private parties. Examples of highly ranked projects in this category include the reservoir covering programs, the Cedar River Habitat Conservation Program, and the South Fork Tolt relicensing project.
- **External Drivers:** SPU’s responsiveness to, or engagement with, projects of other Departments or Jurisdictions, and the specific mandates of the City Council and Mayor. Examples of highly ranked projects in this category include SR 520 Rest of the West phase and Roosevelt Eastlake Rapid Ride.
- **Infrastructure:** How a project addresses infrastructure conditions or vulnerabilities. Examples of highly ranked projects in this category include the Watermain Rehabilitation, Distribution System Improvements and Tank Improvements programs.
- **Level of Service:** The importance of a project in providing or improving services to customers. Examples of highly ranked projects in this category include the Water Infrastructure – New Taps and Service Renewals programs.
- **Other Factors:** Other important factors include high net present value or cost-effectiveness, social or environmental benefits not otherwise captured, a project already in progress or near completion, limited time opportunity, demonstration projects, community visibility, or outside funding.

Every project is rated against each criterion. Criteria ratings are then considered in determining an overall project priority ranking, using expert judgment (rather than a formula). Priority rankings for the CIP are determined by the leads for each Line of Business (LOB), with review by key internal stakeholders. The ranking scheme and criteria are the same for all LOBs and are approved by the SPU GM/CEO, Asset Management Committee and/or Capital Improvement Plan Board. In addition, regional projects that are cost shared with SPU’s wholesale customers are vetted annually through the Seattle

Water System Operating Board, which is a board of representatives who have certain limited authority over policy and operational matters as they affect the Seattle Regional Water Supply System. Project priority rankings are used to clarify and document which projects are most important (and why), to help determine which projects at the margin will be included or excluded (or deferred) from the CIP, and which projects should receive priority attention if a staff or financial resource constraint should arise.

CIP Spending by Major Category

(In '000s; total may not sum due to rounding)

Water Fund	2025	2026	2027	2028	2029	2030	Total
Distribution	53,469	65,719	81,717	69,499	72,091	86,119	428,616
Transmission	11,915	25,266	28,567	43,779	31,320	26,355	167,202
Watershed Stewardship	2,878	4,956	1,853	2,233	2,731	1,062	15,713
Water Quality & Treatment	1,426	10,237	22,680	23,274	32,785	1,888	92,291
Water Resources	19,511	15,271	11,882	8,842	9,636	20,595	85,736
Habitat Conservation Program	1,571	5,738	4,081	2,972	1,195	649	16,207
Shared Cost Projects	53,232	39,807	25,299	20,502	34,680	23,960	197,480
Technology	5,534	4,221	4,221	4,221	4,221	4,221	26,639
Grand Total	149,537	171,215	180,301	175,322	188,659	164,849	1,029,883

Distribution: Projects and programs in this category relate to rehabilitation and improvements to the City's water mains and appurtenances, water storage tanks, pump stations, and other facilities that are part of the system that distributes treated water throughout the City of Seattle and to retail customers outside of the City.

Decreases in the **Distribution BCL** in 2025 relative to the 2024-2029 CIP are primarily due to shifting watermain rehabilitation projects to later years in the 6-year capital plan.

Transmission: The purpose of this program category is to rehabilitate and improve the City's large transmission pipelines that bring untreated water to the treatment facilities and convey treated water from the treatment facilities to Seattle and to other local utilities that purchase a portion of SPU's supply for their customers.

Transmission BCL in 2025 is stable. Increases in 2025-2029 are caused by initiation of the new transmission system seismic improvements program.

2025-2030 Proposed Capital Improvement Program

Watershed Stewardship: Projects and programs in this category improve protection of our sources of drinking water, provide habitat protection and restoration, sustain the environment, and enhance environmental quality, both locally and regionally. Most of the projects in this program category are located within the Cedar and Tolt River municipal watersheds.

- The Cedar River Municipal Watershed is 90,638 acres of land owned by the City of Seattle and provides about 65% of the drinking water used by 1.5 million people in the greater Seattle area supplied by SPU. The City of Seattle is required by law to maintain a clean drinking water supply. To that end, the City restricts public access and management is guided by a Habitat Conservation Plan. The Cedar River Watershed is an unfiltered surface water supply which produces some of the best water in the world.
- The South Fork Tolt River Watershed is the second supply watershed in SPU's freshwater supply system and provides roughly 35% of SPU's drinking water supply. Located in the foothills of the Cascades in east King County, it first came on-line in 1964, and since 1989 has also supported a small Seattle City Light hydro-electric facility. The South Fork Tolt Municipal Watershed is approximately 12,000 acres, two-thirds of which are owned and managed by the City of Seattle. The Tolt Treatment Facilities, which includes filtration, can provide up to 120 million gallons of drinking water per day.

Increases in the **Watershed Stewardship BCL** in 2025 are primarily due to delays to replace failing culverts with larger fish passable culverts at road crossings in the South Fork Tolt Watershed. The new crossings will satisfy State regulatory requirements for fish passage. In addition to providing fish passage, this program will reduce the potential for excessive sedimentation, catastrophic infrastructure (i.e. forest road) failure, and impacts to drinking water quality.

Water Quality and Treatment: The purpose of this program category is to construct, rehabilitate or improve water treatment facilities, and cover the remaining open water reservoirs. State and federal drinking water regulations and public health protection are key drivers of investments in this program category. To comply with regulations, SPU has invested hundreds of millions of dollars in building two new primary treatment facilities and covering two and burying five reservoirs that contain already treated water that is distributed directly to Seattle retail and wholesale customers for drinking purposes.

The focus in the **Water Quality & Treatment BCL** is completion of the Lake Forest Park Reservoir floating cover replacement, and in later CIP years, the Bitter Lake Reservoir Project. The plan for the Bitter Lake Reservoir is construction of a new 21 MG partially buried circular prestressed concrete tank instead of the new floating cover previously considered. Construction of the Lake Forest Park Reservoir replacement cover was completed in 2022, and the Bitter Lake Reservoir Project is targeted to begin construction in 2026.

Water Resources: The purpose of this program category is to manage our water resources to meet anticipated demands and in-stream flow requirements – the amount of water provided to the river to support aquatic habitat, wetlands, riparian vegetation, and water quality – and to promote residential and commercial water conservation. The requirements for in-stream flows are detailed in agreements with state and federal agencies and include provisions for minimum stream flows in the Cedar and South Fork Tolt Rivers. Examples of the types of projects in this category include the Dam Safety Program,

Sockeye Broodstock Weir and other improvements associated with the hatchery and fish ladder, and relicensing of the South Fork Tolt Dam to secure ongoing operations of that water supply source.

Increases in the **Water Resources BCL** in 2025 are due to dam safety projects such as the Tolt Early Warning System Upgrade and Tolt Debris Boom, which are both required to comply with the Federal Energy Regulatory Commission (FERC). Increases in outyears of the 6-year CIP are also due to FERC relicensing requirements at the South Fork Tolt Dam, on which SPU will be partnering with Seattle City Light.

Habitat Conservation Program: This program category includes projects and programs directly related to implementation of the Cedar River Watershed Habitat Conservation Plan. The Habitat Conservation Plan benefits the utility and ratepayers by providing legal certainty under the Endangered Species Act for the City’s continued operations within the Cedar River Watershed. The Habitat Conservation Program requires SPU to invest \$100 million over 50 years, with \$60 million in the first decade, on approximately 30 capital projects and 60 O&M activities in three areas: management of in-stream flows for people and fish, forest and land conservation activities, and mitigation for the blockage of salmon and steelhead fish as they return to the Cedar River to spawn. The Water Fund’s CIP projects in this area are grouped into eight categories: road improvements and decommissioning, stream and riparian restoration, upland forest restoration, Landsburg fish passage, Cedar River sockeye hatchery, improvements to the Ballard Locks for fish passage and water conservation, fish habitat protection and restoration in the lower Cedar River below the municipal watershed boundary, and evaluation of Cedar Permanent Dead Storage in Chester Morse Lake.

Increases in the **Habitat Conservation Program BCL** in 2025 are tied to the Downstream Fish Habitat Program in the implementation of stream restoration projects in close coordination with King County. Decreases in 2025-2029 are the result of the transitioning of the that Program along with watershed road decommissioning and fish passage programs to the Watershed Stewardship BCL (see notes under C130 – Watershed Stewardship). These programs were previously all under the City’s Cedar River Habitat Conservation Program (HCP) and are close to meeting the City’s commitments in these program areas.

Shared Cost Projects and Technology Projects: Projects in these BCLs are cross-funded by multiple SPU ratepayer funds. Project pages for these activities are not displayed in this section. For individual project pages, please see section “**Shared and Technology Projects.**”

For the Water Line of Business, key **Shared Cost Projects** include Move Seattle, Alaskan Way Viaduct and Seawall Replacement, and Heavy Equipment Purchases.

Changes to the Shared Cost Projects BCL for Water since the 2024-2029 CIP are primarily due shifting timelines for the East Marginal Way Heavy Haul Corridor and the Roosevelt Eastlake Rapid Ride which shift projected spending beyond the scope of this 6-year CIP. Heavy equipment purchases to modernize SPU’s fleet also contribute to increases.

For an overview of SPU’s **Technology** projects, please see the SPU Drainage and Wastewater overview (Technology BCL section).

CIP Revenue Sources

2025-2030 Proposed Capital Improvement Program

SPU's Water CIP is funded largely by Water ratepayers. About 75% of the Water Fund's Operating revenues come from retail ratepayers, split approximately evenly between residential and commercial customers. Another 20% of the Water Fund's overall revenues come from wholesale purveyors who serve surrounding jurisdictions. The remaining 5% consists of non-rate revenue, which include such items as tap fees received. SPU issues bonds, serviced by ratepayers, which in the current period covers 60% of the CIP, with the remainder funded by available cash, including rate payer revenue.

SPU actively seeks grants, low interest loans, and other funding sources whenever possible. And, as mentioned above, SPU also receives payments from developers that are intended to offset the cost of installing new taps when they connect newly constructed buildings to SPU watermain. These "tap fees" are a volatile revenue source, trending with the construction-related sectors of the economy.

Summary of Upcoming Budget Issues and Challenges

These important issues create financial challenges and opportunities for the Water Fund in the future.

Water Conservation: The City of Seattle, Seattle residents and businesses, and Seattle's wholesale water partners have worked together to reduce water consumption. As a result, consumption has declined since the 1980's and is projected to flatten out. In 2021, consumption was 30% below the peak of 1984, despite serving a larger population. Seattle currently has some of the lowest per capita water consumption in the nation. While this accomplishment helps contribute to a sustainable future for the region, it puts financial pressure on the utility because fixed costs, including the costs of the CIP, need to be distributed across fewer units of water sold. This trend also puts pressure on SPU management and employees to deliver services as efficiently as possible. In the future, it may also influence water rate design.

Transitioning from Major Projects toward Asset Management: The Water Fund is transitioning from a period of building large capital projects, in response to regulatory requirements, to a time of physical infrastructure rehabilitation. Past investments include water treatment facilities for the Tolt and Cedar water supplies, coverings for seven open reservoirs in response to federal/state regulations, construction of a second pipeline for the Tolt system, and investments to meet federal requirements embodied in the Cedar River Watershed Habitat Conservation Plan. These investments helped secure the supply and distribution of high-quality drinking water and provide appropriate stewardship of the watersheds consistent with federal and state requirements.

The City of Seattle is now better positioned than many water utilities in the nation in terms of regulatory compliance. Residents, businesses and rate payers will benefit from these investments for years to come. Although the focus will shift from major projects to physical infrastructure rehabilitation, the utility will be paying debt service over the next several budget cycles on the bonds that were issued for these major projects. Against the backdrop of these trends, the 2023-2028 Water CIP has been developed to:

- Provide for water system modifications associated with various Seattle and regional transportation projects.
- Recognize the need to invest in the water system's resiliency in a major earthquake event and continue with strategic investments to reduce risk.

2025-2030 Proposed Capital Improvement Program

- Preserve the transmission and distribution systems through careful investment in aging infrastructure renewal,
- Provide stewardship of the watersheds, to ensure a reliable source of high-quality drinking water.
- Comply with federal and state regulations governing water quality, system reliability, and habitat protection in the watersheds in which SPU operates; and
- Prioritize projects to deliver on infrastructure and regulatory requirements within the limited resources of the Water Fund.

Future Projects/What is on the Horizon

The Water CIP has completed a multi-decade period of investments in major infrastructure projects. These projects have positioned SPU to meet drinking water quality and environmental regulations. Projects have included the Tolt and Cedar Water Treatment Facilities, Tolt Pipeline 2, Reservoir Covering Program, the Cedar River Watershed HCP, the Chester Morse Lake Pump Plant Project, and a new Water Quality Laboratory. SPU has also made a major reinvestment in the Supervisory Control and Data Acquisition System which is used to monitor and control the regional and retail water system. However, these investments have also led to increasing debt service payments that constrain future budgets.

The 6-year CIP funds the work to invest in critical projects allowing continued reliable service of drinking water to the region’s 1.5 million customers. Emphasis will be on asset management-based rehabilitation and replacement of distribution system infrastructure (e.g., mains, valves, hydrants, meters), as well as water system infrastructure improvements related to transportation projects, such as the Move Seattle Levy, seismic upgrades for critical infrastructure following the 2018 water system seismic study, and dam safety projects.

Ballard Locks Improvements

Project No:	MC-SU-C1606	BSL Code:	BC-SU-C160B
Project Type:	Discrete	BSL Name:	Habitat Conservation Program
Project Category:	Improved Facility	Location:	NW 54th St 30th Ave NW
Current Project Stage:	Stage 5 - Construction	Council District:	Council District 6
Start/End Date:	2000 - 2025	Neighborhood District:	Ballard
Total Project Cost:	\$603	Urban Village:	Ballard-Interbay Northend

This project provides improvements at the Ballard Locks to upgrade conditions for salmon. Improvements are focused on conserving the amount of freshwater needed to operate the locks to reduce the demand for freshwater from the Cedar River and increase the availability of freshwater for salmon. This project is a requirement of the Cedar River Habitat Conservation Plan (HCP).

Resources	LTD Actuals	2024 Revised	2025	2026	2027	2028	2029	2030	Total
Water Rates	503	100	-	-	-	-	-	-	603
Total:	503	100	-	-	-	-	-	-	603
Fund Appropriations / Allocations *	LTD Actuals	2024 Revised	2025	2026	2027	2028	2029	2030	Total
Water Fund	503	100	-	-	-	-	-	-	603
Total:	503	100	-	-	-	-	-	-	603

O&M Impacts: Any O&M needed as a result of this project will be included and/or identified as part of SPU's Operating Budget.

Beacon Reservoir Seismic

Project No:	MC-SU-C1408	BSL Code:	BC-SU-C140B
Project Type:	Discrete	BSL Name:	Water Quality & Treatment
Project Category:	Improved Facility	Location:	S Spokane St and Beacon Ave S
Current Project Stage:	Stage 5 - Construction	Council District:	Council District 2
Start/End Date:	2001 - 2025	Neighborhood District:	Greater Duwamish
Total Project Cost:	\$11,292	Urban Village:	Not in an Urban Village

This project includes Seismic Retrofits at Beacon Reservoir using the Soil-Structure Interaction Seismic Analysis approach for design to determine its seismic performance during ground shaking and to assess whether or not a seismic deficiency exists.

Resources	LTD Actuals	2024 Revised	2025	2026	2027	2028	2029	2030	Total
Water Rates	11,342	50	-	100	-	-	-	-	11,492
Total:	11,342	50	-	100	-	-	-	-	11,492
Fund Appropriations / Allocations *	LTD Actuals	2024 Revised	2025	2026	2027	2028	2029	2030	Total
Water Fund	11,342	50	-	100	-	-	-	-	11,492
Total:	11,342	50	-	100	-	-	-	-	11,492

O&M Impacts: Any O&M needed as a result of this project will be included and/or identified as part of SPU's Operating Budget.

Cathodic Protection

Project No:	MC-SU-C1208	BSL Code:	BC-SU-C120B
Project Type:	Ongoing	BSL Name:	Transmission
Project Category:	Improved Facility	Location:	Citywide
Current Project Stage:	N/A	Council District:	Multiple
Start/End Date:	N/A	Neighborhood District:	Multiple
Total Project Cost:	N/A	Urban Village:	Not in an Urban Village

This ongoing program installs corrosion protection systems that prevent external corrosion of water transmission pipelines located in Seattle and throughout King County. The cathodic protection systems extend the life of buried pipelines made of ductile iron, steel, and concrete cylinder pipe.

Resources	LTD Actuals	2024 Revised	2025	2026	2027	2028	2029	2030	Total
Water Rates	10,465	1,562	378	398	2,600	700	400	3,000	19,503
Total:	10,465	1,562	378	398	2,600	700	400	3,000	19,503
Fund Appropriations / Allocations *	LTD Actuals	2024 Revised	2025	2026	2027	2028	2029	2030	Total
Water Fund	10,465	1,562	378	398	2,600	700	400	3,000	19,503
Total:	10,465	1,562	378	398	2,600	700	400	3,000	19,503

O&M Impacts: This is an ongoing program and any O&M needed as a result of this program is included in SPU's Operating Budget.

Cedar Bridges

Project No:	MC-SU-C1307	BSL Code:	BC-SU-C130B
Project Type:	Ongoing	BSL Name:	Watershed Stewardship
Project Category:	Improved Facility	Location:	Cedar River Watershed
Current Project Stage:	N/A	Council District:	Outside City of Seattle
Start/End Date:	N/A	Neighborhood District:	Not in a Neighborhood District
Total Project Cost:	N/A	Urban Village:	Not in an Urban Village

This ongoing program replaces aging bridges and related structures, such as abutments, asphalt approaches, and guardrails in the Cedar River Watershed. This project improves aging bridge assets on priority roads in the watershed transportation system to provide City employees, City contractors, and visitors with safe and adequate access to City water supply and hydroelectric assets while minimizing and reducing environmental impacts over time. Work in this program area also maintains compliance with state laws, safety and environmental regulations, and tribal access agreements including Washington Department of Natural Resources (WDNR) forest practice regulations, and Washington Department of Health (DOH) Watershed Protection Plan regulations.

Resources	LTD Actuals	2024 Revised	2025	2026	2027	2028	2029	2030	Total
Water Rates	2,145	678	561	10	195	310	500	425	4,825
Total:	2,145	678	561	10	195	310	500	425	4,825
Fund Appropriations / Allocations *	LTD Actuals	2024 Revised	2025	2026	2027	2028	2029	2030	Total
Water Fund	2,145	678	561	10	195	310	500	425	4,825
Total:	2,145	678	561	10	195	310	500	425	4,825

O&M Impacts: This is an ongoing program and any O&M needed as a result of this program is included in SPU's Operating Budget.

Chamber Upgrades-Distribution

Project No:	MC-SU-C1137	BSL Code:	BC-SU-C110B
Project Type:	Ongoing	BSL Name:	Distribution
Project Category:	Improved Facility	Location:	Citywide
Current Project Stage:	N/A	Council District:	Multiple
Start/End Date:	N/A	Neighborhood District:	Not in a Neighborhood District
Total Project Cost:	N/A	Urban Village:	Multiple

This ongoing program improves access to water distribution chambers throughout the water distribution system. The replacement and/or enlargement of the entrance to distribution chambers improves the health and safety of workers who need to access chambers and meets Occupational, Safety, and Health Administration (OSHA) and Washington Safety and Health Administration (WSHA) safety and health requirements.

Resources	LTD Actuals	2024 Revised	2025	2026	2027	2028	2029	2030	Total
Water Rates	255	10	5	5	5	5	5	5	295
Total:	255	10	5	5	5	5	5	5	295
Fund Appropriations / Allocations *	LTD Actuals	2024 Revised	2025	2026	2027	2028	2029	2030	Total
Water Fund	255	10	5	5	5	5	5	5	295
Total:	255	10	5	5	5	5	5	5	295

O&M Impacts: This is an ongoing program and any O&M needed as a result of this program is included in SPU's Operating Budget.

Dam Safety

Project No:	MC-SU-C1506	BSL Code:	BC-SU-C150B
Project Type:	Ongoing	BSL Name:	Water Resources
Project Category:	Improved Facility	Location:	Various
Current Project Stage:	N/A	Council District:	Outside City of Seattle
Start/End Date:	N/A	Neighborhood District:	Not in a Neighborhood District
Total Project Cost:	N/A	Urban Village:	Not in an Urban Village

This ongoing program maintains the safety of SPU's water supply dams in the Cedar River and South Fork Tolt River Municipal Watersheds and the in-town reservoir dams. Typical improvements may include, but are not limited to, upgrades to the dams' failure warning systems, spillways, outlet works, piping, and other civil, mechanical, and structural systems. This program ensures the continuing safe functioning, operation and monitoring of SPU's water supply dams and associated facilities per Federal Energy Regulatory Commission (FERC), state and local regulations, and SPU requirements to prevent loss of life and/or property damage and loss of SPU's ability to deliver reliable drinking water supply to its customers.

Resources	LTD Actuals	2024 Revised	2025	2026	2027	2028	2029	2030	Total
Drainage and Wastewater Rates	(1)	-	-	-	-	-	-	-	(1)
Water Rates	14,438	11,867	11,047	4,152	3,194	4,958	7,018	18,792	75,464
Total:	14,437	11,867	11,047	4,152	3,194	4,958	7,018	18,792	75,463
Fund Appropriations / Allocations *	LTD Actuals	2024 Revised	2025	2026	2027	2028	2029	2030	Total
Drainage and Wastewater Fund	(1)	-	-	-	-	-	-	-	(1)
Water Fund	14,438	11,867	11,047	4,152	3,194	4,958	7,018	18,792	75,464
Total:	14,437	11,867	11,047	4,152	3,194	4,958	7,018	18,792	75,463

O&M Impacts: This is an ongoing program and any O&M needed as a result of this program is included in SPU's Operating Budget.

Distribution Infrastructure

Project No:	MC-SU-C1138	BSL Code:	BC-SU-C110B
Project Type:	Ongoing	BSL Name:	Distribution
Project Category:	Improved Facility	Location:	Citywide
Current Project Stage:	N/A	Council District:	Multiple
Start/End Date:	N/A	Neighborhood District:	Multiple
Total Project Cost:	N/A	Urban Village:	Multiple

This ongoing program provides funding for modifications and relocations of existing Distribution System assets resulting from third party project impacts to Distribution System infrastructure located in the right-of-way or on public property. The costs are recovered from third parties and primarily other public utilities and agencies through Memorandums of Agreement and standard charges. This program covers all Distribution System modifications and relocations that are funded by third parties excluding Water main Extension project projects. The benefit of this project is accommodation of third party development by relocating or modifying existing Distribution System infrastructure, while retaining a Distribution System that continues to provide cost effective service to the ratepayer.

Resources	LTD Actuals	2024 Revised	2025	2026	2027	2028	2029	2030	Total
Water Rates	776	59	120	120	120	120	120	120	1,555
Total:	776	59	120	120	120	120	120	120	1,555
Fund Appropriations / Allocations *	LTD Actuals	2024 Revised	2025	2026	2027	2028	2029	2030	Total
Water Fund	776	59	120	120	120	120	120	120	1,555
Total:	776	59	120	120	120	120	120	120	1,555

O&M Impacts: This is an ongoing program and any O&M needed as a result of this program is included in SPU's Operating Budget.

Distribution System Improvements

Project No:	MC-SU-C1128	BSL Code:	BC-SU-C110B
Project Type:	Ongoing	BSL Name:	Distribution
Project Category:	Improved Facility	Location:	Citywide
Current Project Stage:	N/A	Council District:	Multiple
Start/End Date:	N/A	Neighborhood District:	Multiple
Total Project Cost:	N/A	Urban Village:	Multiple

This ongoing program improves service reliability, pressure, capacity, and fire flow in the City's water distribution system. Typical improvements may include, but are not limited to, booster pump station installation, creation of new service zones, and tank elevation or replacement, as well as additional water main pipelines and pressure reducing valves. These improvements to service levels meet Washington Department of Health (DOH) regulations and SPU's Distribution System Pressure Policy to provide greater than 20 psi service pressure. These improvements provide higher flow of water for fire protection which improves public safety and results in smaller and shorter fires.

Resources	LTD Actuals	2024 Revised	2025	2026	2027	2028	2029	2030	Total
Water Rates	2,120	975	160	100	920	1,392	1,000	1,000	7,666
Total:	2,120	975	160	100	920	1,392	1,000	1,000	7,666

Fund Appropriations / Allocations *	LTD Actuals	2024 Revised	2025	2026	2027	2028	2029	2030	Total
Water Fund	2,120	975	160	100	920	1,392	1,000	1,000	7,666
Total:	2,120	975	160	100	920	1,392	1,000	1,000	7,666

O&M Impacts: This is an ongoing program and any O&M needed as a result of this program is included in SPU's Operating Budget.

Distribution System In-Line Gate Valve

Project No:	MC-SU-C1136	BSL Code:	BC-SU-C110B
Project Type:	Ongoing	BSL Name:	Distribution
Project Category:	Improved Facility	Location:	Citywide
Current Project Stage:	N/A	Council District:	Multiple
Start/End Date:	N/A	Neighborhood District:	Multiple
Total Project Cost:	N/A	Urban Village:	Multiple

This ongoing program replaces line valves in the water distribution system throughout the City of Seattle that fail or are obsolete due to age or lack of replacement parts. The replacement of these gate valves extends the useful life of the water main and restores the performance of the water distribution system. This ongoing program also adds valves within the system to enhance system performance, enhance operational control, and reduce the number of customers whose service is interrupted during a water main shut down.

Resources	LTD Actuals	2024 Revised	2025	2026	2027	2028	2029	2030	Total
Water Rates	2,130	302	300	300	300	300	300	300	4,232
Total:	2,130	302	300	300	300	300	300	300	4,232
Fund Appropriations / Allocations *	LTD Actuals	2024 Revised	2025	2026	2027	2028	2029	2030	Total
Water Fund	2,130	302	300	300	300	300	300	300	4,232
Total:	2,130	302	300	300	300	300	300	300	4,232

O&M Impacts: This is an ongoing program and any O&M needed as a result of this program is included in SPU's Operating Budget.

Distribution System Seismic Improvements

Project No:	MC-SU-C1139	BSL Code:	BC-SU-C110B
Project Type:	Ongoing	BSL Name:	Distribution
Project Category:	Rehabilitation or Restoration	Location:	Citywide
Current Project Stage:	N/A	Council District:	Multiple
Start/End Date:	N/A	Neighborhood District:	Multiple
Total Project Cost:	N/A	Urban Village:	Multiple

This ongoing program upgrade critical distribution facilities that are seismically vulnerable and will remain functional after a major earthquake. Facilities that will be upgraded include water storage reservoirs and tanks, pump stations, pipelines and support facilities. The upgrades are scheduled to occur over a 50-year plus time frame.

Resources	LTD Actuals	2024 Revised	2025	2026	2027	2028	2029	2030	Total
Water Rates	-	1,335	205	620	1,475	2,250	2,250	10,060	18,195
Total:	-	1,335	205	620	1,475	2,250	2,250	10,060	18,195
Fund Appropriations / Allocations *	LTD Actuals	2024 Revised	2025	2026	2027	2028	2029	2030	Total
Water Fund	-	1,335	205	620	1,475	2,250	2,250	10,060	18,195
Total:	-	1,335	205	620	1,475	2,250	2,250	10,060	18,195

O&M Impacts: This is an ongoing program and any O&M needed as a result of this program is included in SPU's Operating Budget.

* Funds are appropriated through the Adopted Budget at the Budget Summary Level. All Amounts shown above are in thousands of dollars

Downstream Fish Habitat

Project No:	MC-SU-C1607	BSL Code:	BC-SU-C160B
Project Type:	Discrete	BSL Name:	Habitat Conservation Program
Project Category:	Improved Facility	Location:	Cedar River Watershed
Current Project Stage:	Stage 5 - Construction	Council District:	Outside City of Seattle
Start/End Date:	2008 - 2026	Neighborhood District:	Not in a Neighborhood District
Total Project Cost:	\$23,937	Urban Village:	Not in an Urban Village

This project provides protection and restoration of fish habitat along the lower Cedar River, below the City's municipal watershed boundary at the Landsburg Dam and includes both acquisition of habitat lands and habitat restoration on the main stem of the Cedar River. This project is a requirement of the Cedar River Habitat Conservation Plan (HCP).

Resources	LTD Actuals	2024 Revised	2025	2026	2027	2028	2029	2030	Total
State Grant Funds	-	2,000	-	-	-	-	-	-	2,000
Water Rates	20,245	1,834	500	5,000	3,400	2,400	400	-	33,779
Total:	20,245	3,834	500	5,000	3,400	2,400	400	-	35,779

Fund Appropriations / Allocations *	LTD Actuals	2024 Revised	2025	2026	2027	2028	2029	2030	Total
Water Fund	20,245	3,834	500	5,000	3,400	2,400	400	-	35,779
Total:	20,245	3,834	500	5,000	3,400	2,400	400	-	35,779

O&M Impacts: Any O&M needed as a result of this project will be included and/or identified as part of SPU's Operating Budget.

Environmental Stewardship

Project No:	MC-SU-C1301	BSL Code:	BC-SU-C130B
Project Type:	Ongoing	BSL Name:	Watershed Stewardship
Project Category:	Improved Facility	Location:	Citywide
Current Project Stage:	N/A	Council District:	Multiple
Start/End Date:	N/A	Neighborhood District:	Multiple
Total Project Cost:	N/A	Urban Village:	Not in an Urban Village

This ongoing program provides improvements to facilities and remediation for identified soil contamination at various locations in City watershed areas, railroad right-of-way, and transmission pipelines.

Resources	LTD Actuals	2024 Revised	2025	2026	2027	2028	2029	2030	Total
Water Rates	2,742	623	2,197	4,946	1,658	1,923	2,231	637	16,957
Total:	2,742	623	2,197	4,946	1,658	1,923	2,231	637	16,957

Fund Appropriations / Allocations *	LTD Actuals	2024 Revised	2025	2026	2027	2028	2029	2030	Total
Water Fund	2,742	623	2,197	4,946	1,658	1,923	2,231	637	16,957
Total:	2,742	623	2,197	4,946	1,658	1,923	2,231	637	16,957

O&M Impacts: This is an ongoing program and any O&M needed as a result of this program is included in SPU's Operating Budget.

Hatchery Works

Project No:	MC-SU-C1511	BSL Code:	BC-SU-C150B
Project Type:	Ongoing	BSL Name:	Water Resources
Project Category:	Improved Facility	Location:	Cedar River Watershed
Current Project Stage:	N/A	Council District:	Outside City of Seattle
Start/End Date:	N/A	Neighborhood District:	Not in a Neighborhood District
Total Project Cost:	N/A	Urban Village:	Not in an Urban Village

This ongoing program provides improvements to the sockeye salmon hatchery, including improvements to the Broodstock collection facility, improvements to the hatchery spring water pumps, improvements to adult holding ponds, and additions for water redundancy. These facilities are a requirement of the Landsburg Mitigation Agreement and the Muckleshoot Settlement Agreement.

Resources	LTD Actuals	2024 Revised	2025	2026	2027	2028	2029	2030	Total
Drainage and Wastewater Rates	-	-	-	-	-	-	-	-	-
Water Rates	1,672	939	171	4,099	4,433	16	-	-	11,330
Total:	1,672	939	171	4,099	4,433	16	-	-	11,330
Fund Appropriations / Allocations *	LTD Actuals	2024 Revised	2025	2026	2027	2028	2029	2030	Total
Drainage and Wastewater Fund	-	-	-	-	-	-	-	-	-
Water Fund	1,672	939	171	4,099	4,433	16	-	-	11,330
Total:	1,672	939	171	4,099	4,433	16	-	-	11,330

O&M Impacts: This is an ongoing program and any O&M needed as a result of this program is included in SPU's Operating Budget.

Instream Flow Management Studies

Project No:	MC-SU-C1608	BSL Code:	BC-SU-C160B
Project Type:	Ongoing	BSL Name:	Habitat Conservation Program
Project Category:	Improved Facility	Location:	Cedar River Watershed
Current Project Stage:	N/A	Council District:	Outside City of Seattle
Start/End Date:	N/A	Neighborhood District:	Not in a Neighborhood District
Total Project Cost:	N/A	Urban Village:	Not in an Urban Village

This ongoing program provides research and monitoring to examine the effects of instream flows on salmon species in the Cedar River. This ongoing program monitors flow compliance, verifies accretion flows downstream of Landsburg, improves flow-switching criteria, and develops a better understanding of relationships between stream flow and aquatic habitat. This ongoing program is a requirement of the Cedar River Habitat Conservation Plan (HCP).

Resources	LTD Actuals	2024 Revised	2025	2026	2027	2028	2029	2030	Total
Water Rates	2,039	100	65	75	40	40	-	-	2,359
Total:	2,039	100	65	75	40	40	-	-	2,359
Fund Appropriations / Allocations *	LTD Actuals	2024 Revised	2025	2026	2027	2028	2029	2030	Total
Water Fund	2,039	100	65	75	40	40	-	-	2,359
Total:	2,039	100	65	75	40	40	-	-	2,359

O&M Impacts: This is an ongoing program and any O&M needed as a result of this program is included in SPU's Operating Budget.

Multiple Utility Relocation

Project No:	MC-SU-C1133	BSL Code:	BC-SU-C110B
Project Type:	Ongoing	BSL Name:	Distribution
Project Category:	Improved Facility	Location:	Citywide
Current Project Stage:	N/A	Council District:	Multiple
Start/End Date:	N/A	Neighborhood District:	Multiple
Total Project Cost:	N/A	Urban Village:	Multiple

This ongoing program provides funding for necessary modifications to the location and depth of water pipes when they come into conflict with street improvements or other utility projects. The benefit is continued water service to customers while accommodating transportation and other needs in the street right-of-way.

Resources	LTD Actuals	2024 Revised	2025	2026	2027	2028	2029	2030	Total
Water Rates	1	600	100	100	100	100	100	100	1,201
Total:	1	600	100	100	100	100	100	100	1,201
Fund Appropriations / Allocations *	LTD Actuals	2024 Revised	2025	2026	2027	2028	2029	2030	Total
Water Fund	1	600	100	100	100	100	100	100	1,201
Total:	1	600	100	100	100	100	100	100	1,201

O&M Impacts: This is an ongoing program and any O&M needed as a result of this program is included in SPU's Operating Budget.

Pump Station Improvements

Project No:	MC-SU-C1135	BSL Code:	BC-SU-C110B
Project Type:	Ongoing	BSL Name:	Distribution
Project Category:	Improved Facility	Location:	Citywide
Current Project Stage:	N/A	Council District:	Multiple
Start/End Date:	N/A	Neighborhood District:	Multiple
Total Project Cost:	N/A	Urban Village:	Multiple

This ongoing program makes improvements to water pump stations by replacing electric motors, starters, control systems, and other elements. The benefit is improved reliability of water pump stations which in turn reduces the likelihood of large scale water outages.

Resources	LTD Actuals	2024 Revised	2025	2026	2027	2028	2029	2030	Total
Water Rates	3,900	4,866	7,257	7,631	707	700	700	500	26,261
Total:	3,900	4,866	7,257	7,631	707	700	700	500	26,261

Fund Appropriations / Allocations *	LTD Actuals	2024 Revised	2025	2026	2027	2028	2029	2030	Total
Water Fund	3,900	4,866	7,257	7,631	707	700	700	500	26,261
Total:	3,900	4,866	7,257	7,631	707	700	700	500	26,261

O&M Impacts: This is an ongoing program and any O&M needed as a result of this program is included in SPU's Operating Budget.

Purveyor Meters Replace-SPU

Project No:	MC-SU-C1206	BSL Code:	BC-SU-C120B
Project Type:	Ongoing	BSL Name:	Transmission
Project Category:	Improved Facility	Location:	Regional
Current Project Stage:	N/A	Council District:	Multiple
Start/End Date:	N/A	Neighborhood District:	Multiple
Total Project Cost:	N/A	Urban Village:	Not in an Urban Village

This ongoing program installs new meters for Seattle's wholesale customers at the customer's request. In addition, existing meters are upgraded to current safety standards. The benefits are accurate metering and billing for Seattle's wholesale customers while meeting their water needs.

Resources	LTD Actuals	2024 Revised	2025	2026	2027	2028	2029	2030	Total
Water Rates	604	210	120	130	135	140	145	150	1,634
Total:	604	210	120	130	135	140	145	150	1,634
Fund Appropriations / Allocations *	LTD Actuals	2024 Revised	2025	2026	2027	2028	2029	2030	Total
Water Fund	604	210	120	130	135	140	145	150	1,634
Total:	604	210	120	130	135	140	145	150	1,634

O&M Impacts: This is an ongoing program and any O&M needed as a result of this program is included in SPU's Operating Budget.

Regional Water Conservation

Project No:	MC-SU-C1504	BSL Code:	BC-SU-C150B
Project Type:	Ongoing	BSL Name:	Water Resources
Project Category:	Improved Facility	Location:	Citywide and Regional
Current Project Stage:	N/A	Council District:	Multiple
Start/End Date:	N/A	Neighborhood District:	Multiple
Total Project Cost:	N/A	Urban Village:	Multiple

This ongoing program provides customer incentives for residential, commercial, institutional, and industrial water efficiency capital improvements. Typical examples include, but are not limited to, water efficient toilets and urinals, clothes washers, landscape irrigation devices, upgrades in industrial process water, and replacing water-cooled equipment with air-cooled versions. The program benefits both existing and future ratepayers. Water conservation provides low-cost options for meeting potential challenges from climate change, managing Seattle's drinking water resources, and customer efficiency and potential cost savings on water bills.

Resources	LTD Actuals	2024 Revised	2025	2026	2027	2028	2029	2030	Total
Water Rates	28,263	1,377	1,019	1,045	1,071	1,097	1,125	1,153	36,150
Total:	28,263	1,377	1,019	1,045	1,071	1,097	1,125	1,153	36,150

Fund Appropriations / Allocations *	LTD Actuals	2024 Revised	2025	2026	2027	2028	2029	2030	Total
Water Fund	28,263	1,377	1,019	1,045	1,071	1,097	1,125	1,153	36,150
Total:	28,263	1,377	1,019	1,045	1,071	1,097	1,125	1,153	36,150

O&M Impacts: This is an ongoing program and any O&M needed as a result of this program is included in SPU's Operating Budget.

Replace Air Valve Chambers

Project No:	MC-SU-C1209	BSL Code:	BC-SU-C120B
Project Type:	Ongoing	BSL Name:	Transmission
Project Category:	Improved Facility	Location:	Citywide
Current Project Stage:	N/A	Council District:	Multiple
Start/End Date:	N/A	Neighborhood District:	Multiple
Total Project Cost:	N/A	Urban Village:	Not in an Urban Village

This ongoing program improves access to the chambers located throughout the transmission water system. The replacement and enlargement of the entrance to transmission chambers increase the safety for workers that need to enter the chambers twice per year.

Resources	LTD Actuals	2024 Revised	2025	2026	2027	2028	2029	2030	Total
Water Rates	1,109	200	155	160	165	170	175	180	2,314
Total:	1,109	200	155	160	165	170	175	180	2,314
Fund Appropriations / Allocations *	LTD Actuals	2024 Revised	2025	2026	2027	2028	2029	2030	Total
Water Fund	1,109	200	155	160	165	170	175	180	2,314
Total:	1,109	200	155	160	165	170	175	180	2,314

O&M Impacts: This is an ongoing program and any O&M needed as a result of this program is included in SPU's Operating Budget.

Reservoir Covering-Bitter Lake

Project No:	MC-SU-C1419	BSL Code:	BC-SU-C140B
Project Type:	Discrete	BSL Name:	Water Quality & Treatment
Project Category:	Improved Facility	Location:	N 143rd St and Linden Ave N
Current Project Stage:	Stage 3 - Design	Council District:	Council District 5
Start/End Date:	2013 - 2030	Neighborhood District:	Northwest
Total Project Cost:	\$90,192	Urban Village:	Not in an Urban Village

This project addresses the need for a new cover on Bitter Lake Reservoir once the existing floating cover has reached the end of its useful life. Replacing the existing structure with a new hard covered structure within the same footprint will be one of the options considered. A new cover will be designed and constructed to improve and maintain the water quality protection and security enhancement functions of the existing cover.

Resources	LTD Actuals	2024 Revised	2025	2026	2027	2028	2029	2030	Total
Water Rates	2,855	16,500	820	9,393	21,816	22,224	31,432	214	105,254
Total:	2,855	16,500	820	9,393	21,816	22,224	31,432	214	105,254
Fund Appropriations / Allocations *	LTD Actuals	2024 Revised	2025	2026	2027	2028	2029	2030	Total
Water Fund	2,855	16,500	820	9,393	21,816	22,224	31,432	214	105,254
Total:	2,855	16,500	820	9,393	21,816	22,224	31,432	214	105,254

O&M Impacts: Any O&M needed as a result of this project will be included and/or identified as part of SPU's Operating Budget.

Reservoir Covering-Lake Forest

Project No:	MC-SU-C1418	BSL Code:	BC-SU-C140B
Project Type:	Discrete	BSL Name:	Water Quality & Treatment
Project Category:	Improved Facility	Location:	Lake Forest Park
Current Project Stage:	Stage 5 - Construction	Council District:	Outside City of Seattle
Start/End Date:	2013 - 2022	Neighborhood District:	Outside City of Seattle
Total Project Cost:	\$20,519	Urban Village:	Not in an Urban Village

This project addresses the need for a new cover on Lake Forest Park Reservoir once it has reached the end of its useful life. The project will evaluate options for a new cover, including replacing the existing floating Hypolan cover with a similar design. A new cover will be designed and constructed to maintain and improve the water quality protection and security enhancement functions of the existing cover.

Resources	LTD Actuals	2024 Revised	2025	2026	2027	2028	2029	2030	Total
Water Rates	11,249	156	6	-	-	-	-	-	11,411
Total:	11,249	156	6	-	-	-	-	-	11,411
Fund Appropriations / Allocations *	LTD Actuals	2024 Revised	2025	2026	2027	2028	2029	2030	Total
Water Fund	11,249	156	6	-	-	-	-	-	11,411
Total:	11,249	156	6	-	-	-	-	-	11,411

O&M Impacts: Any O&M needed as a result of this project will be included and/or identified as part of SPU's Operating Budget.

Seattle Direct Water Conservation

Project No:	MC-SU-C1505	BSL Code:	BC-SU-C150B
Project Type:	Ongoing	BSL Name:	Water Resources
Project Category:	Improved Facility	Location:	Citywide and Direct Service
Current Project Stage:	N/A	Council District:	Multiple
Start/End Date:	N/A	Neighborhood District:	Multiple
Total Project Cost:	N/A	Urban Village:	Multiple

This ongoing program provides water use efficiency resources to the City's low-income customers to implement water conservation measures authorized by Ordinance 120532, adopted in 2001, and supplements funding provided under SPU's Regional Water Conservation project (C1504). Typical improvements consist of, but are not limited to, installing water-efficient fixtures, such as aerating showerheads and faucets, low water use toilets and efficient clothes washers.

Resources	LTD Actuals	2024 Revised	2025	2026	2027	2028	2029	2030	Total
Water Rates	5,843	893	589	601	613	625	638	650	10,451
Total:	5,843	893	589	601	613	625	638	650	10,451
Fund Appropriations / Allocations *	LTD Actuals	2024 Revised	2025	2026	2027	2028	2029	2030	Total
Water Fund	5,843	893	589	601	613	625	638	650	10,451
Total:	5,843	893	589	601	613	625	638	650	10,451

O&M Impacts: This is an ongoing program and any O&M needed as a result of this program is included in SPU's Operating Budget.

Stream & Riparian Restoration

Project No:	MC-SU-C1602	BSL Code:	BC-SU-C160B
Project Type:	Ongoing	BSL Name:	Habitat Conservation Program
Project Category:	Improved Facility	Location:	Cedar River Watershed
Current Project Stage:	N/A	Council District:	Outside City of Seattle
Start/End Date:	N/A	Neighborhood District:	Not in a Neighborhood District
Total Project Cost:	N/A	Urban Village:	Not in an Urban Village

This ongoing program provides stream and riparian restoration in the Cedar River Watershed, including large woody debris placement, riparian conifer under-planting, and culvert replacement for fish passage and peak storm flows. This program is a requirement under the Cedar River Habitat Conservation Plan (HCP).

Resources	LTD Actuals	2024 Revised	2025	2026	2027	2028	2029	2030	Total
Water Rates	4,823	157	27	103	54	27	14	54	5,258
Total:	4,823	157	27	103	54	27	14	54	5,258

Fund Appropriations / Allocations *	LTD Actuals	2024 Revised	2025	2026	2027	2028	2029	2030	Total
Water Fund	4,823	157	27	103	54	27	14	54	5,258
Total:	4,823	157	27	103	54	27	14	54	5,258

O&M Impacts: This is an ongoing program and any O&M needed as a result of this program is included in SPU's Operating Budget.

Tank Improvements

Project No:	MC-SU-C1134	BSL Code:	BC-SU-C110B
Project Type:	Ongoing	BSL Name:	Distribution
Project Category:	Improved Facility	Location:	Citywide
Current Project Stage:	N/A	Council District:	Multiple
Start/End Date:	N/A	Neighborhood District:	Multiple
Total Project Cost:	N/A	Urban Village:	Multiple

This ongoing program implements water quality, seismic, and other improvements to steel water tanks in Seattle. Functional water tanks are essential to public health protection as they assure that the distribution system is under pressure at all times, even when pump stations or control valves malfunction. Depressurization of the water system may result in siphoning back contaminants from faulty private systems and from the ground into the water pipes.

Resources	LTD Actuals	2024 Revised	2025	2026	2027	2028	2029	2030	Total
Water Rates	7,135	1,682	5,349	9,480	7,494	6,530	2,085	1,485	41,240
Total:	7,135	1,682	5,349	9,480	7,494	6,530	2,085	1,485	41,240
Fund Appropriations / Allocations *	LTD Actuals	2024 Revised	2025	2026	2027	2028	2029	2030	Total
Water Fund	7,135	1,682	5,349	9,480	7,494	6,530	2,085	1,485	41,240
Total:	7,135	1,682	5,349	9,480	7,494	6,530	2,085	1,485	41,240

O&M Impacts: This is an ongoing program and any O&M needed as a result of this program is included in SPU's Operating Budget.

Tolt Bridges

Project No:	MC-SU-C1308	BSL Code:	BC-SU-C130B
Project Type:	Ongoing	BSL Name:	Watershed Stewardship
Project Category:	Improved Facility	Location:	Tolt River Watershed
Current Project Stage:	N/A	Council District:	Outside City of Seattle
Start/End Date:	2004 - 2020	Neighborhood District:	Not in a Neighborhood District
Total Project Cost:	N/A	Urban Village:	Not in an Urban Village

This project replaces aging bridges and related structures, such as abutments, asphalt approaches, and guardrails in the Cedar River Watershed. This project improves aging bridge assets on priority roads in the watershed transportation system to provide City employees, City contractors, and visitors with safe and adequate access to City water supply and hydroelectric assets while minimizing and reducing environmental impacts over time. Work in this project also maintains compliance with state laws, safety and environmental regulations, and tribal access agreements including Washington Department of Natural Resources (WDNR) forest practice regulations, and Washington Department of Health (DOH) Watershed Protection Plan regulations.

Resources	LTD Actuals	2024 Revised	2025	2026	2027	2028	2029	2030	Total
Water Rates	750	3,844	120	-	-	-	-	-	4,713
Total:	750	3,844	120	-	-	-	-	-	4,713
Fund Appropriations / Allocations *	LTD Actuals	2024 Revised	2025	2026	2027	2028	2029	2030	Total
Water Fund	750	3,844	120	-	-	-	-	-	4,713
Total:	750	3,844	120	-	-	-	-	-	4,713

O&M Impacts: Any O&M needed as a result of this project will be included and/or identified as part of SPU's Operating Budget.

Transmission Pipelines Rehab

Project No:	MC-SU-C1207	BSL Code:	BC-SU-C120B
Project Type:	Ongoing	BSL Name:	Transmission
Project Category:	Improved Facility	Location:	Regional
Current Project Stage:	N/A	Council District:	Multiple
Start/End Date:	N/A	Neighborhood District:	Multiple
Total Project Cost:	N/A	Urban Village:	Not in an Urban Village

This ongoing program rehabilitates and upgrades water pipes and associated structures in the City of Seattle's transmission system. It assists SPU in providing agreed-upon pressure and flow for wholesale customers, limiting drinking water supply outages, and meeting applicable regulatory requirements of the Washington Department of Health.

Resources	LTD Actuals	2024 Revised	2025	2026	2027	2028	2029	2030	Total
Water Rates	26,924	11,598	9,507	13,929	11,947	7,054	3,450	3,000	87,409
Total:	26,924	11,598	9,507	13,929	11,947	7,054	3,450	3,000	87,409
Fund Appropriations / Allocations *	LTD Actuals	2024 Revised	2025	2026	2027	2028	2029	2030	Total
Water Fund	26,924	11,598	9,507	13,929	11,947	7,054	3,450	3,000	87,409
Total:	26,924	11,598	9,507	13,929	11,947	7,054	3,450	3,000	87,409

O&M Impacts: This is an ongoing program and any O&M needed as a result of this program is included in SPU's Operating Budget.

Transmission System Seismic Improvements

Project No:	MC-SU-C1210	BSL Code:	BC-SU-C120B
Project Type:	Ongoing	BSL Name:	Transmission
Project Category:	Rehabilitation or Restoration	Location:	Citywide
Current Project Stage:	N/A	Council District:	Multiple
Start/End Date:	N/A	Neighborhood District:	Multiple
Total Project Cost:	N/A	Urban Village:	Multiple

This ongoing program upgrade transmission system infrastructure that is seismically vulnerable and will remain functional after a major earthquake. Vulnerable transmission pipelines, reservoirs and pump stations will be upgraded. These upgrades will be completed over a 50-year time period.

Resources	LTD Actuals	2024 Revised	2025	2026	2027	2028	2029	2030	Total
Water Rates	868	4,249	1,705	10,594	13,660	35,650	27,080	19,950	113,754
Total:	868	4,249	1,705	10,594	13,660	35,650	27,080	19,950	113,754

Fund Appropriations / Allocations *	LTD Actuals	2024 Revised	2025	2026	2027	2028	2029	2030	Total
Water Fund	868	4,249	1,705	10,594	13,660	35,650	27,080	19,950	113,754
Total:	868	4,249	1,705	10,594	13,660	35,650	27,080	19,950	113,754

O&M Impacts: This is an ongoing program and any O&M needed as a result of this program is included in SPU's Operating Budget.

Treatment Facility/Water Quality Improvements

Project No:	MC-SU-C1413	BSL Code:	BC-SU-C140B
Project Type:	Ongoing	BSL Name:	Water Quality & Treatment
Project Category:	Improved Facility	Location:	Various
Current Project Stage:	N/A	Council District:	Multiple
Start/End Date:	N/A	Neighborhood District:	Not in a Neighborhood District
Total Project Cost:	N/A	Urban Village:	Not in an Urban Village

This ongoing program provides construction of various smaller-scale water quality and treatment facility rehabilitation and improvement projects that may develop on short notice over the course of each year. It enhances SPU's ability to address water system improvement needs that relate to public health protection and drinking water regulatory compliance.

Resources	LTD Actuals	2024 Revised	2025	2026	2027	2028	2029	2030	Total
Water Rates	2,450	5,137	500	744	764	1,050	1,353	1,674	13,672
Total:	2,450	5,137	500	744	764	1,050	1,353	1,674	13,672
Fund Appropriations / Allocations *	LTD Actuals	2024 Revised	2025	2026	2027	2028	2029	2030	Total
Water Fund	2,450	5,137	500	744	764	1,050	1,353	1,674	13,672
Total:	2,450	5,137	500	744	764	1,050	1,353	1,674	13,672

O&M Impacts: This is an ongoing program and any O&M needed as a result of this program is included in SPU's Operating Budget.

Upland Reserve Forest Restore

Project No:	MC-SU-C1603	BSL Code:	BC-SU-C160B
Project Type:	Ongoing	BSL Name:	Habitat Conservation Program
Project Category:	Improved Facility	Location:	Cedar River Watershed
Current Project Stage:	N/A	Council District:	Outside City of Seattle
Start/End Date:	N/A	Neighborhood District:	Not in a Neighborhood District
Total Project Cost:	N/A	Urban Village:	Not in an Urban Village

This ongoing program provides upland forest restoration in the Cedar River Watershed, including ecological and restoration thinning, conifer planting, forest inventory and modeling, and species monitoring. This program is a requirement under the Cedar River Habitat Conservation Plan (HCP).

Resources	LTD Actuals	2024 Revised	2025	2026	2027	2028	2029	2030	Total
Water Rates	2,965	181	119	119	119	119	119	119	3,859
Total:	2,965	181	119	119	119	119	119	119	3,859

Fund Appropriations / Allocations *	LTD Actuals	2024 Revised	2025	2026	2027	2028	2029	2030	Total
Water Fund	2,965	181	119	119	119	119	119	119	3,859
Total:	2,965	181	119	119	119	119	119	119	3,859

O&M Impacts: This is an ongoing program and any O&M needed as a result of this program is included in SPU's Operating Budget.

Water Infrastructure-Hydrant Replace/Relocate

Project No:	MC-SU-C1110	BSL Code:	BC-SU-C110B
Project Type:	Ongoing	BSL Name:	Distribution
Project Category:	Rehabilitation or Restoration	Location:	Citywide
Current Project Stage:	N/A	Council District:	Multiple
Start/End Date:	N/A	Neighborhood District:	Multiple
Total Project Cost:	N/A	Urban Village:	Multiple

This ongoing program renews or replaces existing hydrants in the City's water distribution system. In general, hydrant renewal or replacement may occur as a result of hydrant malfunction, catastrophic failure due to vehicle damage, or to meet SPU criticality criteria such as spacing, location, cost, opportunity projects, or flow and pressure problems. This program improves access to fire hydrants for the Seattle Fire Department (SFD) and helps to reduce the damage as a result of fire by locating fire hydrants in alternate or additional locations.

Resources	LTD Actuals	2024 Revised	2025	2026	2027	2028	2029	2030	Total
Water Rates	6,758	2,900	1,400	1,400	1,400	1,400	1,400	1,400	18,058
Total:	6,758	2,900	1,400	1,400	1,400	1,400	1,400	1,400	18,058
Fund Appropriations / Allocations *	LTD Actuals	2024 Revised	2025	2026	2027	2028	2029	2030	Total
Water Fund	6,758	2,900	1,400	1,400	1,400	1,400	1,400	1,400	18,058
Total:	6,758	2,900	1,400	1,400	1,400	1,400	1,400	1,400	18,058

O&M Impacts: This is an ongoing program and any O&M needed as a result of this program is included in SPU's Operating Budget.

Water Infrastructure-New Hydrants

Project No:	MC-SU-C1112	BSL Code:	BC-SU-C110B
Project Type:	Ongoing	BSL Name:	Distribution
Project Category:	New Facility	Location:	Citywide
Current Project Stage:	N/A	Council District:	Multiple
Start/End Date:	N/A	Neighborhood District:	Multiple
Total Project Cost:	N/A	Urban Village:	Multiple

This ongoing program installs new hydrants in the City's water distribution system. In general, new hydrants are installed to meet service requests made by private property owners and to comply with Washington Administrative Code (WAC) or Seattle Fire Department (SFD) requirements. This program also helps to reduce the damage as a result of fire by locating new fire hydrants throughout the City's direct service area.

Resources	LTD Actuals	2024 Revised	2025	2026	2027	2028	2029	2030	Total
Water Rates	732	(22)	227	234	241	248	256	263	2,179
Total:	732	(22)	227	234	241	248	256	263	2,179
Fund Appropriations / Allocations *	LTD Actuals	2024 Revised	2025	2026	2027	2028	2029	2030	Total
Water Fund	732	(22)	227	234	241	248	256	263	2,179
Total:	732	(22)	227	234	241	248	256	263	2,179

O&M Impacts: This is an ongoing program and any O&M needed as a result of this program is included in SPU's Operating Budget.

Water Infrastructure-New Taps

Project No:	MC-SU-C1113	BSL Code:	BC-SU-C110B
Project Type:	Ongoing	BSL Name:	Distribution
Project Category:	New Facility	Location:	Citywide
Current Project Stage:	N/A	Council District:	Multiple
Start/End Date:	N/A	Neighborhood District:	Multiple
Total Project Cost:	N/A	Urban Village:	Multiple

This ongoing program installs new drinking water services throughout the City of Seattle. This project provides new connections to existing water mains with no interruption of service to adjacent existing customers, and the installation of metered water service lines from the new tap to the new customer's property lines. This program meets City responsibility for new service connections in the Seattle Municipal Code (SMC) to provide reliable drinking water supply to customers.

Resources	LTD Actuals	2024 Revised	2025	2026	2027	2028	2029	2030	Total
Water Rates	53,063	9,285	10,545	10,861	11,187	11,522	11,868	12,224	130,555
Total:	53,063	9,285	10,545	10,861	11,187	11,522	11,868	12,224	130,555
Fund Appropriations / Allocations *	LTD Actuals	2024 Revised	2025	2026	2027	2028	2029	2030	Total
Water Fund	53,063	9,285	10,545	10,861	11,187	11,522	11,868	12,224	130,555
Total:	53,063	9,285	10,545	10,861	11,187	11,522	11,868	12,224	130,555

O&M Impacts: This is an ongoing program and any O&M needed as a result of this program is included in SPU's Operating Budget.

Water Infrastructure-Service Renewal

Project No:	MC-SU-C1109	BSL Code:	BC-SU-C110B
Project Type:	Ongoing	BSL Name:	Distribution
Project Category:	Rehabilitation or Restoration	Location:	Citywide
Current Project Stage:	N/A	Council District:	Multiple
Start/End Date:	N/A	Neighborhood District:	Multiple
Total Project Cost:	N/A	Urban Village:	Multiple

This ongoing program replaces existing plastic or galvanized water services in the City's water distribution system. Service replacement may occur as a result of leaking, failing, or to reduce damage in case of failure of the water service. This program improves Seattle's water system and extends the life of the water distribution system.

Resources	LTD Actuals	2024 Revised	2025	2026	2027	2028	2029	2030	Total
Water Rates	36,445	7,223	8,097	8,340	8,590	8,848	9,113	9,387	96,044
Total:	36,445	7,223	8,097	8,340	8,590	8,848	9,113	9,387	96,044
Fund Appropriations / Allocations *	LTD Actuals	2024 Revised	2025	2026	2027	2028	2029	2030	Total
Water Fund	36,445	7,223	8,097	8,340	8,590	8,848	9,113	9,387	96,044
Total:	36,445	7,223	8,097	8,340	8,590	8,848	9,113	9,387	96,044

O&M Impacts: This is an ongoing program and any O&M needed as a result of this program is included in SPU's Operating Budget.

Water Infrastructure-Water Main Extensions

Project No:	MC-SU-C1111	BSL Code:	BC-SU-C110B
Project Type:	Ongoing	BSL Name:	Distribution
Project Category:	New Facility	Location:	Citywide
Current Project Stage:	N/A	Council District:	Multiple
Start/End Date:	N/A	Neighborhood District:	Multiple
Total Project Cost:	N/A	Urban Village:	Multiple

This ongoing program assists developers by adding new water mains to the water system in order to serve new residential and commercial developments. Most of the costs are recovered through standard charges. The benefit of this program is that water service is provided to new housing and businesses throughout Seattle.

Resources	LTD Actuals	2024 Revised	2025	2026	2027	2028	2029	2030	Total
Water Rates	11,148	3,038	2,135	2,199	2,265	2,333	2,403	2,475	27,996
Total:	11,148	3,038	2,135	2,199	2,265	2,333	2,403	2,475	27,996
Fund Appropriations / Allocations *	LTD Actuals	2024 Revised	2025	2026	2027	2028	2029	2030	Total
Water Fund	11,148	3,038	2,135	2,199	2,265	2,333	2,403	2,475	27,996
Total:	11,148	3,038	2,135	2,199	2,265	2,333	2,403	2,475	27,996

O&M Impacts: This is an ongoing program and any O&M needed as a result of this program is included in SPU's Operating Budget.

Water Supply Flexibility Program

Project No:	MC-SU-C1507	BSL Code:	BC-SU-C150B
Project Type:	Ongoing	BSL Name:	Water Resources
Project Category:	New Investment	Location:	Multiple
Current Project Stage:	N/A	Council District:	Multiple
Start/End Date:	N/A	Neighborhood District:	Not in a Neighborhood District
Total Project Cost:	N/A	Urban Village:	Not in an Urban Village

This program improves water system performance, reliability, and flexibility during severe weather events, supply and infrastructure emergencies, as well as enhancing environmental performance for fish and supporting regulatory and policy compliance in these areas. Project improvements include Tolt Reservoir Temperature and the Overflow Dike in Chester Morse Lake, and may include but are not limited to, dam integrity and alternatives to improved crest control, reservoir water temperature, and water quality management. In addition, the S. Fork Tolt Dam is up for relicensing under the Federal Energy Regulatory Commission (FERC), which expires July 19, 2029. The relicensing process will take 5-7 years depending on the relicensing approach taken with Seattle City Light and FERC. Seattle City Light is the Tolt Dam license holder and will lead the relicensing effort but significant support from SPU is anticipated. Both utilities (SPU/SCL) are establishing CIP numbers budgeted for the relicensing process.

Resources	LTD Actuals	2024 Revised	2025	2026	2027	2028	2029	2030	Total
Water Rates	2,939	6,018	6,685	5,220	2,050	1,825	798	-	25,534
Total:	2,939	6,018	6,685	5,220	2,050	1,825	798	-	25,534
Fund Appropriations / Allocations *	LTD Actuals	2024 Revised	2025	2026	2027	2028	2029	2030	Total
Water Fund	2,939	6,018	6,685	5,220	2,050	1,825	798	-	25,534
Total:	2,939	6,018	6,685	5,220	2,050	1,825	798	-	25,534

O&M Impacts: Any O&M needed as a result of this project will be included and/or identified as part of SPU's Operating Budget.

Water System Dewatering

Project No:	MC-SU-C1205	BSL Code:	BC-SU-C120B
Project Type:	Ongoing	BSL Name:	Transmission
Project Category:	Improved Facility	Location:	Regional
Current Project Stage:	N/A	Council District:	Multiple
Start/End Date:	N/A	Neighborhood District:	Multiple
Total Project Cost:	N/A	Urban Village:	Not in an Urban Village

This ongoing program improves structures used to empty the water from larger pipelines when necessary for inspection or repair. The new structures better control the impact of the water discharged to the environment and comply with current environmental regulations.

Resources	LTD Actuals	2024 Revised	2025	2026	2027	2028	2029	2030	Total
Water Rates	23	85	50	55	60	65	70	75	483
Total:	23	85	50	55	60	65	70	75	483

Fund Appropriations / Allocations *	LTD Actuals	2024 Revised	2025	2026	2027	2028	2029	2030	Total
Water Fund	23	85	50	55	60	65	70	75	483
Total:	23	85	50	55	60	65	70	75	483

O&M Impacts: This is an ongoing program and any O&M needed as a result of this program is included in SPU's Operating Budget.

Water System Plan

Project No:	MC-SU-C1510	BSL Code:	BC-SU-C150B
Project Type:	Ongoing	BSL Name:	Water Resources
Project Category:	Improved Facility	Location:	Various
Current Project Stage:	N/A	Council District:	Multiple
Start/End Date:	N/A	Neighborhood District:	Not in a Neighborhood District
Total Project Cost:	N/A	Urban Village:	Not in an Urban Village

This project develops the Water System Plan. This project meets the State requirement that SPU update a water system plan every ten years and submit the plan to the Washington Department of Health (DOH) for approval as a condition of the operating permit for the drinking water system.

Resources	LTD Actuals	2024 Revised	2025	2026	2027	2028	2029	2030	Total
Water Rates	404	-	-	155	522	321	58	-	1,460
Total:	404	-	-	155	522	321	58	-	1,460
Fund Appropriations / Allocations *	LTD Actuals	2024 Revised	2025	2026	2027	2028	2029	2030	Total
Water Fund	404	-	-	155	522	321	58	-	1,460
Total:	404	-	-	155	522	321	58	-	1,460

O&M Impacts: Any O&M needed as a result of this project will be included and/or identified as part of SPU's Operating Budget.

Watermain Rehabilitation

Project No:	MC-SU-C1129	BSL Code:	BC-SU-C110B
Project Type:	Ongoing	BSL Name:	Distribution
Project Category:	Improved Facility	Location:	Regional
Current Project Stage:	N/A	Council District:	Multiple
Start/End Date:	N/A	Neighborhood District:	Multiple
Total Project Cost:	N/A	Urban Village:	Multiple

This ongoing program replaces or rehabilitates existing water mains in Seattle. Replacements occur when leaks and breaks become too frequent and the cost of ongoing repairs is no longer cost effective. The benefits of this program can include improved service reliability, fire flow, water quality and lower maintenance costs. These benefits vary depending on the specific water main and site conditions.

Resources	LTD Actuals	2024 Revised	2025	2026	2027	2028	2029	2030	Total
Water Rates	52,487	17,700	17,570	24,329	46,914	33,751	40,491	46,800	280,042
Total:	52,487	17,700	17,570	24,329	46,914	33,751	40,491	46,800	280,042
Fund Appropriations / Allocations *	LTD Actuals	2024 Revised	2025	2026	2027	2028	2029	2030	Total
Water Fund	52,487	17,700	17,570	24,329	46,914	33,751	40,491	46,800	280,042
Total:	52,487	17,700	17,570	24,329	46,914	33,751	40,491	46,800	280,042

O&M Impacts: This is an ongoing program and any O&M needed as a result of this program is included in SPU's Operating Budget.

Watershed Road Improvements/Decommissioning

Project No:	MC-SU-C1601	BSL Code:	BC-SU-C160B
Project Type:	Ongoing	BSL Name:	Habitat Conservation Program
Project Category:	Improved Facility	Location:	Cedar River Watershed
Current Project Stage:	N/A	Council District:	Outside City of Seattle
Start/End Date:	N/A	Neighborhood District:	Not in a Neighborhood District
Total Project Cost:	N/A	Urban Village:	Not in an Urban Village

This ongoing program provides forest road improvements and decommissioning in the Cedar River Watershed. The purpose of this program is to reduce the delivery of sediment into the waterways in the watershed to protect both aquatic habitat and water quality. This program is a requirement under the Cedar River Watershed Habitat Conservation Plan (HCP).

Resources	LTD Actuals	2024 Revised	2025	2026	2027	2028	2029	2030	Total
Water Rates	9,126	690	860	441	469	386	662	476	13,110
Total:	9,126	690	860	441	469	386	662	476	13,110
Fund Appropriations / Allocations *	LTD Actuals	2024 Revised	2025	2026	2027	2028	2029	2030	Total
Water Fund	9,126	690	860	441	469	386	662	476	13,110
Total:	9,126	690	860	441	469	386	662	476	13,110

O&M Impacts: This is an ongoing program and any O&M needed as a result of this program is included in SPU's Operating Budget.

Seattle Public Utilities

Shared & Technology Projects

1% for Arts

Project No:	MC-SU-C4118	BSL Code:	BC-SU-C410B
Project Type:	Ongoing	BSL Name:	Shared Cost Projects
Project Category:	New Investment	Location:	Various
Current Project Stage:	N/A	Council District:	Multiple
Start/End Date:	N/A	Neighborhood District:	Multiple
Total Project Cost:	N/A	Urban Village:	Multiple

This ongoing project provides funding for Seattle Public Utilities' 1% for Arts contribution. Eligibility is determined at the individual project level with payment occurring from this project. Funds contributed to the 1% for Arts project allow for the commission, purchase, and installation of art on City-owned properties that is accessible to the public. The Municipal Arts Plan, which is prepared annually, describes the status of ongoing art projects and establishes the scope of work and allocations for new art projects.

Resources	LTD Actuals	2024 Revised	2025	2026	2027	2028	2029	2030	Total
Drainage and Wastewater Rates	7,866	1,036	832	610	576	490	488	-	11,898
Solid Waste Rates	2,002	30	153	70	10	50	50	-	2,366
Water Rates	2,675	219	280	368	411	364	505	196	5,017
Total:	12,543	1,286	1,265	1,048	997	903	1,043	196	19,280
Fund Appropriations / Allocations *	LTD Actuals	2024 Revised	2025	2026	2027	2028	2029	2030	Total
Drainage and Wastewater Fund	7,866	1,036	832	610	576	490	488	-	11,898
Solid Waste Fund	2,002	30	153	70	10	50	50	-	2,366
Water Fund	2,675	219	280	368	411	364	505	196	5,017
Total:	12,543	1,286	1,265	1,048	997	903	1,043	196	19,280

O&M Impacts: This is an ongoing program and any O&M needed as a result of this program is included in SPU's Operating Budget.

Alaskan Way Viaduct & Seawall Replacement Program

Project No:	MC-SU-C4102	BSL Code:	BC-SU-C410B
Project Type:	Discrete	BSL Name:	Shared Cost Projects
Project Category:	Improved Facility	Location:	Various
Current Project Stage:	Stage 5 - Construction	Council District:	Multiple
Start/End Date:	2001 - 2027	Neighborhood District:	Multiple
Total Project Cost:	\$87,522	Urban Village:	Multiple

This project relocates, replaces, and protects water infrastructure affected by the replacement of the Alaskan Way Viaduct and Seawall. This project encompasses many sub-projects which are collectively known as the Alaskan Way Viaduct and Seawall Replacement project (AWVSR project). The Washington State Department of Transportation (WSDOT) is the lead for the SR-99 replacement, while the City of Seattle is the lead on development of the waterfront public space, implementation of the new surface Alaskan Way, and design and construction of the seawall.

Resources	LTD Actuals	2024 Revised	2025	2026	2027	2028	2029	2030	Total
Drainage and Wastewater Rates	58,188	309	380	-	-	-	-	-	58,876
Water Rates	25,835	26	12	-	-	-	-	-	25,873
Total:	84,023	334	392	-	-	-	-	-	84,749
Fund Appropriations / Allocations *	LTD Actuals	2024 Revised	2025	2026	2027	2028	2029	2030	Total
Drainage and Wastewater Fund	58,188	309	380	-	-	-	-	-	58,876
Water Fund	25,835	26	12	-	-	-	-	-	25,873
Total:	84,023	334	392	-	-	-	-	-	84,749

O&M Impacts: Any O&M needed as a result of this project will be included and/or identified as part of SPU's Operating Budget.

Asset Information Management

Project No:	MC-SU-C5407	BSL Code:	BC-SU-C510B
Project Type:	Ongoing	BSL Name:	Technology
Project Category:	Improved Facility	Location:	Various
Current Project Stage:	N/A	Council District:	Not Applicable
Start/End Date:	N/A	Neighborhood District:	Not in a Neighborhood District
Total Project Cost:	N/A	Urban Village:	Not in an Urban Village

This ongoing project provides applications, upgrades and data management tools in support of SPU's work and asset management projects. This project includes a planned upgrade to Maximo, as well as work required to include new asset categories to be managed in the system including facilities and Solid Waste LOB assets. Several new and updated technology solutions designed to enhance the efficiency and effectiveness of drinking water, sewer, drainage, and solid waste operations are planned. Activities within this project aim to further enhance safety and improve responsiveness of SPU's utility operations.

Resources	LTD Actuals	2024 Revised	2025	2026	2027	2028	2029	2030	Total
Drainage and Wastewater Rates	3,066	172	675	860	860	860	860	860	8,213
Solid Waste Rates	1,398	60	180	300	300	300	300	300	3,138
Water Rates	2,846	(272)	645	840	840	840	840	840	7,419
Total:	7,310	(40)	1,500	2,000	2,000	2,000	2,000	2,000	18,770
Fund Appropriations / Allocations *	LTD Actuals	2024 Revised	2025	2026	2027	2028	2029	2030	Total
Drainage and Wastewater Fund	3,066	172	675	860	860	860	860	860	8,213
Solid Waste Fund	1,398	60	180	300	300	300	300	300	3,138
Water Fund	2,846	(272)	645	840	840	840	840	840	7,419
Total:	7,310	(40)	1,500	2,000	2,000	2,000	2,000	2,000	18,770

O&M Impacts: This is an ongoing program and any O&M needed as a result of this program is included in SPU's Operating Budget.

Customer Contact & Billing

Project No:	MC-SU-C5402	BSL Code:	BC-SU-C510B
Project Type:	Ongoing	BSL Name:	Technology
Project Category:	Improved Facility	Location:	N/A
Current Project Stage:	N/A	Council District:	Not Applicable
Start/End Date:	N/A	Neighborhood District:	Not in a Neighborhood District
Total Project Cost:	N/A	Urban Village:	Not in an Urban Village

This ongoing project provides technology solutions and business application upgrades in support of SPU's Customer Contact Center and activities carried out by the Customer Service Branch. Planned projects include, but are not limited to, an upgrade to the Customer Care and Billing System and new technology solutions for enhanced customer contact management. This ongoing project is intended to enhance customer service, customer contact, and ensure accurate Utility billing.

Resources	LTD Actuals	2024 Revised	2025	2026	2027	2028	2029	2030	Total
Drainage and Wastewater Rates	10,329	1,722	602	430	430	430	430	430	14,803
Solid Waste Rates	5,710	501	161	150	150	150	150	150	7,121
Water Rates	9,979	1,665	575	420	420	420	420	420	14,319
Total:	26,018	3,888	1,338	1,000	1,000	1,000	1,000	1,000	36,244
Fund Appropriations / Allocations *	LTD Actuals	2024 Revised	2025	2026	2027	2028	2029	2030	Total
Drainage and Wastewater Fund	10,329	1,722	602	430	430	430	430	430	14,803
Solid Waste Fund	5,710	501	161	150	150	150	150	150	7,121
Water Fund	9,979	1,665	575	420	420	420	420	420	14,319
Total:	26,018	3,888	1,338	1,000	1,000	1,000	1,000	1,000	36,244

O&M Impacts: This is an ongoing program and any O&M needed as a result of this program is included in SPU's Operating Budget.

Enterprise Information Management

Project No:	MC-SU-C5403	BSL Code:	BC-SU-C510B
Project Type:	Ongoing	BSL Name:	Technology
Project Category:	Improved Facility	Location:	Various
Current Project Stage:	N/A	Council District:	Not Applicable
Start/End Date:	N/A	Neighborhood District:	Not in a Neighborhood District
Total Project Cost:	N/A	Urban Village:	Not in an Urban Village

This ongoing project provides integrated technology solutions in support of the management of SPU's corporate knowledge, including data, information, documents, and web content. Typical improvements may include, but are not limited to, replacement of shared file storage, new online collaboration tools, introduction of workflow, tracking & reporting applications, web content management systems, and an enterprise document management solution. This ongoing project enhances SPU's ability to retrieve, share, distribute and manage corporate information.

Resources	LTD Actuals	2024 Revised	2025	2026	2027	2028	2029	2030	Total
Drainage and Wastewater Rates	1,474	(341)	828	860	860	860	860	860	6,261
Solid Waste Rates	409	598	221	300	300	300	300	300	2,727
Water Rates	1,246	(8)	791	840	840	840	840	840	6,230
Total:	3,129	249	1,840	2,000	2,000	2,000	2,000	2,000	15,218
Fund Appropriations / Allocations *	LTD Actuals	2024 Revised	2025	2026	2027	2028	2029	2030	Total
Drainage and Wastewater Fund	1,474	(341)	828	860	860	860	860	860	6,261
Solid Waste Fund	409	598	221	300	300	300	300	300	2,727
Water Fund	1,246	(8)	791	840	840	840	840	840	6,230
Total:	3,129	249	1,840	2,000	2,000	2,000	2,000	2,000	15,218

O&M Impacts: This is an ongoing program and any O&M needed as a result of this program is included in SPU's Operating Budget.

Heavy Equipment Purchases

Project No:	MC-SU-C4116	BSL Code:	BC-SU-C410B
Project Type:	Ongoing	BSL Name:	Shared Cost Projects
Project Category:	New Investment	Location:	Various
Current Project Stage:	N/A	Council District:	Not Applicable
Start/End Date:	N/A	Neighborhood District:	Not in a Neighborhood District
Total Project Cost:	N/A	Urban Village:	Not in an Urban Village

This ongoing project provides SPU staff with new and replacement heavy equipment required by SPU crews to perform their work. This equipment transports work crews and tools to job sites and supports the safe and efficient replacement, repair, and maintenance of infrastructures. It also build the infrastructure and telematics system needed to implement a fleet of electric vehicles to reduce SPU's use of fossil fuels and support the City's Drive Clean Seattle Fleet initiative.

Resources	LTD Actuals	2024 Revised	2025	2026	2027	2028	2029	2030	Total
Drainage and Wastewater Rates	27,193	3,498	3,817	2,696	2,777	2,870	2,946	-	45,797
Solid Waste Rates	20,644	1,358	1,429	1,000	1,000	1,000	1,000	-	27,431
Water Rates	29,574	3,284	6,252	2,504	2,349	2,379	2,000	2,000	50,342
Total:	77,411	8,139	11,498	6,200	6,126	6,249	5,946	2,000	123,570
Fund Appropriations / Allocations *	LTD Actuals	2024 Revised	2025	2026	2027	2028	2029	2030	Total
Drainage and Wastewater Fund	27,193	3,498	3,817	2,696	2,777	2,870	2,946	-	45,797
Solid Waste Fund	20,644	1,358	1,429	1,000	1,000	1,000	1,000	-	27,431
Water Fund	29,574	3,284	6,252	2,504	2,349	2,379	2,000	2,000	50,342
Total:	77,411	8,139	11,498	6,200	6,126	6,249	5,946	2,000	123,570

O&M Impacts: This is an ongoing program and any O&M needed as a result of this program is included in SPU's Operating Budget.

Integrated Control Monitoring Program

Project No:	MC-SU-C4108	BSL Code:	BC-SU-C410B
Project Type:	Ongoing	BSL Name:	Shared Cost Projects
Project Category:	Improved Facility	Location:	Various
Current Project Stage:	N/A	Council District:	Not Applicable
Start/End Date:	N/A	Neighborhood District:	Not in a Neighborhood District
Total Project Cost:	N/A	Urban Village:	Not in an Urban Village

This ongoing project provides for electronic and mechanical system upgrades as required at various City facilities. The drinking water Supervisory Control and Data Acquisition (SCADA) system was installed in 2005 throughout King County. System components include, but are not limited to, treatment/flow/pressure sensors, remote control pumps/valves used in the conveyance and quality of drinking water and the delivery of water to fire hydrants, also known as "fire flow". The project also provides engineering design and civil construction at drainage and wastewater infrastructure monitoring sites. The data produced at these sites is used by operations to predetermine combined sewer overflows (CSO) and engineering modeling and forecasting. The improvements supplied by this project decrease CSO violations in compliance with the City's NPDES (National Pollutant Discharge Elimination System) permit. Typical improvements include trenching and conduit from power/Telco pole to above ground SCADA cabinet to field monitoring instrumentation. This work will occur at 150 CSS sites.

Resources	LTD Actuals	2024 Revised	2025	2026	2027	2028	2029	2030	Total
Drainage and Wastewater Rates	1,985	220	250	250	250	-	-	-	2,955
Water Rates	1,101	-	-	-	-	-	-	-	1,101
Total:	3,086	220	250	250	250	-	-	-	4,056
Fund Appropriations / Allocations *	LTD Actuals	2024 Revised	2025	2026	2027	2028	2029	2030	Total
Drainage and Wastewater Fund	1,985	220	250	250	250	-	-	-	2,955
Water Fund	1,101	-	-	-	-	-	-	-	1,101
Total:	3,086	220	250	250	250	-	-	-	4,056

O&M Impacts: This is an ongoing program and any O&M needed as a result of this program is included in SPU's Operating Budget.

IT Infrastructure

Project No:	MC-SU-C5404	BSL Code:	BC-SU-C510B
Project Type:	Ongoing	BSL Name:	Technology
Project Category:	Improved Facility	Location:	N/A
Current Project Stage:	N/A	Council District:	Not Applicable
Start/End Date:	N/A	Neighborhood District:	Not in a Neighborhood District
Total Project Cost:	N/A	Urban Village:	Not in an Urban Village

This ongoing IT asset management project ensures the availability, reliability, and security of SPU's corporate computing infrastructure. The project acquires and maintains SPU-owned and managed servers, local networks, shared storage and backup systems, operating software, and communications infrastructure.

Resources	LTD Actuals	2024 Revised	2025	2026	2027	2028	2029	2030	Total
Drainage and Wastewater Rates	1,487	2,938	3,060	753	753	753	753	753	11,247
Solid Waste Rates	493	697	816	263	263	263	263	263	3,319
Water Rates	2,048	2,516	2,924	735	735	735	735	735	11,162
Total:	4,028	6,151	6,799	1,750	1,750	1,750	1,750	1,750	25,728

Fund Appropriations / Allocations *	LTD Actuals	2024 Revised	2025	2026	2027	2028	2029	2030	Total
Drainage and Wastewater Fund	1,487	2,938	3,060	753	753	753	753	753	11,247
Solid Waste Fund	493	697	816	263	263	263	263	263	3,319
Water Fund	2,048	2,516	2,924	735	735	735	735	735	11,162
Total:	4,028	6,151	6,799	1,750	1,750	1,750	1,750	1,750	25,728

O&M Impacts: This is an ongoing program and any O&M needed as a result of this program is included in SPU's Operating Budget.

Meter Replacement

Project No:	MC-SU-C4101	BSL Code:	BC-SU-C410B
Project Type:	Ongoing	BSL Name:	Shared Cost Projects
Project Category:	Improved Facility	Location:	Various
Current Project Stage:	N/A	Council District:	Multiple
Start/End Date:	N/A	Neighborhood District:	Multiple
Total Project Cost:	N/A	Urban Village:	Multiple

This ongoing project funds replacement of existing water meters when they fail or become obsolete. Meters measuring up to two inches are replaced when they stop running. Meters measuring three inches or more are repaired when possible, but are replaced when repair costs exceed replacement costs. Accurate water meters ensure that customers are billed fairly for the water they use. Since water meters also are used to bill customers for their wastewater discharges, 48 percent of the funding is allocated to the Drainage and Wastewater line of business.

Resources	LTD Actuals	2024 Revised	2025	2026	2027	2028	2029	2030	Total
Drainage and Wastewater Rates	9,214	609	538	542	451	458	468	-	12,281
Water Rates	10,013	656	582	588	489	497	507	517	13,848
Total:	19,227	1,265	1,120	1,130	940	955	975	517	26,129
Fund Appropriations / Allocations *	LTD Actuals	2024 Revised	2025	2026	2027	2028	2029	2030	Total
Drainage and Wastewater Fund	9,214	609	538	542	451	458	468	-	12,281
Water Fund	10,013	656	582	588	489	497	507	517	13,848
Total:	19,227	1,265	1,120	1,130	940	955	975	517	26,129

O&M Impacts: This is an ongoing program and any O&M needed as a result of this program is included in SPU's Operating Budget.

Move Seattle

Project No:	MC-SU-C4119	BSL Code:	BC-SU-C410B
Project Type:	Ongoing	BSL Name:	Shared Cost Projects
Project Category:	Improved Facility	Location:	Various
Current Project Stage:	N/A	Council District:	Multiple
Start/End Date:	N/A	Neighborhood District:	Multiple
Total Project Cost:	N/A	Urban Village:	Multiple

This ongoing project funds assessments, repairs, and improvements to SPU's utility infrastructure at sites prioritized by regional transportation agencies for mobility improvements. The majority of the projects are Seattle Department of Transportation (SDOT) led, but may also include transportation agency work with implementation led by others. Mobility improvements include bridge, roadway, and pedestrian and bicycle safety improvements. SPU assesses the condition of its utility infrastructure at the transportation project sites and either integrates improvement needs into the agency led project construction documents, or directly implements repairs and improvements. SDOT prioritization and funding of sites has been primarily through transportation levy's including "Move Seattle" and "Bridging the Gap Program".

Resources	LTD Actuals	2024 Revised	2025	2026	2027	2028	2029	2030	Total
Drainage and Wastewater Rates	15,431	7,645	8,253	11,163	12,030	23,260	18,050	-	95,831
Water Rates	34,490	19,614	19,334	10,862	4,207	4,272	6,084	5,143	104,006
Total:	49,920	27,259	27,587	22,025	16,237	27,532	24,134	5,143	199,837

Fund Appropriations / Allocations *	LTD Actuals	2024 Revised	2025	2026	2027	2028	2029	2030	Total
Drainage and Wastewater Fund	15,431	7,645	8,253	11,163	12,030	23,260	18,050	-	95,831
Water Fund	34,490	19,614	19,334	10,862	4,207	4,272	6,084	5,143	104,006
Total:	49,920	27,259	27,587	22,025	16,237	27,532	24,134	5,143	199,837

O&M Impacts: This is an ongoing program and any O&M needed as a result of this program is included in SPU's Operating Budget.

Operational Facility - Construction

Project No:	MC-SU-C4106	BSL Code:	BC-SU-C410B
Project Type:	Ongoing	BSL Name:	Shared Cost Projects
Project Category:	Improved Facility	Location:	Various
Current Project Stage:	N/A	Council District:	Multiple
Start/End Date:	N/A	Neighborhood District:	Multiple
Total Project Cost:	N/A	Urban Village:	Not in an Urban Village

This ongoing facilities project renovates, rehabilitates, replaces existing buildings, and constructs new facilities at various locations within the city limits to address deficiencies, failures, and functional changes in the SPU Lines of Business. Land acquisition is included for priority areas identified in the Facilities Master Plan. Typical improvements include, but are not limited to, roof replacements, exterior wall or cladding replacements, and improvements to administrative office space, crew and shop space, lighting, heating and ventilation systems, and facilities structures. These improvements increase the useful life of the facilities, preserve the value of the assets, and provide a safe working environment.

Resources	LTD Actuals	2024 Revised	2025	2026	2027	2028	2029	2030	Total
Drainage and Wastewater Rates	26,437	8,572	1,200	500	-	-	-	-	36,709
Solid Waste Rates	779	1,598	-	-	-	-	-	-	2,377
Water Rates	10,280	10,491	17,089	12,988	5,985	5,388	14,286	15,001	91,507
Total:	37,496	20,661	18,289	13,488	5,985	5,388	14,286	15,001	130,593
Fund Appropriations / Allocations *	LTD Actuals	2024 Revised	2025	2026	2027	2028	2029	2030	Total
Drainage and Wastewater Fund	26,437	8,572	1,200	500	-	-	-	-	36,709
Solid Waste Fund	779	1,598	-	-	-	-	-	-	2,377
Water Fund	10,280	10,491	17,089	12,988	5,985	5,388	14,286	15,001	91,507
Total:	37,496	20,661	18,289	13,488	5,985	5,388	14,286	15,001	130,593

O&M Impacts: This is an ongoing program and any O&M needed as a result of this program is included in SPU's Operating Budget.

Operations Control Center

Project No:	MC-SU-C4105	BSL Code:	BC-SU-C410B
Project Type:	Ongoing	BSL Name:	Shared Cost Projects
Project Category:	Improved Facility	Location:	2700 Airport Way South
Current Project Stage:	N/A	Council District:	Council District 2
Start/End Date:	N/A	Neighborhood District:	Greater Duwamish
Total Project Cost:	N/A	Urban Village:	Greater Duwamish

This ongoing facilities project renovates, rehabilitates, replaces existing buildings, and constructs new facilities at the Operations Control Center located at 2700 Airport Way South to improve the efficiency and effectiveness of the field crews delivering utility services to customers. Typical improvements include, but are not limited to, roof and other exterior replacements, improvements to public spaces, office and crew spaces and lighting, and heating and ventilation systems. These improvements increase the useful life of the facility, preserve the value of the asset, and provide a safe work and public space environment.

Resources	LTD Actuals	2024 Revised	2025	2026	2027	2028	2029	2030	Total
Water Rates	3,174	-	-	-	-	-	-	-	3,174
Total:	3,174	-	-	-	-	-	-	-	3,174
Fund Appropriations / Allocations *	LTD Actuals	2024 Revised	2025	2026	2027	2028	2029	2030	Total
Water Fund	3,174	-	-	-	-	-	-	-	3,174
Total:	3,174	-	-	-	-	-	-	-	3,174

O&M Impacts: This is an ongoing program and any O&M needed as a result of this program is included in SPU's Operating Budget.

Other Major Transportation Projects

Project No:	MC-SU-C4123	BSL Code:	BC-SU-C410B
Project Type:	Ongoing	BSL Name:	Shared Cost Projects
Project Category:	Improved Facility	Location:	Various
Current Project Stage:	N/A	Council District:	Multiple
Start/End Date:	N/A	Neighborhood District:	Multiple
Total Project Cost:	N/A	Urban Village:	Multiple

This ongoing project funds projects that mitigate undesirable impacts and take advantage of opportunities generated by Washington State Department of Transportation (WSDOT) capital improvement projects on highways throughout the City, but excluding the Central Waterfront (which is held within C4102) . Work may include, but is not limited to, physically protecting the infrastructure during the transportation construction process, repairing and replacing damaged infrastructure, and improving existing infrastructure to meet higher standards. Project sites include State Route 520.

Resources	LTD Actuals	2024 Revised	2025	2026	2027	2028	2029	2030	Total
Drainage and Wastewater Rates	1,435	100	100	150	100	100	20	-	2,005
Water Rates	3,547	15,116	8,283	9,972	5,333	1,077	1,111	916	45,356
Total:	4,982	15,216	8,383	10,122	5,433	1,177	1,131	916	47,361
Fund Appropriations / Allocations *	LTD Actuals	2024 Revised	2025	2026	2027	2028	2029	2030	Total
Drainage and Wastewater Fund	1,435	100	100	150	100	100	20	-	2,005
Water Fund	3,547	15,116	8,283	9,972	5,333	1,077	1,111	916	45,356
Total:	4,982	15,216	8,383	10,122	5,433	1,177	1,131	916	47,361

O&M Impacts: This is an ongoing program and any O&M needed as a result of this program is included in SPU's Operating Budget.

* Funds are appropriated through the Adopted Budget at the Budget Summary Level. All Amounts shown above are in thousands of dollars

Project Delivery & Performance

Project No:	MC-SU-C5405	BSL Code:	BC-SU-C510B
Project Type:	Ongoing	BSL Name:	Technology
Project Category:	Improved Facility	Location:	N/A
Current Project Stage:	N/A	Council District:	Not Applicable
Start/End Date:	N/A	Neighborhood District:	Not in a Neighborhood District
Total Project Cost:	N/A	Urban Village:	Not in an Urban Village

This ongoing project provides technology applications and application upgrades in support of improvements to project delivery and performance. In 2024 we completed development of an Enterprise Project Management System, replacement of the Engineering Support Contract Payments system, and SPU's share of costs for the City's central financial system upgrades. Future projects may include development of new Enterprise Resource Planning systems such as HR provisioning and financial reporting. This project will result in an improved ability to plan and deliver projects on schedule and within budget.

Resources	LTD Actuals	2024 Revised	2025	2026	2027	2028	2029	2030	Total
Drainage and Wastewater Rates	8,766	1,427	324	731	731	731	731	731	14,172
Solid Waste Rates	3,113	498	86	255	255	255	255	255	4,973
Water Rates	8,904	1,394	310	714	714	714	714	714	14,177
Total:	20,783	3,319	720	1,700	1,700	1,700	1,700	1,700	33,322
Fund Appropriations / Allocations *	LTD Actuals	2024 Revised	2025	2026	2027	2028	2029	2030	Total
Drainage and Wastewater Fund	8,766	1,427	324	731	731	731	731	731	14,172
Solid Waste Fund	3,113	498	86	255	255	255	255	255	4,973
Water Fund	8,904	1,394	310	714	714	714	714	714	14,177
Total:	20,783	3,319	720	1,700	1,700	1,700	1,700	1,700	33,322

O&M Impacts: This is an ongoing program and any O&M needed as a result of this program is included in SPU's Operating Budget.

Regional Facility - Other

Project No:	MC-SU-C4107	BSL Code:	BC-SU-C410B
Project Type:	Ongoing	BSL Name:	Shared Cost Projects
Project Category:	Improved Facility	Location:	Regional
Current Project Stage:	N/A	Council District:	Outside City of Seattle
Start/End Date:	N/A	Neighborhood District:	Outside City of Seattle
Total Project Cost:	N/A	Urban Village:	Outside City of Seattle

This ongoing facilities project renovates, rehabilitates, replaces existing buildings, and constructs new facilities at various locations outside of City limits to address deficiencies, failures, and functional changes in the drinking water system. These improvements increase the useful life of the facilities, preserve the value of the assets, and provide a safe working environment.

Resources	LTD Actuals	2024 Revised	2025	2026	2027	2028	2029	2030	Total
Drainage and Wastewater Rates	20	-	-	-	-	-	-	-	20
Water Rates	32,146	7,149	875	2,150	6,150	6,150	10,150	150	64,920
Total:	32,166	7,149	875	2,150	6,150	6,150	10,150	150	64,940
Fund Appropriations / Allocations *	LTD Actuals	2024 Revised	2025	2026	2027	2028	2029	2030	Total
Drainage and Wastewater Fund	20	-	-	-	-	-	-	-	20
Water Fund	32,146	7,149	875	2,150	6,150	6,150	10,150	150	64,920
Total:	32,166	7,149	875	2,150	6,150	6,150	10,150	150	64,940

O&M Impacts: This is an ongoing program and any O&M needed as a result of this program is included in SPU's Operating Budget.

Science & System Performance

Project No:	MC-SU-C5406	BSL Code:	BC-SU-C510B
Project Type:	Ongoing	BSL Name:	Technology
Project Category:	Improved Facility	Location:	N/A
Current Project Stage:	N/A	Council District:	Not Applicable
Start/End Date:	N/A	Neighborhood District:	Not in a Neighborhood District
Total Project Cost:	N/A	Urban Village:	Not in an Urban Village

This ongoing project will provide new and improved technology applications and accompanying data management tools to support the gathering, monitoring, tracking and analysis of science and engineering information. Several planned projects include replacement of obsolete regulatory compliance tracking applications, upgrading the Water Quality Lab Information Systems, upgrades to field monitoring equipment, and the integration of SCADA data with other data systems. This project enhances SPU's ability to control water quality and comply with environmental and health regulations.

Resources	LTD Actuals	2024 Revised	2025	2026	2027	2028	2029	2030	Total
Drainage and Wastewater Rates	2,426	623	302	688	688	688	688	688	6,792
Solid Waste Rates	19	308	81	240	240	240	240	240	1,607
Water Rates	5,311	1,154	289	672	672	672	672	672	10,114
Total:	7,757	2,084	672	1,600	1,600	1,600	1,600	1,600	18,513
Fund Appropriations / Allocations *	LTD Actuals	2024 Revised	2025	2026	2027	2028	2029	2030	Total
Drainage and Wastewater Fund	2,426	623	302	688	688	688	688	688	6,792
Solid Waste Fund	19	308	81	240	240	240	240	240	1,607
Water Fund	5,311	1,154	289	672	672	672	672	672	10,114
Total:	7,757	2,084	672	1,600	1,600	1,600	1,600	1,600	18,513

O&M Impacts: This is an ongoing program and any O&M needed as a result of this program is included in SPU's Operating Budget.

Security Improvements

Project No:	MC-SU-C4113	BSL Code:	BC-SU-C410B
Project Type:	Ongoing	BSL Name:	Shared Cost Projects
Project Category:	Improved Facility	Location:	Various
Current Project Stage:	N/A	Council District:	Multiple
Start/End Date:	N/A	Neighborhood District:	Multiple
Total Project Cost:	N/A	Urban Village:	Multiple

This ongoing project funds physical, integrated security system components on SPU infrastructure throughout the City. Components may include, but are not limited to, fences, gates, access control card readers, intercoms, lighting, door and hatch contacts, CCTV cameras, motion detection devices, and fiber and conduit.

Resources	LTD Actuals	2024 Revised	2025	2026	2027	2028	2029	2030	Total
Drainage and Wastewater Rates	895	101	255	225	225	225	-	-	1,926
Solid Waste Rates	1,408	188	145	125	125	125	-	-	2,116
Water Rates	6,629	1,770	525	375	375	375	38	38	10,124
Total:	8,932	2,060	925	725	725	725	38	38	14,167
Fund Appropriations / Allocations *	LTD Actuals	2024 Revised	2025	2026	2027	2028	2029	2030	Total
Drainage and Wastewater Fund	895	101	255	225	225	225	-	-	1,926
Solid Waste Fund	1,408	188	145	125	125	125	-	-	2,116
Water Fund	6,629	1,770	525	375	375	375	38	38	10,124
Total:	8,932	2,060	925	725	725	725	38	38	14,167

O&M Impacts: This is an ongoing program and any O&M needed as a result of this program is included in SPU's Operating Budget.

Streetcar Related Projects

Project No:	MC-SU-C4130	BSL Code:	BC-SU-C410B
Project Type:	Discrete	BSL Name:	Shared Cost Projects
Project Category:	Improved Facility	Location:	Various
Current Project Stage:	Stage 6 - Closeout	Council District:	Multiple
Start/End Date:	2009 - 2028	Neighborhood District:	Multiple
Total Project Cost:	\$22,950	Urban Village:	Multiple

This project plans and relocates SPU assets that will be impacted by the SDOT-led First Hill Streetcar project and related streetcar projects, which will connect major employment centers on First Hill to the regional light rail system stations on Capitol Hill and in the International District. It is currently in the construction phase.

Resources	LTD Actuals	2024 Revised	2025	2026	2027	2028	2029	2030	Total
Drainage and Wastewater Rates	4,051	220	2,256	3,468	4,744	850	-	-	15,589
Water Rates	14,585	-	-	-	-	-	-	-	14,585
Total:	18,635	220	2,256	3,468	4,744	850	-	-	30,174
Fund Appropriations / Allocations *	LTD Actuals	2024 Revised	2025	2026	2027	2028	2029	2030	Total
Drainage and Wastewater Fund	4,051	220	2,256	3,468	4,744	850	-	-	15,589
Water Fund	14,585	-	-	-	-	-	-	-	14,585
Total:	18,635	220	2,256	3,468	4,744	850	-	-	30,174

O&M Impacts: Any O&M needed as a result of this project will be included and/or identified as part of SPU's Operating Budget.

Finance and Administrative Services

Overview

The Finance and Administrative Services (FAS) Capital Improvement Program (CIP) is the department's blueprint for planning, replacing, maintaining, remodeling and upgrading FAS-managed facilities and IT infrastructure. These assets are used by City departments and certain nonprofit organizations that serve the public to deliver critical services to Seattle residents.

FAS' proposed CIP includes appropriations for ongoing capital programs and discrete, one-time capital projects with multi-year durations. Multi-year projects are identified by multiple priorities, including City goals (e.g., greenhouse gas reduction, public safety, improved ADA access), code compliance, severity of system deficiencies and impact to tenant department operations. Planned schedules and funding commitments for these types of multi-year projects are typically made every year in conjunction with the annual budget process. The six-year FAS 2025-2030 CIP includes approximately \$217.5million in funding for new and existing projects and programs.

Thematic Priorities

FAS is responsible for the operation and maintenance of approximately 3.2 million square feet of building space throughout the city, including municipal courts, police and fire facilities, shops and fleet maintenance facilities, high-rise office space in the civic core, parking garages and some of the City's community-based public service facilities. FAS' capital investments either improve or enhance the operational capacity of these mission-critical facilities and systems. FAS' CIP addresses the following priorities:

- **Life and safety issues** – High priority is given to projects intended to ensure continuity of service at facilities that provide emergency or other essential services (e.g., replacing generators near the end of their useful lives at essential facilities such as police or fire stations); projects that mitigate potential threats to human life and safety, such as mold and lead abatement; and structural failures and other hazardous conditions in building interiors.
- **Federal, state and local requirements** – FAS must consider regulatory requirements in assessing capital needs when replacing existing, failing systems in FAS-managed facilities. One example is the Washington Administrative Code requirement to upgrade fire alarm panels and install fire sprinklers when substantial alterations are made while upgrading or modernizing an existing building. Substantial alterations may also require facility improvements mandated by the Americans with Disabilities Act (ADA), which meet the City's dual goals of compliance with federal requirements and provision of equitable access.
- **Race and Social Justice Initiative (RSJI)** – FAS manages the City's Women- and Minority-owned Business (WMBE) Program and integrates the City's social equity contracting requirements into all aspects of the execution of CIP projects. WMBE vendors, construction contractors and subcontractors may be contracted for design and construction work, furthering the City's goal to promote contracting with WMBE businesses. FAS develops and works within inclusion plan guidelines for consultant, contracting and purchasing work. Additionally, FAS utilizes Priority Hire, a community workforce agreement (CWA) and apprenticeship rule for construction contracts over \$5 million to further FAS' compliance with the City's RSJI objectives.
- **Sustainability** – Several City sustainability policies, the Seattle building codes and new City and State clean building regulations guide FAS to focus on reducing environmental impacts from owning and

operating City buildings and vehicles. Efforts focus on cost-effective measures to reduce energy use while shifting away from fossil fuels. FAS will continue to address new sustainability efforts, such as the “Green Fleet Action Plan” and pathways towards compliance with the City of Seattle Building Emissions Performance Standard by proposing additional projects to reduce energy use and greenhouse gas emissions.

- **Asset preservation** – As authorized in Ordinance 121642, FAS dedicates annual funding in the CIP to support the replacement of existing building systems, guided by strict policies to ensure those funds are used exclusively to preserve, extend, or replace failing and existing components such as roofs, windows, structures, electrical capacity, boilers, or other systems at the end of their useful lives.

Aligning Capital Investments with Growth and/or Community Planning

FAS’ 2025-2030 adopted CIP focuses primarily on preserving existing City assets, decarbonizing building systems and expanding electric vehicle (EV) charging infrastructure for the City fleet. The FAS Asset Preservation Program spans across the city to preserve the real property assets within communities. EV and decarbonization investments are critical to achieving the City’s transportation electrification strategy and emissions reduction goals. FAS’ CIP also demonstrates a commitment to support the operational growth and capacity challenges of our public safety departments; this includes the Fire Station 31 replacement and multiple smaller projects supporting fire and police facilities.

Project Selection Criteria

For projects to be considered for inclusion in the FAS CIP, they must fit the priority themes above and adhere to the capital and asset preservation policies adopted in Resolution 31203. Projects typically fall into two categories: projects that improve or enhance operational effectiveness or projects that preserve the City’s capital assets. FAS solicits requests from its tenant departments for facilities related projects that create or enhance operational effectiveness, vets them for timeliness and appropriateness and evaluates each request on its own merit. FAS also seeks Executive direction regarding projects that increase departments’ operational capacity and other areas of opportunity to consider when planning the City’s CIP priorities.

Asset preservation work is planned on a six-year cycle and evaluated for specific project development and execution. Every year, FAS revises the list of facility asset preservation projects that must be addressed. This list is compiled from asset management data generated by building condition assessments, energy audits, performance metrics and other capital planning studies. Elements that extend the useful life of improvements, increase tenant comfort and reduce utility bills are integrated into existing projects where feasible. The last Facility Condition Assessment report, published in 2020, indicated a need of \$70 million in 2025, growing to \$400 million by 2050 for asset preservation. The Proposed CIP includes \$62.4 million for asset preservation from 2025-2030.

2025-2030 CIP Highlights:

FAS’ 2025-2030 Proposed CIP includes new critical investments, endorsed ongoing programs and funding adjustments over six years, focusing on asset preservation of FAS properties and infrastructure, and improvements to public safety facilities. Below are specific programs and discrete capital projects with funding adjustments:

- **Asset Preservation – Schedule 1** – This Asset Preservation program supports the downtown core facilities of the Seattle Municipal Tower (SMT), Seattle City Hall and the Justice Center. The CIP adds \$1.5 million to replace the SMT water pump, which allows water to be available above the 16th floor of SMT and is needed for both sprinkler and fire hose operations as well as basic access to water for tenants. The current pump has been in place for over 30 years and is at the end of life. A failure of the pump would leave the building unoccupiable. This investment also includes \$3.5 million to replace the SeaPark parking garage elevators, which are 10 years past their end of life. Failure of the elevators would make the parking garage inaccessible and would lead to costly emergency repairs.
- **Asset Preservation – Schedule 2** – This Asset Preservation program supports all FAS-owned and operated facilities outside of the downtown core. This investment supports replacing critical City facility roofs. At more than 20 years old, each of these roofs are at the end of life and have leaked in the recent past, causing damage to the buildings and the equipment within. These buildings support critical City services, including emergency response capabilities. The CIP adds \$2.6 million over two years to address roof replacement.
- **Waterfront Operations and Tribal Interpretive Center (Bakun Building)** – The Bakun Building was purchased in 2023 to be the Waterfront Operations office and provide a cultural space for the Muckleshoot Indian Tribe. The funds remaining after purchase do not support a design that would serve both the Seattle Center, responsible for operations of the Waterfront, and the Muckleshoot Indian Tribe’s respective needs. The CIP adds \$4.2 million in bond financing to address substantial alterations that are necessary for building occupancy. The project is intended to provide dedicated space to house the staff for on-going maintenance and operations for Waterfront Park. The project also fulfills the City’s permitting commitments to the Muckleshoot Tribe from the construction of the Elliot Bay Seawall to provide 10,000 square feet in a building along the Waterfront for a Tribal Interpretive Center rent free in perpetuity. The Tribe has indicated that this project could fulfill the conditions of the permit agreement.
- **City Hall Plaza** – starting in 2026 – The City Hall Plaza functions as a roof for the lower-level lobby, including the “Red Room,” Boards and Commissions conference room, archives and utility areas. Rainfall leads to significant water leaks causing damage to building systems and the building structure. These leaks disrupt the use of the Red Room as a severe weather shelter and have caused electrical gear that provides power to several building systems to fail. In 2022 and 2023, FAS spent about \$200K in repairs due to these leaks. The CIP adds \$15 million in bond financing to support a permanent repair to install a waterproof membrane below the plaza. This repair is designed, permitted and ready for construction. Delay of this project will result in increased costs to implement later and continued O&M repair costs.
- **Seattle Animal Shelter** – The shelter operations and services include animal control, licensing, outreach and education, ownership support, surrender prevention, veterinary services, adoption, low cost spay and neuter, and volunteer and foster care program management. It is the only shelter operating in the city and occupies an approximately 10,000 square foot facility. The CIP adds \$858,000 to support facility electrical improvements and will be used to address ongoing electrical problems at the facility that have disrupted shelter operations, including medical procedures and other veterinary services.

CIP Revenue Sources

The 2025-2030 adopted CIP is primarily funded by Limited Tax General Obligation (LTGO) bonds, REET I and space rent charges paid by City departments. LTGO bond funding is used to fund projects such as the Seattle Municipal Tower Elevator Rehabilitation, City Hall Plaza, the Waterfront Operations and Tribal Interpretative Center, and the Human Capital Management System replacement. The related debt service is funded by the rates charged by FAS to City departments and REET I. REET I funds are focused on specific facility improvement needs, such as Earthquake Preparedness, the Animal Shelter and Fire Station 31 debt service.

Summary of Upcoming Budget Issues and Challenges

FAS' most pressing long term CIP budget issues are primarily driven by the age and condition of many City-owned buildings, federal, state, and local code requirements, and City sustainability goals. Below are specific programs and projects related to FAS budget challenges:

- **Asset Preservation** – The FAS Asset Preservation Program, created by Ordinance 121642, dedicates funds derived from space rent to replace building systems in over one hundred City buildings inside and outside of the downtown core. The Asset Preservation Program has historically received \$4 million in funding annually from space rent charges. This funding level is \$12 million short of the annual amount FAS' model suggests is adequate to address deficiencies and deferred major maintenance work. An additional resource challenge is the number of vacant project manager positions that FAS is actively working to fill in order to complete projects.
- **Building, Energy and Land Use Codes and City Sustainability Goals** – FAS' efforts will play a major role in achieving the City's sustainability and environmental goals. FAS must continue to provide reliable, compliant and structurally sound facilities for City departments to use and the public to access. These investments require FAS to evaluate and incorporate strategies to achieve code compliance, energy efficiency and accessibility in the operations, maintenance and infrastructure improvements of its buildings. New City and State clean building regulations will require expensive retrofits and extensive staff support. Early investment will allow gradual increases in capital investment to avoid an extreme funding and staffing need in the future.

Future Projects/What Is on the Horizon

City facilities must be accessible, reliable, well-maintained and responsive to the needs of operating departments to ensure the safety and delivery of critical services to customers. FAS utilizes the Facility Condition Assessment report to help prioritize major maintenance and infrastructure project needs. FAS faces an ongoing challenge in adequately funding these needed asset preservation and major maintenance requirements at the City's aging facilities including the Seattle Municipal Tower, Seattle Fire Department (SFD) Headquarters and multiple FAS shops and yards. Additionally, the FAS portfolio will be subject to increasingly stringent City and State clean building performance laws, which will require significant capital investment in the future to fully decarbonize the FAS portfolio.

ADA Improvements - FAS

Project No:	MC-FA-ADAIMPFAS	BSL Code:	BC-FA-ADAIMPR
Project Type:	Ongoing	BSL Name:	ADA Improvements
Project Category:	Improved Facility	Location:	FAS facilities
Current Project Stage:	N/A	Council District:	Multiple
Start/End Date:	N/A	Neighborhood District:	Multiple
Total Project Cost:	N/A	Urban Village:	Multiple

This project is the FAS Americans with Disabilities Act (ADA) ongoing program that will address specific ADA improvements and upgrades at various FAS-owned and operated facilities. Past work has included reconfiguration of restrooms, meeting rooms and other spaces, reconfiguration of facility amenities, such as drinking fountains and various public access routes to sites, buildings, and public spaces. Future funding allows FAS to implement its long-term strategy that resolves the most critical public-facing ADA deficiencies first and maximizes accessibility to the greatest extent possible.

Resources	LTD Actuals	2024 Revised	2025	2026	2027	2028	2029	2030	Total
Real Estate Excise Tax I	5,323	1,451	1,367	2,423	493	-	-	-	11,058
Total:	5,323	1,451	1,367	2,423	493	-	-	-	11,058
Fund Appropriations / Allocations *	LTD Actuals	2024 Revised	2025	2026	2027	2028	2029	2030	Total
REET I Capital Fund	5,323	1,451	1,367	2,423	493	-	-	-	11,058
Total:	5,323	1,451	1,367	2,423	493	-	-	-	11,058

O&M Impacts: N/A

Asset Preservation - Schedule 1 Facilities

Project No:	MC-FA-APSCH1FAC	BSL Code:	BC-FA-APSCH1FAC
Project Type:	Ongoing	BSL Name:	Asset Preservation - Schedule 1 Facilities
Project Category:	Rehabilitation or Restoration	Location:	Multiple City facilities
Current Project Stage:	N/A	Council District:	Council District 7
Start/End Date:	N/A	Neighborhood District:	Downtown
Total Project Cost:	N/A	Urban Village:	Downtown

This ongoing program provides for long-term preservation and major maintenance to the FAS schedule 1 facilities. Schedule 1 facilities are comprised of existing and future office buildings located in downtown Seattle, including but not limited to City Hall, the Seattle Municipal Tower and the Justice Center. Typical improvements may include, but are not limited to, energy efficiency enhancements through equipment replacement, upgrades/repairs to heating/ventilation/air conditioning systems, upgrades/repairs to electrical systems, upgrades/repairs to fire suppression systems, roof repairs or replacement, and structural assessments and repairs. This work ensures the long-term preservation of the operational use of the facilities.

Resources	LTD Actuals	2024 Revised	2025	2026	2027	2028	2029	2030	Total
Department Space Allocation Charges	20,424	4,885	2,152	2,152	2,152	2,152	2,152	2,217	38,285
General Fund	75	-	-	-	-	-	-	-	75
Interdepartmental Transfer	-	-	1,000	500	-	-	-	-	1,500
Real Estate Excise Tax I	6,956	2,132	1,500	4,000	3,000	2,000	2,000	2,000	23,588
Total:	27,455	7,017	4,652	6,652	5,152	4,152	4,152	4,217	63,448
Fund Appropriations / Allocations *	LTD Actuals	2024 Revised	2025	2026	2027	2028	2029	2030	Total
Facility Asset Preservation Fund	20,424	4,885	2,152	2,152	2,152	2,152	2,152	2,217	38,285
Finance and Administrative Services Fund	-	-	1,000	500	-	-	-	-	1,500
General Fund	75	-	-	-	-	-	-	-	75
REET I Capital Fund	6,956	2,132	1,500	4,000	3,000	2,000	2,000	2,000	23,588
Total:	27,455	7,017	4,652	6,652	5,152	4,152	4,152	4,217	63,448

O&M Impacts: N/A

Asset Preservation - Schedule 2 Facilities

Project No:	MC-FA-APSCH2FAC	BSL Code:	BC-FA-APSCH2FAC
Project Type:	Ongoing	BSL Name:	Asset Preservation - Schedule 2 Facilities
Project Category:	Rehabilitation or Restoration	Location:	Multiple City facilities
Current Project Stage:	N/A	Council District:	Multiple
Start/End Date:	N/A	Neighborhood District:	Multiple
Total Project Cost:	N/A	Urban Village:	Multiple

This ongoing program provides for long-term preservation and major maintenance to the FAS schedule 2 facilities. Schedule 2 facilities are comprised of existing and future structures, shops and yards located throughout Seattle, including but not limited to City vehicle maintenance facilities at Haller Lake and Charles Street, FAS shops located at Airport Way S., fire stations, police precincts and other FAS- managed facilities used for City services. Typical improvements may include, but are not limited to, energy efficiency enhancements through equipment replacement, upgrades/repairs to heating/ventilation/air conditioning systems, upgrades/repairs to electrical systems, upgrades/repairs to fire suppression systems, roof repairs or replacement, and structural assessments and repairs. This work ensures the long-term preservation of the operational use of the facilities.

Resources	LTD Actuals	2024 Revised	2025	2026	2027	2028	2029	2030	Total
Department Space Allocation Charges	17,740	2,794	1,848	1,848	1,848	1,848	1,848	1,903	31,677
Real Estate Excise Tax I	7,115	251	4,064	3,639	3,701	3,631	3,631	3,631	29,663
Total:	24,855	3,045	5,912	5,487	5,549	5,479	5,479	5,534	61,340
Fund Appropriations / Allocations *	LTD Actuals	2024 Revised	2025	2026	2027	2028	2029	2030	Total
Facility Asset Preservation Fund	17,740	2,794	1,848	1,848	1,848	1,848	1,848	1,903	31,677
REET I Capital Fund	7,115	251	4,064	3,639	3,701	3,631	3,631	3,631	29,663
Total:	24,855	3,045	5,912	5,487	5,549	5,479	5,479	5,534	61,340

O&M Impacts: N/A

City Hall and Seattle Municipal Tower Tenant Improvements

Project No:	MC-FA-CTYHLTIMP	BSL Code:	BC-FA-GOVTFAC
Project Type:	Ongoing	BSL Name:	General Government Facilities - General
Project Category:	Improved Facility	Location:	Multiple City Facilities
Current Project Stage:	N/A	Council District:	Council District 7
Start/End Date:	N/A	Neighborhood District:	Downtown
Total Project Cost:	N/A	Urban Village:	Downtown

This project provides predesign, design and construction services for developing or reconfiguring space and other adjacent functions in the downtown Civic Campus. Work may include, but is not limited to, working with project sponsors to catalog space and equipment needs, energy efficiency improvements, developing planning options, developing project cost estimates and construction. Work may also include analysis of how vacated space in other facilities might be utilized for other City uses.

Resources	LTD Actuals	2024 Revised	2025	2026	2027	2028	2029	2030	Total
Property Sales and Interest Earnings	495	-	-	-	-	-	-	-	495
Real Estate Excise Tax I	10,377	598	-	-	-	-	-	-	10,975
Total:	10,872	598	-	-	-	-	-	-	11,470
Fund Appropriations / Allocations *	LTD Actuals	2024 Revised	2025	2026	2027	2028	2029	2030	Total
REET I Capital Fund	10,377	598	-	-	-	-	-	-	10,975
Unrestricted Cumulative Reserve Fund	495	-	-	-	-	-	-	-	495
Total:	10,872	598	-	-	-	-	-	-	11,470

O&M Impacts: N/A

City Hall Plaza

Project No:	MC-FA-CTYHLPLAZA	BSL Code:	BC-FA-GOVTFAC
Project Type:	Discrete	BSL Name:	General Government Facilities - General
Project Category:	Rehabilitation or Restoration	Location:	
Current Project Stage:	Stage 2 - Initiation, Project Definition, & Planning	Council District:	Council District 7
Start/End Date:		Neighborhood District:	
Total Project Cost:	\$15,000	Urban Village:	Downtown

Install a waterproof membrane roof below City Hall Plaza, which includes removing the existing paving and hardscape and exposing the structural deck below the hardscape and plantings, installing a new membrane roofing system and replacing plaza hardscape and plantings to match existing. The restoration project will remove selected building wall veneer and all hardscape, softscape, fixtures and underlying materials down to the structure throughout the plaza, stairs and fountain. A continuous membrane waterproofing system with flashing and drain mat will be provided, and landscape materials will be replaced in kind.

Resources	LTD Actuals	2024 Revised	2025	2026	2027	2028	2029	2030	Total
LTGO Bond Proceeds	-	-	-	5,600	7,400	2,000	-	-	15,000
Total:	-	-	-	5,600	7,400	2,000	-	-	15,000
Fund Appropriations / Allocations *	LTD Actuals	2024 Revised	2025	2026	2027	2028	2029	2030	Total
2026 Multipurpose LTGO Bond Fund	-	-	-	5,600	7,400	2,000	-	-	15,000
Total:	-	-	-	5,600	7,400	2,000	-	-	15,000

O&M Impacts:

City Hall Plaza Debt Service

Project No:

MC-FA-CTYHLPLDS

BSL Code:

BC-FA-GOVTFAC

Project Type:

Discrete

BSL Name:

General Government Facilities - General

Project Category:

Rehabilitation or Restoration

Location:

Current Project Stage:

Council District:

Council District 7

Start/End Date:

Neighborhood District:

Total Project Cost:

Urban Village:

This project provides for payment of the debt service on bonds issued to fund the installation of a waterproof membrane below City Hall Plaza (CIP Project No. MC-FA-CTYHLPLAZA).

Resources	LTD Actuals	2024 Revised	2025	2026	2027	2028	2029	2030	Total
Real Estate Excise Tax I	-	-	-	303	892	1,224	1,283	-	3,701
Total:	-	-	-	303	892	1,224	1,283	-	3,701
Fund Appropriations / Allocations *	LTD Actuals	2024 Revised	2025	2026	2027	2028	2029	2030	Total
REET I Capital Fund	-	-	-	303	892	1,224	1,283	-	3,701
Total:	-	-	-	303	892	1,224	1,283	-	3,701

O&M Impacts:

Drive Clean Seattle Fleet Electric Vehicle Infrastructure

Project No:	MC-FA-DRVCLNFLT	BSL Code:	BC-FA-GOVTFAC
Project Type:	Discrete	BSL Name:	General Government Facilities - General
Project Category:	Improved Facility	Location:	Multiple
Current Project Stage:	Stage 3 - Design	Council District:	Multiple
Start/End Date:	2016 - 2025	Neighborhood District:	Multiple
Total Project Cost:	\$14,682	Urban Village:	Multiple

This project funds FAS' capital work efforts towards meeting the Drive Clean Seattle (DCS) initiative, a comprehensive transportation electrification strategy to transition Seattle's transportation sector from reliance on fossil fuels to the maximal use of clean, carbon-neutral electricity. Work will include but is not limited to, the design, permitting and construction of electric vehicle charging stations at various locations such as fire stations, police precincts, shops and yards and downtown core properties to support transition of City fleet vehicles to EV. Future work will support expansion of DC fast charging hubs to support on-demand charging.

Resources	LTD Actuals	2024 Revised	2025	2026	2027	2028	2029	2030	Total
LTGO Bond Proceeds	286	2,714	3,000	-	-	-	-	-	6,000
Miscellaneous Grants or Donations	110	-	-	-	-	-	-	-	110
Real Estate Excise Tax I	6,996	855	-	-	-	-	-	-	7,851
State Grant Funds	-	720	-	-	-	-	-	-	720
Total:	7,393	4,289	3,000	-	-	-	-	-	14,682
Fund Appropriations / Allocations *	LTD Actuals	2024 Revised	2025	2026	2027	2028	2029	2030	Total
2023 Multipurpose LTGO Bond Fund	286	2,714	-	-	-	-	-	-	3,000
2025 Multipurpose LTGO Bond Fund	-	-	3,000	-	-	-	-	-	3,000
Finance and Administrative Services Fund	110	720	-	-	-	-	-	-	830
REET I Capital Fund	6,996	855	-	-	-	-	-	-	7,851
Total:	7,393	4,289	3,000	-	-	-	-	-	14,682

O&M Impacts: FAS expects a temporary O&M cost increase for increased power usage as EV charging stations are utilized. FAS will develop a method for recovering costs from departments. Costs to departments will be offset by fuel savings.

Electrical Infrastructure Upgrades

Project No:	MC-FA-ELECTINFRA	BSL Code:	BC-FA-GOVTFAC
Project Type:	Discrete	BSL Name:	General Government Facilities - General
Project Category:	Improved Facility	Location:	Citywide
Current Project Stage:	Stage 3 - Design	Council District:	Not Applicable
Start/End Date:	2023 - 2025	Neighborhood District:	
Total Project Cost:	\$16,000	Urban Village:	

This project funds electrical upgrades at Charles Street and Haller Lake fleet facilities. The project will bring necessary power to the facilities that will support larger scale electric vehicle charging stations and future decarbonization projects for the full facility. The scope of this project is for the electrical upgrades only.

Resources	LTD Actuals	2024 Revised	2025	2026	2027	2028	2029	2030	Total
LTGO Bond Proceeds	-	1,000	2,500	7,000	5,000	-	-	-	15,500
Payroll Expense Tax	304	196	-	-	-	-	-	-	500
Total:	304	1,196	2,500	7,000	5,000	-	-	-	16,000
Fund Appropriations / Allocations *	LTD Actuals	2024 Revised	2025	2026	2027	2028	2029	2030	Total
2024 Multipurpose LTGO Bond Fund	-	1,000	-	-	-	-	-	-	1,000
2025 Multipurpose LTGO Bond Fund	-	-	2,500	-	-	-	-	-	2,500
2026 Multipurpose LTGO Bond Fund	-	-	-	7,000	-	-	-	-	7,000
2027 Multipurpose LTGO Bond Fund	-	-	-	-	5,000	-	-	-	5,000
Payroll Expense Tax	304	196	-	-	-	-	-	-	500
Total:	304	1,196	2,500	7,000	5,000	-	-	-	16,000

O&M Impacts:

Energy Efficiency for Municipal Buildings

Project No:	MC-FA-ENEFFMBLD	BSL Code:	BC-FA-EXTPROJ
Project Type:	Ongoing	BSL Name:	FAS Oversight-External Projects
Project Category:	Improved Facility	Location:	Multiple City facilities
Current Project Stage:	N/A	Council District:	Multiple
Start/End Date:	N/A	Neighborhood District:	Multiple
Total Project Cost:	N/A	Urban Village:	Multiple

This project funds energy efficiency work across City facilities, managed by the Office of Sustainability and Environment (OSE), in support of the City's goal to achieve a 20% reduction in building energy use by the year 2020. OSE will implement a package of energy efficiency projects, as well as continue a suite of O&M improvements, program management, measurement and tracking, and building assessments. The energy efficiency upgrades are expected to generate utility rebates paid by Seattle City Light and Puget Sound Energy, to be deposited into the General Subfund. Work may include but is not limited to, building tune-ups, facility improvements, building energy upgrades, and energy efficiency measures.

Resources	LTD Actuals	2024 Revised	2025	2026	2027	2028	2029	2030	Total
Federal Grant Funds	-	(80)	-	-	-	-	-	-	(80)
General Fund	626	1,067	-	-	-	-	-	-	1,693
Payroll Expense Tax	-	210	1,462	1,110	-	-	-	-	2,782
Property Sales and Interest Earnings	15	-	-	-	-	-	-	-	15
Real Estate Excise Tax I	10,234	2,172	-	-	-	-	-	-	12,406
State Grant Funds	278	-	-	-	-	-	-	-	278
Use of Fund Balance	57	-	-	-	-	-	-	-	57
Total:	11,210	3,369	1,462	1,110	-	-	-	-	17,150
Fund Appropriations / Allocations *	LTD Actuals	2024 Revised	2025	2026	2027	2028	2029	2030	Total
General Fund	626	987	-	-	-	-	-	-	1,613
Payroll Expense Tax	-	210	1,462	1,110	-	-	-	-	2,782
REET I Capital Fund	10,234	2,172	-	-	-	-	-	-	12,406
Unrestricted Cumulative Reserve Fund	350	-	-	-	-	-	-	-	350
Total:	11,210	3,369	1,462	1,110	-	-	-	-	17,150

O&M Impacts: N/A

Facility Operations Initiated Tenant Improvements (FOISR)

Project No:	MC-FA-FASPDs	BSL Code:	BC-FA-FASPDs
Project Type:	Ongoing	BSL Name:	FAS Project Delivery Services
Project Category:	Improved Facility	Location:	Multiple
Current Project Stage:	N/A	Council District:	Multiple
Start/End Date:	N/A	Neighborhood District:	Multiple
Total Project Cost:	N/A	Urban Village:	Multiple

This project was formerly named the Customer Requested Tenant Improvement Program.

This ongoing program provides pass-through budget authority for FAS to provide capital and public works, as requested by FAS' Facility Operations division, at facilities that are managed or leased by FAS. Typical improvements may include, but are not limited to, tenant space remodels, security system upgrades and equipment replacement. Other project types include architectural and engineering services such as conceptual planning, design alternative development and preliminary cost estimating. Typical preliminary design and engineering work includes, but is not limited to, pre-design and analysis of project alternatives, cost estimates, test to fit studies, preliminary schedule development, engineering studies and code compliance, site development planning, and conceptual design and financial analysis of capital improvements options in conjunction with FAS and CIP priorities, programs, and initiatives.

Resources	LTD Actuals	2024 Revised	2025	2026	2027	2028	2029	2030	Total
Interdepartmental Transfer	38,574	25,256	3,500	3,500	3,500	3,500	3,500	3,500	84,830
Total:	38,574	25,256	3,500	3,500	3,500	3,500	3,500	3,500	84,830
Fund Appropriations / Allocations *	LTD Actuals	2024 Revised	2025	2026	2027	2028	2029	2030	Total
Finance and Administrative Services Fund	38,574	25,256	3,500	3,500	3,500	3,500	3,500	3,500	84,830
Total:	38,574	25,256	3,500	3,500	3,500	3,500	3,500	3,500	84,830

O&M Impacts: N/A

Facility Projects Planning

Project No:	MC-FA-FACPRJPLN	BSL Code:	BC-FA-PRELIMENG
Project Type:	Ongoing	BSL Name:	Preliminary Engineering
Project Category:	Improved Facility	Location:	Multiple
Current Project Stage:	N/A	Council District:	Multiple
Start/End Date:	N/A	Neighborhood District:	Multiple
Total Project Cost:	N/A	Urban Village:	Multiple

This on-going project funds architectural and engineering services including conceptual planning, design alternative development, and preliminary cost estimating for FAS capital projects and emergent Executive capital initiatives. Typical preliminary design and engineering work includes, but is not limited to, pre-design and analysis of project alternatives, cost estimates, test to fit studies, preliminary schedule development, engineering studies and code compliance, site development planning and conceptual design and financial analysis of capital improvements options in conjunction with FAS and CIP priorities, programs, and initiatives.

Resources	LTD Actuals	2024 Revised	2025	2026	2027	2028	2029	2030	Total
Real Estate Excise Tax I	1,052	-	-	-	-	-	-	-	1,052
Total:	1,052	-	-	-	-	-	-	-	1,052

Fund Appropriations / Allocations *	LTD Actuals	2024 Revised	2025	2026	2027	2028	2029	2030	Total
REET I Capital Fund	1,052	-	-	-	-	-	-	-	1,052
Total:	1,052	-	-	-	-	-	-	-	1,052

O&M Impacts: N/A

FAS Information Technology System Initiatives

Project No:	MC-FA-ITSYSINIT	BSL Code:	BC-FA-A1IT
Project Type:	Ongoing	BSL Name:	Information Technology
Project Category:	New Investment	Location:	700 5th AVE
Current Project Stage:	N/A	Council District:	Multiple
Start/End Date:	N/A	Neighborhood District:	Multiple
Total Project Cost:	N/A	Urban Village:	Multiple

This project provides funding for FAS to implement Seattle Information Technology (SIT) proposals to replace existing FAS IT systems that are at the end of their useful lives, accommodate new programmatic and operational needs, and allow the department to function efficiently. FAS coordinates development and implementation of these proposals with SIT. Specific projects include replacing FAS' department-wide budget system and assessing and replacing FAS' Capital Projects Information Management System.

Resources	LTD Actuals	2024 Revised	2025	2026	2027	2028	2029	2030	Total
FAS Fund Balance	-	1,556	-	-	-	-	-	-	1,556
General Fund	-	1,471	-	-	-	-	-	-	1,471
Interdepartmental Transfer	471	29	-	-	-	-	-	-	500
LTGO Bond Proceeds	1,333	-	-	-	-	-	-	-	1,333
Total:	1,804	3,056	-	-	-	-	-	-	4,860
Fund Appropriations / Allocations *	LTD Actuals	2024 Revised	2025	2026	2027	2028	2029	2030	Total
2019 Multipurpose LTGO Bond Fund	1,333	-	-	-	-	-	-	-	1,333
Finance and Administrative Services Fund	471	1,585	-	-	-	-	-	-	2,056
General Fund	-	1,471	-	-	-	-	-	-	1,471
Total:	1,804	3,056	-	-	-	-	-	-	4,860

O&M Impacts: N/A

Fire Station 31 Replacement

Project No:	MC-FA-FS31	BSL Code:	BC-FA-PSFACFIRE
Project Type:	Discrete	BSL Name:	Public Safety Facilities Fire
Project Category:	New Facility	Location:	11320 Meridian Ave. N
Current Project Stage:	Stage 5 - Construction	Council District:	Council District 5
Start/End Date:	2020 - 2026	Neighborhood District:	North
Total Project Cost:	\$54,000	Urban Village:	Aurora Licton Springs

This project provides funding for the acquisition, design and construction of a new Fire Station 31 and the demolition of the previous Fire Station 31 building.

Resources	LTD Actuals	2024 Revised	2025	2026	2027	2028	2029	2030	Total
LTGO Bond Proceeds	13,040	24,188	16,761	-	-	-	-	-	53,988
Seattle Voter-Approved Levy	7	-	-	-	-	-	-	-	7
Total:	13,047	24,188	16,761	-	-	-	-	-	53,996
Fund Appropriations / Allocations *	LTD Actuals	2024 Revised	2025	2026	2027	2028	2029	2030	Total
2003 Fire Facilities Levy Fund	7	-	-	-	-	-	-	-	7
2016 Multipurpose LTGO Bond Fund	692	-	-	-	-	-	-	-	692
2018 Multipurpose LTGO Bond Fund	248	-	-	-	-	-	-	-	248
2021 Multipurpose LTGO Bond Fund	11,279	-	-	-	-	-	-	-	11,279
2022 Multipurpose LTGO Bond Fund	821	2,679	-	-	-	-	-	-	3,500
2023 Multipurpose LTGO Bond Fund	-	2,000	-	-	-	-	-	-	2,000
2024 Multipurpose LTGO Bond Fund	-	19,509	-	-	-	-	-	-	19,509
2025 Multipurpose LTGO Bond Fund	-	-	16,761	-	-	-	-	-	16,761
Total:	13,047	24,188	16,761	-	-	-	-	-	53,996

O&M Impacts:

Fire Station 31 Temporary Station

Project No:	MC-FA-FS31IMP	BSL Code:	BC-FA-PSFACFIRE
Project Type:	Discrete	BSL Name:	Public Safety Facilities Fire
Project Category:	New Facility	Location:	1319 N Northgate Way
Current Project Stage:	Stage 6 - Closeout	Council District:	Council District 5
Start/End Date:	2019 - 2026	Neighborhood District:	Northwest
Total Project Cost:	\$7,219	Urban Village:	Aurora Licton Springs

This project provides resources to provide an interim location for Fire Station 31. The project includes leasing an interim site for the fire station, providing tents and trailers to house the fire fighters and equipment, and identifying a site for a permanent fire station.

Resources	LTD Actuals	2024 Revised	2025	2026	2027	2028	2029	2030	Total
Department Space Allocation Charges	-	30	-	-	-	-	-	-	30
LTGO Bond Proceeds	4	-	-	-	-	-	-	-	4
Real Estate Excise Tax I	4,862	2,323	-	-	-	-	-	-	7,185
Total:	4,867	2,352	-	-	-	-	-	-	7,219
Fund Appropriations / Allocations *	LTD Actuals	2024 Revised	2025	2026	2027	2028	2029	2030	Total
2021 Multipurpose LTGO Bond Fund	4	-	-	-	-	-	-	-	4
Facility Asset Preservation Fund	-	30	-	-	-	-	-	-	30
REET I Capital Fund	4,862	2,323	-	-	-	-	-	-	7,185
Total:	4,867	2,352	-	-	-	-	-	-	7,219

O&M Impacts: N/A

Fire Station Improvement Debt Service

Project No:	MC-FA-FSDEBTSV	BSL Code:	BC-FA-NBHFIRE
Project Type:	Debt Service	BSL Name:	Neighborhood Fire Stations
Project Category:	Improved Facility	Location:	N/A
Current Project Stage:	N/A	Council District:	Multiple
Start/End Date:	2008 - 2037	Neighborhood District:	Not in a Neighborhood District
Total Project Cost:	\$97,985	Urban Village:	Not in an Urban Village

This project provides for the payment of debt service on bonds issued to cover a portion of the costs associated with the 2003 Fire Facilities and Emergency Response Levy and associated asset preservation expenses.

Resources	LTD Actuals	2024 Revised	2025	2026	2027	2028	2029	2030	Total
Property Sales and Interest Earnings	-	982	-	-	-	-	-	-	982
Real Estate Excise Tax I	53,141	3,746	6,750	6,676	6,670	6,671	6,676	6,674	97,003
Total:	53,141	4,728	6,750	6,676	6,670	6,671	6,676	6,674	97,985
Fund Appropriations / Allocations *	LTD Actuals	2024 Revised	2025	2026	2027	2028	2029	2030	Total
REET I Capital Fund	53,141	3,746	6,750	6,676	6,670	6,671	6,676	6,674	97,003
Unrestricted Cumulative Reserve Fund	-	982	-	-	-	-	-	-	982
Total:	53,141	4,728	6,750	6,676	6,670	6,671	6,676	6,674	97,985

O&M Impacts: N/A

Garden of Remembrance			
Project No:	MC-FA-GARDENREM	BSL Code:	BC-FA-GARDENREM
Project Type:	Ongoing	BSL Name:	Garden of Remembrance
Project Category:	Rehabilitation or Restoration	Location:	1301 3rd Ave.
Current Project Stage:	N/A	Council District:	Council District 7
Start/End Date:	N/A	Neighborhood District:	Downtown
Total Project Cost:	N/A	Urban Village:	Downtown

This ongoing project provides an annual contribution (including increases for inflation) to a capital renewal fund for the Garden of Remembrance, located next to Benaroya Hall, per an agreement with Benaroya Hall Music Center (BHMC), a private, non-profit affiliate of the Seattle Symphony. This project pays for major maintenance and replaces garden installations including, but not limited to, irrigation equipment, landscaping, electrical/lighting fixtures, and mechanical water features. The project is managed by the BHMC and is displayed within FAS' CIP for informational purposes only.

Resources	LTD Actuals	2024 Revised	2025	2026	2027	2028	2029	2030	Total
General Fund	-	-	-	-	35	-	-	-	35
Property Sales and Interest Earnings	555	33	33	34	-	-	-	-	655
Use of Fund Balance	28	-	-	-	-	-	-	-	28
Total:	584	33	33	34	35	-	-	-	719
Fund Appropriations / Allocations *	LTD Actuals	2024 Revised	2025	2026	2027	2028	2029	2030	Total
General Fund	-	-	-	-	35	-	-	-	35
Unrestricted Cumulative Reserve Fund	584	33	33	34	-	-	-	-	684
Total:	584	33	33	34	35	-	-	-	719

O&M Impacts: N/A

Human Capital Management System

Project No:	MC-FA-HCMSYS	BSL Code:	BC-FA-A11T
Project Type:	Discrete	BSL Name:	Information Technology
Project Category:	New Investment	Location:	700 5th Ave
Current Project Stage:	Stage 5 - Construction	Council District:	Council District 7
Start/End Date:	2021 - 2026	Neighborhood District:	
Total Project Cost:	\$50,179	Urban Village:	Downtown

This technology project funds the planning, design and replacement of the aging Human Resource Information System (HRIS), which includes the Citywide payroll and benefits system, with a new Human Capital Management (HCM) system. The timing of this project is critical for the Citywide HR, timekeeping and payroll system, which is no longer supported. The project, which is expected to be completed in 2025, was approved by the Enterprise Oversight Board (EOB) in February 2020 and will be managed out of the Office of City Finance Business Systems division, with funding and partnership from Seattle Department of Human Resources (SHR) and Seattle IT (ITD).

Resources	LTD Actuals	2024 Revised	2025	2026	2027	2028	2029	2030	Total
Interfund Loan	-	11,000	-	-	-	-	-	-	11,000
LTGO Bond Proceeds	21,935	13,201	4,043	-	-	-	-	-	39,179
Total:	21,935	24,201	4,043	-	-	-	-	-	50,179
Fund Appropriations / Allocations *	LTD Actuals	2024 Revised	2025	2026	2027	2028	2029	2030	Total
2021 Multipurpose LTGO Bond Fund	7,500	-	-	-	-	-	-	-	7,500
2022 Multipurpose LTGO Bond Fund	14,435	3,201	-	-	-	-	-	-	17,636
2023 Multipurpose LTGO Bond Fund	-	10,000	-	-	-	-	-	-	10,000
2025 Multipurpose LTGO Bond Fund	-	11,000	4,043	-	-	-	-	-	15,043
Total:	21,935	24,201	4,043	-	-	-	-	-	50,179

O&M Impacts:

Request for Client Facilities Services (RPS)

Project No:	MC-FA-CTYPDS	BSL Code:	BC-FA-FASPDS
Project Type:	Ongoing	BSL Name:	FAS Project Delivery Services
Project Category:	Improved Facility	Location:	Multiple
Current Project Stage:	N/A	Council District:	Multiple
Start/End Date:	N/A	Neighborhood District:	Multiple
Total Project Cost:	N/A	Urban Village:	Multiple

This project was formerly known as FAS Project Delivery Services.

This ongoing program provides pass-through budget authority for FAS to provide design and construction management services, as requested by City departments outside of FAS. Typical work may include, but is not limited to, the following services: predesign, programming, master planning, conceptual planning, architectural and engineering design and construction administration. FAS proposes to use the second and third quarterly supplemental budget process to "right size" the pass-through budget authority for this project. This approach allows FAS to meet the present needs of departments that have funding for their projects and is consistent with year-end accounting and budgetary requirements.

Resources	LTD Actuals	2024 Revised	2025	2026	2027	2028	2029	2030	Total
Interdepartmental Transfer	7,431	2,929	1,200	1,200	1,200	1,200	1,200	1,200	17,560
Total:	7,431	2,929	1,200	1,200	1,200	1,200	1,200	1,200	17,560
Fund Appropriations / Allocations *	LTD Actuals	2024 Revised	2025	2026	2027	2028	2029	2030	Total
Finance and Administrative Services Fund	7,431	2,929	1,200	1,200	1,200	1,200	1,200	1,200	17,560
Total:	7,431	2,929	1,200	1,200	1,200	1,200	1,200	1,200	17,560

O&M Impacts: N/A

Seattle Animal Shelter Facilities

Project No:	MC-FA-SASFAC	BSL Code:	BC-FA-GOVTFAC
Project Type:	Discrete	BSL Name:	General Government Facilities - General
Project Category:	Improved Facility	Location:	2061 15th Ave W, Seattle, WA 98119
Current Project Stage:	Stage 3 - Design	Council District:	Council District 7
Start/End Date:	2022 - 2025	Neighborhood District:	Magnolia/Queen Anne
Total Project Cost:	\$4,712	Urban Village:	

This project funds the Department of Finance and Administrative Services' work to repair and upgrade Seattle Animal Shelter facilities and building systems.

Resources	LTD Actuals	2024 Revised	2025	2026	2027	2028	2029	2030	Total
Property Sales and Interest Earnings	-	54	-	-	-	-	-	-	54
Real Estate Excise Tax I	167	1,489	2,469	533	-	-	-	-	4,658
Total:	167	1,543	2,469	533	-	-	-	-	4,712
Fund Appropriations / Allocations *	LTD Actuals	2024 Revised	2025	2026	2027	2028	2029	2030	Total
REET I Capital Fund	167	1,489	2,469	533	-	-	-	-	4,658
Unrestricted Cumulative Reserve Fund	-	54	-	-	-	-	-	-	54
Total:	167	1,543	2,469	533	-	-	-	-	4,712

O&M Impacts: Not applicable.

Seattle Municipal Tower Chiller Plant Replacement

Project No:	MC-FA-SMTCHLRPL	BSL Code:	BC-FA-APSCH1FAC
Project Type:	Discrete	BSL Name:	Asset Preservation - Schedule 1 Facilities
Project Category:	Rehabilitation or Restoration	Location:	700 Fifth AVE
Current Project Stage:	Stage 6 - Closeout	Council District:	Council District 7
Start/End Date:	2018 - 2022	Neighborhood District:	Downtown
Total Project Cost:	\$18,000	Urban Village:	Downtown

This project replaces the chiller plant in the Seattle Municipal Tower (SMT). The project will require a multi-year execution plan to allow for permitting, design, procurement and construction to occur during the windows of opportunity when cooling is not required. This highly technical, complex construction effort is a once-in-a generation endeavor. With a dwindling supply of spare parts for maintenance and repairs, it is no longer feasible to defer this critical work, and delaying the project would put FAS at risk of not being able to provide essential cooling to City of Seattle offices and other building tenants. Project costs shown here are exclusive of \$1 million expended on preliminary work on this project in 2018. Those funds are included in the Asset Preservation - Schedule 1 Facilities project (MC-FA-APSCH1FAC).

Resources	LTD Actuals	2024 Revised	2025	2026	2027	2028	2029	2030	Total
Department Space Allocation Charges	4,970	-	-	-	-	-	-	-	4,970
LTGO Bond Proceeds	10,000	-	-	-	-	-	-	-	10,000
Real Estate Excise Tax I	3,123	-	-	-	-	-	-	-	3,123
Total:	18,093	-	-	-	-	-	-	-	18,093
Fund Appropriations / Allocations *	LTD Actuals	2024 Revised	2025	2026	2027	2028	2029	2030	Total
2019 Multipurpose LTGO Bond Fund	3,500	-	-	-	-	-	-	-	3,500
2020 Multipurpose LTGO Bond Fund	6,500	-	-	-	-	-	-	-	6,500
Facility Asset Preservation Fund	4,970	-	-	-	-	-	-	-	4,970
REET I Capital Fund	3,123	-	-	-	-	-	-	-	3,123
Total:	18,093	-	-	-	-	-	-	-	18,093

O&M Impacts: N/A

Seattle Municipal Tower Elevator Rehab

Project No:	MC-FA-SMTELVHRB	BSL Code:	BC-FA-APSCH1FAC
Project Type:	Discrete	BSL Name:	Asset Preservation - Schedule 1 Facilities
Project Category:	Rehabilitation or Restoration	Location:	700 Fifth AVE
Current Project Stage:	Stage 5 - Construction	Council District:	Council District 7
Start/End Date:	2019 - 2025	Neighborhood District:	Downtown
Total Project Cost:	\$28,500	Urban Village:	Downtown

This project will improve the operation, reliability, and system performance of the Seattle Municipal Tower (SMT) elevators. The work will bring the SMT elevators to current building codes and into compliance with Americans with Disabilities Act (ADA) requirements. This project is envisioned to be a multi-year effort that must be phased to minimize impacts on SMT ongoing building operations, and on the approximately 4,000 City staff who work in the building and the public who visit the SMT to access City services.

Resources	LTD Actuals	2024 Revised	2025	2026	2027	2028	2029	2030	Total
LTGO Bond Proceeds	17,474	8,026	2,000	-	-	-	-	-	27,500
Real Estate Excise Tax I	1,000	-	-	-	-	-	-	-	1,000
Total:	18,474	8,026	2,000	-	-	-	-	-	28,500
Fund Appropriations / Allocations *	LTD Actuals	2024 Revised	2025	2026	2027	2028	2029	2030	Total
2020 Multipurpose LTGO Bond Fund	1,500	-	-	-	-	-	-	-	1,500
2021 Multipurpose LTGO Bond Fund	5,000	-	-	-	-	-	-	-	5,000
2022 Multipurpose LTGO Bond Fund	9,500	-	-	-	-	-	-	-	9,500
2023 Multipurpose LTGO Bond Fund	1,474	1,693	-	-	-	-	-	-	3,167
2024 Multipurpose LTGO Bond Fund	-	6,333	-	-	-	-	-	-	6,333
2025 Multipurpose LTGO Bond Fund	-	-	2,000	-	-	-	-	-	2,000
REET I Capital Fund	1,000	-	-	-	-	-	-	-	1,000
Total:	18,474	8,026	2,000	-	-	-	-	-	28,500

O&M Impacts: N/A

Seattle Police Department North Area Interim and Long-Term Facilities

Project No:	MC-FA-SPDNFAC	BSL Code:	BC-FA-PSFACPOL
Project Type:	Discrete	BSL Name:	Publ Safety Facilities Police
Project Category:	New Investment	Location:	Multiple
Current Project Stage:	Stage 6 - Closeout	Council District:	Council District 5
Start/End Date:	2017 - 2022	Neighborhood District:	North
Total Project Cost:	\$6,962	Urban Village:	Multiple

This project funds planning, design and construction for long-term facility needs as well as interim upgrades and potential expansions at the existing North Precinct to accommodate growth of the Seattle Police Department. This project includes, but is not limited to, planning, design and construction for long-term police facilities needs in the North and funding for interim needs including, but not limited to, building upgrades, system maintenance, facility maintenance and temporary facilities.

Resources	LTD Actuals	2024 Revised	2025	2026	2027	2028	2029	2030	Total
Real Estate Excise Tax I	6,921	41	-	-	-	-	-	-	6,962
Total:	6,921	41	-	-	-	-	-	-	6,962

Fund Appropriations / Allocations *	LTD Actuals	2024 Revised	2025	2026	2027	2028	2029	2030	Total
REET I Capital Fund	6,921	41	-	-	-	-	-	-	6,962
Total:	6,921	41	-	-	-	-	-	-	6,962

O&M Impacts: N/A

Seattle Police Facilities

Project No:	MC-FA-PFACNPCT	BSL Code:	BC-FA-PSFACPOL
Project Type:	Ongoing	BSL Name:	Publ Safety Facilities Police
Project Category:	New Investment	Location:	Various Police facilities
Current Project Stage:	N/A	Council District:	Citywide
Start/End Date:	N/A	Neighborhood District:	Not in a Neighborhood District
Total Project Cost:	N/A	Urban Village:	Not in an Urban Village

This ongoing project preserves or extends the useful life or operational capacity and provides for improvements to FAS-owned police facilities including, but not limited to, the East Precinct, the North Precinct, the West Precinct, the Mounted Patrol Facility, the Harbor Patrol Facility, the K-9 Facility, and other police facilities. Typical work may include, but is not limited to, upgrades to heating, ventilation, air conditioning upgrades, equipment replacement, siting, pre-design, test-to-fit analyses, and structural assessments and repairs. These improvements support police service by extending the operational life of old police facilities, complying with regulatory requirements, or addressing capacity problems.

Resources	LTD Actuals	2024 Revised	2025	2026	2027	2028	2029	2030	Total
Real Estate Excise Tax I	5,154	8,569	-	-	7,000	-	-	-	20,723
Total:	5,154	8,569	-	-	7,000	-	-	-	20,723

Fund Appropriations / Allocations *	LTD Actuals	2024 Revised	2025	2026	2027	2028	2029	2030	Total
REET I Capital Fund	5,154	8,569	-	-	7,000	-	-	-	20,723
Total:	5,154	8,569	-	-	7,000	-	-	-	20,723

O&M Impacts: N/A

SLIM Replacement

Project No:	MC-FA-SLIMREPL	BSL Code:	BC-FA-A11T
Project Type:	Discrete	BSL Name:	Information Technology
Project Category:	New Investment	Location:	700 5th AVE
Current Project Stage:	Stage 5 - Execution (IT Only)	Council District:	Multiple
Start/End Date:	2022 - 2025	Neighborhood District:	Multiple
Total Project Cost:	\$10,000	Urban Village:	Multiple

The Seattle License Information System (SLIM) manages the issuance and renewal of business licenses and the collection of revenue from fees and taxes. It houses our B&O tax information, Admissions Tax, Commercial Parking Tax, Firearms and Ammunition Tax, Gambling Tax and Utilities Taxes. SLIM is outdated and needs to be upgraded as it can no longer adequately meet the needs of expanding business license, tax collection, and enforcement processes. The SLIM Replacement will eventually be part of the City's tax system built by Revenue Solutions Inc (RSI), which is called RPE (Revenue Premier Enterprise) which currently houses the Payroll Expense Tax, TNC tax, Sweetened Beverage Tax, and any other small taxes since 2017/2018; it also houses the Central Waterfront LID (Local Improvement District) and some of the BIAs (Business Improvement Districts). The project currently has \$4.8 million in funding for basic requirements gathering. This planning work continues but the project won't be fully launched until additional funding is identified in the future. The total project cost is estimated at \$10 million and ongoing operating and maintenance costs are estimated at \$1.5 million.

Resources	LTD Actuals	2024 Revised	2025	2026	2027	2028	2029	2030	Total
General Fund	-	400	-	-	-	-	-	-	400
Property Sales and Interest Earnings	1,468	2,932	-	-	-	-	-	-	4,400
Total:	1,468	3,332	-	-	-	-	-	-	4,800
Fund Appropriations / Allocations *	LTD Actuals	2024 Revised	2025	2026	2027	2028	2029	2030	Total
General Fund	-	400	-	-	-	-	-	-	400
Unrestricted Cumulative Reserve Fund	1,468	2,932	-	-	-	-	-	-	4,400
Total:	1,468	3,332	-	-	-	-	-	-	4,800

O&M Impacts: N/A

Waterfront Operations and Tribal Interpretive Center

Project No:	MC-FA-OWMAINT	BSL Code:	BC-FA-GOVTFAC
Project Type:	Discrete	BSL Name:	General Government Facilities - General
Project Category:	New Facility	Location:	1426 Alaskan Way
Current Project Stage:	Stage 3 - Design	Council District:	Council District 7
Start/End Date:	2023 - 2024	Neighborhood District:	Downtown
Total Project Cost:	\$17,226	Urban Village:	Downtown

This project holds budget to acquire the Integrus (Bakun) building located on the new Alaskan Way at Pike Street Hillclimb from WSDOT to provide for a facility to house the dedicated staff team for on-going maintenance and operations of the Waterfront Park. This building is located approximately 600 feet from the new maintenance area being provided under the Overlook Walk for vehicle storage and other maintenance activities. The building would also fulfill the City's permitting commitments to the Muckleshoot Tribe for construction of the Elliott Bay Seawall to provide space in a building along the Waterfront for a Tribal Interpretive Center rent free in perpetuity. The Tribe has indicated their interest in the space and that it could fulfill the conditions of the permit. The building was purchased in 2023 for \$8.7 million.

Resources	LTD Actuals	2024 Revised	2025	2026	2027	2028	2029	2030	Total
LTGO Bond Proceeds	8,919	4,081	4,226	-	-	-	-	-	17,226
Total:	8,919	4,081	4,226	-	-	-	-	-	17,226
Fund Appropriations / Allocations *	LTD Actuals	2024 Revised	2025	2026	2027	2028	2029	2030	Total
2023 Multipurpose LTGO Bond Fund	8,919	4,081	-	-	-	-	-	-	13,000
2025 Multipurpose LTGO Bond Fund	-	-	4,226	-	-	-	-	-	4,226
Total:	8,919	4,081	4,226	-	-	-	-	-	17,226

O&M Impacts: FAS, the Office of the Waterfront, and Seattle Center will develop an operations plan for the facility and will coordinate agreements among the building's multiple user departments and the Muckleshoot Tribe. The operations plan will include details on planned funding resources to meet the ongoing maintenance needs of the facility.

Waterfront Operations and Tribal Interpretive Center - Debt Service

Project No:	MC-FA-OWMAINTDS	BSL Code:	BC-FA-GOVTFAC
Project Type:	Debt Service	BSL Name:	General Government Facilities - General
Project Category:	New Investment	Location:	1426 Alaskan Way
Current Project Stage:	N/A	Council District:	Council District 7
Start/End Date:	2023 - 2043	Neighborhood District:	Downtown
Total Project Cost:		Urban Village:	Downtown

This project provides for payment of the debt service on bonds issued in 2023 to fund the acquisition and rehabilitation of the Waterfront Operation and Tribal Interpretive Center (CIP Project No. MC-FA-OWMAINT).

Resources	LTD Actuals	2024 Revised	2025	2026	2027	2028	2029	2030	Total
Real Estate Excise Tax I	206	916	1,147	1,272	1,273	1,273	1,272	357	7,714
Total:	206	916	1,147	1,272	1,273	1,273	1,272	357	7,714

Fund Appropriations / Allocations *	LTD Actuals	2024 Revised	2025	2026	2027	2028	2029	2030	Total
REET I Capital Fund	206	916	1,147	1,272	1,273	1,273	1,272	357	7,714
Total:	206	916	1,147	1,272	1,273	1,273	1,272	357	7,714

O&M Impacts: N/A

Information Technology

Overview

Seattle Information Technology (Seattle IT) serves the City as a trusted partner, providing secure, reliable, and compliant technologies that enable the City to deliver equitable and responsive services to the public.

Seattle IT solutions are categorized into two major types: infrastructure and major business systems. The City's technology services are delivered on top of these assets— cybersecurity and resilience; network infrastructure and radio support; data, voice, and video communications; systems and storage; data administration; business applications for productivity and collaboration; computing and mobile devices; public television coverage and production; digital and web services; and print device support. Additionally, Seattle IT administers a number of divisions, functions, and services under its authorities in city code to effectively set and support the City's use of information and communications technologies. Among these are IT disaster readiness and business resumption; IT portfolio, product, and project management to maximize the success of the City's investments in change initiatives; digital equity and inclusion; privacy and engagement; technology strategy and support; and supporting the City's response to open records request via search and logging tools.

Seattle IT's Capital Improvement Program (CIP) supports major maintenance, improvements, replacements, and decommissioning of and to the City's technology assets, as well as the planning and implementation of new solutions. Seattle IT's 2025-2030 Proposed CIP budget is \$107 million.

Thematic Priorities

Seattle IT's priorities are:

- **Responsive City Services** – Seattle IT is aligning the City's technology investments with the Cared for and Housed, Connected and Resilient, Healthy and Safe, and departmental priorities identified. Seattle IT adjusts its plans and the City's long-term technology investments to remain consistent in each CIP update.
- **Cybersecurity and Resilience** – Seattle IT ensures secure, resilient, and compliant operations that meet the needed outcomes of City departments.
- **Productivity and Collaboration** – Seattle IT ensures the City implements, maintains, and deprecates the business solutions that maximizes the capabilities of its people.
- **Informing, Supporting, and Engaging the Public** – Seattle IT delivers programs for the City to assist residents in gaining equitable access to technology, open government, City data, and – in partnership with other departments and offices – services and supportive resources.

Project Selection Criteria

STEP 1: Identification of Technology Needs and Opportunities

On a rolling basis throughout the year, as well as during the budget planning process, opportunities for technology investments are identified. Input comes from:

- Customer department requests and requirements, including technology plan alignment to department strategic plans
- Seattle IT Strategic Plan
- Technology roadmaps that are updated annually
- Asset replacement schedules
- Coordination with vendor partners and coalitions

This step includes development of initial cost estimates and other resource requirements, potential timing, and dependencies. At the completion of this step, potential projects are added to the Citywide IT project portfolio for tracking and consideration through Seattle IT's project gate review process.

STEP 2: Identification of CIP and Non-Discretionary Projects

As part of the gate review process, items identified in Step 1 are filtered to determine if they are (1) CIP-appropriate or not and (2) discretionary or not. Criteria for determining if they are CIP appropriate or not include:

- Overall dollar value
- Timeframe of implementation (e.g., multi-year project)
- Lifespan of investment
- Investment in/preservation of long-term infrastructure
- The nature of the acquisition (e.g., goods, services, etc.)

Criteria for determining if they are non-discretionary include:

- Legally mandated (e.g., debt service, federal or state law/regulation changes, court orders, etc.)
- Urgent security or risk mitigation needs (e.g., major system failure, major security breach)
- Reimbursable services to others (e.g., Seattle IT manages a regional fiber consortium where the partners contract with/through us to get work done)

Projects determined to be non-discretionary are automatically moved forward for inclusion in Seattle IT's initial CIP and budget proposal. Discretionary projects proceed to Step 3. Regardless of discretionary status, project requests complete the gate review process to validate they have the appropriate governance, value, and security, privacy, and project planning.

STEP 3: Prioritization of CIP-Appropriate Discretionary Projects

In this step, proposed investments are screened to determine if they are a match for Seattle IT's maintenance/upgrade/replacement programs within the CIP. Investments such as these tend to be smaller in scale (less than \$250,000), "like for like" replacements (e.g., old equipment replaced by new equipment with little to no functionality change), etc. These projects are rated by program managers based on criteria tailored to each program and implemented as annual funding allows.

Larger capital investments which are best implemented on a stand-alone basis due to the size and complexity of the project are evaluated and ranked separately based on the following criteria:

- Asset preservation/replacement/maintenance
- Product lifecycles

- Legal requirements/mandates
- Security/risk mitigation
- Efficiency/effectiveness improvements/resource savings and return on investment
- Reimbursable from other sources (other depts. or outside entities, grants, reserves)
- Dependencies (on other products, equipment, etc.; also on staff/resource availability/long-term supportability)
- Internal customer demands (including capacity) – including Mayoral/Council/Mayor’s IT Subcabinet priority
- External customer demands – public, businesses, etc.
- External drivers (vendor changes, regional commitments, etc.)
- Key future trend/forward-looking/pro-active

2025-2030 CIP Highlights

An overview of Seattle IT’s Proposed 2025-2030 CIP budget is provided in the following table:

CIP Program Name	2025-2030 Proposed	Planned Spending
Ongoing CIP Programs		
Computing Services Architecture	\$42,647,000	Routine equipment replacement and upgrades for servers, storage, and facility infrastructure.
Data & Telephone Infrastructure	\$21,137,525	Network equipment related to Unified Communication System and ongoing capital support, and routine equipment replacement and upgrades.
Fiber-Optic Communication Installation & Maintenance	\$31,323,796	Fiber installation and maintenance.
Discrete Projects		
Apps Dev-Public Safety	\$1,905,363	Develop and implement work scheduling software applications used by the Seattle Police Department (SPD) and the Seattle Fire Department (SFD).
ECM Upgrade	\$5,604,987	Upgrade/migrate the Oracle Enterprise Content Management (ECM) platforms to the cloud.
Department Total	\$102,618,671	

CIP Revenue Sources

Seattle IT’s CIP has been funded through a variety of revenue sources, including:

- **Rates and Allocations:** There are multiple services within the department that are cost-allocated based on a percentage of use for the service provided or billed directly to a department based on the actual cost of time and labor or quantity of materials provided. Seattle IT's budget also includes some projects that are funded using proceeds from general obligation bonds. Rates and allocations provide the funds to repay the debt service on these bonds.
- **State and Federal Grants:** Federal and state grants have been used to finance system replacements and new capabilities. In some cases, Seattle IT has been the direct recipient of the funds; in others, Seattle IT has managed grant-funded projects for customers. The use of grant funding for the Seattle IT CIP has been intermittent.
- **Cable Franchise Fees:** Seattle IT collects cable franchise fee revenues that are set in franchise agreements with the cable providers. Some of this revenue has been used to fund the CIP program which supports the Seattle Channel. Cable Fees have historically provided less than 1% of Seattle IT's CIP program.
- **Bonds & Future Bond Proceeds:** Seattle IT utilizes funding from City bond sale proceeds to implement significant capital projects in the CIP. Rates and allocations typically provide the funds to repay the debt service on these bonds.
- **Use of Fund Balance:** Seattle IT may use existing fund balance or planned carryforward to implement some projects in its CIP.

Summary of Upcoming Budget Issues and Challenges

Cybersecurity— The evolving nature and sophistication of threats to the City's infrastructure and operations necessitates proactive, strategic, and well-resourced defenses. Threats, driven by both criminal and state actors, are amplified by the rapid development of new technologies and the increasing reliance on interconnected digital systems. To address these challenges, Seattle IT and the Seattle Office of Emergency Management will collaborate closely to strengthen cybersecurity investments through rigorous preparedness exercises.

The CIP advances the City's capabilities in identifying, protecting, detecting, responding to, and recovering from cyber threats. These efforts extend across all City departments and the Federal critical infrastructure areas the City has exposure in: communications, dams, emergency services, energy, government services and facilities, transportation, and water and wastewater systems. To ensure robust protection, the City's "Security by Design" model must be applied with unwavering rigor across all departments, applications, hardware, vendors, and technology solutions.

This approach also includes ensuring compliance with key regulatory and security standards such as the Department of Justice's Criminal Justice Information Services (CJIS), the North American Electric Reliability Corporation (NERC), and the Federal Energy Regulatory Commission (FERC), as well as meeting requirements related to insurance, audits, and bonding. Additionally, Seattle IT will maintain close alignment with state and federal cybersecurity efforts, including participation in programs such as the National Threat Assessment Center (NTAC), Targeted Violence and Terrorism Prevention (TVTP),

Joint Cyber Defense Collaborative (JCDC), and the National Threat Evaluation and Reporting Program, to further strengthen the City's defenses and benefit the community.

Hybrid Workforce— The shift of the City's workforce to a hybrid-remote mode continues to require investments for adaptation of infrastructure, systems, and services. Specifically, departments are extending software and hardware solutions that require securing a more distributed technology environment. The City's virtual private network infrastructure was enhanced during the pandemic and will require ongoing investment to serve the larger remote population of City staff at the performance levels observed as needed. Similarly, the City's PC replacement program funding must still be adjusted to funding laptops as the standard versus the less costly desktop standard used previously. In addition, logistics related to asset management, device support, mobile device management, and equipment deployment to hybrid workers are being transitioned to a maintain state after the rapid steps taken during mid-pandemic. Finally, the Unified Communications system implemented as the pandemic hit was based on a pre-pandemic assumptions and use cases. Those needs are now different and incorrect—e.g., conference rooms technologies, leading pre-pandemic vendor mix, and prevalence of fixed deskside telephones. Staff is adjusting the long-term CIP plans for data, voice, and video to post-pandemic telecommunications needs.

Business Resilience, Disaster Recovery, and Preparedness— A major consideration as we invest in all programs and technologies is the need for business resilience and disaster recovery capabilities. This is based on Seattle's regional risk for natural and cyber disasters. Our reliance on technology and communications systems continues to grow and, while our capital investment projects deliver new functionalities, government services are critical infrastructure to the life and safety of the community. This extends to the tools, systems, and information used by City employees— from Priority 1 responders, to line crews, to the Mayor and City Council. The costs that come when planning that work are balanced into capital investment projects based on risk. As we continue to plan our capital program, we will need to account for a more robust disaster recovery investment or be prepared to accept the risks.

IT Strategic Planning and Lifecycle Management— Planning the City's IT investments strategically allows the City to maximize its capabilities for best amount of funding; avoid competing investments, staffing, and systems; and minimize risks and failures. The rate of change and sales forces in technology feed a natural appetite to buy many solutions that do not connect and that cause interoperability and spending problems in large organizations.

Seattle IT will be working with City departments to rationalize the City technology portfolio, set the software strategy for forward direction (on-premise, platform-based development, COTS/SaaS), and to sweep deprecated technologies, over the next two years. In parallel, the IT service catalog must be updated to narrow and/or bring to current version the myriad solutions in the City. For some software solutions, they aren't secure and must be mitigated. For others, better software solutions are available at better costs.

Privacy and Public Records Management— The City is confronted with the challenge of preserving the privacy of members of the public who interact with the City and the requirements for transparency and disclosure outlined in the State of Washington's Public Records Act. The City collects and uses a vast and

expanding amount of data on a regular basis. It is necessary that the City minimize the number of platforms and services that collect public data, be mindful and intentional about the amount of data collected, and be consistent about retaining that data in repositories that can be accessed and searched in response to public records requests. The proliferation of data sources and repositories requires a constant evolution in the training and tooling used by Public Disclosure Officers, and requires all City employees to understand the City's commitments to data privacy and public records.

Future Projects/What is on the Horizon

Seattle IT has identified several initiatives and issues which will need to be addressed at some point in the future.

Infrastructure Systems Direction— Seattle IT's CIP contains sufficient funding to cover routine replacement of core infrastructure— e.g., switches, mid-range servers, etc. Occasionally, larger value, intermittent replacements require additional funding.

Seattle IT staff are working on three horizontal strategic and tactical decisions for the City: (1) possible unification of the systems and storage stack with the advent of mixed on-premise, hyperconverged, and serverless technologies; (2) setting the City's converged direction on its systems architecture and standard with industry changes in virtualization licensing; and (3) the City's approach to multi-cloud architecture, optimization, and spend for the next five years. The shift from capital to operating spend will require a new cost allocation model to correctly manage use and spend, along with how Seattle IT can best optimize the City's costs and value.

Major System Replacements— Seattle IT became responsible for planning and managing the lifecycles of the City's major business systems with IT consolidation. However, there is no long-term replacement sinking fund for this purpose. Replacement and upgrades for systems owned and operating by Seattle Public Utilities and Seattle City Light are generally funded out of the utilities' CIPs with Seattle IT acting as the service provider. Other major business systems lack sufficient financial capacity. Seattle IT will evaluate and propose possible models for starting a technology replacements sinking fund.

800 MHz Radio Network Program

Project No:	MC-IT-C3550	BSL Code:	BC-IT-C0700
Project Type:	Ongoing	BSL Name:	Capital Improvement Projects
Project Category:	New Investment	Location:	700 5th Ave / Various
Current Project Stage:	N/A	Council District:	Council District 3
Start/End Date:	N/A	Neighborhood District:	Downtown
Total Project Cost:	N/A	Urban Village:	Downtown

This project funds the upgrades and replacement of software and hardware for the City of Seattle's portion of the King County Regional 800 MHz radio system. The 800 MHz radio system provides the communication infrastructure required for public safety operations such as 911, Medic One, Fire and Police.

Resources	LTD Actuals	2024 Revised	2025	2026	2027	2028	2029	2030	Total
Internal Service Fees and Allocations, Outside Funding Partners	23,456	1,640	-	-	-	-	-	-	25,096
Total:	23,456	1,640	-	-	-	-	-	-	25,096
Fund Appropriations / Allocations *	LTD Actuals	2024 Revised	2025	2026	2027	2028	2029	2030	Total
Information Technology Fund	23,456	1,640	-	-	-	-	-	-	25,096
Total:	23,456	1,640	-	-	-	-	-	-	25,096

O&M Impacts: This CIP project represents ongoing capital purchases to support our operating shared services projects. Ongoing impacts are built into Seattle IT's budget.

Applications Development - Public Safety

Project No:	MC-IT-C6307	BSL Code:	BC-IT-C0700
Project Type:	Ongoing	BSL Name:	Capital Improvement Projects
Project Category:	New Investment	Location:	700 5th AVE
Current Project Stage:	N/A	Council District:	Council District 3
Start/End Date:	N/A	Neighborhood District:	Downtown
Total Project Cost:	N/A	Urban Village:	Downtown

This project provides funds to develop and implement software applications used by the Seattle Police Department (SPD) and the Seattle Fire Department (SFD). The applications will improve personnel oversight and deployment, in addition to enhancing the accessibility and quality of SPD and SFD data. These applications will support ongoing efforts to achieve improved transparency and compliance.

Resources	LTD Actuals	2024 Revised	2025	2026	2027	2028	2029	2030	Total
General Fund	-	-	-	-	-	-	-	-	-
Internal Service Fees and Allocations, Outside Funding Partners	7,128	3,735	1,905	-	-	-	-	-	12,769
LTGO Bond Proceeds	1,911	-	-	-	-	-	-	-	1,911
Total:	9,039	3,735	1,905	-	-	-	-	-	14,680
Fund Appropriations / Allocations *	LTD Actuals	2024 Revised	2025	2026	2027	2028	2029	2030	Total
Information Technology Fund	9,039	3,735	1,905	-	-	-	-	-	14,680
Total:	9,039	3,735	1,905	-	-	-	-	-	14,680

O&M Impacts: This CIP project represents multiple projects on behalf of Seattle Police Department and Seattle Fire Department. Each of these projects has their own ongoing impacts.

Computing Services Architecture

Project No:	MC-IT-C3201	BSL Code:	BC-IT-C0700
Project Type:	Ongoing	BSL Name:	Capital Improvement Projects
Project Category:	New Investment	Location:	700 5th AVE
Current Project Stage:	N/A	Council District:	Council District 3
Start/End Date:	N/A	Neighborhood District:	Downtown
Total Project Cost:	N/A	Urban Village:	Downtown

This ongoing project funds the regular replacement of and major maintenance of software, computing and storage systems on behalf of City departments by Seattle IT.

Resources	LTD Actuals	2024 Revised	2025	2026	2027	2028	2029	2030	Total
Internal Service Fees and Allocations, Outside Funding Partners	21,382	7,093	1,740	2,550	2,550	4,040	1,164	2,028	42,547
LTGO Bond Proceeds	14,229	6,168	4,620	4,295	5,700	5,610	4,706	3,644	48,972
Total:	35,611	13,261	6,360	6,845	8,250	9,650	5,870	5,672	91,520
Fund Appropriations / Allocations *	LTD Actuals	2024 Revised	2025	2026	2027	2028	2029	2030	Total
Information Technology Fund	35,611	13,261	6,360	6,845	8,250	9,650	5,870	5,672	91,520
Total:	35,611	13,261	6,360	6,845	8,250	9,650	5,870	5,672	91,520

O&M Impacts: This CIP project represents ongoing capital purchases to support our operating shared services projects. Ongoing impacts are built into Seattle IT's budget.

Criminal Justice Information System Projects

Project No:	MC-IT-C6304	BSL Code:	BC-IT-C0700
Project Type:	Discrete	BSL Name:	Capital Improvement Projects
Project Category:	New Investment	Location:	700 5th AVE
Current Project Stage:	Stage 5 - Execution (IT Only)	Council District:	Council District 3
Start/End Date:	2016 - 2025	Neighborhood District:	Downtown
Total Project Cost:	\$61,521	Urban Village:	Downtown

This project provides funds to plan and implement upgrades to the City's Criminal Justice Information Systems. This project was previously named the Municipal Court Information System (MCIS) Replacement project. The project was renamed in 2018 to more accurately reflect efforts beyond MCIS replacement.

Resources	LTD Actuals	2024 Revised	2025	2026	2027	2028	2029	2030	Total
General Fund	704	1,806	-	-	-	-	-	-	2,510
Internal Service Fees and Allocations, Outside Funding Partners	-	-	-	-	-	-	-	-	-
LTGO Bond Proceeds	52,938	6,073	-	-	-	-	-	-	59,011
Total:	53,642	7,879	-	-	-	-	-	-	61,521
Fund Appropriations / Allocations *	LTD Actuals	2024 Revised	2025	2026	2027	2028	2029	2030	Total
Information Technology Fund	53,642	7,879	-	-	-	-	-	-	61,521
Total:	53,642	7,879	-	-	-	-	-	-	61,521

O&M Impacts: Ongoing operation and maintenance of these systems will be owned by Seattle Municipal Courts and the City Attorney's Office.

Data and Telephone Infrastructure

Project No:	MC-IT-C3500	BSL Code:	BC-IT-C0700
Project Type:	Ongoing	BSL Name:	Capital Improvement Projects
Project Category:	New Investment	Location:	700 5th Ave/Various
Current Project Stage:	N/A	Council District:	Council District 3
Start/End Date:	N/A	Neighborhood District:	Downtown
Total Project Cost:	N/A	Urban Village:	Downtown

This ongoing project provides funds to maintain, replace, and upgrade software and major hardware for the City's data and telephone switching systems.

Resources	LTD Actuals	2024 Revised	2025	2026	2027	2028	2029	2030	Total
Internal Service Fees and Allocations, Outside Funding Partners	33,721	5,467	1,535	1,581	1,010	420	400	913	45,047
LTGO Bond Proceeds	35,180	9,671	4,575	1,654	1,200	2,800	1,800	3,250	60,130
Total:	68,901	15,139	6,110	3,235	2,210	3,220	2,200	4,163	105,178
Fund Appropriations / Allocations *	LTD Actuals	2024 Revised	2025	2026	2027	2028	2029	2030	Total
Information Technology Fund	68,901	15,139	6,110	3,235	2,210	3,220	2,200	4,163	105,178
Total:	68,901	15,139	6,110	3,235	2,210	3,220	2,200	4,163	105,178

O&M Impacts: This CIP project represents ongoing capital purchases to support our operating shared services projects. Ongoing impacts are built into Seattle IT's budget.

ECM Upgrade

Project No:	MC-IT-C9302	BSL Code:	BC-IT-C0700
Project Type:	Discrete	BSL Name:	Capital Improvement Projects
Project Category:	New Investment	Location:	700 5th Ave
Current Project Stage:	Stage 2 - Initiation, Project Definition, & Planning	Council District:	
Start/End Date:	2025 - 2027	Neighborhood District:	Downtown
Total Project Cost:	\$5,605	Urban Village:	Downtown

This project provides funds to upgrade or migrate the Oracle Enterprise Content Management (ECM) platforms to the cloud. The migration to the cloud will bring the City's ECM platforms into compliance and will enhance accessibility and availability of critical systems hosted on these platforms.

Resources	LTD Actuals	2024 Revised	2025	2026	2027	2028	2029	2030	Total
Internal Service Fees and Allocations, Outside Funding Partners	-	-	1,758	2,572	1,275	-	-	-	5,605
Total:	-	-	1,758	2,572	1,275	-	-	-	5,605
Fund Appropriations / Allocations *	LTD Actuals	2024 Revised	2025	2026	2027	2028	2029	2030	Total
Information Technology Fund	-	-	1,758	2,572	1,275	-	-	-	5,605
Total:	-	-	1,758	2,572	1,275	-	-	-	5,605

O&M Impacts: Ongoing costs are built into Seattle IT's operating budget.

Fiber-Optic Communication Installation and Maintenance

Project No:	MC-IT-C3600	BSL Code:	BC-IT-C0700
Project Type:	Ongoing	BSL Name:	Capital Improvement Projects
Project Category:	New Investment	Location:	VARIOUS
Current Project Stage:	N/A	Council District:	Council District 3
Start/End Date:	N/A	Neighborhood District:	Downtown
Total Project Cost:	N/A	Urban Village:	Downtown

This ongoing project provides for the installation and maintenance of a high-speed fiber-optic communication network for the City and its external fiber partners. The fiber network includes, but is not limited to, sites such as libraries, public schools, fire and police stations, community centers, and other City facilities.

Resources	LTD Actuals	2024 Revised	2025	2026	2027	2028	2029	2030	Total
Internal Service Fees and Allocations, Outside Funding Partners	51,160	12,425	4,843	4,988	5,137	5,292	5,450	5,614	94,909
Total:	51,160	12,425	4,843	4,988	5,137	5,292	5,450	5,614	94,909
Fund Appropriations / Allocations *	LTD Actuals	2024 Revised	2025	2026	2027	2028	2029	2030	Total
Information Technology Fund	51,160	12,425	4,843	4,988	5,137	5,292	5,450	5,614	94,909
Total:	51,160	12,425	4,843	4,988	5,137	5,292	5,450	5,614	94,909

O&M Impacts: This CIP project represents ongoing capital purchases to support our operating shared services projects. Ongoing impacts are built into Seattle IT's budget.

Permit System Integration

Project No:	MC-IT-C6305	BSL Code:	BC-IT-C0700
Project Type:	Discrete	BSL Name:	Capital Improvement Projects
Project Category:	New Investment	Location:	700 5th AVE
Current Project Stage:	Stage 5 - Execution (IT Only)	Council District:	Council District 3
Start/End Date:	2017 - 2024	Neighborhood District:	Downtown
Total Project Cost:	\$6,952	Urban Village:	Downtown

This project provides funding to develop, implement, support a cross-department platform for the City’s regulatory oversight. The platform will provide internal and external stakeholders with streamlined processes and accessibility. In addition, the project seeks to automate labor-intensive processes while establishing tracking and reporting of performance metrics.

Resources	LTD Actuals	2024 Revised	2025	2026	2027	2028	2029	2030	Total
General Fund	-	-	-	-	-	-	-	-	-
Internal Service Fees and Allocations, Outside Funding Partners	5,924	-	-	-	-	-	-	-	5,924
Total:	5,924	-	-	-	-	-	-	-	5,924
Fund Appropriations / Allocations *	LTD Actuals	2024 Revised	2025	2026	2027	2028	2029	2030	Total
Information Technology Fund	5,924	-	-	-	-	-	-	-	5,924
Total:	5,924	-	-	-	-	-	-	-	5,924

O&M Impacts: Ongoing costs are built into Seattle IT's operating budget.

Public Safety Tech Equipment

Project No:	MC-IT-C9301	BSL Code:	BC-IT-C0700
Project Type:	Discrete	BSL Name:	Capital Improvement Projects
Project Category:	New Investment	Location:	700 5th Ave
Current Project Stage:	Stage 5 - Execution (IT Only)	Council District:	Council District 3
Start/End Date:	2019 - 2024	Neighborhood District:	Downtown
Total Project Cost:	\$6,083	Urban Village:	Downtown

This project provides funds to maintain, replace, and upgrade technology equipment for the City's public safety departments.

Resources	LTD Actuals	2024 Revised	2025	2026	2027	2028	2029	2030	Total
Internal Service Fees and Allocations, Outside Funding Partners	1,488	12	-	-	-	-	-	-	1,500
LTGO Bond Proceeds	4,561	22	-	-	-	-	-	-	4,583
Total:	6,049	35	-	-	-	-	-	-	6,083
Fund Appropriations / Allocations *	LTD Actuals	2024 Revised	2025	2026	2027	2028	2029	2030	Total
Information Technology Fund	6,049	35	-	-	-	-	-	-	6,083
Total:	6,049	35	-	-	-	-	-	-	6,083

O&M Impacts: N/A.

Seattle Channel Maintenance and Upgrade

Project No:	MC-IT-C4400	BSL Code:	BC-IT-C0700
Project Type:	Ongoing	BSL Name:	Capital Improvement Projects
Project Category:	New Investment	Location:	600 4th AVE
Current Project Stage:	N/A	Council District:	Council District 7
Start/End Date:	N/A	Neighborhood District:	Downtown
Total Project Cost:	N/A	Urban Village:	Downtown

This ongoing project provides funds to maintain, replace, and upgrade the cablecasting and production systems for the Seattle Channel.

Resources	LTD Actuals	2024 Revised	2025	2026	2027	2028	2029	2030	Total
Internal Service Fees and Allocations, Outside Funding Partners	4,113	574	-	-	-	-	-	-	4,687
Total:	4,113	574	-	-	-	-	-	-	4,687
Fund Appropriations / Allocations *	LTD Actuals	2024 Revised	2025	2026	2027	2028	2029	2030	Total
Information Technology Fund	4,113	574	-	-	-	-	-	-	4,687
Total:	4,113	574	-	-	-	-	-	-	4,687

O&M Impacts: This CIP project represents ongoing capital purchases to support our operating shared services projects. Ongoing impacts are built into Seattle IT's budget.

Seattle Municipal Tower Remodel - IT

Project No:	MC-IT-C9501	BSL Code:	BC-IT-C0700
Project Type:	Discrete	BSL Name:	Capital Improvement Projects
Project Category:	Improved Facility	Location:	700 5th AVE
Current Project Stage:	Stage 5 - Execution (IT Only)	Council District:	Council District 3
Start/End Date:	2016 - 2025	Neighborhood District:	Downtown
Total Project Cost:	\$15,454	Urban Village:	Downtown

This project continues a multi-year CIP program to acquire, renovate, and expand space for the consolidated Seattle IT department.

Resources	LTD Actuals	2024 Revised	2025	2026	2027	2028	2029	2030	Total
Internal Service Fees and Allocations, Outside Funding Partners	5,068	1,113	-	-	-	-	-	-	6,181
LTGO Bond Proceeds	6,913	887	-	-	-	-	-	-	7,800
Use of Fund Balance	708	765	-	-	-	-	-	-	1,473
Total:	12,690	2,764	-	-	-	-	-	-	15,454
Fund Appropriations / Allocations *	LTD Actuals	2024 Revised	2025	2026	2027	2028	2029	2030	Total
Information Technology Fund	12,690	2,764	-	-	-	-	-	-	15,454
Total:	12,690	2,764	-	-	-	-	-	-	15,454

O&M Impacts: N/A

Appendices

Appendix A: New or Expanded Capital Facilities

Seattle Center				
Project ID	Project Name	Project Description	Location	2025 Budget*
MC-SC-S9505	Memorial Stadium Redevelopment	<p>The 77-year-old Memorial Stadium is owned by Seattle Public Schools (SPS) on land deeded by the City and is outdated, deteriorated, and in need of redevelopment. The Seattle Public Schools Building Technology Academics & Athletics (BTA V) levy approved by Seattle voters in February 2022 contains \$66.5 million for a basic student athletic stadium. Under a letter of intent signed by SPS and the City in October 2021 and a November 2022 Memorandum of Agreement, the School District and City are collaborating on a plan for a new enhanced stadium. The new facility will transform the heart of Seattle Center with a state-of-the-art stadium that will serve SPS' needs for athletic events and graduations and be a major civic venue for arts, cultural, sports, and community events.</p> <p>In June 2023 following a Request For Proposals, the Mayor and School Superintendent agreed to enter into negotiations with One Roof Stadium Partnership (One Roof) to jointly develop an enhanced stadium. In 2024, Seattle Center, SPS and One Roof reached an important milestone by aligning on key project terms. In addition to the \$66.5 million SPS levy money and \$3.95 million from the State capital budget, Seattle Center's Proposed 2025-2030 CIP includes the balance of the City's planned \$40 million contribution to the Memorial Stadium Redevelopment. One Roof will be responsible for private fundraising to generate the additional funding to complete the project. The City's funding needed to start construction in 2025 has been identified through a proposed interfund loan necessary to be able to complete negotiations for the new stadium and formalize commitments to advance the project. The SPS Board of Directors, Mayor, and the City Council are anticipated to review and approve implementing agreements by the end of 2024. The new stadium is expected to be complete by the end of 2027. The Executive will create legislation to authorize a second interfund loan in 2026 to address any cashflow requirements of the project. The interfund loan authorized in 2026 will be repaid with 2027 bond proceeds.</p>	401 5th Ave N.	\$ 9,000

Seattle City Light				
Project ID	Project Name	Project Description	Location	2025 Budget (000s)
MC-CL-XB6351	Boundary Powerhouse - Unit 51 Generator Rebuild	This project provides the rewinding and refurbishing of the Unit 51 generator to extend its useful life, which is part of a programmatic series of projects to maintain the Utility's aging generators. It also replaces the carbon dioxide fire-suppression system with a water sprinkler system to enhance worker safety. If technology is sufficiently advanced, it may also include a rotor-mounted scanner or other diagnostic equipment.	10382 Boundary Rd, Metaline, WA 99153	\$ 500

*Amounts in thousands of dollars.

Appendix A: New or Expanded Capital Facilities

MC-CL- XB6353	Boundary Powerhouse - Unit 54 Generator Rebuild	This project provides rewinding and refurbishing of the Boundary Powerhouse Unit 54 generator and upgrades the fire-suppression system. Work may also include mechanical upgrades or installations of seal rings, wicket gates, and diagnostic equipment. This programmatic maintenance helps extend the useful life of the generator.	10382 Boundary Rd, Metaline, WA 99153	\$ 1,426
MC-CL- XB6493	Boundary Powerhouse Generator Step-up Transformer Replacement	This project replaces six existing step-up transformers at Boundary Dam and funds the purchase of a seventh transformer to keep as a spare in inventory due to long lead times for these specialized parts. This project helps avoid prolonged loss of generation due to forced outage.	10382 Boundary Rd, Metaline, WA 99153	\$ 500
MC-CL- XB6535	Boundary Powerhouse - Unit 52 Generator Rebuild	This project provides rewinding and refurbishing of the Boundary Powerhouse Unit 52 generator and upgrades its fire-suppression system. Work may also include mechanical upgrades or installations of seal rings, wicket gates, and diagnostic equipment. This programmatic maintenance helps extend the useful life of the generator.	Boundary Rd, Metaline, WA 99153	\$ 13,454
MC-CL- XB6566	Boundary - DC Battery System & Charge Modernization	This project replaces the multiple existing DC battery systems at Boundary.	Boundary Rd, Metaline, WA 99153	\$ 818
MC-CL- XB6627	Boundary Station Service Transformer Replacement	This project replaces two aging station service transformers at Boundary. It is assumed that they will be specified and procured together but installed in two sequential years. Station service transformers provide power to the powerhouse, dam and service area. It is likely that the rating of the transformers will need to be increased to accommodate load increases associated with the addition of new circuits in the powerhouse for automation, controls and machine monitoring.	Boundary Rd, Metaline, WA 99153	\$ 4,286
MC-CL- XC6573	Cedar Falls Substation & Bank 6 Replacement	This project replaces the 60-year-old Bank 6 power step up transformer at Cedar Falls. Bank 6 provides the connection between Cedar Falls Generating Units 5 and 6 and the transmission system. The transformer is approaching the end of its useful life and the goal of this project is to replace it during a planned outage before it fails.	Cedar Falls	\$ 524
MC-CL- XF9238	Solar Microgrid for Resilience	This project provides construction of an islandable microgrid located at a City of Seattle designated emergency shelter such as a community center, where a solar photovoltaic (PV) system coupled with an appropriately-sized battery energy storage system will be installed. The project provides backup power to support critical emergency facilities and services during extended power outages when electricity distribution facilities are down due to a catastrophic event, such as an earthquake, severe windstorm (or associated flooding), fire or landslide. The Washington State Dept. of Commerce will grant the utility approximately half of the funding to cover the costs for this project.	TBD	\$ 102
MC-CL- XS6307	Newhalem Creek Hydroelectric Project Decommissioning	This project funds the decommissioning of the Newhalem Creek Hydroelectric Project. This project comprises coordination with the Federal Energy Regulatory Commission (FERC) and intervenors in the process to surrender the license for the Newhalem Creek Hydroelectric Project, as well the planning, design, and decommissioning of the facilities.	500 Newhalem Creek Rd, Marblemo unt, WA 98267	\$ 1,287

*Amounts in thousands of dollars.

Appendix A: New or Expanded Capital Facilities

MC-CL- XS6373	Ross Dam - AC/DC Distribution System Upgrade	This project upgrades aging AC electrical distribution system at Ross Dam with a new electrical distribution system. It installs conduit, ducting, distribution panels and wire. It improves the 4 kV system, improves lighting, and provides improvements on top of the dam including a center substation room, emergency generator, valve houses, and a 130-volt battery bank. New conduit and conductors improve reliability of spillgate operations and other dam operations requiring electric power. New electrical equipment, new lighting, and the addition of emergency lighting allow staff greater operational flexibility, safety, and efficiency.	Milepost 128 State Highway 20	\$ 2,545
MC-CL- XS6564	Ross - Exciters 41- 44	This project replaces the excitation systems for the four Ross generating units.	Ross Powehouse	\$ 187
MC-CL- XS6639	Gorge Crane Rehabilitation	This project refurbishes or replaces mechanical and electrical systems for the Gorge powerhouse cranes and will provide safety upgrades to comply with current code. The Gorge powerhouse crane has never undergone a major refurbishment. The three Gorge generating units are planned for overhauls within the next ten years, and will require a reliable crane. The crane control system is being modernized to allow for better control and accuracy.	Milepost 121 State Highway 20	\$ 6,612
MC-CL- XS6640	Gorge U21-24 overhauls	This project overhauls Gorge units 21 - 24. The final scope of work will be determined during project chartering, but is expected to include replacing the stator winding, stator core, and excitation system. Refurbishment is expected for rotor components and other mechanical components. Planning is currently forecast to start in 2022 which would mean construction on the first unit would likely begin in 2025.	Milepost 121 State Highway 20	\$ 122
MC-CL- YR8322	Dallas Ave. 26 kV Crossing	This project reinstalls two 26kV feeders across the Duwamish River. This crossing backs up the Cambridge Corridor Crossing, providing redundant power supply to the area along East Marginal Way South. The area has many large industrial accounts.	Dallas Ave S	\$ 2,936
MC-CL- YS7756	Interbay Substation - Development	This project plans, designs, and constructs a 26 kV substation in the Interbay area. This project installs 2-100 MVA transformers into a facility large enough to accommodate a third transformer at the site if required in the future. The project adds to the distribution network and provides a new path for power to the area. It provides assurance to the developers who are interested in projects in the South Lake Union district that City Light will be able to serve their needs reliably.	17th Ave West	\$ 91
MC-CL- YT7125	Denny Substation Transmission Lines	This project provides work associated with the design and construction of new transmission lines to support the new Denny Substation. This expansion would divide the existing Pine to Broad Street transmission line into two transmission lines to improve system reliability and resiliency.	System Wide	\$ 153
MC-CL- YT8461	Transmission Line Inductor Installation	This project addresses the issue of increased electric transmission congestion load growth in the Puget Sound Area. The project funds the installation of inductors or phase shifting transformers which curtail the flow of power through the Seattle area, while improving customer and asset strengths and maintaining reliability.	System Wide	\$ 104
MC-CL- ZL8481	Seattle Waterfront Streetlight Installation	This project funds new streetlights in the Seattle Waterfront area. The redevelopment of the Seattle Waterfront follows the Alaskan Way Viaduct replacement and is led by the Office of the Waterfront.	1312 Western AVE	\$ 197

*Amounts in thousands of dollars.

Appendix A: New or Expanded Capital Facilities

MC-CL-ZT8307	Alaskan Way Viaduct and Seawall Replacement - Utility Relocations	This project provides relocation of electric distribution infrastructure associated with the replacement of the Alaskan Way Viaduct and improvements to the Seawall and Central Waterfront.	SR 99 / Battery St	\$	43
MC-CL-ZT8435	State Route 520 Bridge Relocations	This project provides relocation and installation of power service infrastructure, such as feeder extensions, to support WSDOT's replacement of the State Route 520 Bridge from Montlake to I-5. This project is projected to be fully reimbursable by WSDOT.	SR 520 / Lake Washington	\$	411
MC-CL-ZT8471	Sound Transit Lynnwood - City Light	This project supports Sound Transit's Lynnwood Link, which will extend from the Northgate Transit Center at 5th Ave NE & NE 100th Street to our service area boundary at NE 200th Street, near the I-5 Right of Way. This project will include 100 blocks of relocations, a significant fraction of which will convert lines from overhead to underground. The project will install two feeders for each of the light rail line's traction power stations and upgrade the radial system's capacity where needed to serve the new load. The low and medium power service connections for the line's stations will be handled through the existing service projects.	City Wide	\$	3

Seattle Department of Transportation

Project ID	Project Name	Project Description	Location	2025 Budget (000s)
MC-TR-C013	RapidRide J Line	This project will provide a high-quality transit service connecting Downtown Seattle with the neighborhoods of Belltown, South Lake Union, Eastlake, and University District. This project also includes protected bike lane, streetscape, intersection and traffic signal improvements and improving accessibility including ADA-compliant curb ramps. This project was formerly titled RapidRide Roosevelt.	VARIOUS	\$ 34,134
MC-TR-C030	Northgate Bridge and Cycle Track	This project will construct pedestrian and bicycle improvements to enhance access to the planned Sound Transit Light Rail station at Northgate. The improvements include a pedestrian and bike bridge over I-5 and a multi-use path along 1st Avenue NE; that was complete in 2021. The stream mitigation work will continue through 2025 and is currently in the construction phase.	Multiple	\$ 500
MC-TR-C072	Alaskan Way Main Corridor	This project designs and constructs the rebuilt Alaskan Way/Elliott Way surface streets and the adjoining pedestrian promenade along the Seattle waterfront following the demolition of the Alaskan Way Viaduct. The State of Washington has built a deep bore tunnel to replace the Alaskan Way Viaduct and has relocated State Route 99 into the tunnel. The City of Seattle is responsible for the Alaskan Way/Elliott Way surface street and the promenade. The project also includes replacement of and improvements to four key connections impacted by the Viaduct removal: Seneca Street, Columbia Street, and the Marion Street and Lenora Street pedestrian bridges. This project is part of the larger waterfront improvement program. Construction of these improvements began in 2019.	VARIOUS	\$ 7,713

*Amounts in thousands of dollars.

Appendix A: New or Expanded Capital Facilities

MC-TR-C073	Overlook Walk and East-West Connections Project	Removing the Alaskan Way Viaduct provides the opportunity for the City to improve key connections between the downtown core and the waterfront. The specific east/west streets targeted for improving connections include: Bell Street, King Street, Main Street, Pike Street, Pine Street, Railroad Way, Union Street, Washington Street, and Yesler Way. In addition to these east/west street connections, the waterfront improvement program also includes Overlook Walk, which will provide a pedestrian-oriented connection between the waterfront, the Aquarium and Pike Place Market with ADA access, views, and public open spaces. This project is part of the overall waterfront improvement program. This project includes funding from the Waterfront Local Improvement District.	Multiple	\$ 3,000
MC-TR-C079	Route 40 Transit-Plus Multimodal Corridor	This project will design and construct transit speed and reliability improvements and upgraded bus stop passenger facilities. Improvements to the route, which connects Downtown, South Lake Union, Fremont, Ballard, and Northgate, will support conversion to RapidRide service by partner agency King County Metro.	Various	\$ 1,752
MC-TR-C087	SR-520 Project	This project provides policy, planning, and technical analysis support to the Washington Department of Transportation's SR-520 project. This regional project includes the replacement of the SR-520 bridge with a six-lane bridge, new freeway interchanges at Montlake Boulevard and Lake Washington Boulevard, and other improvements.	SR-520	\$ 1,641
MC-TR-C088	Sound Transit 3	This program funds the City of Seattle's support for and coordination with Sound Transit on the West Seattle and Ballard Link Extensions. Work includes review of planning, environmental, and design materials, as well as permit review for the projects.	VARIOUS	\$ 8,653
MC-TR-C090	Heavy Haul Network Program - East Marginal Way	This program supports freight mobility by funding roadway improvements on the Heavy Haul Network (Ordinance 124890) to meet the needs of freight transported on our streets between Port facilities, rail yards, and industrial businesses. The initial project under this Program is the E Marginal Way Corridor Improvement project, which will be a multi-phase project. Phase I constructs a separated bicycle/pedestrian facility between S Atlantic St and Spokane St. Phase II includes roadway reconstruction, signal and ITS enhancements and safety measures to reduce conflicts between freight and non-motorized users. The Port of Seattle, through Memorandum of Understanding, is to provide partnership funding.	E Marginal WAY	\$ 4,500
MC-TR-C118	Aurora Avenue North Safety Improvements	Note: The project title changed from "Heavy Haul Network Program" to "Heavy Haul Network Program - East Marginal Way" This project will design and construct improvements along the Aurora Avenue North corridor. This project seeks to improve safety, mobility, and accessibility for all travelers. Improvements may include new sidewalks, transit improvements, medians/access management, lighting, signalized crossings, and potential roadway channelization changes.	Aurora Avenue North	\$ 5,568
MC-TR-C123	NE 130th St/NE 125th Corridor Improvements	This project will establish an east-west multimodal corridor to connect people to the future NE 130th St light rail station by implementing transit reliability, safety, access, bus stop amenities, and pedestrian and bicycle improvements. The project area includes NE 130th St from approximately 1st Ave NE to 5th Ave NE including the NE 130th St I-5 overpass, Roosevelt Way NE from 130th St to 10th Ave NE, and NE 125th St from 10th Ave NE to Lake City Way NE.	(blank)	\$ 5,880

*Amounts in thousands of dollars.

Appendix A: New or Expanded Capital Facilities

MC-TR-C124	Revive I-5 Project Support	"Revive I-5: Preserving a Vital Freeway" is a State of Washington project with dozens of preservation projects planned to revive Interstate 5 in King and Snohomish counties. The State's Revive I-5 projects will include pavement repair and full replacement, expansion joints, and seismic work to strengthen bridges against earthquakes. The City of Seattle will support the State's efforts by installing transit priority measures and other operational improvements on City streets, that may include dedicated bus priority lanes, new signal improvements and communication systems. The City will also support this effort with commute trip reduction programs, real-time support for signal timing changes, transportation operations monitoring, and communication of real-time traffic conditions and incident response.	Citywide	\$ 550
MC-TR-C125	Safe Streets and Roads for All	This project will design and construct a variety of proven countermeasures that are heavily concentrated in our most disadvantaged and disinvested communities. The project focuses on high-impact safety improvements such as an upgraded bicycle facility, sidewalks, leading pedestrian intervals, upgraded ADA ramps, accessible pedestrian push button signals, marked crosswalks, and traffic calming tools like speed cushions.	Citywide	\$ 10,017

Seattle Parks and Recreation

Project ID	Project Name	Project Description	Location	2025 Budget (000s)
MC-PR-21005	Smith Cove Park Development	This project develops a portion of Smith Cove Park located just west of Pier 91 on Elliott Bay. The park will be developed based on a planning and design process for the site that took place in 2016. The project will include renovation to the playfield and development of a new off-leash area; picnic area, and related work primarily on the west side of the park. The improved park will provide waterfront access and ADA accessibility, provide enhanced opportunities for active recreation, and make the park inviting and usable for more people.	W Galer ST	\$ 1,000
MC-PR-41040	Lake City Community Center Redevelopment	This project will replace the current Lake City Community Center with a new facility and perform other related work. The new Lake City Community Center will be more accessible for all users and include improved recreation spaces. The project began with a feasibility study that identified the probable costs associated with a variety of options such as underground parking, gym size, possible childcare rooms and facilities, and number of floors and other recreation spaces.	12531 28th Avenue NE	\$ 2,163
MC-PR-41071	Green Lake Community Center & Evans Pool Substantial Alteration	This project will provide a comprehensive renovation of Green Lake Community Center and Evans pool to extend the life of the facility and update it to meet current programming needs, building code compliance, standards, and other related items.	7201 E Green Lake DR N	\$ 521
MC-PR-41072	West Queen Anne Playfield Conversion	This project will improve playability and increase year-round athletic field capacity at West Queen Anne Playfield. The existing natural turf field will be replaced with a synthetic field, and paths will be re-paved to improve accessibility, along with related work. The new	1901 1st AVE W	\$ 1,336

*Amounts in thousands of dollars.

Appendix A: New or Expanded Capital Facilities

synthetic turf field will expand capacity and play-time in an area of the city with few synthetic turf athletic fields.

MC-PR-41074	Soundview Athletic Field Conversion	This project funds construction for a renovated west athletic field at Soundview Playfield. The existing grass playfield will be converted to synthetic turf. Athletic field lighting and on-site storm water retention facilities will be installed and pathways and dugouts will be renovated to improve access for people of all abilities.	1590 NW 90th St	\$ 6,173
MC-PR-41075	Carkeek Park Bridge Replacement Project	This project replaces and removes the existing pedestrian bridge that provides access to the beach at Carkeek Park and other related items. Examples of work include but are not limited to installing new bridge foundations, columns, and decking, improvements to the parking lot and walkways to ensure accessibility, and repair of parking lots and roadways that may be impacted by construction traffic.	950 NW Carkeek Park Road	\$ 2,704
MC-PR-41076	Amy Yee Tennis Center Renovation	This project provides building envelope and structural upgrades to stabilize Amy Yee Tennis Center. Examples of work includes re-roofing, insulation, structural upgrades, and addressing the building water penetration from the hillside. New court heating and ventilation and lighting replacement would also be implemented if budget allows, in addition to other interior renovations as identified in the 2019 feasibility study. These improvements would greatly improve the playing experience at the center and reduce the risk of additional deferred maintenance caused by the current roof and walls which have a number of known active leaks.	2000 Martin Luther King Jr. Way, S.	\$ 6,000

Seattle Public Utilities

Project ID	Project Name	Project Description	Location	2025 Budget (000s)
MC-SU-C1418	Reservoir Covering-Lake Forest	This project addresses the need for a new cover on Lake Forest Park Reservoir once it has reached the end of its useful life. The project will evaluate options for a new cover, including replacing the existing floating Hypolan cover with a similar design. A new cover will be designed and constructed to maintain and improve the water quality protection and security enhancement functions of the existing cover.	Lake Forest Park	\$ 6
MC-SU-C1419	Reservoir Covering-Bitter Lake	This project addresses the need for a new cover on Bitter Lake Reservoir once the existing floating cover has reached the end of its useful life. Replacing the existing structure with a new hard covered structure within the same footprint will be one of the options considered. A new cover will be designed and constructed to improve and maintain the water quality protection and security enhancement functions of the existing cover.	N 143rd St and Linden Ave N	\$ 820
MC-SU-C1607	Downstream Fish Habitat	This project provides protection and restoration of fish habitat along the lower Cedar River, below the City's municipal watershed boundary at the Landsburg Dam and includes both acquisition of habitat lands and habitat restoration on the main stem of the Cedar River. This project is a requirement of the Cedar River Habitat Conservation Plan (HCP).	Cedar River Watershed	\$ 500

*Amounts in thousands of dollars.

Appendix A: New or Expanded Capital Facilities

MC-SU-C2302	South Recycling Center	SPU postponed South Transfer Station phase construction and a smaller project is proceeding to complete cleanup work at the old South Park Landfill. SPU decided to postpone development plans (including the construction of the recycling facility) to allow a more holistic evaluation of future needs and job opportunities that best support our zero-waste vision. A recycling facility may still be included in the future plans, but partial development of the site at this time could severely limit what we can do in the future. The scope of the project has been reduced to only include the remediation of the South Park Landfill (required under a Consent Decree), minimal operational improvements, and a path along 5th Avenue to mitigate the street vacation at the new South Transfer Station. The reduced STS2 project will be designed during 2021-2022 and constructed in 2023.	8100 2nd AVE S	\$ 6,562
MC-SU-C2304	South Park Development	Future site development plans will happen over the next 5 years in a parallel process. This project studies, plans, designs and constructs remediation of the historic South Park Landfill site to minimize environmental impacts. SPU owns a portion of the site on which the landfill once operated, and was a historic operator of the landfill at one time. This project will meet the requirements of a Consent Decree with the Washington Department of Ecology for remediation of the historic South Park Landfill. This project is tied to the STS 2 project and some redesign of remedial elements will be required and along with the other scope changes mentioned previously, construction has been further delayed to 2026.	8100 2nd AVE S	\$ 1,840
MC-SU-C3614	Ship Canal Water Quality Project	The City of Seattle (the City) has prepared a comprehensive strategy, called The Plan to Protect Seattle's Waterways (the Plan) to reduce overflows and discharge of pollutants from combined sewers and the storm drain system. The City must control sewer discharges to protect public health, the environment, to comply with the Clean Water Act, the United States District Court Consent Decree, and State regulations. On May 29, 2015, the City submitted the plan to EPA and Ecology for approval. The largest project identified in the Plan is the Ship Canal Water Quality Project. This project is a joint project between SPU and King County to design and construct a storage tunnel to capture Combined Sewer Overflows for 5 SPU outfalls and two King County outfalls. The tunnel will be 2.7 miles long and run from Wallingford to Ballard. The tunnel will be approximately 18 feet in diameter and have a storage volume of about 30 million gallons. The purpose of the project is to bring all seven outfalls into compliance with the State's control standard of one untreated overflow per year per outfall on a 20-year moving average. Note all City/County funding allocations are for informational purposes, only. Actual resource allocations will be determined through ongoing project governance agreements and interagency coordination between the City and King County.	West Ship Canal	\$ 85,828

**Amounts in thousands of dollars.*

Appendix A: New or Expanded Capital Facilities

MC-SU-C3806	South Park Stormwater Program	This program constructs a pump station (PS), a water quality facility (WQF), and additional drainage conveyance in South Park. The PS will allow the existing storm drain outfall to drain the system when the tide is high and will support future drainage projects. The WQF will treat most stormwater flows from the basin, reducing pollutant loading to the Duwamish. Excessive flows will bypass the WQF and be pumped directly to the river. This program was formerly titled "South Park Pump Station."	698 S Riverside DR	\$ 7,242
MC-SU-C4102	Alaskan Way Viaduct & Seawall Replacement Program	This project relocates, replaces, and protects water infrastructure affected by the replacement of the Alaskan Way Viaduct and Seawall. This project encompasses many sub-projects which are collectively known as the Alaskan Way Viaduct and Seawall Replacement project (AWVSR project). The Washington State Department of Transportation (WSDOT) is the lead for the SR-99 replacement, while the City of Seattle is the lead on development of the waterfront public space, implementation of the new surface Alaskan Way, and design and construction of the seawall.	Various	\$ 192
MC-SU-C4130	Streetcar Related Projects	This project plans and relocates SPU assets that will be impacted by the SDOT-led First Hill Streetcar project and related streetcar projects, which will connect major employment centers on First Hill to the regional light rail system stations on Capitol Hill and in the International District. It is currently in the construction phase.	Various	\$ 4,412

**Amounts in thousands of dollars.*

Appendix B: Capital Projects passing the \$5 million threshold with the 2025 appropriations.

Seattle Center

Project ID:	MC-SC-S9505
Project Title:	Memorial Stadium Redevelopment
Location:	Seattle Center
2024 Proposed Budget:	9,000,000
Description:	<p>The 77-year-old Memorial Stadium is owned by Seattle Public Schools (SPS) on land deeded by the City and is outdated, deteriorated, and in need of redevelopment. The Seattle Public Schools Building Technology Academics & Athletics (BTA V) levy approved by Seattle voters in February 2022 contains \$66.5 million for a basic student athletic stadium. Under a letter of intent signed by SPS and the City in October 2021 and a November 2022 Memorandum of Agreement, the School District and City are collaborating on a plan for a new enhanced stadium. The new facility will transform the heart of Seattle Center with a state-of-the-art stadium that will serve SPS’ needs for athletic events and graduations and be a major civic venue for arts, cultural, sports, and community events.</p> <p>In June 2023 following a Request For Proposals, the Mayor and School Superintendent agreed to enter into negotiations with One Roof Stadium Partnership (One Roof) to jointly develop an enhanced stadium. In 2024, Seattle Center, SPS and One Roof reached an important milestone by aligning on key project terms. In addition to the \$66.5 million SPS levy money and \$3.95 million from the State capital budget, Seattle Center’s Proposed 2025-2030 CIP includes the balance of the City’s planned \$40 million contribution to the Memorial Stadium Redevelopment. One Roof will be responsible for private fundraising to generate the additional funding to complete the project. The City's funding needed to start construction in 2025 has been identified through a proposed interfund loan necessary to be able to complete negotiations for the new stadium and formalize commitments to advance the project. The SPS Board of Directors, Mayor, and the City Council are anticipated to review and approve implementing agreements by the end of 2024. The new stadium is expected to be complete by the end of 2027. The Executive will create legislation to authorize a second interfund loan in 2026 to address any cashflow requirements of the project. The interfund loan authorized in 2026 will be repaid with 2027 bond proceeds.</p>

1% for Art: A program administered by the Office of Arts and Culture (ARTS) that sets aside one percent of eligible City capital improvement project funds for the commission, purchase, and installation of artworks.

2000 Parks Levy (“Neighborhood Parks, Green Spaces, Trails, and Zoo Levy”): A \$198.2 million, eight-year levy lid lift passed by Seattle voters in November 2000. The levy is designed to fund more than 100 park, open space, and recreation projects throughout the city.

2008 Parks Levy (“Parks and Green Spaces Levy”): A \$145.5 million, six-year levy lid lift passed by Seattle voters in November 2008. The levy was designed to fund park and green space acquisition, capital expansion and renovation of parks, and park facilities throughout the city.

Americans with Disabilities Act (ADA): A comprehensive civil rights law for people with disabilities passed by the federal government in 1990.

Allocation: The expenditure amount planned for a project or service that requires additional legislative action, or “appropriation,” before expenditures are authorized.

Appropriation: A legal authorization granted by the City’s legislative authority (the City Council) to make expenditures and incur obligations for specific purposes.

Asset Preservation (also known as Major Maintenance): Capital improvement projects that involve major repairs or rehabilitation of existing City facilities.

Capital Improvement Program (CIP): Annual appropriations from specific funding sources are shown in the City’s budget for certain capital purposes, such as street improvements, building construction, and some types of facility maintenance. The CIP is a six-year allocation plan presented as a document separate from the Budget that details all projects, fund sources, and expenditure amounts including many multi-year projects that require funding beyond the one-year period of the annual Budget.

Capital Projects Funds: Funds with resources set aside to acquire or construct major capital facilities that allow the monitoring of revenues and expenditures of authorized voter approved and Councilmanic bonds and levies.

Capital Projects Passing the \$5 million threshold (Appendix B): Pursuant to the 1999 settlement agreement in *CLEAN, et. al v. City of Seattle*, the City has adopted policies regarding public notification when capital projects cross certain spending thresholds. Resolution 31203 updated those policies to require a list of all Capital Projects for which the City has cumulatively spent more than \$5 million with the adoption of the current annual Budget be published as an appendix to the Capital Improvement Program.

Community Development Block Grant (CDBG): An annual grant to Seattle and other local governments from the U.S. Department of Housing and Urban Development to support economic development projects, housing and services in low-income neighborhoods.

Comprehensive Drainage Plan: A Citywide drainage management program for capital improvements and ongoing maintenance. It establishes a monitoring program and identifies measures to control flooding and pollution, such as regulatory controls and public education.

Cumulative Reserve Fund (CRF): A source of ongoing local funding to support capital projects in general government departments. The CRF consists of two accounts: The Capital Projects Account and the Revenue Stabilization Account. The Capital Projects Account has three Funds: REET I Capital Projects Fund, REET II Capital Projects Fund, and the Unrestricted Cumulative Reserve Fund.

Design Build Operate (DBO): A non-conventional approach to implementation of major capital projects, wherein a single vendor is responsible for design, construction, and long-term operation of a facility.

Debt Service: Annual principal and interest payments that local government owes on money that it has borrowed.

Endangered Species Act (ESA): Legislation passed by the federal government in 1973 to conserve the ecosystems upon which endangered species depend upon and to conserve and recover listed species.

Fire Facilities and Emergency Response Levy: A \$167 million, eight-year levy lid lift, approved by voters in November 2003. The Levy includes funds for more than 40 projects to upgrade, renovate, or replace most of the City's fire stations, construct new support facilities for the Fire Department, construct a new Emergency Operations Center and Fire Alarm Center, procure two new fireboats and rehabilitate an existing one.

Fund Balance: The difference between the assets and liabilities of a fund. This incorporates the difference between the revenues and expenditures each year.

General Fund: A central fund into which most of the City's general tax revenues and discretionary resources are pooled and allocated to support many of the operations of City government. General Fund dollars appear in the CIP in two places: the General Fund contribution to the Cumulative Reserve Fund (if any) and appropriations to capital projects from a department's operating budget.

Geographic Information System (GIS): A tool that enables users to analyze and understand the spatial relationships among things that exist and occur in a location. The results of geographic analysis can be communicated with maps and/or reports.

Growth Management Act (GMA): Passed by the state legislature in 1990, the Growth Management Act encourages strategic land use planning and provides protection for environmentally sensitive areas.

Habitat Conservation Plan (HCP): A 50-year commitment by the City and Seattle Public Utilities to protect and restore the Cedar River Watershed.

Leadership in Energy and Environmental Design (LEED): A green building rating system for new and existing commercial, institutional, and multi-family residential buildings that evaluates environmental performance from a "whole building" perspective. There are four rating levels: Bronze, Silver, Gold, and Platinum.

Levy Lid Lift: An increase in regular property taxes for a general or designated purpose—for example, the 2008 Parks Levy.

Levy to Move Seattle: A nine-year, \$930 million-dollar levy passed by voters in November 2015. The levy provides funding to improve safety for all travelers, maintain streets and bridges, and invest in reliable, affordable travel options.

Limited Tax General Obligation (“LTGO” or “Councilmanic”) Bonds: Bonds that are issued by the City Council without voter approval. The debt service on these bonds is typically repaid from existing general government revenues or from revenues generated by the project(s) financed with the bonds.

Major Maintenance: See “Asset Preservation” above.

Municipal Art Plan: A plan prepared by the Office of Arts and Culture that establishes budgets for new 1% for Art program projects and describes the status of existing projects.

Neighborhood Matching Subfund (NMF): A fund administered by the Department of Neighborhoods to provide money to Seattle neighborhood groups and organizations for neighborhood-initiated improvement, organizing, or planning projects. The community’s contribution of volunteer labor, materials, professional services or cash is “matched” by cash from the fund.

Operating Budget: The portion of a budget that deals with recurring expenditures such as salaries, electric bills, postage, printing, paper supplies, and gasoline.

Public Works Trust Fund: A low-interest state revolving loan fund designed to help local governments with the repair, replacement, and rehabilitation of public works infrastructure.

REET I and REET II: The Real Estate Excise Tax (REET) is levied on all sales of real estate with the first 0.25% of the locally imposed tax going to REET I and the second 0.25% for REET II.

Seattle Metropolitan Park District: In August 2014, voters passed a ballot measure creating the Seattle Metropolitan Park District. The goal of the park district is to provide long-term, stable funding to support recreation programming, parks projects and the critical needs for investment in major and ongoing maintenance.

Unlimited Tax General Obligation (“UTGO” or “voted”) Bonds: Bonds issued after receiving approval by 60% of the voters in an election with at least 40% voter turnout. The debt service on these bonds is repaid from additional (“excess”) property tax revenues that voters approve as part of the bond measure.



Legislation Text

File #: CB 120893, **Version:** 2

CITY OF SEATTLE

ORDINANCE _____

COUNCIL BILL _____

AN ORDINANCE amending Ordinance 126955, which adopted the 2024 Budget; changing appropriations to various departments and budget control levels, and from various funds in the Budget, imposing provisos; and ratifying and confirming certain prior acts.

WHEREAS, the Office for Civil Rights managed the implementation of a Participatory Budgeting process to determine investments of \$27.25 million with the goals of directly investing in historically disadvantaged communities, including Black, Indigenous, and other communities of color consistent with applicable law, and increasing the ownership and participation of Seattle residents in solutions to the city's pressing needs; and

WHEREAS, community members during the Participatory Budgeting process developed and co-designed 18 proposals within the five priority investment areas of Housing and Physical Spaces, Mental Health, Youth and Children, Economic Development, and Crisis and Wellness, from nearly 500 submitted ideas; and

WHEREAS, ranked-choice voting of the 18 proposals was opened from October 10 through November 12, 2023, resulting in the selection of six proposals, including 1) Native Youth: Past, Present, and Future (\$7.2 million), for a Duwamish-oriented community center; 2) People Not Police Crisis Response Team (\$2 million), for mental health professionals to serve as first responders to mental health crises; 3) Housing Support (\$2 million), for housing navigation and assistance services for people experiencing homelessness or housing instability; 4) Public Restrooms (\$7.2 million), for staffing and maintenance of public restrooms and hygiene facilities; 5) Urban Farming and Food Equity (\$7 million), for green

spaces and access to fresh food, local business ownership, and farming education; 6) Housing Support for Youth (\$1.85 million), for connecting youth and young adults to supportive housing or rental assistance; and

WHEREAS, in January 2024, the Office for Civil Rights convened an interdepartmental team comprised of community representatives and City staff from the Community Assisted Response and Engagement Department, the Human Services Department, the Department of Neighborhoods, the Office of Planning and Community Development, the Office of Sustainability and Environment, and Seattle Parks and Recreation to explore how the six proposals could be implemented; and

WHEREAS, the aforementioned City Departments have developed projects based on the proposals and are now prepared for implementation, requiring appropriations from Finance General to the respective departments; and

WHEREAS, the Council has identified additional pressing needs in historically disadvantaged communities, including Black communities and other communities of color related to cultural preservation, homeownership preservation, and assistance to youth experiencing or at risk of homelessness, and intends to fund supplementary projects to address these needs supported by Participatory Budgeting funds, consistent with applicable law; NOW, THEREFORE,

BE IT ORDAINED BY THE CITY OF SEATTLE AS FOLLOWS:

Section 1. The appropriations for the following items in the 2024 Adopted Budget are modified, as follows:

Item	Department	Fund	Budget Summary Level	Amount
1.1	Finance General	General Fund (00100)	General Purpose (BO-FG-2QD00)	(\$27,250,000)
1.2	Community Assisted Response and Engagement Department	General Fund (00100)	Community Assisted Response and Engagement (BO-CS-40000)	\$2,000,000

1.3	Department of Neighborhoods	General Fund (00100)	Community Grants (BO-DN-I3400)	\$4,000,000
1.4	Human Services Department	General Fund (00100)	Addressing Homelessness (BO-HS-H3000)	\$3,850,000
1.5	Executive (Office of Planning and Community Development)	General Fund (00100)	Planning and Community Development (BO-PC-X2P00)	\$7,200,000
1.6	Executive (Office of Arts and Culture)	General Fund (00100)	Funding Programs & Partnership (BO-AR-VA162)	\$4,685,000
1.7	Executive (Office of Housing)	General Fund (00100)	Homeownership and Sustainability (BO-HU-2000)	\$3,000,000
1.8	Human Services Department	General Fund (00100)	Preparing Youth for Success (BO-HS-H2000)	\$315,000
Total				\$(2,200,000)

Unspent funds so appropriated in items 1.2, 1.3, 1.4, 1.5, 1.6, 1.7, and 1.8 shall carry forward to subsequent fiscal years until they are exhausted or abandoned by ordinance.

Section 2. Consistent with RCW 35.32A.050, unexpended appropriations from Section 1 of this ordinance are reappropriated as follows:

Item	Department	Fund	Budget Summary Level	CIP Project Name	Additional Budget Appropriation
2.1	Seattle Parks and Recreation	General Fund (00100)	Fix It First (BC-PR-40000)	Major Maintenance and Asset Management (MC-PR-41001)	\$2,200,000
Net Change					\$2,200,000

Unspent funds so appropriated in item 2.1 shall carry forward to subsequent fiscal years until they are exhausted or abandoned by ordinance.

Section 3. This ordinance imposes five provisos as follows:

“Of the appropriations in the Office of Arts and Culture (ARTS) 2024 general fund budget, \$4,685,000 is appropriated solely for funding to support individuals or organizations seeking to activate spaces, provide programming, or create media focused on arts, culture, history, or heritage relating to historically disadvantaged communities, including Black communities, consistent with applicable law and may not be used for any other purpose. The intent of the Council, to the greatest extent possible, is for ARTS to award \$1,000,000 annually for this purpose over a four year period beginning in 2025, and the remainder for this purpose in the fifth year.”

“Of the appropriations in the Human Services Department's (HSD's) 2024 general fund budget in the Preparing Youth for Success Budget Summary Level (HSD-BO-HS-H2000), \$315,000 is appropriated solely to award funding for the following youth activities programming to contribute to violence prevention, and may be spent for no other purpose:

\$25,000 for Avela;

\$25,000 for Hip-Hop is Green;

\$50,000 for Rise Above;

\$25,000 for Holgate Church Afterschool Program - Student & Family Support;

\$15,000 for Colored Girls Garden Club;

\$25,000 for The Good Foot;

\$25,000 for Seattle Central Little League;

\$25,000 for First State Golf Club;

\$25,000 for Northwest Greyhounds;

\$25,000 for Boys & Girls Club Rotary Girls Basketball Team;

\$25,000 for The Breakfast Group; and

\$25,000 for the Seattle Theatre Group - STG AileyCamp.

The intent of the Council, to the greatest extent possible, is for HSD to make one-time awards to the above listed entities in the above listed amounts for 2025. The Council has identified the above listed entities for this funding and requests that the HSD Director waive the requirements of Seattle Municipal Code subsection 3.20.050.B, as authorized by subsection 3.20.050.C.”

“Of the appropriations in the Office of Housing’s 2024 general fund budget for the Homeownership and Sustainability Summary Level (OH-BO-HU-2000), \$3,000,000 is appropriated solely for outreach and engagement, and homeowner stabilization services in communities at high risk of displacement and may not be used for any other purpose.”

“Of the appropriations in the Human Services Department’s (HSD’s) 2024 general fund budget, \$2,000,000 is appropriated solely for contracted services for a day shelter providing supports to young adults experiencing or at risk of homelessness and may not be used for any other purpose. The Council has identified the Urban League of Metropolitan Seattle for this funding and requests that the HSD Director waive the requirements of Seattle Municipal Code subsection 3.20.050.B, as authorized by subsection 3.20.050.C. It is the intent of the Council that, to the greatest extent possible: this funding would support the Urban League of Metropolitan Seattle in its operation of a day shelter focused on youth between 18 and 25 years old; Urban League of Metropolitan Seattle would provide services such as connection to resources and social services, counseling, meals, computer and internet access, help with resumes and job finding, and shower facilities; and this funding would support operating costs for the day shelter for three years starting in 2025 at a funding level

of approximately \$667,000 annually.”

“Of the appropriations in the Human Services Department’s (HSD’s) 2024 general fund budget, \$1,985,000 is appropriated solely for capital repairs and/or improvements to existing shelters serving youth and/or young adults, in accordance with HSD’s Participatory Budgeting proposal for this purpose and may not be used for any other purpose.”

Section 4. Any act consistent with the authority of this ordinance taken after its passage and prior to its effective date is ratified and confirmed.

Section 5. This ordinance shall take effect as provided by Seattle Municipal Code Sections 1.04.020 and 1.04.070.

Passed by the City Council the _____ day of _____, 2024, and signed by me in open session in authentication of its passage this _____ day of _____, 2024.

President _____ of the City Council

Approved / returned unsigned / vetoed this _____ day of _____, 2024.

Bruce A. Harrell, Mayor

Filed by me this _____ day of _____, 2024.

Scheereen Dedman, City Clerk

(Seal)

SUMMARY and FISCAL NOTE

Department:	Dept. Contact:	CBO Contact:
Office for Civil Rights	Sage Leibenson	Alan Lee

1. BILL SUMMARY

Legislation Title: AN ORDINANCE amending Ordinance 126955, which adopted the 2024 Budget; changing appropriations to various departments and budget control levels, and from various funds in the Budget, imposing provisos; and ratifying and confirming certain prior acts.

Summary and Background of the Legislation as Transmitted

In 2021 the Office for Civil Rights (OCR) selected the Participatory Budgeting Project to run a community-led process to determine how to allocate \$27.25 million in resources with a focus on directly investing in Black, Indigenous, and People of Color communities consistent with applicable laws. OCR managed the Participatory Budgeting proposal development and selection process, entailing eighteen proposals within five community-identified priority areas from almost 500 submitted ideas; voting concluded in November 2023, with six projects selected for implementation. The six projects include the following:

- CARE Team Expansion (\$2 million): expansion of first responders for mental health crises.
- Public Restroom Access (\$7.2 million): operation of designated public restrooms with attendants to increase public access.
- Urban Farming and Food (\$7 million): activate public greenspaces for community-led agricultural sites and provide capacity-building activities for small scale farmers and food producers.
- Native Youth: Past Present Future (\$7.2 million): creation of community-owned and operated community center for Native youth.
- Enhanced Homelessness Navigation (\$2 million): augment Regional Access Points work in Coordinated Entry.
- Youth and Young Adult Emergency Shelter Capital (\$1.85 million): provision of flexible funds to emergency shelter for capital improvements.

OCR subsequently convened an interdepartmental team to coordinate implementation plans with city departments. This legislation transfers funding from Finance General, where the funds have been held in reserves, to the departments responsible for implementing the projects.

Select Budget Committee Amendments

On November 14, 2024, the Select Budget Committee approved the following amendments to this legislation, and passed CB 120893 out of committee as amended:

- Amendment 1 Version 2: Decreases appropriations to Seattle Parks and Recreation (SPR) by \$5.0 million, leaving a total of \$2.2 million to implement the SPR Participatory Budgeting project. Appropriates \$4.7 million to the Office of Arts and Culture to provide grants to support arts and cultural preservation in historically marginalized communities. Appropriates \$315,000 to the Human Services Department (HSD) to fund contracted youth activities.
- Amendment 2: Decreases appropriations to the Department of Neighborhoods (DON) by \$3.0 million, leaving a total of \$4.0 million to implement the DON Participatory Budgeting project. Appropriates \$3.0 million to the Office of Housing to provide funding for homeownership stabilization supports and outreach and engagement.
- Amendment 3: Imposes a proviso on \$2.0 million appropriated to HSD for a young adult day center. Imposes a proviso on \$1.9 million appropriated to HSD for youth shelter capital improvements. This amendment effectively removes funding for the “Enhanced Homeless Navigation” project included in the transmitted version of this legislation.
- Amendment 4: Modifies the recitals to reflect additional Council funding priorities for Participatory Budgeting funds and makes a technical change.
- Note: Amendments made by the Select Budget Committee also amend the title to include reference to provisos, and provide automatic carry forward for all positive appropriations into subsequent fiscal years until funds are exhausted or abandoned by ordinance. Consistent with Washington State Constitution requirements, these amendments, including the amendment to the title, would not change the scope and object of the ordinance.

2. CAPITAL IMPROVEMENT PROGRAM

Does this legislation create, fund, or amend a CIP Project?

☒ Yes ☐ No

Project Name:	Master Project I.D.:	Project Location:	Start Date:	End Date:	Total Project Cost Through 2029:
Major Maintenance and Asset Management	MC-PR-410001	Citywide	1/1/2025	12/31/29	\$2,200,000

3. SUMMARY OF FINANCIAL IMPLICATIONS

Does this legislation have financial impacts to the City?

☒ Yes ☐ No

3.a. Appropriations

☒ This legislation adds, changes, or deletes appropriations.

Fund Name and Number	Dept	Budget Control Level Name/Number*	2024 Appropriation Change	2025 Estimated Appropriation Change
General Fund 00100	FG	General Purpose (BO-FG-2QD00)	(\$27,250,000)	
General Fund 00100	CARE	Community Assisted Response and Engagement (BO-CS-40000)	\$2,000,000	
General Fund 00100	DON	Community Grants (BO-DN-I3400)	\$4,000,000	
General Fund 00100	HSD	Addressing Homelessness (BO-HS-H3000)	\$3,850,000	
General Fund 00100	OPCD	Planning and Community Development (BO-PC-X2P00)	\$7,200,000	
General Fund 00100	SPR	Fix It First (BC-PR-40000)	\$2,200,000	
General Fund 00100	ARTS	Funding Programs & Partnership (BO-AR-VA162)	\$4,685,000	
General Fund 00100	OH	Homeownership and Sustainability (BO-HU-2000)	\$3,000,000	
General Fund 00100	HSD	Preparing Youth for Success (BO-HS-H2000)	\$315,000	
TOTAL			\$0	

*See budget book to obtain the appropriate Budget Control Level for your department.

Appropriations Notes: All appropriations are one-time and not ongoing.

3.b. Revenues/Reimbursements

☐ This legislation adds, changes, or deletes revenues or reimbursements.

3.c. Positions

☐ This legislation adds, changes, or deletes positions.

3.d. Other Impacts

Does the legislation have other financial impacts to The City of Seattle, including direct or indirect, one-time or ongoing costs, that are not included in Sections 3.a through 3.c? If so, please describe these financial impacts.

No

If the legislation has costs, but they can be absorbed within existing operations, please describe how those costs can be absorbed. The description should clearly describe if the absorbed costs are achievable because the department had excess resources within their existing budget or if by absorbing these costs the department is deprioritizing other work that would have used these resources.

This legislation transfers already appropriated funds from Finance General to departments for implementation and provision of the services. These projects align with existing bodies of work.

Please describe any financial costs or other impacts of *not* implementing the legislation.
If this legislation is not implemented, the projects would not move forward.

4. OTHER IMPLICATIONS

- a. Please describe how this legislation may affect any departments besides the originating department.**

This legislation appropriates funds to the CARE Department, Seattle Parks and Recreation, the Human Services Department, the Office of Planning and Community Development, the Office of Arts and Culture, the Office of Housing, and the Department of Neighborhoods.

- b. Does this legislation affect a piece of property? If yes, please attach a map and explain any impacts on the property. Please attach any Environmental Impact Statements, Determinations of Non-Significance, or other reports generated for this property.**

Parks and Recreation may site hygiene stations at up to three parks, initially at Freeway, Hing Hay, and Cal Anderson parks.

- c. Please describe any perceived implication for the principles of the Race and Social Justice Initiative.**

- i. How does this legislation impact vulnerable or historically disadvantaged communities? How did you arrive at this conclusion? In your response please consider impacts within City government (employees, internal programs) as well as in the broader community.**

The primary goal of this Participatory Budgeting effort is to invest directly in Black, Indigenous, and People of Color (BIPOC) communities; this effort is in response to the killings of George Floyd and others in the Black community. Community stakeholders engaged in the Participatory Budgeting process determined priority investment areas of Housing and Physical Spaces, Mental Health, Youth and Children, Economic Development, and Crisis and Wellness.

- ii. Please attach any Racial Equity Toolkits or other racial equity analyses in the development and/or assessment of the legislation.**

A Racial Equity Toolkit was not used.

- iii. What is the Language Access Plan for any communications to the public?**

OCR and other Departments use their current Language Access Plans for communications.

d. Climate Change Implications

- i. Emissions: How is this legislation likely to increase or decrease carbon emissions in a material way? Please attach any studies or other materials that were used to inform this response.**

No

- ii. Resiliency: Will the action(s) proposed by this legislation increase or decrease Seattle's resiliency (or ability to adapt) to climate change in a material way? If so, explain. If it is likely to decrease resiliency in a material way, describe what will or could be done to mitigate the effects.**

No

- e. If this legislation includes a new initiative or a major programmatic expansion: What are the specific long-term and measurable goal(s) of the program? How will this legislation help achieve the program's desired goal(s)? What mechanisms will be used to measure progress towards meeting those goals?**

Project outcomes are described in the table below. Departments will provide reporting on project performance.

Department	Outcomes
DPR	Increased access to public restrooms by reducing barriers associated with inappropriate use and cleanliness,
	Reduction of public health hazards related to lack of bathroom access.
SCD	Improved responses to 911 calls with a mental and behavioral health nexus.
	Improved client outcomes through equipping responders with tools, techniques and knowledge using an informed and culturally responsive approach.
	Significant reassignment of uniformed police officers from non-life threatening mental health crises to emergencies necessitating a law enforcement response.
DON	Increased community access to food production sites and fresh produce grown at those sites.
	Economic development for new and beginning small-scale farmers and food producers.
OPCD	Creation of center that fosters belonging and connection for community and Native youth.
	Preservation of Indigenous culture.
	Youth empowerment and community resiliency.
HSD (Project 1)	Improvement of the homelessness system's throughput from street or shelter to housing.
	Assistance to more individuals experiencing homelessness.
HSD (Project 2)	Improved utilization of youth and young adult homelessness services.
	Greater service capacity for youth and young adults.

5. CHECKLIST

- ☐ **Is a public hearing required?**

- ☐ **Is publication of notice with *The Daily Journal of Commerce* and/or *The Seattle Times* required?**
- ☐ **If this legislation changes spending and/or revenues for a fund, have you reviewed the relevant fund policies and determined that this legislation complies?**
- ☐ **Does this legislation create a non-utility CIP project that involves a shared financial commitment with a non-City partner agency or organization?**

6. ATTACHMENTS

Summary Attachments: None



Legislation Text

File #: CB 120912, **Version:** 2

CITY OF SEATTLE

ORDINANCE _____

COUNCIL BILL _____

AN ORDINANCE relating to the Payroll Expense Tax; adjusting the allocation of tax proceeds; eliminating the Payroll Expense Oversight Committee; amending Section 5.38.055 of the Seattle Municipal Code; adding a new Section 5.38.105 to the Seattle Municipal Code; and repealing Section 3.35.100 of the Seattle Municipal Code.

WHEREAS, the growth of the City's General Fund resources is significantly constrained by state regulations that limit the annual increase in the City's property tax revenues to one percent plus the value of new construction; and

WHEREAS, the growth of the City's General Fund resources is further constrained by the pattern of slow regional economic growth that has emerged in the post-pandemic period; and

WHEREAS, facing these constraints and increased demand for critical services such as public safety, basic shelter and affordable housing, and access to affordable nutritional food, the City has become reliant on revenues from the JumpStart Payroll Expense Tax to pay for basic municipal services and serve those most in need; and

WHEREAS, the spending policies prescribed by this ordinance are specifically intended to address the remaining downstream economic effects of the COVID-19 pandemic and their impact on City finances, and the Council intends to review these policies in advance of the 2029-2030 biennial budget and either amend or reaffirm them given the economic and financial conditions prevailing at that time; and

WHEREAS, the City has used JumpStart Payroll Expense Tax proceeds to pay for services such as mental health and affordable housing that are most appropriately addressed by State or County Government,

and the City must maintain the authority to impose JumpStart Payroll Expense Tax until the State or County sufficiently funds these services; and

WHEREAS, in 2020, the City Council passed the JumpStart Payroll Expense Tax on certain salaries paid by businesses in Seattle with over \$7 million in annual revenue; and

WHEREAS, in 2021, the City Council passed Ordinance 126393, which created a new section of the Seattle Municipal Code proscribing the uses of JumpStart Payroll Expense Tax (PET) revenues, including an allowance that those revenues could be used to backfill core City services should General Fund revenues fall below 2020 General Fund revenues; and

WHEREAS, during the 2021, 2022, 2023, and 2024 Budget processes, the City Council needed to adopt modified policies for the use of PET revenues because the City's available resources and needs were not aligned with the originally adopted 2020 spending plan; and

WHEREAS, the Mayor and City Council wish to maintain the intent of the original 2020 spending plan by focusing on investments in affordable housing, human services, the City's Green New Deal program, the Equitable Development Initiative, and economic development while providing flexibility that reflects the City's short- and medium-term budget realities; and

WHEREAS, adjusting the City's self-imposed regulations for use of the JumpStart Payroll Expense Tax will allow for a more predictable and sustainable future budgeting path for the City's elected leaders, departments, employees, and the public; NOW, THEREFORE,

BE IT ORDAINED BY THE CITY OF SEATTLE AS FOLLOWS:

Section 1. Section 5.38.055 of the Seattle Municipal Code, last amended by Ordinance 126719, is amended as follows:

5.38.055 Payroll expense tax-Allocation of proceeds

~~((A. In any year where General Fund revenues from all sources approved as of January 1, 2020 are~~

~~projected to be lower than \$1,510,029,000 an amount equal to \$1,510,029,000 minus the projected General Fund collections from non-payroll expense tax sources may be transferred into the General Fund to support programs and services funded by the General Fund. Projected payroll expense tax revenues remaining after any transfer allowed by this subsection 5.38.055.A shall only be used to either expand existing programs or create new programs, including associated program cost increases, that are consistent with subsection 5.38.055.B, and the amounts may not be used to supplant appropriations from other funding sources.~~

~~B. Amounts remaining after accounting for the allowed uses in subsection 5.38.055.A shall be allocated in accordance with the spending plan adopted in Resolution 31957, and outlined in Ordinance 126109 as follows:~~

~~1. Up to five percent of the annual JumpStart Fund revenue total is to administer and evaluate the effectiveness of the payroll expense tax authorized by this Chapter 5.38, to administer the investments described in subsections 5.38.055.B.2 through 5.38.055.B.5, and to evaluate the effectiveness of at least those investments described in subsection 5.38.055.B.4. If less than five percent of remaining funds are needed for administration and evaluation, any remaining funds may be used for other programs and services described in subsections 5.38.055.B.2 through 5.38.055.B.5.~~

~~2. Sixty-two percent of the annual JumpStart Fund revenue total is for housing and services, which is further allocated as follows:~~

~~a. Eighty-two percent of the housing and services portion is allocated for: (i) capital costs associated with the construction or acquisition of rental housing serving households with incomes at or below 30 percent of area median income (AMI), but may be used to support housing serving households with incomes at or below 60 percent of AMI, when required to support the operational costs of a proposed housing project; (ii) operating and services costs of rental housing serving households with incomes at or below 30 percent of AMI; and (iii) associated infrastructure to support the ongoing operations costs for the housing, such as maintenance, retrofitting, and energy efficient upgrades to support the housing.~~

~~b. Thirteen percent of the housing and services portion is allocated for community focused acquisition and development of affordable housing, and to support affirmative marketing efforts and development and implementation of community preference plans.~~

~~c. Five percent of the housing and services portion is allocated for permanently affordable homeownership opportunities serving households with incomes at or below 80 percent of AMI.~~

~~3. Nine percent of the annual JumpStart Fund revenue total is to support the Equitable Development Initiative (EDI) that supports community-initiated equitable development projects that advance economic mobility and opportunity, prevent residential, commercial, and cultural displacement, build on local cultural assets, promote transportation mobility and connectivity, develop healthy and safe neighborhoods, and enable equitable access to all neighborhoods.~~

~~4. Fifteen percent of the annual JumpStart Fund revenue total is to support local businesses and tourism to spur the local economic recovery, and to provide economic stability for the city's workforce.~~

~~5. Nine percent of the annual JumpStart Fund revenue total is for investments that advance Seattle's Green New Deal as described in Resolution 31895.~~

~~C. Except as provided in subsection 5.38.055.A, all uses of Payroll Expense Tax revenues as proscribed in subsection 5.38.055.B shall be in addition to funding levels for similar or the same programs as included in the City's 2020 Adopted Budget and shall not supplant existing funding from any City fund or revenue source.~~

~~D. Notwithstanding contrary provisions in subsections 5.38.055.A, 5.38.055.B, and 5.38.055.C, in the 2023 and 2024 budget for The City of Seattle, payroll expense tax revenues may be used as follows:~~

~~1. Up to \$29,406,172 million of unappropriated 2022 revenues, up to \$71,162,000 of 2023 projected revenues, and up to \$84,053,126 of projected 2024 revenues may be transferred into the General Fund if necessary to support the programs and services funded by the General Fund in the 2023 Adopted and 2024 Endorsed Budget that are in excess of available General Fund revenues. After fulfilling the requirements of Section 5.80.020, upon completion of the 2022, 2023, and 2024 fiscal years' accounting, any ending General~~

~~Fund balance, less encumbrances, carryforwards as authorized by ordinance or state law, and planned reserve amounts reflected in the 2023 or 2024 Adopted Budget, that is in excess of the latest revised estimate of the unreserved ending fund balance for that closed fiscal year (as published in the adopted budget), shall reduce the amount of JumpStart funds transferred to the General Fund in 2023 or 2024. If any such transfer has already been made, then any excess General Fund shall be transferred back to the JumpStart Fund at the time the City completes its accounting for the closed fiscal year.~~

~~2. Amounts remaining after accounting for the allowed uses in subsection 5.38.055.D.1, and after allowing for the appropriations described in Attachment A to this ordinance, shall be allocated in accordance with subsection 5.38.055.B.))~~

A. Payroll expense tax proceeds may be allocated, consistent with RCW 35.32A.030, to support the following City activities:

1. Administrative costs associated with collecting the tax, distributing its revenues, and evaluating it and the programs it supports;

2. Affordable housing and associated services, including but not limited to:

a. Property acquisition;

b. Rental housing construction and related activities serving households at or below 60 percent of area median income;

c. Programs and investments that support and facilitate homeownership serving households at or below 80 percent of area median income;

d. Support for agencies that build and operate affordable housing;

e. Resident support services,

f. Operations and maintenance of housing properties; and

3. The Equitable Development Initiative, which supports community-initiated equitable development projects that advance economic mobility and opportunity, prevent residential, commercial, and

cultural displacement, build on local cultural assets, promote transportation mobility and connectivity, develop healthy and safe neighborhoods, and enable equitable access to all neighborhoods;

4. Investments in economic development and revitalization, including support to:

a. Local businesses, non-profit agencies, and artists;

b. Workforce development, including worker training;

c. Projects and activities that activate, maintain, and promote the City's business districts;

and

d. Community planning efforts;

5. Investments in the City's Green New Deal program, including programs and policies that:

a. Make Seattle free of climate pollutants, meaning those that cause shifts in climate patterns, including carbon dioxide, black carbon, methane, nitrogen oxides, and fluorinated gases, by 2050;

b. Invest in communities historically most harmed by economic, racial, and environmental injustice;

c. Support job training and workforce development that advance an equitable transition to a clean energy economy;

d. Reduce climate pollution associated with constructing, powering, heating, and cooling buildings, including new developments, existing buildings, commercial, and both owner-occupied and tenant-occupied residential buildings;

e. Support a transition to electric vehicle use and electrified public transit and alternatives to driving, such as infrastructure for walking, biking, and rolling, with a focus on communities with the greatest need for transportation options and communities with the greatest exposure to vehicle emissions and transportation-related climate pollution;

f. Support resilience hubs, including both community-owned and publicly-owned facilities; or

g. Support public transit expansion;

6. Programs and services supported by the City's General Fund;

7. Contributions to the JumpStart Payroll Expense Revenue Stabilization Account; and

8. Investments in youth mental health early intervention and treatment, youth safety in and around schools, and access to youth enrichment programs known to prevent adverse mental health outcomes.

The use in this subsection 5.38.055.A.8 is authorized until an alternative funding source that is sufficient to provide funding equal to the amount appropriated from the JumpStart Payroll Expense Tax Fund for these purposes in the 2025 Adopted Budget is identified and implemented.

B. The following percentage amounts shall guide, but not constrain, the total combined funding allocated each year to Administration, Affordable Housing and Associated Services, the Equitable Development Initiative, Economic Development and Revitalization, and Investments in the City's Green New Deal program:

1. Administration - up to five percent;

2. Affordable Housing and Associated Services - 62 percent;

3. The Equitable Development Initiative - nine percent;

4. Economic Development and Revitalization - 15 percent; and

5. Investments in the City's Green New Deal Program - nine percent.

C. Allocations of payroll expense tax proceeds to programs and services supported by the City's General Fund shall be limited to the amount needed to sustain critical services and attend to emerging needs that cannot otherwise be sufficiently addressed with General Fund resources.

D. When payroll expense tax proceeds decline or fall short of forecast, consideration shall be given to increasing General Fund support to programs and services that would otherwise rely upon funding from payroll expense tax proceeds.

Section 2. A new Section 5.38.105 is added to the Seattle Municipal Code as follows:

5.38.105 Payroll Expense Tax Revenue Stabilization Account

A Payroll Expense Tax Revenue Stabilization Account (PET RSA) is established within the JumpStart Payroll Expense Tax Fund (14500). The PET RSA is intended to cushion the City from unanticipated shortfalls in Payroll Expense Tax revenues. Consistent with this intent:

- A. The target level for balance for the PET RSA shall be equal to ten percent of forecast revenues;
- B. Appropriations from the PET RSA shall only be made when actual or forecast PET revenues fall below the levels anticipated in the Mayor's Proposed Budget for the year following, or assumed in the Adopted Budget for the current year;
- C. If the balance within the PET RSA is below the target level the Mayor's proposed budget shall include actual and planned appropriations to achieve that level within four years; and
- D. In addition to any direct appropriations to the PET RSA authorized by the annual budget, 50 percent of any unanticipated year-end fund balance within the JumpStart Payroll Expense Tax fund, after accounting for carryforward appropriations, encumbrances, and planned reserve amounts reflected, in the adopted budget, shall be transferred to the PET RSA, if the PET RSA balance is below the target level. If such a transfer would bring the balance of the PET RSA above the target level, the amount of this transfer shall be limited to the amount needed for the PET RSA balance to achieve the target level.

Section 3. Section 3.35.100 of the Seattle Municipal Code, enacted by Ordinance 126109, is repealed:

~~((3.35.100 Payroll Tax Oversight Committee~~

~~A. There is established an Oversight Committee for the purpose of providing oversight on the services and programs supported by the tax in Chapter 5.38 and its impacts on the number of jobs and businesses in the City, and other data that directly relates to measuring the impact of the tax on the City's economy. The Oversight Committee shall provide an annual report that provides this information to the Mayor and the City Council. The Oversight Committee shall consult with the Coalition of City Unions, Small Business Advisory Council, Housing Levy Oversight Committee, the Green New Deal Oversight Board, and other oversight bodies that monitor programs and services similar to those supported by the tax. The Committee may elect~~

~~officers and establish rules of procedure, including what shall constitute a quorum. The Director of Neighborhoods or such other department head as may be designated by the Mayor shall provide the Committee such information as is necessary for the Committee to determine the status of individual programs and projects.~~

~~B. The Oversight Committee shall consist of nine voting members, appointed to positions number 1 through 9.~~

~~1. Position 1 shall be a City employee appointed by the Mayor or designee; position 2 shall be a City employee appointed by the City Council; positions 3 through 9 shall be persons outside City government. Positions 3, 5, and 7 shall be appointed by the Mayor. Positions 4, 6, 8, and 9 shall be appointed by the City Council.~~

~~2. Positions 3 and 4 shall represent labor.~~

~~3. Positions 5 and 6 shall represent business.~~

~~4. Positions 7 and 8 shall represent community organizations that reflect the diversity of the City.~~

~~5. Position 9 shall represent communities that will benefit from the proposed spending.~~

~~6. The appointing authority may remove any member who is absent from two or more consecutive meetings without cause.~~

~~C. No more than one committee members appointed by the Mayor and no more than one committee members appointed by the City Council shall be an officer, director, board member, trustee, partner, or employee of an entity that receives or competes for funding under Ordinance 126109; or be a member of the immediate family of, or an individual residing with, an officer, director, board member, trustee, partner, or employee of an entity that receives or competes for funding under Ordinance 126109; or be a person seeking or having an arrangement concerning future employment with an entity that receives or competes for funding under Ordinance 126109. For the purposes of this Section 3.35.100, an individual's "immediate family" means the individual's spouse, domestic partner, child, child of a spouse or domestic partner, sibling-in-law, parent, parent of a spouse or domestic partner, a person for whom the individual acts as a guardian, or a person claimed~~

~~as a dependent on the individual's most recent federal income tax return. Subject to the preceding sentence and applicable law, an individual serving as an officer, director, board member, trustee, partner, or employee of an entity that receives or competes for funding under Ordinance 126109, or who has an interest in such an entity, shall not thereby be disqualified from serving on the Committee, but shall fully disclose any such relationships and shall not vote on any matter in which the interest of such entity is directly involved.~~

~~D. Upon the resignation, retirement, death, incapacity, or removal of a member, the authority appointing such member may appoint a replacement for the balance of the term.~~

~~E. The initial terms of positions 1, 3, 5, 7, and 9 shall be two years; the initial terms of positions 2, 4, 6, and 8 shall be three years; all subsequent terms shall be three years. Any vacancy in an unexpired term shall be filled in the same manner as the original appointment. A member whose term is ending may continue on an interim basis as a member with voting rights until such time as a replacement for that position has been appointed by the City Council or confirmed by the City Council.~~

~~F. Members shall serve without pay, except that members may request compensation of \$50 per hour served if participating on the committee presents a financial hardship. Upon such request, the Director of Neighborhoods is authorized to expend funds in the Department of Neighborhood's budget for this purpose. No money may be expended for services rendered prior to a request being filed with and approved by the Director.~~

))

Section 4. This ordinance shall take effect as provided by Seattle Municipal Code Sections 1.04.020 and 1.04.070.

Passed by the City Council the _____ day of _____, 2024, and signed by
me in open session in authentication of its passage this _____ day of _____, 2024.

President _____ of the City Council

Approved / returned unsigned / vetoed this _____ day of _____, 2024.

Bruce A. Harrell, Mayor

Filed by me this _____ day of _____, 2024.

Scheereen Dedman, City Clerk

(Seal)

SUMMARY and FISCAL NOTE

Department:	Dept. Contact:	CBO Contact:
City Budget Office/Legislative	Ben Noble	Adam Schaefer

1. BILL SUMMARY

Legislation Title: AN ORDINANCE relating to the Payroll Expense Tax; adjusting the allocation of tax proceeds; eliminating the Payroll Expense Oversight Committee; amending Section 5.38.055 of the Seattle Municipal Code; adding a new Section 5.38.105 to the Seattle Municipal Code; and repealing Section 3.35.100 of the Seattle Municipal Code.

Summary and Background of the Legislation: The City Council passed the Payroll Expense Tax (PET), a tax on certain payroll expenses of businesses with payroll of \$7 million or higher, in 2020. That year, the Council adopted Resolution 31957 that outlined a specific spending plan for the use of revenues from the tax. In 2021, the City Council passed an ordinance (Ordinance 126393) creating a separate Fund in the City Treasury for tax proceeds, and prescribing how those proceeds could be spent in 2022 and beyond.

In 2020 and 2021, the City Council adopted one-time exceptions to the spending plan to allow a significant transfer of PET revenues to support General Fund activities. In 2022, the City Council adopted a two-year bill to again allow for a significant transfer of PET revenues to the General Fund. And in 2023, the City Council raised the PET rate and designated the additional funds to be used to support student mental health without amending the adopted spending plan to allow it. In short, the framework originally described by Resolution 31957 (2020) and codified by Ordinance 126393 (2021) has never been adhered to as City revenues and community needs coming out of the COVID-19 public health emergency have not aligned nor reverted to pre-pandemic levels. As the City heads into a new biennium, there is no realistic prospect that revenues and needs have reverted to a pre-pandemic level that would allow the City to align with the original spending plan.

This proposed legislation respects the general intent of the Payroll Expense Tax by designating the proceeds primarily for the original categories of supporting affordable housing, economic revitalization efforts, advancing Green New Deal initiatives and goals, supporting the City's Equitable Development Initiative, student mental health and youth violence prevention (added by the City Council in 2023) and maintaining core City services, while also providing flexibility needed to meet the City's obligation to adopt a balanced budget. Consistent with the spending priorities originally established in Ordinance 126393, this legislation sets out percentage allocations designed to guide the use of PET revenues deployed in support of those original priorities. In recognition of the fact that relative priorities may shift over time, these percentage allocations are, however, established as guidelines, rather than prescriptive, binding restrictions.

Given the critical nature of Payroll Expense Tax proceeds, the legislation also establishes formal policies regarding the creation and maintenance of a Revenue Stabilization Account for the Payroll Expense Tax Fund. The legislation sets the target funding level for the reserve at 10% of annual revenues, with mechanisms established for both “voluntary” and automatic transfers into the Account.

This legislation also eliminates the Payroll Expense Tax Oversight Committee, which was established in code as part of the original tax legislation adopted in 2020. However, the Payroll Expense Tax spending plan has never been implemented in the way envisioned when it was adopted in 2020 due to the length and severity of the COVID-19 public health emergency and its impacts on the City’s budget. A substantial portion of the revenue has been needed to maintain core City services in each budget since and the City’s financial outlook makes that likely for years to come. The committee has never convened, but the Mayor’s Proposed Budget includes \$100,000 to fund an independent consultant to evaluate the impacts of the tax and effectiveness of its investments.

2. CAPITAL IMPROVEMENT PROGRAM

Does this legislation create, fund, or amend a CIP Project? ☐ Yes ☒ No

3. SUMMARY OF FINANCIAL IMPLICATIONS

Does this legislation have financial impacts to the City? ☒ Yes ☐ No

As described above, this legislation would: modify the spending restrictions on Payroll Expense Tax proceeds; and establish a formal Revenue Stabilization Account;.

3.d. Other Impacts

Does the legislation have other financial impacts to The City of Seattle, including direct or indirect, one-time or ongoing costs, that are not included in Sections 3.a through 3.c? If so, please describe these financial impacts.

No.

If the legislation has costs, but they can be absorbed within existing operations, please describe how those costs can be absorbed. The description should clearly describe if the absorbed costs are achievable because the department had excess resources within their existing budget or if by absorbing these costs the department is deprioritizing other work that would have used these resources.

N/A

Please describe any financial costs or other impacts of *not* implementing the legislation.

Not amending the prescription of Payroll Expense Tax proceeds means that the City Council will need to find alternative ways to balance the 2025 Adopted Budget, as required by state law.

4. OTHER IMPLICATIONS

- a. **Please describe how this legislation may affect any departments besides the originating department.**

Several departments currently receive Payroll Expense Tax proceeds. This legislation will provide the flexibility needed to fund previous investments made in many City departments.

- b. **Does this legislation affect a piece of property? If yes, please attach a map and explain any impacts on the property. Please attach any Environmental Impact Statements, Determinations of Non-Significance, or other reports generated for this property.**

No.

- c. **Please describe any perceived implication for the principles of the Race and Social Justice Initiative.**

- i. **How does this legislation impact vulnerable or historically disadvantaged communities? How did you arrive at this conclusion? In your response please consider impacts within City government (employees, internal programs) as well as in the broader community.**

The potential implications of this legislation are unclear. While investments under the current spend plan may disproportionately impact BIPOC or other historically marginalized groups, the City services that might be preserved by this legislation may also service vulnerable and historically disadvantaged communities.

- ii. **Please attach any Racial Equity Toolkits or other racial equity analyses in the development and/or assessment of the legislation.**

- iii. **What is the Language Access Plan for any communications to the public?**

- d. **Climate Change Implications**

- i. **Emissions: How is this legislation likely to increase or decrease carbon emissions in a material way? Please attach any studies or other materials that were used to inform this response.**

N/A

- ii. **Resiliency: Will the action(s) proposed by this legislation increase or decrease Seattle's resiliency (or ability to adapt) to climate change in a material way? If so, explain. If it is likely to decrease resiliency in a material way, describe what will or could be done to mitigate the effects.**

N/A

- e. **If this legislation includes a new initiative or a major programmatic expansion: What are the specific long-term and measurable goal(s) of the program? How will this legislation help achieve the program's desired goal(s)? What mechanisms will be used to measure progress towards meeting those goals?**

N/A

5. CHECKLIST

- ☐ Is a public hearing required?
- ☐ Is publication of notice with *The Daily Journal of Commerce* and/or *The Seattle Times* required?
- ☐ If this legislation changes spending and/or revenues for a fund, have you reviewed the relevant fund policies and determined that this legislation complies?
- ☐ Does this legislation create a non-utility CIP project that involves a shared financial commitment with a non-City partner agency or organization?

6. ATTACHMENTS

Summary Attachments: None.



Legislation Text

File #: CB 120905, **Version:** 1

CITY OF SEATTLE

ORDINANCE _____

COUNCIL BILL _____

AN ORDINANCE adopting a budget, including a capital improvement program and position modifications, for The City of Seattle for 2025; and creating positions exempt from civil service; all by a 2/3 vote of the City Council.

WHEREAS, in accordance with RCW 35.32A.030, the Mayor submitted a proposed budget for 2025 to the City Council; and

WHEREAS, the Mayor submitted a list of proposed position modifications as part of the 2025 Proposed Budget; and

WHEREAS, by Resolution 24964, the City Council adopted the concept of implementing the City's Capital Improvement Program through appropriations in a budget adopted annually to the greatest extent feasible; and

WHEREAS, the proposed budget for 2025 includes certain appropriations for capital programs that are described in the 2025-2030 Proposed Capital Improvement Program; and

WHEREAS, the City's 2025-2030 Capital Improvement Program, in conjunction with the Capital Facilities, Utilities, and Transportation Elements of the Comprehensive Plan, is in accordance with the State Growth Management Act; NOW, THEREFORE,

BE IT ORDAINED BY THE CITY OF SEATTLE AS FOLLOWS:

Section 1.

A. In accordance with RCW 35.32A.050, the City Council has modified the proposed budget submitted by the Mayor.

B. The appropriations for the budget control levels in Attachment A to this ordinance, as restricted by the budget provisos included in Clerk File (C.F.) 314539, are adopted as the City’s annual budget for 2025. If a budget proviso refers to a City Council committee, and a committee by that name ceases to exist, the reference shall be to the successor committee with policy oversight of the same subject matter area.

C. The appropriation for each budget control level in Attachment A to this ordinance may be used only for the purpose listed in Attachment A for that budget control level, unless transferred pursuant to Seattle Municipal Code (SMC) Sections 3.14.210-240. Use of any amount of any appropriation restricted by one or more of the provisos in C.F. 314539 for any purpose other than that stated, or for any purpose expressly excluded, or in violation of any condition specified by proviso, whether by transfer pursuant to SMC 3.14.220 or by any other means, is prohibited.

D. In addition to each budget control level in Attachment A to this ordinance, any budget control level created by a previous budget, for which appropriations remain that have not lapsed, is part of the 2025 budget and the un-lapsed appropriations for that budget control level are subject to the restrictions in subsection 1.C of this ordinance. These un-lapsed appropriations continue to be subject to any provisos previously placed on them that have yet to be removed or satisfied.

E. The funds appropriated in each budget control level are available to first satisfy any obligations incurred by contract, including but not limited to satisfaction of any bond obligation, contractual indemnity provision, or lease obligation.

F. Unspent funds for the following Budget Control Levels, appropriated by subsection 1.B of this ordinance, shall carry forward to subsequent fiscal years until they are exhausted or abandoned by ordinance:

Department	Fund	Budget Program	Budget Summary Level/BCL Code
Executive (Office of Housing)	14500 - Payroll Expense Tax	Homeownership	Homeownership & Sustainability (14500-BO-HU-2000)
Executive (Office of Housing)	16400 - Low Income Housing Fund	N/A	Homeownership & Sustainability (16400-BO-HU-2000)

Executive (Office of Housing)	14500 - Payroll Expense Tax	Multifamily Lending	Multifamily Housing (14500-BO-HU-3000)
Executive (Office of Housing)	16400 - Low Income Housing Fund	N/A	Multifamily Housing (16400-BO-HU-3000)

G. The revenue estimates for 2025 contained in the Mayor’s 2025 Proposed Budget, filed in C.F. 314537, as modified by the changes of the City Council in C.F. 314539, are adopted.

Section 2. The “CIP Project Pages” of the 2025-2030 Proposed Capital Improvement Program submitted by the Mayor, filed in C.F. 314538, as modified by the changes of the City Council in C.F. 314539, are adopted as the City’s six-year Capital Improvement Program (CIP).

Section 3.

A. The officer and employee position modifications in Attachment B to this ordinance, including the creation of some positions exempt from civil service, are adopted effective January 1, 2025.

B. The City, by enacting Ordinance 127079, established a position list effective as of January 1, 2024. Subsection 3.A of this ordinance modifies that list. It is anticipated that the Seattle Department of Human Resources will submit a proposed list of the City’s regular positions for each department or office as of January 1, 2025 to the City Council for possible action in 2025. The proposed list should reflect: (i) the modifications made in subsection 3.A of this ordinance that take effect on January 1, 2025; (ii) the reclassifications of regular positions made by the Human Resources Director from January 1, 2024, through December 31, 2024; and (iii) the creation, modification, or abrogation of regular positions, by ordinance, that took effect from January 1, 2024, through December 31, 2024.

Section 4.

A. Subject to the conditions in Section 1 of this ordinance, the appropriation of money in the budget adopted by this ordinance, for a budget control level that includes a program or project assigned a project identification number in the 2025-2030 Adopted CIP, constitutes authority for the designated City department,

commission, or office (after compliance with the State Environmental Policy Act) to acquire personal property; obtain options to acquire real property; negotiate to acquire right-of-way and other real property interests; prepare plans and designs; demolish, construct, or make improvements; and obtain any ancillary services, including, without limitation, planning, engineering, design, appraisal, escrow, title insurance, construction, inspection, environmental audits, and remediation appraisals or other reviews; all in order to carry out the project or program substantially as described in the 2025-2030 Adopted CIP. Each department may obtain the authorized services or property using City staff or by contract as authorized in subsection 4.J of this ordinance. If projects or programs are identified in the 2025-2030 Adopted CIP to be carried out by other entities wholly or in part with City funds, the appropriation constitutes authority to provide such funds to such other entities for such purposes, subject to applicable laws and ordinances.

B. None of the appropriations in the 2025 Adopted Budget may be spent on capital projects or programs unless the projects or programs are specifically identified and assigned a project identification number in the 2025-2030 Adopted CIP or are added to the 2025-2030 Adopted CIP by a future amending ordinance.

C. Without future Council authorization by ordinance, expenditures in 2025 on any project or program identified and assigned a project identification number in the 2025-2030 Adopted CIP for Seattle City Light, Seattle Public Utilities, or the Seattle Department of Transportation, other than expenditures pursuant to unspent capital appropriations carried forward from 2024 into 2025 in accordance with RCW 35.32A.080 and allocated to the same project or program, shall not exceed by more than \$1,000,000 the amount shown as the Appropriations Total in the 2025 column for that project or program in the Adopted CIP, as that amount may be amended by ordinance. The City Budget Office shall certify to the Chair of the City Council Budget Committee a list of those unspent capital appropriations not subject to the expenditures restriction imposed by this subsection by May 1, 2025, and shall also file the list with the City Clerk. The list shall include the project identification number and the dollar amount by project or program not subject to the expenditure restriction, at minimum.

D. Moneys appropriated from funds, accounts, and subaccounts in which are deposited the proceeds derived from the issuance of bonded obligations shall be expended only in accordance with the terms, conditions, and restrictions of ordinances authorizing such obligations and establishing the respective funds.

E. The 2025-2030 Adopted CIP is part of the 2025 Adopted Budget and identifies, among other projects, those capital projects funded wholly or in part from the proceeds of the taxes authorized in RCW 82.46.010 and/or RCW 82.46.035, and/or from the proceeds of bonds, for the repayment of which tax revenues under RCW 82.46.010 and/or RCW 82.46.035 have been pledged. Such taxes are intended to be in addition to other funds that may be reasonably available for such capital projects.

F. The portions of the 2025-2030 Adopted CIP pertaining to Seattle City Light and Seattle Public Utilities, as those portions of the 2025-2030 Adopted CIP may be amended from time to time, are adopted as systems or plans of additions to, and betterments and extensions of, the facilities, physical plants, or systems of Seattle City Light and Seattle Public Utilities, respectively.

G. The Director of Finance and Administrative Services and the City's Director of Finance are authorized to draw and pay the necessary warrants or checks and to make any necessary transfers among funds and accounts.

H. Except as limited by this section or by Section 1 of this ordinance or by any other ordinance, the funds appropriated in the 2025 Adopted Budget are subject to transfer for use with other projects as provided in SMC Sections 3.14.210-240.

I. The Mayor, or, at the Mayor's request, the head of the department that is designated to carry out a project for and on behalf of The City of Seattle, is authorized to submit applications as may be deemed appropriate to the United States of America, or any of its departments, and the State of Washington, or any of its departments, for financial assistance in carrying out the authorized projects included in the 2025-2030 Adopted CIP; to make for and on behalf of the City all assurances, promises, representations, and consent to suit, and/or covenants to comply with any applicable regulations of the United States relating to implementation

of the projects; to act in connection with the applications as the authorized representative of the City; to provide additional information as may be required; and to prepare plans for implementation of terms and conditions as may accompany financial assistance, provided that the submission of an application shall not result in the making of a contract, in incurring of any indebtedness, or in the acceptance of moneys imposing any duties or obligations upon the City except as is authorized by this or another ordinance.

J. The Director of Transportation, the Superintendent of Parks and Recreation, the Director of the Office of Arts and Culture, the General Manager and Chief Executive Officer of City Light, the General Manager and Chief Executive Officer of Seattle Public Utilities, the Director of the Department of Finance and Administrative Services, the City Librarian, the Chief Technology Officer, and the Director of the Seattle Center Department are authorized to negotiate for and enter into non-public works contracts, within their appropriation authority, to obtain property and services authorized in Section 4 of this ordinance to carry out those capital projects and programs included in the 2025-2030 Adopted CIP and assigned to their respective departments or offices.

Section 5. The Mayor and the City Council find that the General Fund's 2025 contribution to the Park and Recreation Fund exceeds the requirements established in Article XI, Section 3 of the City Charter.

Section 6. Pursuant to the requirements of Ordinance 117216, Ordinance 118814, Ordinance 122293, Ordinance 122859, Ordinance 123459, Ordinance 124057, Ordinance 124640, and Ordinance 125190, the City in subsection 1.B of this ordinance and Attachment A to this ordinance appropriates to the Firefighters' Pension Fund ("the Fund") \$26,470,724, of which \$25,168,305 comes from General Fund resources. No beneficiary of the Fund has a vested contractual right to the appropriation of the foregoing amount or any amount appropriated by the City to the Fund.

The Mayor and the City Council, under the authority granted by RCW 41.16.060, find that the General Fund's 2025 contribution to the Fund is equal to \$0.084 per \$1,000 of assessed value and provides, in accordance with the 2024 Actuarial Report on the condition of the Fund received from a qualified actuary dated

May 31, 2024, together with other amounts appropriated by the City for the Fund, an amount equal to or greater than the estimated demands on the fund for 2025 and maintains the actuarial soundness of the Fund as it prevents recording a positive net pension obligation for the Fund.

The Mayor and the City Council find that the amount appropriated by this ordinance is appropriated for the purpose of keeping the Fund flexible and maintaining its integrity and actuarial soundness. The Mayor and City Council also find that such amount is reasonable for the purposes established in the ordinances listed at the beginning of this section, and that such amount bears a material relation to the successful operation of the Fund.

Section 7. The provisions of this ordinance are declared to be separate and severable. The invalidity of any clause, sentence, paragraph, subdivision, section, or portion of this ordinance, or the invalidity of its application to any person or circumstance, does not affect the validity of the remainder of this ordinance or the validity of its application to other persons or circumstances.

Section 8. This ordinance shall take effect on January 1, 2025.

Passed by a 2/3 vote of all the members of the City Council the _____ day of _____, 2024, and signed by me in open session in authentication of its passage this _____ day of _____, 2024.

President _____ of the City Council

Approved / returned unsigned / vetoed this _____ day of _____, 2024.

Bruce A. Harrell, Mayor

Filed by me this _____ day of _____, 2024.

Scheereen Dedman, City Clerk

(Seal)

Attachments:

Attachment A - 2025 Appropriations by Budget Control Level

Attachment B - Position Modifications for the 2025 Budget

Department	Fund	Fund Code	BSL Code	BCL Code	BSL Name	BSL Description	2025 Appropriations (\$)
Civil Service Commissions	00100 - General Fund	00100	BO-VC-V1CIV	00100-BO-VC-V1CIV	Civil Service Commissions	The purpose of the Civil Service Commissions Budget Summary Level is to fund the work of two independent commissions, the Public Safety Civil Service Commission (PSCSC) and the Civil Service Commission (CSC). The PSCSC develops and administers entry and promotional civil service exams for ranks in the Seattle Police and Fire Departments and conducts hearings on employee appeals of discipline and other employment matters. The CSC conducts hearings on employment-related appeals filed by covered employees, investigates allegations of political patronage in hiring, and advises on the administration of the City's personnel system.	2,817,650
Community Assisted Response and Engagement	00100 - General Fund	00100	BO-CS-10000	00100-BO-CS-10000	911 Call Response	The purpose of the 911 Call Response Budget Summary Level is to answer 911 calls, dispatch City public safety responses, facilitate reporting of minor incidents; and respond to community safety requests.	28,456,809
Community Assisted Response and Engagement	00100 - General Fund	00100	BO-CS-40000	00100-BO-CS-40000	Community Assisted Response and Engagement	The purpose of the Community Assisted Response and Engagement Budget Summary Level is to develop and implement programs that address behavioral issues and substance abuse, share information across departments, and respond to non-emergent, low-risk community calls for service.	4,358,840
Department of Education and Early Learning	00100 - General Fund	00100	BO-EE-IL100	00100-BO-EE-IL100	Early Learning	The purpose of the Early Learning Budget Summary Level is to help children enter school ready to succeed, provide preschool teachers with resources and training, and assist Seattle families with gaining access to early learning resources.	14,543,156
Department of Education and Early Learning	00155 - Sweetened Beverage Tax Fund	00155	BO-EE-IL100	00155-BO-EE-IL100	Early Learning	The purpose of the Early Learning Budget Summary Level is to help children enter school ready to succeed, provide preschool teachers with resources and training, and assist Seattle families with gaining access to early learning resources.	7,356,565
Department of Education and Early Learning	14000 - Coronavirus Local Fiscal Recovery Fund	14000	BO-EE-IL100	14000-BO-EE-IL100	Early Learning	The purpose of the Early Learning Budget Summary Level is to help children enter school ready to succeed, provide preschool teachers with resources and training, and assist Seattle families with gaining access to early learning resources.	-
Department of Education and Early Learning	14500 - Payroll Expense Tax	14500	BO-EE-IL100	14500-BO-EE-IL100	Early Learning	The purpose of the Early Learning Budget Summary Level is to help children enter school ready to succeed, provide preschool teachers with resources and training, and assist Seattle families with gaining access to early learning resources.	-
Department of Education and Early Learning	17871 - Families Education Preschool Promise Levy	17871	BO-EE-IL100	17871-BO-EE-IL100	Early Learning	The purpose of the Early Learning Budget Summary Level is to help children enter school ready to succeed, provide preschool teachers with resources and training, and assist Seattle families with gaining access to early learning resources.	58,585,045
Department of Education and Early Learning	00100 - General Fund	00100	BO-EE-IL200	00100-BO-EE-IL200	K-12 Programs	The purpose of the K-12 Division Budget Summary Level is to manage K-12 investments in elementary, middle, and high school, as well as health strategies across the K-12 continuum.	927,293
Department of Education and Early Learning	14500 - Payroll Expense Tax	14500	BO-EE-IL200	14500-BO-EE-IL200	K-12 Programs	The purpose of the K-12 Division Budget Summary Level is to manage K-12 investments in elementary, middle, and high school, as well as health strategies across the K-12 continuum.	13,900,000
Department of Education and Early Learning	17871 - Families Education Preschool Promise Levy	17871	BO-EE-IL200	17871-BO-EE-IL200	K-12 Programs	The purpose of the K-12 Division Budget Summary Level is to manage K-12 investments in elementary, middle, and high school, as well as health strategies across the K-12 continuum.	39,576,328

Department	Fund	Fund Code	BSL Code	BCL Code	BSL Name	BSL Description	2025 Appropriations (\$)
Department of Education and Early Learning	00100 - General Fund	00100	BO-EE-IL700	00100-BO-EE-IL700	Leadership and Administration	The purpose of the Leadership and Administration Budget Summary Level is to provide executive, community, financial, human resource, technology and business support to the Department of Education and Early Learning.	390,883
Department of Education and Early Learning	00155 - Sweetened Beverage Tax Fund	00155	BO-EE-IL700	00155-BO-EE-IL700	Leadership and Administration	The purpose of the Leadership and Administration Budget Summary Level is to provide executive, community, financial, human resource, technology and business support to the Department of Education and Early Learning.	666,269
Department of Education and Early Learning	17871 - Families Education Preschool Promise Levy	17871	BO-EE-IL700	17871-BO-EE-IL700	Leadership and Administration	The purpose of the Leadership and Administration Budget Summary Level is to provide executive, community, financial, human resource, technology and business support to the Department of Education and Early Learning.	8,152,246
Department of Education and Early Learning	00100 - General Fund	00100	BO-EE-IL300	00100-BO-EE-IL300	Post-Secondary Programs	The purpose of the Post-Secondary Budget Summary Level is to help achieve the goal of the City's Education Action Plan that 70% of all student groups in Seattle Public Schools will go on to attain a post-secondary credential by the year 2030.	-
Department of Education and Early Learning	00155 - Sweetened Beverage Tax Fund	00155	BO-EE-IL300	00155-BO-EE-IL300	Post-Secondary Programs	The purpose of the Post-Secondary Budget Summary Level is to help achieve the goal of the City's Education Action Plan that 70% of all student groups in Seattle Public Schools will go on to attain a post-secondary credential by the year 2030.	-
Department of Education and Early Learning	14000 - Coronavirus Local Fiscal Recovery Fund	14000	BO-EE-IL300	14000-BO-EE-IL300	Post-Secondary Programs	The purpose of the Post-Secondary Budget Summary Level is to help achieve the goal of the City's Education Action Plan that 70% of all student groups in Seattle Public Schools will go on to attain a post-secondary credential by the year 2030.	-
Department of Education and Early Learning	17871 - Families Education Preschool Promise Levy	17871	BO-EE-IL300	17871-BO-EE-IL300	Post-Secondary Programs	The purpose of the Post-Secondary Budget Summary Level is to help achieve the goal of the City's Education Action Plan that 70% of all student groups in Seattle Public Schools will go on to attain a post-secondary credential by the year 2030.	6,484,994
Department of Finance and Administrative Services	30010 - REET I Capital Fund	30010	BC-FA-ADAIMPR	30010-BC-FA-ADAIMPR	ADA Improvements	The purpose of the ADA Improvements - FAS Budget Summary Level is to update or modify facilities for compliance with the standards contained in the American with Disabilities Act.	1,367,000
Department of Finance and Administrative Services	30010 - REET I Capital Fund	30010	BC-FA-APSCH1FAC	30010-BC-FA-APSCH1FAC	Asset Preservation - Schedule 1 Facilities	This purpose of the Asset Preservation - Schedule 1 Facilities Budget Summary Level is to provide for long term preservation and major maintenance to the Department of Finance and Administration's schedule 1 facilities. Schedule 1 facilities consist of existing and future office buildings located in downtown Seattle, including but not limited to City Hall, the Seattle Municipal Tower and the Justice Center. Typical improvements may include, but are not limited to, energy efficiency enhancements through equipment replacement, upgrades/repairs to heating/ventilation/air conditioning systems, upgrades/repairs to electrical systems, upgrades/repairs to fire suppression systems, roof repairs or replacement, and structural assessments and repairs. This work ensures the long-term preservation of the operational use of the facilities.	1,500,000

Department	Fund	Fund Code	BSL Code	BCL Code	BSL Name	BSL Description	2025 Appropriations (\$)
Department of Finance and Administrative Services	37300 - 2025 Multipurpose LTGO Bond Fund	37300	BC-FA-APSCH1FAC	37300-BC-FA-APSCH1FAC	Asset Preservation - Schedule 1 Facilities	This purpose of the Asset Preservation - Schedule 1 Facilities Budget Summary Level is to provide for long term preservation and major maintenance to the Department of Finance and Administration's schedule 1 facilities. Schedule 1 facilities consist of existing and future office buildings located in downtown Seattle, including but not limited to City Hall, the Seattle Municipal Tower and the Justice Center. Typical improvements may include, but are not limited to, energy efficiency enhancements through equipment replacement, upgrades/repairs to heating/ventilation/air conditioning systems, upgrades/repairs to electrical systems, upgrades/repairs to fire suppression systems, roof repairs or replacement, and structural assessments and repairs. This work ensures the long-term preservation of the operational use of the facilities.	2,000,000
Department of Finance and Administrative Services	50300 - Finance and Administrative Services Fund	50300	BC-FA-APSCH1FAC	50300-BC-FA-APSCH1FAC	Asset Preservation - Schedule 1 Facilities	This purpose of the Asset Preservation - Schedule 1 Facilities Budget Summary Level is to provide for long term preservation and major maintenance to the Department of Finance and Administration's schedule 1 facilities. Schedule 1 facilities consist of existing and future office buildings located in downtown Seattle, including but not limited to City Hall, the Seattle Municipal Tower and the Justice Center. Typical improvements may include, but are not limited to, energy efficiency enhancements through equipment replacement, upgrades/repairs to heating/ventilation/air conditioning systems, upgrades/repairs to electrical systems, upgrades/repairs to fire suppression systems, roof repairs or replacement, and structural assessments and repairs. This work ensures the long-term preservation of the operational use of the facilities.	1,000,000
Department of Finance and Administrative Services	50322 - Facility Asset Preservation Fund	50322	BC-FA-APSCH1FAC	50322-BC-FA-APSCH1FAC	Asset Preservation - Schedule 1 Facilities	This purpose of the Asset Preservation - Schedule 1 Facilities Budget Summary Level is to provide for long term preservation and major maintenance to the Department of Finance and Administration's schedule 1 facilities. Schedule 1 facilities consist of existing and future office buildings located in downtown Seattle, including but not limited to City Hall, the Seattle Municipal Tower and the Justice Center. Typical improvements may include, but are not limited to, energy efficiency enhancements through equipment replacement, upgrades/repairs to heating/ventilation/air conditioning systems, upgrades/repairs to electrical systems, upgrades/repairs to fire suppression systems, roof repairs or replacement, and structural assessments and repairs. This work ensures the long-term preservation of the operational use of the facilities.	2,152,000

Department	Fund	Fund Code	BSL Code	BCL Code	BSL Name	BSL Description	2025 Appropriations (\$)
Department of Finance and Administrative Services	30010 - REET I Capital Fund	30010	BC-FA-APSCH2FAC	30010-BC-FA-APSCH2FAC	Asset Preservation - Schedule 2 Facilities	This purpose of the Asset Preservation - Schedule 2 Facilities Budget Summary Level is to provide for long term preservation and major maintenance to the Department of Finance and Administration's schedule 2 facilities. Schedule 2 facilities comprise existing and future structures, shops and yard located throughout Seattle, including but not limited to City vehicle maintenance facilities at Haller Lake and Charles Street, Finance and Administrative Services shops located at Airport Way S., fire stations, police precincts including the animal shelter, and other FAS managed facilities used for City Services. Typical improvements may include, but are not limited to, energy efficiency enhancements through equipment replacement, upgrades/repairs to heating/ventilation/air conditioning systems, upgrades/repairs to electrical systems, upgrades/repairs to fire suppression systems, roof repairs or replacement, and structural assessments and repairs. This work ensures the long-term preservation of the operational use of the facilities.	4,064,000
Department of Finance and Administrative Services	50322 - Facility Asset Preservation Fund	50322	BC-FA-APSCH2FAC	50322-BC-FA-APSCH2FAC	Asset Preservation - Schedule 2 Facilities	This purpose of the Asset Preservation - Schedule 2 Facilities Budget Summary Level is to provide for long term preservation and major maintenance to the Department of Finance and Administration's schedule 2 facilities. Schedule 2 facilities comprise existing and future structures, shops and yard located throughout Seattle, including but not limited to City vehicle maintenance facilities at Haller Lake and Charles Street, Finance and Administrative Services shops located at Airport Way S., fire stations, police precincts including the animal shelter, and other FAS managed facilities used for City Services. Typical improvements may include, but are not limited to, energy efficiency enhancements through equipment replacement, upgrades/repairs to heating/ventilation/air conditioning systems, upgrades/repairs to electrical systems, upgrades/repairs to fire suppression systems, roof repairs or replacement, and structural assessments and repairs. This work ensures the long-term preservation of the operational use of the facilities.	1,848,000
Department of Finance and Administrative Services	20130 - LTGO Bond Interest and Redemption Fund	20130	BO-FA-DEBTBIRF	20130-BO-FA-DEBTBIRF	Bond Interest and Redemption	The purpose of the Bond Interest and Redemption Budget Summary Level is to make certain debt service payments through the Bond Interest and Redemption Fund (BIRF).	1,146,167
Department of Finance and Administrative Services	50300 - Finance and Administrative Services Fund	50300	BO-FA-CDCM	50300-BO-FA-CDCM	Capital Dev and Const Mgmt	The purpose of the Capital Development and Construction Management Budget Summary Level is to provide staffing resources to plan and administer FAS's Capital Improvement Program. Costs are budgeted in FAS's capital project Budget Control Levels.	-
Department of Finance and Administrative Services	00100 - General Fund	00100	BO-FA-0002	00100-BO-FA-0002	Citywide Admin Services	The purpose of the Citywide Admin Services Budget Summary Level is to provide Citywide administrative services such as customer services, purchasing and contracting services, and mail services.	360,000
Department of Finance and Administrative Services	14500 - Payroll Expense Tax	14500	BO-FA-0002	14500-BO-FA-0002	Citywide Admin Services	The purpose of the Citywide Admin Services Budget Summary Level is to provide Citywide administrative services such as customer services, purchasing and contracting services, and mail services.	841,250

Department	Fund	Fund Code	BSL Code	BCL Code	BSL Name	BSL Description	2025 Appropriations (\$)
Department of Finance and Administrative Services	50300 - Finance and Administrative Services Fund	50300	BO-FA-0002	50300-BO-FA-0002	Citywide Admin Services	The purpose of the Citywide Admin Services Budget Summary Level is to provide Citywide administrative services such as customer services, purchasing and contracting services, and mail services.	16,151,460
Department of Finance and Administrative Services	50300 - Finance and Administrative Services Fund	50300	BO-FA-0001	50300-BO-FA-0001	Citywide Operational Services	The purpose of the Citywide Operational Services Budget Summary Level is to provide Citywide asset management services including facility maintenance and fleet management.	99,771,914
Department of Finance and Administrative Services	37300 - 2025 Multipurpose LTGO Bond Fund	37300	BO-FA-DEBTISS-L	37300-BO-FA-DEBTISS-L	Debt Issuance Cost - LTGO	The purpose of the Debt Issuance Costs - LTGO Budget Summary Level is to pay debt issuance costs related to Multipurpose Limited Tax General Obligation (LTGO) Debt Issuance.	1,672,560
Department of Finance and Administrative Services	20140 - UTGO Bond Interest Redemption Fund	20140	BO-FA-DEBTISS-U	20140-BO-FA-DEBTISS-U	Debt Issuance Cost - UTGO	The purpose of the Debt Issuance Costs – UTGO Budget Summary Level is to pay debt issuance costs related to Multipurpose Unlimited Tax General Obligation (UTGO) Debt Issuance.	1,350,000
Department of Finance and Administrative Services	00100 - General Fund	00100	BC-FA-EXTPROJ	00100-BC-FA-EXTPROJ	FAS Oversight-External Projects	The purpose of the FAS Oversight-External Projects Budget Summary Level is to provide a structure for debt financing projects, including information technology projects, for City departments that lack their own capital program.	413,973
Department of Finance and Administrative Services	14500 - Payroll Expense Tax	14500	BC-FA-EXTPROJ	14500-BC-FA-EXTPROJ	FAS Oversight-External Projects	The purpose of the FAS Oversight-External Projects Budget Summary Level is to provide a structure for debt financing projects, including information technology projects, for City departments that lack their own capital program.	1,461,688
Department of Finance and Administrative Services	30010 - REET I Capital Fund	30010	BC-FA-EXTPROJ	30010-BC-FA-EXTPROJ	FAS Oversight-External Projects	The purpose of the FAS Oversight-External Projects Budget Summary Level is to provide a structure for debt financing projects, including information technology projects, for City departments that lack their own capital program.	-
Department of Finance and Administrative Services	50300 - Finance and Administrative Services Fund	50300	BC-FA-FASPD	50300-BC-FA-FASPD	FAS Project Delivery Services	The purpose of the FAS Project Delivery Services Budget Summary Level is to execute capital projects in general government facilities.	4,700,000
Department of Finance and Administrative Services	50321 - Fleet Capital Fund	50321	BO-FA-FLEETCAP	50321-BO-FA-FLEETCAP	Fleet Capital Program	The purpose of the Fleet Capital Program Budget Summary Level is to manage City of Seattle Fleet Replacement, including the purchase and disposal of vehicles owned by the Department of Finance and Administrative Services (FAS) and the administration of the Fleet Replacement Capital Reserve.	25,888,358
Department of Finance and Administrative Services	00100 - General Fund	00100	BC-FA-GARDENREM	00100-BC-FA-GARDENREM	Garden of Remembrance	The purpose of the Garden of Remembrance Budget Summary Level is to provide City support for replacing components of the memorial located at the Benaroya Concert Hall.	-
Department of Finance and Administrative Services	00164 - Unrestricted Cumulative Reserve Fund	00164	BC-FA-GARDENREM	00164-BC-FA-GARDENREM	Garden of Remembrance	The purpose of the Garden of Remembrance Budget Summary Level is to provide City support for replacing components of the memorial located at the Benaroya Concert Hall.	33,000
Department of Finance and Administrative Services	30010 - REET I Capital Fund	30010	BC-FA-GOVTFAC	30010-BC-FA-GOVTFAC	General Government Facilities - General	The purpose of the General Government Facilities - General Budget Summary Level is to execute capital projects in general government facilities.	3,615,417

Department	Fund	Fund Code	BSL Code	BCL Code	BSL Name	BSL Description	2025 Appropriations (\$)
Department of Finance and Administrative Services	37300 - 2025 Multipurpose LTGO Bond Fund	37300	BC-FA-GOVTFAC	37300-BC-FA-GOVTFAC	General Government Facilities - General	The purpose of the General Government Facilities - General Budget Summary Level is to execute capital projects in general government facilities.	9,726,000
Department of Finance and Administrative Services	00100 - General Fund	00100	BO-FA-INDGTDEF	00100-BO-FA-INDGTDEF	Indigent Defense Services	The purpose of the Indigent Defense Services Budget Summary Level is to secure legal defense services, as required by State law, for indigent people facing criminal charges in Seattle Municipal Court. Funding is also provided for a pilot program offering civil legal representation to indigent defendants.	14,110,581
Department of Finance and Administrative Services	37300 - 2025 Multipurpose LTGO Bond Fund	37300	BC-FA-A1IT	37300-BC-FA-A1IT	Information Technology	The purpose of the Information Technology Budget Summary Level is to replace, upgrade or maintain FAS information technology systems to meet the evolving enterprise activities of the City.	4,043,169
Department of Finance and Administrative Services	00100 - General Fund	00100	BO-FA-JAILSVCS	00100-BO-FA-JAILSVCS	Jail Services	The purpose of the Jail Services Budget Summary Level is to provide for the booking, housing, transporting, and guarding of City inmates. The jail population, for which the City pays, are adults charged with or convicted of misdemeanor crimes alleged to have been committed within the Seattle city limits.	27,201,076
Department of Finance and Administrative Services	00126 - Judgment/Claims Fund	00126	BO-FA-CJ000	00126-BO-FA-CJ000	Judgment & Claims Claims	The purpose of the Claim Expenses Budget Summary Level is to pay pending or actual claims and related costs against City government, as authorized by Chapter 5.24 of the Seattle Municipal Code. The Claims Budget Summary Level is supported by the Judgment/Claims Fund of the General Fund.	9,524,179
Department of Finance and Administrative Services	00126 - Judgment/Claims Fund	00126	BO-FA-JR000	00126-BO-FA-JR000	Judgment & Claims Litigation	The purpose of the Litigation Expenses Budget Summary Level is to pay anticipated, pending or actual judgments, claims payments, advance claims payments, and litigation expenses incurred while defending the City from judgments and claims. The Litigation Expenses Budget Summary Level is supported by the Judgment/Claims Fund of the General Fund.	36,536,451
Department of Finance and Administrative Services	00126 - Judgment/Claims Fund	00126	BO-FA-JR020	00126-BO-FA-JR020	Judgment & Claims Police Action	The purpose of the Police Action Expenses Budget Summary Level is to pay pending or actual settlements and judgments against the City related to police action cases, or pay related costs to investigate and defend the City against claims and judgments related to police action cases. The Police Action Expenses Budget Summary Level is supported by the Judgment/Claims Fund of the General Fund.	10,370,021
Department of Finance and Administrative Services	00100 - General Fund	00100	BO-FA-0006	00100-BO-FA-0006	Leadership & Administration	The purpose of the Leadership & Administration Budget Summary Level is to provide appropriation for core management and policy direction for Finance and Administrative Services.	308,251
Department of Finance and Administrative Services	14500 - Payroll Expense Tax	14500	BO-FA-0006	14500-BO-FA-0006	Leadership & Administration	The purpose of the Leadership & Administration Budget Summary Level is to provide appropriation for core management and policy direction for Finance and Administrative Services.	-
Department of Finance and Administrative Services	50300 - Finance and Administrative Services Fund	50300	BO-FA-0006	50300-BO-FA-0006	Leadership & Administration	The purpose of the Leadership & Administration Budget Summary Level is to provide appropriation for core management and policy direction for Finance and Administrative Services.	73,368,396
Department of Finance and Administrative Services	30010 - REET I Capital Fund	30010	BC-FA-NBHFIRE	30010-BC-FA-NBHFIRE	Neighborhood Fire Stations	The purpose of the Neighborhood Fire Stations Budget Summary Level is to replace and renovate fire stations and other emergency response facilities as part of the Fire Facilities and Emergency Response Levy program.	6,749,624

Department	Fund	Fund Code	BSL Code	BCL Code	BSL Name	BSL Description	2025 Appropriations (\$)
Department of Finance and Administrative Services	00100 - General Fund	00100	BO-FA-0003	00100-BO-FA-0003	Office of City Finance	The purpose of the Office of City Finance Budget Summary Level is to provide management of the Citywide financial services such as fiscal policy, debt issuance, and financial monitoring.	8,318,167
Department of Finance and Administrative Services	14500 - Payroll Expense Tax	14500	BO-FA-0003	14500-BO-FA-0003	Office of City Finance	The purpose of the Office of City Finance Budget Summary Level is to provide management of the Citywide financial services such as fiscal policy, debt issuance, and financial monitoring.	500,000
Department of Finance and Administrative Services	50300 - Finance and Administrative Services Fund	50300	BO-FA-0003	50300-BO-FA-0003	Office of City Finance	The purpose of the Office of City Finance Budget Summary Level is to provide management of the Citywide financial services such as fiscal policy, debt issuance, and financial monitoring.	27,152,447
Department of Finance and Administrative Services	00100 - General Fund	00100	BO-FA-0004	00100-BO-FA-0004	Other FAS Services	The purpose of the Other FAS Services Budget Summary Level is to provide appropriation for program specific support outside of the direct operations for Finance and Administrative Services.	29,585
Department of Finance and Administrative Services	12100 - Wheelchair Accessible Fund	12100	BO-FA-0004	12100-BO-FA-0004	Other FAS Services	The purpose of the Other FAS Services Budget Summary Level is to provide appropriation for program specific support outside of the direct operations for Finance and Administrative Services.	1,197,193
Department of Finance and Administrative Services	50300 - Finance and Administrative Services Fund	50300	BO-FA-0004	50300-BO-FA-0004	Other FAS Services	The purpose of the Other FAS Services Budget Summary Level is to provide appropriation for program specific support outside of the direct operations for Finance and Administrative Services.	734,499
Department of Finance and Administrative Services	67600 - FileLocal Agency Fund	67600	BO-FA-0004	67600-BO-FA-0004	Other FAS Services	The purpose of the Other FAS Services Budget Summary Level is to provide appropriation for program specific support outside of the direct operations for Finance and Administrative Services.	252,183
Department of Finance and Administrative Services	30010 - REET I Capital Fund	30010	BC-FA-PSFACPOL	30010-BC-FA-PSFACPOL	Publ Safety Facilities Police	The purpose of the Public Safety Facilities - Police Budget Summary Level is to renovate, expand, replace, or build police facilities.	-
Department of Finance and Administrative Services	30010 - REET I Capital Fund	30010	BC-FA-PSFACFIRE	30010-BC-FA-PSFACFIRE	Public Safety Facilities Fire	The purpose of the Public Safety Facilities - Fire Budget Summary Level is to renovate, expand, replace, or build fire facilities.	-
Department of Finance and Administrative Services	37300 - 2025 Multipurpose LTGO Bond Fund	37300	BC-FA-PSFACFIRE	37300-BC-FA-PSFACFIRE	Public Safety Facilities Fire	The purpose of the Public Safety Facilities - Fire Budget Summary Level is to renovate, expand, replace, or build fire facilities.	16,760,830
Department of Finance and Administrative Services	TBD - To Be Determined	TBD	BC-FA-PSFACFIRE	TBD-BC-FA-PSFACFIRE	Public Safety Facilities Fire	The purpose of the Public Safety Facilities - Fire Budget Summary Level is to renovate, expand, replace, or build fire facilities.	-
Department of Finance and Administrative Services	00100 - General Fund	00100	BO-FA-0005	00100-BO-FA-0005	Public Services	The purpose of the Public Services Budget Summary Level is to provide public services such as consumer protection and animal control services.	19,059,430

Department	Fund	Fund Code	BSL Code	BCL Code	BSL Name	BSL Description	2025 Appropriations (\$)
Department of Finance and Administrative Services	14500 - Payroll Expense Tax	14500	BO-FA-0005	14500-BO-FA-0005	Public Services	The purpose of the Public Services Budget Summary Level is to provide public services such as consumer protection and animal control services.	-
Department of Finance and Administrative Services	15260 - Animal Shelter Donation Fund	15260	BO-FA-0005	15260-BO-FA-0005	Public Services	The purpose of the Public Services Budget Summary Level is to provide public services such as consumer protection and animal control services.	222,620
Department of Finance and Administrative Services	50300 - Finance and Administrative Services Fund	50300	BO-FA-0005	50300-BO-FA-0005	Public Services	The purpose of the Public Services Budget Summary Level is to provide public services such as consumer protection and animal control services.	4,922,006
Department of Finance and Administrative Services	00100 - General Fund	00100	BO-FA-RCCP	00100-BO-FA-RCCP	Regulatory Compliance and Consumer Protection	The purpose of the Regulatory Compliance and Consumer Protection Budget Summary Level is to support City services and regulations that attempt to provide Seattle consumers with a fair and well-regulated marketplace. Expenditures from this BSL include support for taxicab inspections and licensing, the weights and measures inspection program, vehicle impound and consumer complaint investigation.	-
Department of Finance and Administrative Services	30010 - REET I Capital Fund	30010	BC-FA-SPSFDEBT	30010-BC-FA-SPSFDEBT	Seattle Public Safety Facilities Debt Service	This project provides for the payment of debt service on bonds issued to cover a portion of the costs associated with the Seattle Public Safety Facilities project.	-
Department of Finance and Administrative Services	63000 - Transit Benefit Fund	63000	BO-FA-TRNSTBNFT	63000-BO-FA-TRNSTBNFT	Transit Benefit	The purpose of the Transit Benefit Budget Summary Level is to pay for the transit benefits offered to City employees. The Transit Benefit Fund receives payments from Finance General and fee supported departments to pay for reduced cost King County Metro and other regional transit passes and related administrative expenses.	5,403,213
Department of Finance and Administrative Services	20140 - UTGO Bond Interest Redemption Fund	20140	BO-FA-DEBTUTGO	20140-BO-FA-DEBTUTGO	UTGO Debt Service	The purpose of the UTGO Debt Service Budget Summary Level is to create the legal appropriations to pay debt service on outstanding Unlimited Tax General Obligation (UTGO) Bonds.	16,164,900
Department of Neighborhoods	00100 - General Fund	00100	BO-DN-I3300	00100-BO-DN-I3300	Community Building	The purpose of the Community Building Budget Summary Level is to deliver technical assistance, support services, and programs in neighborhoods to strengthen local communities, engage residents in neighborhood improvement, leverage resources, and complete neighborhood-initiated projects.	6,871,240
Department of Neighborhoods	00100 - General Fund	00100	BO-DN-I3400	00100-BO-DN-I3400	Community Grants	The purpose of the Community Grants Budget Summary Level is to provide support to local grassroots projects within neighborhoods and communities by providing funding to implement community-based self-help projects.	3,051,813
Department of Neighborhoods	00155 - Sweetened Beverage Tax Fund	00155	BO-DN-I3400	00155-BO-DN-I3400	Community Grants	The purpose of the Community Grants Budget Summary Level is to provide support to local grassroots projects within neighborhoods and communities by providing funding to implement community-based self-help projects.	2,984,106
Department of Neighborhoods	00100 - General Fund	00100	BO-DN-I3100	00100-BO-DN-I3100	Leadership and Administration	The purpose of the Leadership and Administration Budget Summary Level is to provide executive, community, financial, human resource, technology and business support to the Department of Neighborhoods.	6,287,876

Department	Fund	Fund Code	BSL Code	BCL Code	BSL Name	BSL Description	2025 Appropriations (\$)
Employees' Retirement System	00100 - General Fund	00100	BO-RE-R2E000	00100-BO-RE-R2E000	Deferred Comp Management	The purpose of the Deferred Compensation Management Budget Summary Level is to manage and administer deferred compensation assets and benefits.	698,016
Employees' Retirement System	61030 - Employees' Retirement Fund	61030	BO-RE-R1E00	61030-BO-RE-R1E00	Employee Benefit Management	The purpose of the Employees' Retirement Budget Summary Level is to manage and administer retirement assets and benefits.	15,286,700
Ethics and Elections Commission	12300 - Election Vouchers Fund	12300	BO-ET-VT123	12300-BO-ET-VT123	Election Vouchers	The purpose of the Election Voucher Budget Summary Level is to pay costs associated with implementing, maintaining and funding a program for providing one hundred dollars in vouchers to eligible Seattle residents that they can contribute to candidates for City office who qualify to participate in the Election Voucher program enacted by voters in November 2015.	10,262,810
Ethics and Elections Commission	00100 - General Fund	00100	BO-ET-V1T00	00100-BO-ET-V1T00	Ethics and Elections	The purpose of the Ethics and Elections Budget Summary Level is to: 1) audit, investigate, and conduct hearings regarding non-compliance with, or violations of, Commission-administered ordinances; 2) advise all City officials and employees of their obligations under Commission-administered ordinances; and 3) publish and broadly distribute information about the City's ethical standards, City election campaigns, campaign financial disclosure statements, and lobbyist disclosure statements.	1,469,527
Executive (City Budget Office)	00100 - General Fund	00100	BO-CB-CZ000	00100-BO-CB-CZ000	City Budget Office	The purpose of the City Budget Office Budget Summary Level is to develop and monitor the budget, carry out budget-related functions, oversee financial policies and plans, support and advance Citywide innovation and performance measurement, and provide financial and other strategic analysis.	9,782,164
Executive (Community Police Commission)	00100 - General Fund	00100	BO-CP-X1P00	00100-BO-CP-X1P00	Office of the Community Police Commission	The purpose of the Office of the Community Police Commission Budget Summary Level is to leverage the ideas, talents, experience, and expertise of the community to provide ongoing community input into the development of the Seattle Police Department reforms, the establishment of police priorities, and facilitation of police/community relationships necessary to promote public safety.	2,132,187
Executive (Office for Civil Rights)	00100 - General Fund	00100	BO-CR-X1R00	00100-BO-CR-X1R00	Civil Rights	The purpose of the Civil Rights Budget Summary Level is to encourage and promote equal access and opportunity, diverse participation, and social and economic equity in Seattle. OCR works to eliminate discrimination in employment, housing, public accommodations, contracting, and lending in Seattle through enforcement, and policy and outreach activities. In addition, OCR is responsible for directing the Race and Social Justice Initiative, which leads other City departments to design and implement programs that help eliminate institutionalized racism.	7,863,947
Executive (Office of Arts and Culture)	00100 - General Fund	00100	BO-AR-VA160	00100-BO-AR-VA160	Arts and Cultural Programs	The purpose of the Arts and Cultural Programs Budget Summary Level is to invest in Seattle's arts and cultural community.	-
Executive (Office of Arts and Culture)	12400 - Arts and Culture Fund	12400	BO-AR-VA160	12400-BO-AR-VA160	Arts and Cultural Programs	The purpose of the Arts and Cultural Programs Budget Summary Level is to invest in Seattle's arts and cultural community.	13,811,616
Executive (Office of Arts and Culture)	14500 - Payroll Expense Tax	14500	BO-AR-VA160	14500-BO-AR-VA160	Arts and Cultural Programs	The purpose of the Arts and Cultural Programs Budget Summary Level is to invest in Seattle's arts and cultural community.	350,000
Executive (Office of Arts and Culture)	12400 - Arts and Culture Fund	12400	BO-AR-VA170	12400-BO-AR-VA170	Cultural Space	The purpose of the Cultural Space Budget Summary Level is to fund the development of new cultural spaces, the retention of crucial cultural anchors, and physical space improvements in existing cultural institutions.	858,361

Department	Fund	Fund Code	BSL Code	BCL Code	BSL Name	BSL Description	2025 Appropriations (\$)
Executive (Office of Arts and Culture)	12010 - Municipal Arts Fund	12010	BO-AR-VA150	12010-BO-AR-VA150	Leadership and Administration	The purpose of the Leadership and Administration Budget Summary Level is to provide executive, financial, human resource, and business support to the Office and to support the Seattle Arts Commission, a 16-member advisory board that advises the Office, Mayor, and City Council on arts programs and policy.	1,156,836
Executive (Office of Arts and Culture)	12400 - Arts and Culture Fund	12400	BO-AR-VA150	12400-BO-AR-VA150	Leadership and Administration	The purpose of the Leadership and Administration Budget Summary Level is to provide executive, financial, human resource, and business support to the Office and to support the Seattle Arts Commission, a 16-member advisory board that advises the Office, Mayor, and City Council on arts programs and policy.	4,061,037
Executive (Office of Arts and Culture)	12010 - Municipal Arts Fund	12010	BO-AR-2VMA0	12010-BO-AR-2VMA0	Public Art	The purpose of the Public Art Budget Summary Level is to fund the Public Art Program, which develops art pieces and programs for City facilities, and the Artwork Conservation Program, which maintains the City's permanent art collection.	4,546,267
Executive (Office of Arts and Culture)	12400 - Arts and Culture Fund	12400	BO-AR-2VMA0	12400-BO-AR-2VMA0	Public Art	The purpose of the Public Art Budget Summary Level is to fund the Public Art Program, which develops art pieces and programs for City facilities, and the Artwork Conservation Program, which maintains the City's permanent art collection.	610,250
Executive (Office of Economic Development)	00100 - General Fund	00100	BO-ED-X1D00	00100-BO-ED-X1D00	Business Services	The purpose of the Business Services Budget Summary Level is to promote economic development in the City.	5,600,223
Executive (Office of Economic Development)	14500 - Payroll Expense Tax	14500	BO-ED-X1D00	14500-BO-ED-X1D00	Business Services	The purpose of the Business Services Budget Summary Level is to promote economic development in the City.	16,353,743
Executive (Office of Economic Development)	00100 - General Fund	00100	BO-ED-ADMIN	00100-BO-ED-ADMIN	Leadership and Administration	The purpose of the Leadership and Administration Budget Summary Level is to provide executive, community, financial, human resource, technology and business support to the Office of Economic Development.	4,734,884
Executive (Office of Economic Development)	14500 - Payroll Expense Tax	14500	BO-ED-ADMIN	14500-BO-ED-ADMIN	Leadership and Administration	The purpose of the Leadership and Administration Budget Summary Level is to provide executive, community, financial, human resource, technology and business support to the Office of Economic Development.	4,480,769
Executive (Office of Emergency Management)	00100 - General Fund	00100	BO-EP-10000	00100-BO-EP-10000	Office of Emergency Management	The purpose of the Office of Emergency Management Budget Summary Level is to manage citywide emergency planning, hazard mitigation, disaster response and recovery coordination, community preparedness, and internal and external partnership building.	3,072,157
Executive (Office of Emergency Management)	14000 - Coronavirus Local Fiscal Recovery Fund	14000	BO-EP-10000	14000-BO-EP-10000	Office of Emergency Management	The purpose of the Office of Emergency Management Budget Summary Level is to manage citywide emergency planning, hazard mitigation, disaster response and recovery coordination, community preparedness, and internal and external partnership building.	-
Executive (Office of Housing)	14500 - Payroll Expense Tax	14500	BO-HU-2000	14500-BO-HU-2000	Homeownership & Sustainability	The purpose of the Homeownership & Sustainability Budget Summary Level is to provide loans, grants, and other types of assistance to affordable housing providers and low-income Seattle residents in order to support permanently affordable homeownership, address displacement risks, provide health and safety home repair needs, and implement energy efficiency improvements for qualifying properties.	7,089,091

Department	Fund	Fund Code	BSL Code	BCL Code	BSL Name	BSL Description	2025 Appropriations (\$)
Executive (Office of Housing)	16400 - Low Income Housing Fund	16400	BO-HU-2000	16400-BO-HU-2000	Homeownership & Sustainability	The purpose of the Homeownership & Sustainability Budget Summary Level is to provide loans, grants, and other types of assistance to affordable housing providers and low-income Seattle residents in order to support permanently affordable homeownership, address displacement risks, provide health and safety home repair needs, and implement energy efficiency improvements for qualifying properties.	19,997,916
Executive (Office of Housing)	16600 - Office of Housing Fund	16600	BO-HU-2000	16600-BO-HU-2000	Homeownership & Sustainability	The purpose of the Homeownership & Sustainability Budget Summary Level is to provide loans, grants, and other types of assistance to affordable housing providers and low-income Seattle residents in order to support permanently affordable homeownership, address displacement risks, provide health and safety home repair needs, and implement energy efficiency improvements for qualifying properties.	2,984,108
Executive (Office of Housing)	14500 - Payroll Expense Tax	14500	BO-HU-1000	14500-BO-HU-1000	Leadership and Administration	The purpose of the Leadership & Administration Budget Summary Level is to provide centralized leadership, strategic planning, program development, financial management, and administrative support services to the office.	4,161,738
Executive (Office of Housing)	16600 - Office of Housing Fund	16600	BO-HU-1000	16600-BO-HU-1000	Leadership and Administration	The purpose of the Leadership & Administration Budget Summary Level is to provide centralized leadership, strategic planning, program development, financial management, and administrative support services to the office.	7,433,688
Executive (Office of Housing)	14500 - Payroll Expense Tax	14500	BO-HU-3000	14500-BO-HU-3000	Multifamily Housing	The purpose of the Multifamily Housing Budget Summary Level is to support the development, preservation, and acquisition of multifamily rental housing, as well as the long-term stewardship and monitoring of that housing, and to support affordable housing providers and low-income residents.	121,592,968
Executive (Office of Housing)	16400 - Low Income Housing Fund	16400	BO-HU-3000	16400-BO-HU-3000	Multifamily Housing	The purpose of the Multifamily Housing Budget Summary Level is to support the development, preservation, and acquisition of multifamily rental housing, as well as the long-term stewardship and monitoring of that housing, and to support affordable housing providers and low-income residents.	178,419,469
Executive (Office of Housing)	16600 - Office of Housing Fund	16600	BO-HU-3000	16600-BO-HU-3000	Multifamily Housing	The purpose of the Multifamily Housing Budget Summary Level is to support the development, preservation, and acquisition of multifamily rental housing, as well as the long-term stewardship and monitoring of that housing, and to support affordable housing providers and low-income residents.	2,645,843
Executive (Office of Immigrant and Refugee Affairs)	00100 - General Fund	00100	BO-IA-X1N00	00100-BO-IA-X1N00	Office of Immigrant and Refugee Affairs	The purpose of the Office of Immigrant and Refugee Affairs Budget Summary Level is to facilitate the successful integration of immigrants and refugees into Seattle's civic, economic, and cultural life and to advocate on behalf of immigrant and refugee communities so that the City's programs and services better meet the unique needs of these constituents.	6,224,830
Executive (Office of Immigrant and Refugee Affairs)	14500 - Payroll Expense Tax	14500	BO-IA-X1N00	14500-BO-IA-X1N00	Office of Immigrant and Refugee Affairs	The purpose of the Office of Immigrant and Refugee Affairs Budget Summary Level is to facilitate the successful integration of immigrants and refugees into Seattle's civic, economic, and cultural life and to advocate on behalf of immigrant and refugee communities so that the City's programs and services better meet the unique needs of these constituents.	142,227

Department	Fund	Fund Code	BSL Code	BCL Code	BSL Name	BSL Description	2025 Appropriations (\$)
Executive (Office of Intergovernmental Relations)	00100 - General Fund	00100	BO-IR-X1G00	00100-BO-IR-X1G00	Office of Intergovernmental Relations	The purpose of the Intergovernmental Relations Budget Summary Level is to promote and protect the City's federal, state, regional, tribal, and international interests by providing strategic advice, representation, and advocacy to, and on behalf of, City elected officials on a variety of issues. These include: federal and state executive and legislative actions; issues and events relating to the City's tribal and international relations; and jurisdictional issues involving King County, suburban cities, and regional governmental organizations.	3,471,746
Executive (Office of Labor Standards)	00190 - Office of Labor Standards Fund	00190	BO-LS-1000	00190-BO-LS-1000	Office of Labor Standards	The purpose of the Office of Labor Standards Budget Summary Level is to implement labor standards for workers performing work inside Seattle's city limits . This includes investigation, remediation, outreach and education, and policy work related to existing labor standards and those that the City may enact in the future.	8,524,784
Executive (Office of Labor Standards)	14500 - Payroll Expense Tax	14500	BO-LS-1000	14500-BO-LS-1000	Office of Labor Standards	The purpose of the Office of Labor Standards Budget Summary Level is to implement labor standards for workers performing work inside Seattle's city limits . This includes investigation, remediation, outreach and education, and policy work related to existing labor standards and those that the City may enact in the future.	-
Executive (Office of Planning and Community Development)	30010 - REET I Capital Fund	30010	BO-PC-X2P10	30010-BO-PC-X2P10	Design Commission	The purpose of the Design Commission Budget Summary Level is to give advice to the Mayor, City Council, and City Departments, concerning City-funded Capital Improvement Projects, projects that seek long-term use of the right-of-way, or major transportation projects.	759,627
Executive (Office of Planning and Community Development)	12200 - Short-Term Rental Tax Fund	12200	BO-PC-X2P40	12200-BO-PC-X2P40	Equitable Development Initiative	The purpose of the Equitable Development Initiative Budget Summary Level is to foster community leadership and support organizations that promote equitable access to housing, jobs, education, parks, cultural expression, healthy food, and other community needs and amenities. The goal of the Equitable Development Initiative is to address displacement and the unequal distribution of opportunities in order to sustain a diverse Seattle.	6,362,371
Executive (Office of Planning and Community Development)	14500 - Payroll Expense Tax	14500	BO-PC-X2P40	14500-BO-PC-X2P40	Equitable Development Initiative	The purpose of the Equitable Development Initiative Budget Summary Level is to foster community leadership and support organizations that promote equitable access to housing, jobs, education, parks, cultural expression, healthy food, and other community needs and amenities. The goal of the Equitable Development Initiative is to address displacement and the unequal distribution of opportunities in order to sustain a diverse Seattle.	20,205,059
Executive (Office of Planning and Community Development)	00100 - General Fund	00100	BO-PC-X2P00	00100-BO-PC-X2P00	Planning and Community Development	The purpose of the Planning and Community Development Budget Summary Level is to manage a collaborative vision for planning that advances equitable development and creates great places in the City of Seattle that is consistent with Seattle's Comprehensive Plan, and to inform and guide growth related decisions for future development.	8,076,189
Executive (Office of Planning and Community Development)	12200 - Short-Term Rental Tax Fund	12200	BO-PC-X2P00	12200-BO-PC-X2P00	Planning and Community Development	The purpose of the Planning and Community Development Budget Summary Level is to manage a collaborative vision for planning that advances equitable development and creates great places in the City of Seattle that is consistent with Seattle's Comprehensive Plan, and to inform and guide growth related decisions for future development.	1,089,914

Department	Fund	Fund Code	BSL Code	BCL Code	BSL Name	BSL Description	2025 Appropriations (\$)
Executive (Office of Planning and Community Development)	14500 - Payroll Expense Tax	14500	BO-PC-X2P00	14500-BO-PC-X2P00	Planning and Community Development	The purpose of the Planning and Community Development Budget Summary Level is to manage a collaborative vision for planning that advances equitable development and creates great places in the City of Seattle that is consistent with Seattle's Comprehensive Plan, and to inform and guide growth related decisions for future development.	2,183,905
Executive (Office of Sustainability and Environment)	00100 - General Fund	00100	BO-SE-X1000	00100-BO-SE-X1000	Office of Sustainability and Environment	The purpose of the Office of Sustainability and Environment Budget Summary Level is to coordinate interdepartmental environmental sustainability initiatives, identify and develop next generation policies and programs, and lead the City's climate change action planning to move towards carbon neutrality.	8,361,046
Executive (Office of Sustainability and Environment)	00155 - Sweetened Beverage Tax Fund	00155	BO-SE-X1000	00155-BO-SE-X1000	Office of Sustainability and Environment	The purpose of the Office of Sustainability and Environment Budget Summary Level is to coordinate interdepartmental environmental sustainability initiatives, identify and develop next generation policies and programs, and lead the City's climate change action planning to move towards carbon neutrality.	6,336,822
Executive (Office of Sustainability and Environment)	14500 - Payroll Expense Tax	14500	BO-SE-X1000	14500-BO-SE-X1000	Office of Sustainability and Environment	The purpose of the Office of Sustainability and Environment Budget Summary Level is to coordinate interdepartmental environmental sustainability initiatives, identify and develop next generation policies and programs, and lead the City's climate change action planning to move towards carbon neutrality.	12,442,588
Executive (Office of the Mayor)	00100 - General Fund	00100	BO-MA-X1A00	00100-BO-MA-X1A00	Office of the Mayor	The purpose of the Office of the Mayor Budget Summary Level is to provide executive leadership to support City departments, engage and be responsive to residents of the city, develop policy for the City, and provide executive administrative and management support to the City.	15,131,822
Finance General	00100 - General Fund	00100	BO-FG-2QA00	00100-BO-FG-2QA00	Appropriation to Special Funds	The purpose of the Appropriation to Special Funds Budget Summary Level is to appropriate General Fund and other centrally managed resources, several of which are based upon the performance of certain City revenues, to bond redemption or special purpose funds. These appropriations are implemented as operating transfers to the funds or accounts they support.	190,353,074
Finance General	00164 - Unrestricted Cumulative Reserve Fund	00164	BO-FG-2QA00	00164-BO-FG-2QA00	Appropriation to Special Funds	The purpose of the Appropriation to Special Funds Budget Summary Level is to appropriate General Fund and other centrally managed resources, several of which are based upon the performance of certain City revenues, to bond redemption or special purpose funds. These appropriations are implemented as operating transfers to the funds or accounts they support.	3,100,121
Finance General	12200 - Short-Term Rental Tax Fund	12200	BO-FG-2QA00	12200-BO-FG-2QA00	Appropriation to Special Funds	The purpose of the Appropriation to Special Funds Budget Summary Level is to appropriate General Fund and other centrally managed resources, several of which are based upon the performance of certain City revenues, to bond redemption or special purpose funds. These appropriations are implemented as operating transfers to the funds or accounts they support.	2,010,193
Finance General	14500 - Payroll Expense Tax	14500	BO-FG-2QA00	14500-BO-FG-2QA00	Appropriation to Special Funds	The purpose of the Appropriation to Special Funds Budget Summary Level is to appropriate General Fund and other centrally managed resources, several of which are based upon the performance of certain City revenues, to bond redemption or special purpose funds. These appropriations are implemented as operating transfers to the funds or accounts they support.	315,548,240

Department	Fund	Fund Code	BSL Code	BCL Code	BSL Name	BSL Description	2025 Appropriations (\$)
Finance General	37200 - 2024 Multipurpose LTGO Bond Fund	37200	BO-FG-2QA00	37200-BO-FG-2QA00	Appropriation to Special Funds	The purpose of the Appropriation to Special Funds Budget Summary Level is to appropriate General Fund and other centrally managed resources, several of which are based upon the performance of certain City revenues, to bond redemption or special purpose funds. These appropriations are implemented as operating transfers to the funds or accounts they support.	4,709,708
Finance General	00100 - General Fund	00100	BO-FG-2QD00	00100-BO-FG-2QD00	General Purpose	The purpose of the General Purpose Budget Summary Level is to provide appropriation authority to those programs for which there is no single appropriate managing department, or for which there is Council and/or Mayor desire for additional budget oversight.	52,440,178
Finance General	00155 - Sweetened Beverage Tax Fund	00155	BO-FG-2QD00	00155-BO-FG-2QD00	General Purpose	The purpose of the General Purpose Budget Summary Level is to provide appropriation authority to those programs for which there is no single appropriate managing department, or for which there is Council and/or Mayor desire for additional budget oversight.	-
Finance General	12400 - Arts and Culture Fund	12400	BO-FG-2QD00	12400-BO-FG-2QD00	General Purpose	The purpose of the General Purpose Budget Summary Level is to provide appropriation authority to those programs for which there is no single appropriate managing department, or for which there is Council and/or Mayor desire for additional budget oversight.	12,222,000
Finance General	13000 - Transportation Fund	13000	BO-FG-2QD00	13000-BO-FG-2QD00	General Purpose	The purpose of the General Purpose Budget Summary Level is to provide appropriation authority to those programs for which there is no single appropriate managing department, or for which there is Council and/or Mayor desire for additional budget oversight.	597,000
Finance General	14500 - Payroll Expense Tax	14500	BO-FG-2QD00	14500-BO-FG-2QD00	General Purpose	The purpose of the General Purpose Budget Summary Level is to provide appropriation authority to those programs for which there is no single appropriate managing department, or for which there is Council and/or Mayor desire for additional budget oversight.	3,442,889
Finance General	19900 - Transportation Benefit District Fund	19900	BO-FG-2QD00	19900-BO-FG-2QD00	General Purpose	The purpose of the General Purpose Budget Summary Level is to provide appropriation authority to those programs for which there is no single appropriate managing department, or for which there is Council and/or Mayor desire for additional budget oversight.	3,777,085
Firefighters Pension	61040 - Fireman's Pension Fund	61040	BO-FP-R2F01	61040-BO-FP-R2F01	Firefighters Pension	The purpose of the Firefighters' Pension Budget Summary Level is to provide benefit services to eligible active and retired firefighters and their lawful beneficiaries.	26,470,724
Human Services Department	00100 - General Fund	00100	BO-HS-H3000	00100-BO-HS-H3000	Addressing Homelessness	The purpose of the Addressing Homelessness Budget Summary Level is to support programs that provide resources and services to Seattle's low-income and homeless residents to reduce homelessness.	118,817,489
Human Services Department	12200 - Short-Term Rental Tax Fund	12200	BO-HS-H3000	12200-BO-HS-H3000	Addressing Homelessness	The purpose of the Addressing Homelessness Budget Summary Level is to support programs that provide resources and services to Seattle's low-income and homeless residents to reduce homelessness.	3,863,794
Human Services Department	14500 - Payroll Expense Tax	14500	BO-HS-H3000	14500-BO-HS-H3000	Addressing Homelessness	The purpose of the Addressing Homelessness Budget Summary Level is to support programs that provide resources and services to Seattle's low-income and homeless residents to reduce homelessness.	3,300,000
Human Services Department	16200 - Human Services Fund	16200	BO-HS-H3000	16200-BO-HS-H3000	Addressing Homelessness	The purpose of the Addressing Homelessness Budget Summary Level is to support programs that provide resources and services to Seattle's low-income and homeless residents to reduce homelessness.	12,886,966

Department	Fund	Fund Code	BSL Code	BCL Code	BSL Name	BSL Description	2025 Appropriations (\$)
Human Services Department	00100 - General Fund	00100	BO-HS-H5000	00100-BO-HS-H5000	Leadership and Administration	The purpose of the Leadership & Administration Budget Summary Level is to provide executive, community, financial, human resource, technology, and business support to the Human Services Department.	13,505,709
Human Services Department	00155 - Sweetened Beverage Tax Fund	00155	BO-HS-H5000	00155-BO-HS-H5000	Leadership and Administration	The purpose of the Leadership & Administration Budget Summary Level is to provide executive, community, financial, human resource, technology, and business support to the Human Services Department.	110,774
Human Services Department	16200 - Human Services Fund	16200	BO-HS-H5000	16200-BO-HS-H5000	Leadership and Administration	The purpose of the Leadership & Administration Budget Summary Level is to provide executive, community, financial, human resource, technology, and business support to the Human Services Department.	5,262,931
Human Services Department	00100 - General Fund	00100	BO-HS-H2000	00100-BO-HS-H2000	Preparing Youth for Success	The purpose of the Preparing Youth for Success Budget Summary Level is to support programs that help youth and young adults develop and succeed.	16,511,997
Human Services Department	14500 - Payroll Expense Tax	14500	BO-HS-H2000	14500-BO-HS-H2000	Preparing Youth for Success	The purpose of the Preparing Youth for Success Budget Summary Level is to support programs that help youth and young adults develop and succeed.	642,805
Human Services Department	16200 - Human Services Fund	16200	BO-HS-H2000	16200-BO-HS-H2000	Preparing Youth for Success	The purpose of the Preparing Youth for Success Budget Summary Level is to support programs that help youth and young adults develop and succeed.	-
Human Services Department	00100 - General Fund	00100	BO-HS-H6000	00100-BO-HS-H6000	Promoting Healthy Aging	The purpose of the Promoting Healthy Aging Budget Summary Level is to provide programs that improve choice, promote independence, and enhance the quality of life for older people and adults with disabilities.	11,910,991
Human Services Department	16200 - Human Services Fund	16200	BO-HS-H6000	16200-BO-HS-H6000	Promoting Healthy Aging	The purpose of the Promoting Healthy Aging Budget Summary Level is to provide programs that improve choice, promote independence, and enhance the quality of life for older people and adults with disabilities.	67,142,526
Human Services Department	00100 - General Fund	00100	BO-HS-H7000	00100-BO-HS-H7000	Promoting Public Health	The purpose of the Promoting Public Health Budget Summary Level is to provide programs that give access to chemical and dependency services and reduce the disparities in health among the Seattle population.	24,354,348
Human Services Department	14500 - Payroll Expense Tax	14500	BO-HS-H7000	14500-BO-HS-H7000	Promoting Public Health	The purpose of the Promoting Public Health Budget Summary Level is to provide programs that give access to chemical and dependency services and reduce the disparities in health among the Seattle population.	-
Human Services Department	14510 - Opioid Settlement Proceed Fund	14510	BO-HS-H7000	14510-BO-HS-H7000	Promoting Public Health	The purpose of the Promoting Public Health Budget Summary Level is to provide programs that give access to chemical and dependency services and reduce the disparities in health among the Seattle population.	1,895,229
Human Services Department	16200 - Human Services Fund	16200	BO-HS-H7000	16200-BO-HS-H7000	Promoting Public Health	The purpose of the Promoting Public Health Budget Summary Level is to provide programs that give access to chemical and dependency services and reduce the disparities in health among the Seattle population.	-
Human Services Department	00100 - General Fund	00100	BO-HS-H1000	00100-BO-HS-H1000	Supporting Affordability and Livability	The purpose of the Supporting Affordability & Livability Budget Summary Level is to support programs that promote affordability to Seattle residents with low incomes.	21,290,437
Human Services Department	00155 - Sweetened Beverage Tax Fund	00155	BO-HS-H1000	00155-BO-HS-H1000	Supporting Affordability and Livability	The purpose of the Supporting Affordability & Livability Budget Summary Level is to support programs that promote affordability to Seattle residents with low incomes.	5,447,516

Department	Fund	Fund Code	BSL Code	BCL Code	BSL Name	BSL Description	2025 Appropriations (\$)
Human Services Department	00164 - Unrestricted Cumulative Reserve Fund	00164	BO-HS-H1000	00164-BO-HS-H1000	Supporting Affordability and Livability	The purpose of the Supporting Affordability & Livability Budget Summary Level is to support programs that promote affordability to Seattle residents with low incomes.	-
Human Services Department	14500 - Payroll Expense Tax	14500	BO-HS-H1000	14500-BO-HS-H1000	Supporting Affordability and Livability	The purpose of the Supporting Affordability & Livability Budget Summary Level is to support programs that promote affordability to Seattle residents with low incomes.	4,400
Human Services Department	16200 - Human Services Fund	16200	BO-HS-H1000	16200-BO-HS-H1000	Supporting Affordability and Livability	The purpose of the Supporting Affordability & Livability Budget Summary Level is to support programs that promote affordability to Seattle residents with low incomes.	14,050,967
Human Services Department	00100 - General Fund	00100	BO-HS-H4000	00100-BO-HS-H4000	Supporting Safe Communities	The purpose of the Supporting Safe Communities Budget Summary Level is to support programs that help reduce instances of individuals experiencing trauma, violence, and crisis.	56,142,180
Human Services Department	14500 - Payroll Expense Tax	14500	BO-HS-H4000	14500-BO-HS-H4000	Supporting Safe Communities	The purpose of the Supporting Safe Communities Budget Summary Level is to support programs that help reduce instances of individuals experiencing trauma, violence, and crisis.	7,721,220
Human Services Department	16200 - Human Services Fund	16200	BO-HS-H4000	16200-BO-HS-H4000	Supporting Safe Communities	The purpose of the Supporting Safe Communities Budget Summary Level is to support programs that help reduce instances of individuals experiencing trauma, violence, and crisis.	30,000
Law Department	00100 - General Fund	00100	BO-LW-J1300	00100-BO-LW-J1300	Civil	The purpose of the Civil Budget Summary Level is to provide legal advice to the City's policy-makers, and to defend and represent the City, its employees, and officials before a variety of county, state, federal courts, and administrative bodies.	18,656,862
Law Department	00100 - General Fund	00100	BO-LW-J1500	00100-BO-LW-J1500	Criminal	The purpose of the Criminal Budget Summary Level includes prosecuting ordinance violations and misdemeanor crimes, maintaining case information and preparing effective case files for the court appearances of prosecuting attorneys, and assisting and advocating for victims of domestic violence throughout the court process.	11,888,858
Law Department	00100 - General Fund	00100	BO-LW-J1100	00100-BO-LW-J1100	Leadership and Administration	The purpose of the Leadership and Administration Budget Summary Level is to provide executive, financial, technological, administrative and managerial support to the Department.	14,815,398
Law Department	00100 - General Fund	00100	BO-LW-J1700	00100-BO-LW-J1700	Precinct Liaison	The purpose of the Precinct Liaison Budget Summary Level is to support a program where attorneys work in each of the City's five precincts, providing legal advice to police and other City departments. In helping to address a variety of neighborhood and community problems, the precinct liaison attorneys coordinate with the Civil and Criminal divisions with the goal of providing a consistent, thorough and effective approach.	814,549
Legislative Department	00100 - General Fund	00100	BO-LG-G2000	00100-BO-LG-G2000	Leadership and Administration	The purpose of the Leadership and Administration Budget Summary Level is to provide executive, community, financial, human resource, technology and business support to the department.	5,020,156
Legislative Department	00100 - General Fund	00100	BO-LG-G1000	00100-BO-LG-G1000	Legislative Department	The purpose of the Legislative Department Budget Summary Level is to set policy, enact City laws, approve the City's budget, provide oversight of City departments, and support the mission of the Council.	17,744,320
Office of Economic and Revenue Forecasts	00100 - General Fund	00100	BO-ER-10000	00100-BO-ER-10000	Economic and Revenue Forecasts	The purpose of the Economic and Revenue Forecasts Budget Summary Level is to provide support to the Forecast Council, perform economic and revenue forecasts, conduct special studies at the request of the Forecast Council, and provide ad hoc analytical support on economic and revenue estimation for legislative and executive staff consistent with the work program.	749,118

Department	Fund	Fund Code	BSL Code	BCL Code	BSL Name	BSL Description	2025 Appropriations (\$)
Office of Hearing Examiner	00100 - General Fund	00100	BO-HX-V1X00	00100-BO-HX-V1X00	Office of the Hearing Examiner	The purpose of the Office of Hearing Examiner Budget Summary Level is to conduct fair and impartial hearings in all subject areas where the Seattle Municipal Code grants authority to do so (there are currently more than 75 subject areas) and to issue decisions and recommendations consistent with applicable law.	1,314,214
Office of Inspector General for Public Safety	00100 - General Fund	00100	BO-IG-1000	00100-BO-IG-1000	Office of Inspector General for Public Safety	The purpose of the Office of Inspector General for Public Safety Budget Summary Level is to provide civilian oversight of management and operations of the Seattle Police Department (SPD) and Office of Police Accountability (OPA) as well as civilian review of criminal justice system operations and practices that involve SPD or OPA.	5,216,694
Office of the City Auditor	00100 - General Fund	00100	BO-AD-VG000	00100-BO-AD-VG000	Office of the City Auditor	The purpose of the Office of City Auditor Budget Summary Level is to provide unbiased analyses and objective recommendations to assist the City in using public resources more equitably, efficiently and effectively in delivering services to the public.	2,571,340
Office of the City Auditor	00155 - Sweetened Beverage Tax Fund	00155	BO-AD-VG000	00155-BO-AD-VG000	Office of the City Auditor	The purpose of the Office of City Auditor Budget Summary Level is to provide unbiased analyses and objective recommendations to assist the City in using public resources more equitably, efficiently and effectively in delivering services to the public.	-
Office of the Employee Ombud	00100 - General Fund	00100	BO-EM-V10MB	00100-BO-EM-V10MB	Office of Employee Ombud	The purpose of the Office of Employee Ombud (OEO) Budget Summary Level is to support City of Seattle employees in navigating the City's conflict management system, including processes related to harassment, discrimination, and misconduct. OEO provides recommendations to the Mayor and City Council on policies and procedures that can help create an inclusive and respectful workplace environment.	1,234,561
Police Relief and Pension	61060 - Police Relief & Pension Fund	61060	BO-PP-RP604	61060-BO-PP-RP604	Police Relief and Pension	The purpose of the Police Relief and Pension Budget Summary Level is to provide responsive benefit services to eligible active-duty and retired Seattle police officers.	22,464,953
Seattle Center	00164 - Unrestricted Cumulative Reserve Fund	00164	BC-SC-S03P01	00164-BC-SC-S03P01	Building and Campus Improvements	The purpose of the Building and Campus Improvements Budget Summary Level is to provide for improvements throughout the Seattle Center campus, including buildings and building systems, open spaces, public gathering places, utility infrastructure, and long-range planning.	50,000
Seattle Center	14500 - Payroll Expense Tax	14500	BC-SC-S03P01	14500-BC-SC-S03P01	Building and Campus Improvements	The purpose of the Building and Campus Improvements Budget Summary Level is to provide for improvements throughout the Seattle Center campus, including buildings and building systems, open spaces, public gathering places, utility infrastructure, and long-range planning.	195,000
Seattle Center	30010 - REET I Capital Fund	30010	BC-SC-S03P01	30010-BC-SC-S03P01	Building and Campus Improvements	The purpose of the Building and Campus Improvements Budget Summary Level is to provide for improvements throughout the Seattle Center campus, including buildings and building systems, open spaces, public gathering places, utility infrastructure, and long-range planning.	5,292,000
Seattle Center	37410 - 2026 LTGO Bond Fund B	37410	BC-SC-S03P01	37410-BC-SC-S03P01	Building and Campus Improvements	The purpose of the Building and Campus Improvements Budget Summary Level is to provide for improvements throughout the Seattle Center campus, including buildings and building systems, open spaces, public gathering places, utility infrastructure, and long-range planning.	9,000,000
Seattle Center	00100 - General Fund	00100	BO-SC-60000	00100-BO-SC-60000	Campus	The purpose of the Campus Budget Summary Level is to manage and operate Seattle Center's Campus events, grounds and facilities.	8,720,329

Department	Fund	Fund Code	BSL Code	BCL Code	BSL Name	BSL Description	2025 Appropriations (\$)
Seattle Center	11410 - Seattle Center Fund	11410	BO-SC-60000	11410-BO-SC-60000	Campus	The purpose of the Campus Budget Summary Level is to manage and operate Seattle Center's Campus events, grounds and facilities.	23,978,109
Seattle Center	12400 - Arts and Culture Fund	12400	BO-SC-60000	12400-BO-SC-60000	Campus	The purpose of the Campus Budget Summary Level is to manage and operate Seattle Center's Campus events, grounds and facilities.	0
Seattle Center	14500 - Payroll Expense Tax	14500	BO-SC-60000	14500-BO-SC-60000	Campus	The purpose of the Campus Budget Summary Level is to manage and operate Seattle Center's Campus events, grounds and facilities.	491,308
Seattle Center	00100 - General Fund	00100	BO-SC-69000	00100-BO-SC-69000	Leadership and Administration	The purpose of the Leadership & Administration Budget Summary Level is to provide executive, community, financial, human resource, technology and business support to the department.	7,711,207
Seattle Center	11410 - Seattle Center Fund	11410	BO-SC-69000	11410-BO-SC-69000	Leadership and Administration	The purpose of the Leadership & Administration Budget Summary Level is to provide executive, community, financial, human resource, technology and business support to the department.	1,404,460
Seattle Center	00100 - General Fund	00100	BO-SC-65000	00100-BO-SC-65000	McCaw Hall	The purpose of the McCaw Hall Budget Summary Level is to operate and maintain McCaw Hall.	831,810
Seattle Center	11430 - Seattle Center McCaw Hall Fund	11430	BO-SC-65000	11430-BO-SC-65000	McCaw Hall	The purpose of the McCaw Hall Budget Summary Level is to operate and maintain McCaw Hall.	5,484,036
Seattle Center	30010 - REET I Capital Fund	30010	BO-SC-65000	30010-BO-SC-65000	McCaw Hall	The purpose of the McCaw Hall Budget Summary Level is to operate and maintain McCaw Hall.	337,000
Seattle Center	34070 - McCaw Hall Capital Reserve	34070	BC-SC-S0303	34070-BC-SC-S0303	McCaw Hall Capital Reserve	The purpose of the McCaw Hall Capital Reserve Fund Budget Summary Level is to maintain and enhance the McCaw Hall facility.	691,000
Seattle Center	11410 - Seattle Center Fund	11410	BC-SC-S9403	11410-BC-SC-S9403	Monorail Rehabilitation	The purpose of the Monorail Rehabilitation Budget Summary Level is to provide for the renovation and maintenance of the Seattle Center Monorail, including the two trains, the two stations, and the guideways that run in between.	1,178,541
Seattle Center	14500 - Payroll Expense Tax	14500	BC-SC-S9403	14500-BC-SC-S9403	Monorail Rehabilitation	The purpose of the Monorail Rehabilitation Budget Summary Level is to provide for the renovation and maintenance of the Seattle Center Monorail, including the two trains, the two stations, and the guideways that run in between.	350,000
Seattle Center	11410 - Seattle Center Fund	11410	BO-SC-61000	11410-BO-SC-61000	Waterfront	The purpose of the Waterfront Budget Summary Level is to fund and track the annual operation and maintenance costs of the Seattle Waterfront.	1,000,000
Seattle Center	19710 - Seattle Park District Fund	19710	BO-SC-61000	19710-BO-SC-61000	Waterfront	The purpose of the Waterfront Budget Summary Level is to fund and track the annual operation and maintenance costs of the Seattle Waterfront.	5,717,833
Seattle City Light	41000 - Light Fund	41000	BC-CL-W	41000-BC-CL-W	Conservation & Environmental - CIP	The purpose of the Conservation & Environmental - CIP Budget Summary Level is to provide for the costs of conservation incentives and other energy efficiency programs. This Budget Summary Level also supports the utility's renewable resource development programs, hydroelectric relicensing, and real estate.	49,577,261
Seattle City Light	41000 - Light Fund	41000	BO-CL-CUSTCARE	41000-BO-CL-CUSTCARE	Customer Care	The purpose of the Customer Service Budget Summary Level is to provide customer experience support specific to customer information systems and to implement demand-side conservation measures that offset the need for additional generation resources.	69,198,345

Department	Fund	Fund Code	BSL Code	BCL Code	BSL Name	BSL Description	2025 Appropriations (\$)
Seattle City Light	41000 - Light Fund	41000	BC-CL-Z	41000-BC-CL-Z	Customer Focused - CIP	The purpose of the Customer Focused - CIP Budget Summary Level is to provide for the capital costs of rehabilitation and replacement of the utility's financial systems and information technology infrastructure, the development and implementation of large software applications, customer service connections, meters, and other customer-driven projects, including large inter-agency projects requiring utility services or relocations. This Budget Summary Level supports capital projects identified in the department's Capital Improvement Plan.	121,624,718
Seattle City Light	41000 - Light Fund	41000	BO-CL-DEBTSRVC	41000-BO-CL-DEBTSRVC	Debt Service	The purpose of the Debt Service Budget Summary Level is to meet principal repayment and interest obligations on funds borrowed to meet City Light's capital expenditure requirements.	248,088,787
Seattle City Light	41000 - Light Fund	41000	BO-CL-A	41000-BO-CL-A	Leadership and Administration	The purpose of the Leadership and Administration Budget Summary Level is to provide overall management and policy direction for Seattle City Light and to provide core management and administrative services such as communications, finance, human resources, facility management and IT program support. This BSL is also utilized to provide for the general expenses of the utility that are not attributable to a specific organizational unit such as insurance and bond issue costs, legal fees, indirect costs related to employee benefits and PTO, general claims costs, and services provided by the City's internal services departments through the central cost allocation mechanism.	-
Seattle City Light	41000 - Light Fund	41000	BO-CL-ADMIN	41000-BO-CL-ADMIN	Leadership and Administration	The purpose of the Leadership and Administration Budget Summary Level is to provide overall management and policy direction for Seattle City Light and to provide core management and administrative services such as communications, finance, human resources, facility management and IT program support. This BSL is also utilized to provide for the general expenses of the utility that are not attributable to a specific organizational unit such as insurance and bond issue costs, legal fees, indirect costs related to employee benefits and PTO, general claims costs, and services provided by the City's internal services departments through the central cost allocation mechanism.	184,947,007
Seattle City Light	41000 - Light Fund	41000	BC-CL-X	41000-BC-CL-X	Power Supply - CIP	The purpose of the Power Supply - CIP Budget Summary Level is to provide for the capital costs of electrification, facility improvements, maintaining the physical generating plant and associated power licenses, and regulatory requirements. This Budget Summary Level supports capital projects identified in the department's Capital Improvement Plan.	109,113,797
Seattle City Light	41000 - Light Fund	41000	BO-CL-PWRSUPPLY	41000-BO-CL-PWRSUPPLY	Power Supply O&M	The purpose of the Power Supply O&M Budget Summary Level is to support transportation electrification, solar, and other technologies; implement demand-side conservation measures that offset the need for additional generation resources; and monitor compliance with federal electric reliability standards. The power marketing operations of the utility are also included in this Budget Summary Level.	417,829,443

Department	Fund	Fund Code	BSL Code	BCL Code	BSL Name	BSL Description	2025 Appropriations (\$)
Seattle City Light	41000 - Light Fund	41000	BO-CL-TAXES	41000-BO-CL-TAXES	Taxes	The purpose of the Taxes Budget Summary Level is to pay City Light's legally required tax payments for state, city, and local jurisdictions. This Budget Summary Level includes funding for franchise contract payments negotiated with local jurisdictions in City Light's service territory.	131,104,154
Seattle City Light	41000 - Light Fund	41000	BC-CL-Y	41000-BC-CL-Y	Transmission and Distribution - CIP	The purpose of the Transmission and Distribution - CIP Budget Summary Level is to provide for the capital costs of installation, major maintenance, rehabilitation, and replacement of transmission lines, substations, distribution feeders, transformers, and other elements of the utility's transmission and distribution systems. This Budget Summary Level supports capital projects identified in the department's Capital Improvement Plan.	202,429,929
Seattle City Light	41000 - Light Fund	41000	BO-CL-UTILOPS	41000-BO-CL-UTILOPS	Utility Operations O&M	The purpose of the Utility Operations O&M Budget Summary Level is to provide reliable electricity to customers through operation and maintenance of City Light's power production facilities, substations, transmission systems, and overhead and underground distribution systems in a clean, safe, efficient, reliable, and environmentally responsible manner. The utility's energy delivery engineering, power production engineering, generation operations, asset management, power system functions, renewable resource development programs, hydroelectric relicensing, and real estate are also included in this Budget Summary Level.	171,330,872
Seattle Department of Construction and Inspections	00100 - General Fund	00100	BO-CI-U2400	00100-BO-CI-U2400	Compliance	The purpose of the Compliance Budget Summary Level is to ensure land and buildings are developed, used and maintained according to applicable code standards, reduce deterioration of structures and properties, enforce tenant protections, and support outreach and education for landlords and tenants in coordination with other departments and community organizations.	7,118,521
Seattle Department of Construction and Inspections	00164 - Unrestricted Cumulative Reserve Fund	00164	BO-CI-U2400	00164-BO-CI-U2400	Compliance	The purpose of the Compliance Budget Summary Level is to ensure land and buildings are developed, used and maintained according to applicable code standards, reduce deterioration of structures and properties, enforce tenant protections, and support outreach and education for landlords and tenants in coordination with other departments and community organizations.	151,699
Seattle Department of Construction and Inspections	14500 - Payroll Expense Tax	14500	BO-CI-U2400	14500-BO-CI-U2400	Compliance	The purpose of the Compliance Budget Summary Level is to ensure land and buildings are developed, used and maintained according to applicable code standards, reduce deterioration of structures and properties, enforce tenant protections, and support outreach and education for landlords and tenants in coordination with other departments and community organizations.	1,586,015
Seattle Department of Construction and Inspections	30010 - REET I Capital Fund	30010	BO-CI-U2400	30010-BO-CI-U2400	Compliance	The purpose of the Compliance Budget Summary Level is to ensure land and buildings are developed, used and maintained according to applicable code standards, reduce deterioration of structures and properties, enforce tenant protections, and support outreach and education for landlords and tenants in coordination with other departments and community organizations.	360,000

Department	Fund	Fund Code	BSL Code	BCL Code	BSL Name	BSL Description	2025 Appropriations (\$)
Seattle Department of Construction and Inspections	48100 - Construction and Inspections	48100	BO-CI-U2400	48100-BO-CI-U2400	Compliance	The purpose of the Compliance Budget Summary Level is to ensure land and buildings are developed, used and maintained according to applicable code standards, reduce deterioration of structures and properties, enforce tenant protections, and support outreach and education for landlords and tenants in coordination with other departments and community organizations.	6,247,718
Seattle Department of Construction and Inspections	00100 - General Fund	00100	BO-CI-U2100	00100-BO-CI-U2100	Customer Success	The purpose of the Customer Success Budget Summary Level is to provide pre-application customer service and guidance on the permit application process and to fully support the customer experience throughout the permit review and inspections process to ensure successful outcomes for SDCI's customers.	84,147
Seattle Department of Construction and Inspections	48100 - Construction and Inspections	48100	BO-CI-U2100	48100-BO-CI-U2100	Customer Success	The purpose of the Customer Success Budget Summary Level is to provide pre-application customer service and guidance on the permit application process and to fully support the customer experience throughout the permit review and inspections process to ensure successful outcomes for SDCI's customers.	12,109,283
Seattle Department of Construction and Inspections	00100 - General Fund	00100	BO-CI-U2600	00100-BO-CI-U2600	Government Policy, Safety & Support	The purpose of the Government Policy, Safety & Support Budget Summary Level is to develop and update land use code and technical code regulations, and provide appropriate support for disaster preparation, mitigation, response, and recovery services.	1,144,422
Seattle Department of Construction and Inspections	48100 - Construction and Inspections	48100	BO-CI-U2600	48100-BO-CI-U2600	Government Policy, Safety & Support	The purpose of the Government Policy, Safety & Support Budget Summary Level is to develop and update land use code and technical code regulations, and provide appropriate support for disaster preparation, mitigation, response, and recovery services.	1,764,283
Seattle Department of Construction and Inspections	00100 - General Fund	00100	BO-CI-U23A0	00100-BO-CI-U23A0	Inspections	The purpose of the Inspections Budget Summary Level is to provide on-site inspections of property under development, inspections of mechanical equipment at installation and on an annual or biennial cycle, and certification of installers and mechanics.	-
Seattle Department of Construction and Inspections	48100 - Construction and Inspections	48100	BO-CI-U23A0	48100-BO-CI-U23A0	Inspections	The purpose of the Inspections Budget Summary Level is to provide on-site inspections of property under development, inspections of mechanical equipment at installation and on an annual or biennial cycle, and certification of installers and mechanics.	34,010,816
Seattle Department of Construction and Inspections	48100 - Construction and Inspections	48100	BO-CI-U2000	48100-BO-CI-U2000	Land Use & Engineering Services	The purpose of the Land Use & Engineering Services Budget Summary Level is to provide a comprehensive review of development plans and to process land use and building permits.	45,005,966
Seattle Department of Construction and Inspections	00100 - General Fund	00100	BO-CI-U2500	00100-BO-CI-U2500	Leadership and Administration	The purpose of the Leadership & Administration Budget Summary Level is to lead and direct department employees, provide policy guidance, and oversee relationships with the community.	-
Seattle Department of Construction and Inspections	48100 - Construction and Inspections	48100	BO-CI-U2500	48100-BO-CI-U2500	Leadership and Administration	The purpose of the Leadership & Administration Budget Summary Level is to lead and direct department employees, provide policy guidance, and oversee relationships with the community.	-
Seattle Department of Construction and Inspections	48100 - Construction and Inspections	48100	BO-CI-U2700	48100-BO-CI-U2700	Process Improvements	The purpose of the Process Improvements Budget Summary Level is to implement innovative permitting technology and process improvement solutions for SDCI.	4,195,089
Seattle Department of Construction and Inspections	48100 - Construction and Inspections	48100	BO-CI-U2900	48100-BO-CI-U2900	Technology Investments	The purpose of the Technology Investments Budget Summary Level is to maintain the Seattle Department of Construction and Inspections' permitting technology products and programs.	8,697,306
Seattle Department of Human Resources	10113 - Group Term Life Fund	10113	BO-HR-GTL	10113-BO-HR-GTL	GTL/LTD/AD&D Insurance Service	The purpose of the Group Term Life Budget Summary Level is to provide appropriation authority for the City's group term life insurance, long-term disability insurance, and accidental death and dismemberment insurance.	7,055,500

Department	Fund	Fund Code	BSL Code	BCL Code	BSL Name	BSL Description	2025 Appropriations (\$)
Seattle Department of Human Resources	10112 - Health Care Fund	10112	BO-HR-HEALTH	10112-BO-HR-HEALTH	Health Care Services	The purpose of the Health Care Budget Summary Level is to provide for the City's medical, dental, and vision insurance programs; the Flexible Spending Account; the Employee Assistance Program; and COBRA continuation coverage costs.	360,415,978
Seattle Department of Human Resources	63100 - Fire Fighters Healthcare Fund	63100	BO-HR-HEALTH	63100-BO-HR-HEALTH	Health Care Services	The purpose of the Health Care Budget Summary Level is to provide for the City's medical, dental, and vision insurance programs; the Flexible Spending Account; the Employee Assistance Program; and COBRA continuation coverage costs.	2,000,000
Seattle Department of Human Resources	00100 - General Fund	00100	BO-HR-N6000	00100-BO-HR-N6000	HR Services	The purpose of the HR Services Budget Summary Level is to provide Citywide strategic and technical human resources support while incorporating workforce equity strategies. This BSL: administers employee benefits, including health care and workers' compensation as well as absence management; provides recruitment and staffing services; advises on employee training and development services; and negotiates and implements collective bargaining agreements. Other functions include safety, compensation/classification, supported employment programs, and Citywide human resources information management services.	11,080,952
Seattle Department of Human Resources	10110 - Industrial Insurance Fund	10110	BO-HR-INDINS	10110-BO-HR-INDINS	Industrial Insurance Services	The purpose of the Industrial Insurance Budget Summary Level is to provide for medical, wage replacement, pension, and disability claims related to occupational injuries and illnesses, occupational medical monitoring, workplace safety programs, and related expenses.	53,373,498
Seattle Department of Human Resources	00100 - General Fund	00100	BO-HR-N5000	00100-BO-HR-N5000	Leadership and Administration	The purpose of the Leadership and Administration Budget Summary Level is to establish Citywide personnel rules and policies; provide consultative assistance to employees, departments, and policymakers; and lead Citywide programs and initiatives with the underlying objective of workforce equity. This Budget Summary Level also provides services that support City and SDHR department management, including financial and accounting services.	12,024,906
Seattle Department of Human Resources	14000 - Coronavirus Local Fiscal Recovery Fund	14000	BO-HR-N5000	14000-BO-HR-N5000	Leadership and Administration	The purpose of the Leadership and Administration Budget Summary Level is to establish Citywide personnel rules and policies; provide consultative assistance to employees, departments, and policymakers; and lead Citywide programs and initiatives with the underlying objective of workforce equity. This Budget Summary Level also provides services that support City and SDHR department management, including financial and accounting services.	-
Seattle Department of Human Resources	10111 - Unemployment Insurance Fund	10111	BO-HR-UNEMP	10111-BO-HR-UNEMP	Unemployment Services	The purpose of the Unemployment Insurance Budget Summary Level is to provide the budget authority for the City to pay unemployment compensation expenses.	3,976,121
Seattle Department of Transportation	00100 - General Fund	00100	BO-TR-17001	00100-BO-TR-17001	Bridges & Structures	The purpose of the Bridges and Structures Budget Summary Level is to maintain the City's bridges and structures which helps provide for the safe and efficient movement of people, goods, and services throughout the City. Additionally, the BSL provides general construction management, engineering support for street vacations, scoping of neighborhood projects, and other transportation activities requiring engineering oversight.	5,506,166

Department	Fund	Fund Code	BSL Code	BCL Code	BSL Name	BSL Description	2025 Appropriations (\$)
Seattle Department of Transportation	10398 - Move Seattle Levy Fund	10398	BO-TR-17001	10398-BO-TR-17001	Bridges & Structures	The purpose of the Bridges and Structures Budget Summary Level is to maintain the City's bridges and structures which helps provide for the safe and efficient movement of people, goods, and services throughout the City. Additionally, the BSL provides general construction management, engineering support for street vacations, scoping of neighborhood projects, and other transportation activities requiring engineering oversight.	-
Seattle Department of Transportation	13000 - Transportation Fund	13000	BO-TR-17001	13000-BO-TR-17001	Bridges & Structures	The purpose of the Bridges and Structures Budget Summary Level is to maintain the City's bridges and structures which helps provide for the safe and efficient movement of people, goods, and services throughout the City. Additionally, the BSL provides general construction management, engineering support for street vacations, scoping of neighborhood projects, and other transportation activities requiring engineering oversight.	5,980,243
Seattle Department of Transportation	19900 - Transportation Benefit District Fund	19900	BO-TR-17001	19900-BO-TR-17001	Bridges & Structures	The purpose of the Bridges and Structures Budget Summary Level is to maintain the City's bridges and structures which helps provide for the safe and efficient movement of people, goods, and services throughout the City. Additionally, the BSL provides general construction management, engineering support for street vacations, scoping of neighborhood projects, and other transportation activities requiring engineering oversight.	2,556,913
Seattle Department of Transportation	30020 - REET II Capital Fund	30020	BC-TR-19004	30020-BC-TR-19004	Capital General Expense	The purpose of the Capital General Expense Budget Summary Level is to meet debt service obligations on funds borrowed to meet the Seattle Department of Transportation's capital expenditure requirements.	6,985,811
Seattle Department of Transportation	13000 - Transportation Fund	13000	BC-TR-16000	13000-BC-TR-16000	Central Waterfront	The purpose of the Central Waterfront Budget Summary Level is to design, manage, and construct improvements to the transportation infrastructure and public spaces along the Central Waterfront.	500,000
Seattle Department of Transportation	37300 - 2025 Multipurpose LTGO Bond Fund	37300	BC-TR-16000	37300-BC-TR-16000	Central Waterfront	The purpose of the Central Waterfront Budget Summary Level is to design, manage, and construct improvements to the transportation infrastructure and public spaces along the Central Waterfront.	10,713,000
Seattle Department of Transportation	10800 - Seattle Streetcar Operations	10800	BO-TR-12002	10800-BO-TR-12002	First Hill Streetcar Operations	The purpose of the First Hill Streetcar Operations Budget Summary Level is to operate and maintain the First Hill Seattle Streetcar.	9,435,601
Seattle Department of Transportation	00100 - General Fund	00100	BO-TR-18002	00100-BO-TR-18002	General Expense	The purpose of the General Expense Budget Summary Level is to pay for general business expenses necessary to the overall delivery of transportation services, such as Judgment and Claims contributions and debt service payments.	8,442,757
Seattle Department of Transportation	13000 - Transportation Fund	13000	BO-TR-18002	13000-BO-TR-18002	General Expense	The purpose of the General Expense Budget Summary Level is to pay for general business expenses necessary to the overall delivery of transportation services, such as Judgment and Claims contributions and debt service payments.	33,053,778
Seattle Department of Transportation	19900 - Transportation Benefit District Fund	19900	BO-TR-18002	19900-BO-TR-18002	General Expense	The purpose of the General Expense Budget Summary Level is to pay for general business expenses necessary to the overall delivery of transportation services, such as Judgment and Claims contributions and debt service payments.	10,200,000
Seattle Department of Transportation	30020 - REET II Capital Fund	30020	BO-TR-18002	30020-BO-TR-18002	General Expense	The purpose of the General Expense Budget Summary Level is to pay for general business expenses necessary to the overall delivery of transportation services, such as Judgment and Claims contributions and debt service payments.	-

Department	Fund	Fund Code	BSL Code	BCL Code	BSL Name	BSL Description	2025 Appropriations (\$)
Seattle Department of Transportation	00100 - General Fund	00100	BO-TR-18001	00100-BO-TR-18001	Leadership and Administration	The purpose of the Leadership & Administration Budget Summary Level is to provide executive, community, financial, human resource, technology and business support to the Seattle Department of Transportation.	-
Seattle Department of Transportation	13000 - Transportation Fund	13000	BO-TR-18001	13000-BO-TR-18001	Leadership and Administration	The purpose of the Leadership & Administration Budget Summary Level is to provide executive, community, financial, human resource, technology and business support to the Seattle Department of Transportation.	-
Seattle Department of Transportation	00100 - General Fund	00100	BO-TR-17005	00100-BO-TR-17005	Maintenance Operations	The purpose of the Maintenance Operations Budget Summary Level is to maintain the City's roadways and sidewalks; maintain, protect and expand the City's urban landscape in the street right-of-way through the maintenance and planting of new trees and landscaping to enhance the environment and aesthetics of the city; and manage and administer street parking rules and regulations in the right-of-way.	14,020,252
Seattle Department of Transportation	10398 - Move Seattle Levy Fund	10398	BO-TR-17005	10398-BO-TR-17005	Maintenance Operations	The purpose of the Maintenance Operations Budget Summary Level is to maintain the City's roadways and sidewalks; maintain, protect and expand the City's urban landscape in the street right-of-way through the maintenance and planting of new trees and landscaping to enhance the environment and aesthetics of the city; and manage and administer street parking rules and regulations in the right-of-way.	-
Seattle Department of Transportation	13000 - Transportation Fund	13000	BO-TR-17005	13000-BO-TR-17005	Maintenance Operations	The purpose of the Maintenance Operations Budget Summary Level is to maintain the City's roadways and sidewalks; maintain, protect and expand the City's urban landscape in the street right-of-way through the maintenance and planting of new trees and landscaping to enhance the environment and aesthetics of the city; and manage and administer street parking rules and regulations in the right-of-way.	36,485,373
Seattle Department of Transportation	19900 - Transportation Benefit District Fund	19900	BO-TR-17005	19900-BO-TR-17005	Maintenance Operations	The purpose of the Maintenance Operations Budget Summary Level is to maintain the City's roadways and sidewalks; maintain, protect and expand the City's urban landscape in the street right-of-way through the maintenance and planting of new trees and landscaping to enhance the environment and aesthetics of the city; and manage and administer street parking rules and regulations in the right-of-way.	4,161,865
Seattle Department of Transportation	00100 - General Fund	00100	BC-TR-19001	00100-BC-TR-19001	Major Maintenance/Replacement	The purpose of the Major Maintenance/Replacement Budget Summary Level is to provide maintenance and replacement of roads, trails, bike paths, bridges and structures.	-
Seattle Department of Transportation	10398 - Move Seattle Levy Fund	10398	BC-TR-19001	10398-BC-TR-19001	Major Maintenance/Replacement	The purpose of the Major Maintenance/Replacement Budget Summary Level is to provide maintenance and replacement of roads, trails, bike paths, bridges and structures.	4,474,730
Seattle Department of Transportation	13000 - Transportation Fund	13000	BC-TR-19001	13000-BC-TR-19001	Major Maintenance/Replacement	The purpose of the Major Maintenance/Replacement Budget Summary Level is to provide maintenance and replacement of roads, trails, bike paths, bridges and structures.	20,012,853
Seattle Department of Transportation	18500 - School Safety Traffic and Pedestrian Improvement Fund	18500	BC-TR-19001	18500-BC-TR-19001	Major Maintenance/Replacement	The purpose of the Major Maintenance/Replacement Budget Summary Level is to provide maintenance and replacement of roads, trails, bike paths, bridges and structures.	4
Seattle Department of Transportation	19900 - Transportation Benefit District Fund	19900	BC-TR-19001	19900-BC-TR-19001	Major Maintenance/Replacement	The purpose of the Major Maintenance/Replacement Budget Summary Level is to provide maintenance and replacement of roads, trails, bike paths, bridges and structures.	5,567,702

Department	Fund	Fund Code	BSL Code	BCL Code	BSL Name	BSL Description	2025 Appropriations (\$)
Seattle Department of Transportation	30010 - REET I Capital Fund	30010	BC-TR-19001	30010-BC-TR-19001	Major Maintenance/Replacement	The purpose of the Major Maintenance/Replacement Budget Summary Level is to provide maintenance and replacement of roads, trails, bike paths, bridges and structures.	-
Seattle Department of Transportation	30020 - REET II Capital Fund	30020	BC-TR-19001	30020-BC-TR-19001	Major Maintenance/Replacement	The purpose of the Major Maintenance/Replacement Budget Summary Level is to provide maintenance and replacement of roads, trails, bike paths, bridges and structures.	5,758,099
Seattle Department of Transportation	TBD - To Be Determined	TBD	BC-TR-19001	TBD-BC-TR-19001	Major Maintenance/Replacement	The purpose of the Major Maintenance/Replacement Budget Summary Level is to provide maintenance and replacement of roads, trails, bike paths, bridges and structures.	-
Seattle Department of Transportation	13000 - Transportation Fund	13000	BC-TR-19002	13000-BC-TR-19002	Major Projects	The purpose of the Major Projects Budget Summary Level is to design, manage and construct improvements to the transportation infrastructure for the benefit of the traveling public including freight, transit, other public agencies, pedestrians, bicyclists and motorists.	1,640,985
Seattle Department of Transportation	00100 - General Fund	00100	BO-TR-17003	00100-BO-TR-17003	Mobility Operations	The purpose of the Mobility-Operations Budget Summary Level is to promote the safe and efficient operation of all transportation modes in the city. This includes managing the parking, pedestrian, and bicycle infrastructure; implementing neighborhood plans; encouraging alternative modes of transportation; and maintaining and improving signals and the non-electrical transportation management infrastructure.	28,274,311
Seattle Department of Transportation	10398 - Move Seattle Levy Fund	10398	BO-TR-17003	10398-BO-TR-17003	Mobility Operations	The purpose of the Mobility-Operations Budget Summary Level is to promote the safe and efficient operation of all transportation modes in the city. This includes managing the parking, pedestrian, and bicycle infrastructure; implementing neighborhood plans; encouraging alternative modes of transportation; and maintaining and improving signals and the non-electrical transportation management infrastructure.	-
Seattle Department of Transportation	13000 - Transportation Fund	13000	BO-TR-17003	13000-BO-TR-17003	Mobility Operations	The purpose of the Mobility-Operations Budget Summary Level is to promote the safe and efficient operation of all transportation modes in the city. This includes managing the parking, pedestrian, and bicycle infrastructure; implementing neighborhood plans; encouraging alternative modes of transportation; and maintaining and improving signals and the non-electrical transportation management infrastructure.	25,871,780
Seattle Department of Transportation	14500 - Payroll Expense Tax	14500	BO-TR-17003	14500-BO-TR-17003	Mobility Operations	The purpose of the Mobility-Operations Budget Summary Level is to promote the safe and efficient operation of all transportation modes in the city. This includes managing the parking, pedestrian, and bicycle infrastructure; implementing neighborhood plans; encouraging alternative modes of transportation; and maintaining and improving signals and the non-electrical transportation management infrastructure.	-
Seattle Department of Transportation	18500 - School Safety Traffic and Pedestrian Improvement Fund	18500	BO-TR-17003	18500-BO-TR-17003	Mobility Operations	The purpose of the Mobility-Operations Budget Summary Level is to promote the safe and efficient operation of all transportation modes in the city. This includes managing the parking, pedestrian, and bicycle infrastructure; implementing neighborhood plans; encouraging alternative modes of transportation; and maintaining and improving signals and the non-electrical transportation management infrastructure.	630,003

Department	Fund	Fund Code	BSL Code	BCL Code	BSL Name	BSL Description	2025 Appropriations (\$)
Seattle Department of Transportation	19900 - Transportation Benefit District Fund	19900	BO-TR-17003	19900-BO-TR-17003	Mobility Operations	The purpose of the Mobility-Operations Budget Summary Level is to promote the safe and efficient operation of all transportation modes in the city. This includes managing the parking, pedestrian, and bicycle infrastructure; implementing neighborhood plans; encouraging alternative modes of transportation; and maintaining and improving signals and the non-electrical transportation management infrastructure.	43,346,496
Seattle Department of Transportation	00100 - General Fund	00100	BC-TR-19003	00100-BC-TR-19003	Mobility-Capital	The purpose of the Mobility-Capital Budget Summary Level is to help maximize the movement of traffic throughout the city by enhancing all modes of transportation including corridor and intersection improvements, transit and HOV improvements, and sidewalk and pedestrian facilities.	-
Seattle Department of Transportation	10398 - Move Seattle Levy Fund	10398	BC-TR-19003	10398-BC-TR-19003	Mobility-Capital	The purpose of the Mobility-Capital Budget Summary Level is to help maximize the movement of traffic throughout the city by enhancing all modes of transportation including corridor and intersection improvements, transit and HOV improvements, and sidewalk and pedestrian facilities.	16,027,373
Seattle Department of Transportation	13000 - Transportation Fund	13000	BC-TR-19003	13000-BC-TR-19003	Mobility-Capital	The purpose of the Mobility-Capital Budget Summary Level is to help maximize the movement of traffic throughout the city by enhancing all modes of transportation including corridor and intersection improvements, transit and HOV improvements, and sidewalk and pedestrian facilities.	68,615,184
Seattle Department of Transportation	14500 - Payroll Expense Tax	14500	BC-TR-19003	14500-BC-TR-19003	Mobility-Capital	The purpose of the Mobility-Capital Budget Summary Level is to help maximize the movement of traffic throughout the city by enhancing all modes of transportation including corridor and intersection improvements, transit and HOV improvements, and sidewalk and pedestrian facilities.	-
Seattle Department of Transportation	18500 - School Safety Traffic and Pedestrian Improvement Fund	18500	BC-TR-19003	18500-BC-TR-19003	Mobility-Capital	The purpose of the Mobility-Capital Budget Summary Level is to help maximize the movement of traffic throughout the city by enhancing all modes of transportation including corridor and intersection improvements, transit and HOV improvements, and sidewalk and pedestrian facilities.	9,714,155
Seattle Department of Transportation	19900 - Transportation Benefit District Fund	19900	BC-TR-19003	19900-BC-TR-19003	Mobility-Capital	The purpose of the Mobility-Capital Budget Summary Level is to help maximize the movement of traffic throughout the city by enhancing all modes of transportation including corridor and intersection improvements, transit and HOV improvements, and sidewalk and pedestrian facilities.	21,598,357
Seattle Department of Transportation	30010 - REET I Capital Fund	30010	BC-TR-19003	30010-BC-TR-19003	Mobility-Capital	The purpose of the Mobility-Capital Budget Summary Level is to help maximize the movement of traffic throughout the city by enhancing all modes of transportation including corridor and intersection improvements, transit and HOV improvements, and sidewalk and pedestrian facilities.	1,042,414
Seattle Department of Transportation	30020 - REET II Capital Fund	30020	BC-TR-19003	30020-BC-TR-19003	Mobility-Capital	The purpose of the Mobility-Capital Budget Summary Level is to help maximize the movement of traffic throughout the city by enhancing all modes of transportation including corridor and intersection improvements, transit and HOV improvements, and sidewalk and pedestrian facilities.	2,789,875

Department	Fund	Fund Code	BSL Code	BCL Code	BSL Name	BSL Description	2025 Appropriations (\$)
Seattle Department of Transportation	TBD - To Be Determined	TBD	BC-TR-19003	TBD-BC-TR-19003	Mobility-Capital	The purpose of the Mobility-Capital Budget Summary Level is to help maximize the movement of traffic throughout the city by enhancing all modes of transportation including corridor and intersection improvements, transit and HOV improvements, and sidewalk and pedestrian facilities.	-
Seattle Department of Transportation	13000 - Transportation Fund	13000	BO-TR-17004	13000-BO-TR-17004	ROW Management	The purpose of the (Right-of-Way) ROW Management Budget Summary Level is to review projects throughout the city for code compliance for uses of the right-of-way and to provide plan review, utility permit and street use permit issuance, and utility inspection and mapping services.	53,917,466
Seattle Department of Transportation	14500 - Payroll Expense Tax	14500	BO-TR-17004	14500-BO-TR-17004	ROW Management	The purpose of the (Right-of-Way) ROW Management Budget Summary Level is to review projects throughout the city for code compliance for uses of the right-of-way and to provide plan review, utility permit and street use permit issuance, and utility inspection and mapping services.	-
Seattle Department of Transportation	10800 - Seattle Streetcar Operations	10800	BO-TR-12001	10800-BO-TR-12001	South Lake Union Streetcar Operations	The purpose of the South Lake Union Streetcar Operations Budget Summary Level is to operate and maintain the South Lake Union Seattle Streetcar.	4,419,771
Seattle Department of Transportation	13000 - Transportation Fund	13000	BO-TR-16000	13000-BO-TR-16000	Waterfront and Civic Projects	The purpose of the Waterfront and Civic Projects Summary Level is to pay for expenses related to reimbursable design and construction services provided by the Central Waterfront program for other City departments and external partners. Additionally, the BSL provides planning and leadership support for other Civic Projects.	36,081,169
Seattle Department of Transportation	14500 - Payroll Expense Tax	14500	BO-TR-16000	14500-BO-TR-16000	Waterfront and Civic Projects	The purpose of the Waterfront and Civic Projects Summary Level is to pay for expenses related to reimbursable design and construction services provided by the Central Waterfront program for other City departments and external partners. Additionally, the BSL provides planning and leadership support for other Civic Projects.	250,000
Seattle Fire Department	00100 - General Fund	00100	BO-FD-F5000	00100-BO-FD-F5000	Fire Prevention	The purpose of the Fire Prevention Budget Summary Level is to provide Fire Code enforcement to help prevent injury and loss from fire and other hazards.	14,720,022
Seattle Fire Department	00100 - General Fund	00100	BO-FD-F1000	00100-BO-FD-F1000	Leadership and Administration	The purpose of the Leadership and Administration Budget Summary Level is to provide strategy and policy, public outreach and education, information and personnel management, recruitment and training of uniformed staff; allocate and manage available resources; and provide logistical support needed to achieve the Department's mission.	51,878,596
Seattle Fire Department	00100 - General Fund	00100	BO-FD-F3000	00100-BO-FD-F3000	Operations	The purpose of the Operations Budget Summary Level is to provide emergency and disaster response capabilities for fire suppression, emergency medical needs, hazardous materials, weapons of mass destruction, and search and rescue. In addition, reduce injuries by identifying and changing practices that place firefighters at greater risk and provide communication services.	261,025,029
Seattle Information Technology Department	14500 - Payroll Expense Tax	14500	BO-IT-D0600	14500-BO-IT-D0600	Applications	The Applications Services Budget Summary Level designs, develops, and supports application solutions for both individual business and enterprise platform needs. In addition, it advances several IT functions, practices, and services such as vendor management, enterprise architecture, automation, quality assurance and analytics.	1,114,245

Department	Fund	Fund Code	BSL Code	BCL Code	BSL Name	BSL Description	2025 Appropriations (\$)
Seattle Information Technology Department	50410 - Information Technology Fund	50410	BO-IT-D0600	50410-BO-IT-D0600	Applications	The Applications Services Budget Summary Level designs, develops, and supports application solutions for both individual business and enterprise platform needs. In addition, it advances several IT functions, practices, and services such as vendor management, enterprise architecture, automation, quality assurance and analytics.	98,877,135
Seattle Information Technology Department	10101 - Cable TV Franchise Fund	10101	BO-IT-D0200	10101-BO-IT-D0200	Cable Franchise	The purpose of the Cable Fee Support to Information Technology Fund Budget Control Level is to authorize the transfer of resources from the Cable Television Franchise Fund to the Seattle Information Technology Department's Information Technology Fund. These resources are used by the department for a variety of programs consistent with Resolution 30379.	5,629,067
Seattle Information Technology Department	50410 - Information Technology Fund	50410	BC-IT-C0700	50410-BC-IT-C0700	Capital Improvement Projects	The Capital Improvement Projects Budget Summary Level provides support for citywide or department-specific IT projects and initiatives within Seattle IT's Capital Improvement Program (CIP).	21,076,134
Seattle Information Technology Department	50410 - Information Technology Fund	50410	BO-IT-D0800	50410-BO-IT-D0800	Client Solutions	The Client Solutions Budget Summary Level provides account management and support for Seattle IT customers, which includes services that build and mature relationships, support and facilitate strategic planning, guide technology learning and decisions through customer innovation labs, establish standards for Project Management and Business Analysis services for all IT projects, facilitate IT project intake analysis, and support consistent communication and customer service practices across all customer-facing divisions.	7,348,865
Seattle Information Technology Department	50410 - Information Technology Fund	50410	BO-IT-D0500	50410-BO-IT-D0500	Digital Security & Risk	The Digital Security and Risk Budget Summary Level provides security and risk mitigation services for the City's computing environments, and develops, applies, and monitors compliance with technology policies and procedures. This Budget Summary Level also includes the department's Emergency Management team.	8,491,693
Seattle Information Technology Department	50410 - Information Technology Fund	50410	BO-IT-D0400	50410-BO-IT-D0400	Frontline Services and Workplace	The Frontline Services and Workplace Budget Summary Level develops, maintains, and manages all client support services, including incident resolution, end-user equipment and software deployment, device maintenance, operating system configuration and management, digital tools that enable everyday work, public-facing communications software development, and support. This Budget Summary Level also includes the Seattle Channel as the public-facing entity of the department and the Broadband and Community Technology programs.	51,052,523
Seattle Information Technology Department	50410 - Information Technology Fund	50410	BO-IT-D0100	50410-BO-IT-D0100	Leadership and Administration	The Leadership and Administration Budget Summary Level provides executive, community, financial, human resource, and business support to Seattle IT.	27,441,343
Seattle Information Technology Department	50410 - Information Technology Fund	50410	BO-IT-D0300	50410-BO-IT-D0300	Technology Infrastructure	The Technology Infrastructure Budget Summary Level develops, maintains, and manages core IT services including communications and data networks, data center and cloud computing infrastructure, and database systems.	65,128,251
Seattle Municipal Court	00100 - General Fund	00100	BO-MC-3000	00100-BO-MC-3000	Administration	The purpose of the Administration Budget Summary Level is to provide administrative controls, develop and provide strategic direction, and provide policy and program development.	22,564,525
Seattle Municipal Court	18500 - School Safety Traffic and Pedestrian Improvement Fund	18500	BO-MC-3000	18500-BO-MC-3000	Administration	The purpose of the Administration Budget Summary Level is to provide administrative controls, develop and provide strategic direction, and provide policy and program development.	55,000

Department	Fund	Fund Code	BSL Code	BCL Code	BSL Name	BSL Description	2025 Appropriations (\$)
Seattle Municipal Court	00100 - General Fund	00100	BO-MC-2000	00100-BO-MC-2000	Court Operations	The purpose of the Court Operations Budget Summary Level is to hold hearings and address legal requirements for defendants and others, help defendants understand the Court's expectations, and assist them in successfully complying with court orders. Some proceedings are held in formal courtrooms and others in magistrate offices, with the goal of providing timely resolution of alleged violations of City ordinances and misdemeanor crimes committed within the Seattle city limits.	23,326,785
Seattle Municipal Court	18500 - School Safety Traffic and Pedestrian Improvement Fund	18500	BO-MC-2000	18500-BO-MC-2000	Court Operations	The purpose of the Court Operations Budget Summary Level is to hold hearings and address legal requirements for defendants and others, help defendants understand the Court's expectations, and assist them in successfully complying with court orders. Some proceedings are held in formal courtrooms and others in magistrate offices, with the goal of providing timely resolution of alleged violations of City ordinances and misdemeanor crimes committed within the Seattle city limits.	280,602
Seattle Parks and Recreation	10200 - Park And Recreation Fund	10200	BC-PR-20000	10200-BC-PR-20000	Building For The Future	The purpose of the Building for the Future Budget Summary Level is to develop new parks and facilities, to acquire new park land, and to improve existing parks and facilities.	800,000
Seattle Parks and Recreation	19710 - Seattle Park District Fund	19710	BC-PR-20000	19710-BC-PR-20000	Building For The Future	The purpose of the Building for the Future Budget Summary Level is to develop new parks and facilities, to acquire new park land, and to improve existing parks and facilities.	6,136,746
Seattle Parks and Recreation	30020 - REET II Capital Fund	30020	BC-PR-20000	30020-BC-PR-20000	Building For The Future	The purpose of the Building for the Future Budget Summary Level is to develop new parks and facilities, to acquire new park land, and to improve existing parks and facilities.	-
Seattle Parks and Recreation	10200 - Park And Recreation Fund	10200	BC-PR-30000	10200-BC-PR-30000	Debt and Special Funding	The purpose of the Debt and Special Funding Budget Summary Level is to meet debt service obligations on funds borrowed to meet the Department of Parks and Recreation's capital expenditure requirements and to accomplish unique projects with special funding sources.	166,400
Seattle Parks and Recreation	19710 - Seattle Park District Fund	19710	BC-PR-30000	19710-BC-PR-30000	Debt and Special Funding	The purpose of the Debt and Special Funding Budget Summary Level is to meet debt service obligations on funds borrowed to meet the Department of Parks and Recreation's capital expenditure requirements and to accomplish unique projects with special funding sources.	-
Seattle Parks and Recreation	30010 - REET I Capital Fund	30010	BC-PR-30000	30010-BC-PR-30000	Debt and Special Funding	The purpose of the Debt and Special Funding Budget Summary Level is to meet debt service obligations on funds borrowed to meet the Department of Parks and Recreation's capital expenditure requirements and to accomplish unique projects with special funding sources.	3,053,034
Seattle Parks and Recreation	30020 - REET II Capital Fund	30020	BC-PR-30000	30020-BC-PR-30000	Debt and Special Funding	The purpose of the Debt and Special Funding Budget Summary Level is to meet debt service obligations on funds borrowed to meet the Department of Parks and Recreation's capital expenditure requirements and to accomplish unique projects with special funding sources.	1,815,325
Seattle Parks and Recreation	36000 - King County Parks Levy Fund	36000	BC-PR-30000	36000-BC-PR-30000	Debt and Special Funding	The purpose of the Debt and Special Funding Budget Summary Level is to meet debt service obligations on funds borrowed to meet the Department of Parks and Recreation's capital expenditure requirements and to accomplish unique projects with special funding sources.	-

Department	Fund	Fund Code	BSL Code	BCL Code	BSL Name	BSL Description	2025 Appropriations (\$)
Seattle Parks and Recreation	00100 - General Fund	00100	BO-PR-30000	00100-BO-PR-30000	Departmentwide Programs	The purpose of the Department-Wide Services Budget Summary Level is to provide management and operations of services that span across multiple lines of business within Seattle Parks and Recreation such as partner relationship management, emergency operations, security services, , athletic and event scheduling, and the Seattle Conservation Corps.	5,455,627
Seattle Parks and Recreation	10200 - Park And Recreation Fund	10200	BO-PR-30000	10200-BO-PR-30000	Departmentwide Programs	The purpose of the Department-Wide Services Budget Summary Level is to provide management and operations of services that span across multiple lines of business within Seattle Parks and Recreation such as partner relationship management, emergency operations, security services, , athletic and event scheduling, and the Seattle Conservation Corps.	10,008,165
Seattle Parks and Recreation	12400 - Arts and Culture Fund	12400	BO-PR-30000	12400-BO-PR-30000	Departmentwide Programs	The purpose of the Department-Wide Services Budget Summary Level is to provide management and operations of services that span across multiple lines of business within Seattle Parks and Recreation such as partner relationship management, emergency operations, security services, , athletic and event scheduling, and the Seattle Conservation Corps.	-
Seattle Parks and Recreation	14500 - Payroll Expense Tax	14500	BO-PR-30000	14500-BO-PR-30000	Departmentwide Programs	The purpose of the Department-Wide Services Budget Summary Level is to provide management and operations of services that span across multiple lines of business within Seattle Parks and Recreation such as partner relationship management, emergency operations, security services, , athletic and event scheduling, and the Seattle Conservation Corps.	186,000
Seattle Parks and Recreation	19710 - Seattle Park District Fund	19710	BO-PR-30000	19710-BO-PR-30000	Departmentwide Programs	The purpose of the Department-Wide Services Budget Summary Level is to provide management and operations of services that span across multiple lines of business within Seattle Parks and Recreation such as partner relationship management, emergency operations, security services, , athletic and event scheduling, and the Seattle Conservation Corps.	6,720,830
Seattle Parks and Recreation	36000 - King County Parks Levy Fund	36000	BO-PR-30000	36000-BO-PR-30000	Departmentwide Programs	The purpose of the Department-Wide Services Budget Summary Level is to provide management and operations of services that span across multiple lines of business within Seattle Parks and Recreation such as partner relationship management, emergency operations, security services, , athletic and event scheduling, and the Seattle Conservation Corps.	30,000
Seattle Parks and Recreation	00164 - Unrestricted Cumulative Reserve Fund	00164	BC-PR-40000	00164-BC-PR-40000	Fix It First	The purpose of the Fix It First Budget Summary Level is to provide for major maintenance, rehabilitation, and preservation of parks, forests, facilities, and related infrastructure.	185,000
Seattle Parks and Recreation	10200 - Park And Recreation Fund	10200	BC-PR-40000	10200-BC-PR-40000	Fix It First	The purpose of the Fix It First Budget Summary Level is to provide for major maintenance, rehabilitation, and preservation of parks, forests, facilities, and related infrastructure.	1,099,000
Seattle Parks and Recreation	14500 - Payroll Expense Tax	14500	BC-PR-40000	14500-BC-PR-40000	Fix It First	The purpose of the Fix It First Budget Summary Level is to provide for major maintenance, rehabilitation, and preservation of parks, forests, facilities, and related infrastructure.	41,311
Seattle Parks and Recreation	19710 - Seattle Park District Fund	19710	BC-PR-40000	19710-BC-PR-40000	Fix It First	The purpose of the Fix It First Budget Summary Level is to provide for major maintenance, rehabilitation, and preservation of parks, forests, facilities, and related infrastructure.	38,351,243
Seattle Parks and Recreation	20110 - General Bond Interest and Redemption Fund	20110	BC-PR-40000	20110-BC-PR-40000	Fix It First	The purpose of the Fix It First Budget Summary Level is to provide for major maintenance, rehabilitation, and preservation of parks, forests, facilities, and related infrastructure.	3,173,000

Department	Fund	Fund Code	BSL Code	BCL Code	BSL Name	BSL Description	2025 Appropriations (\$)
Seattle Parks and Recreation	30010 - REET I Capital Fund	30010	BC-PR-40000	30010-BC-PR-40000	Fix It First	The purpose of the Fix It First Budget Summary Level is to provide for major maintenance, rehabilitation, and preservation of parks, forests, facilities, and related infrastructure.	12,489,148
Seattle Parks and Recreation	30020 - REET II Capital Fund	30020	BC-PR-40000	30020-BC-PR-40000	Fix It First	The purpose of the Fix It First Budget Summary Level is to provide for major maintenance, rehabilitation, and preservation of parks, forests, facilities, and related infrastructure.	15,056,327
Seattle Parks and Recreation	36000 - King County Parks Levy Fund	36000	BC-PR-40000	36000-BC-PR-40000	Fix It First	The purpose of the Fix It First Budget Summary Level is to provide for major maintenance, rehabilitation, and preservation of parks, forests, facilities, and related infrastructure.	1,000,000
Seattle Parks and Recreation	37400 - 2026 Multipurpose LTGO Bond Fund	37400	BC-PR-40000	37400-BC-PR-40000	Fix It First	The purpose of the Fix It First Budget Summary Level is to provide for major maintenance, rehabilitation, and preservation of parks, forests, facilities, and related infrastructure.	-
Seattle Parks and Recreation	37500 - 2027 Multipurpose LTGO Bond Fund	37500	BC-PR-40000	37500-BC-PR-40000	Fix It First	The purpose of the Fix It First Budget Summary Level is to provide for major maintenance, rehabilitation, and preservation of parks, forests, facilities, and related infrastructure.	-
Seattle Parks and Recreation	00100 - General Fund	00100	BO-PR-60000	00100-BO-PR-60000	Golf Programs	The purpose of the Golf Budget Summary Level is to manage the City's four golf courses at Jackson, Jefferson, West Seattle, and Interbay to provide public golf courses and related programs.	-
Seattle Parks and Recreation	10200 - Park And Recreation Fund	10200	BO-PR-60000	10200-BO-PR-60000	Golf Programs	The purpose of the Golf Budget Summary Level is to manage the City's four golf courses at Jackson, Jefferson, West Seattle, and Interbay to provide public golf courses and related programs.	18,348,069
Seattle Parks and Recreation	00100 - General Fund	00100	BO-PR-20000	00100-BO-PR-20000	Leadership and Administration	The purpose of the Leadership and Administration Budget Summary Level is to provide executive, community, financial, human resource, technology, and business support to the department.	44,406,192
Seattle Parks and Recreation	00155 - Sweetened Beverage Tax Fund	00155	BO-PR-20000	00155-BO-PR-20000	Leadership and Administration	The purpose of the Leadership and Administration Budget Summary Level is to provide executive, community, financial, human resource, technology, and business support to the department.	-
Seattle Parks and Recreation	10200 - Park And Recreation Fund	10200	BO-PR-20000	10200-BO-PR-20000	Leadership and Administration	The purpose of the Leadership and Administration Budget Summary Level is to provide executive, community, financial, human resource, technology, and business support to the department.	1,163,730
Seattle Parks and Recreation	14500 - Payroll Expense Tax	14500	BO-PR-20000	14500-BO-PR-20000	Leadership and Administration	The purpose of the Leadership and Administration Budget Summary Level is to provide executive, community, financial, human resource, technology, and business support to the department.	1,100,000
Seattle Parks and Recreation	19710 - Seattle Park District Fund	19710	BO-PR-20000	19710-BO-PR-20000	Leadership and Administration	The purpose of the Leadership and Administration Budget Summary Level is to provide executive, community, financial, human resource, technology, and business support to the department.	5,702,557
Seattle Parks and Recreation	19710 - Seattle Park District Fund	19710	BC-PR-50000	19710-BC-PR-50000	Maintaining Parks and Facilities	The purpose of the Maintaining Parks and Facilities Budget Summary Level is to improve existing P-Patches and dog off-leash areas as set forth in the first six-year planning cycle of the Seattle Park District.	1,829,717
Seattle Parks and Recreation	00100 - General Fund	00100	BO-PR-10000	00100-BO-PR-10000	Parks and Facilities Maintenance and Repairs	The purpose of the Parks and Facilities Maintenance and Repairs Budget Summary Level is to repair and maintain parks, park buildings, and park infrastructure.	57,399,745
Seattle Parks and Recreation	10200 - Park And Recreation Fund	10200	BO-PR-10000	10200-BO-PR-10000	Parks and Facilities Maintenance and Repairs	The purpose of the Parks and Facilities Maintenance and Repairs Budget Summary Level is to repair and maintain parks, park buildings, and park infrastructure.	4,691,133
Seattle Parks and Recreation	19710 - Seattle Park District Fund	19710	BO-PR-10000	19710-BO-PR-10000	Parks and Facilities Maintenance and Repairs	The purpose of the Parks and Facilities Maintenance and Repairs Budget Summary Level is to repair and maintain parks, park buildings, and park infrastructure.	38,933,557

Department	Fund	Fund Code	BSL Code	BCL Code	BSL Name	BSL Description	2025 Appropriations (\$)
Seattle Parks and Recreation	36000 - King County Parks Levy Fund	36000	BO-PR-10000	36000-BO-PR-10000	Parks and Facilities Maintenance and Repairs	The purpose of the Parks and Facilities Maintenance and Repairs Budget Summary Level is to repair and maintain parks, park buildings, and park infrastructure.	1,104,437
Seattle Parks and Recreation	00100 - General Fund	00100	BO-PR-50000	00100-BO-PR-50000	Recreation Facility Programs	The purpose of the Recreation Facility Programs Budget Summary Level is to provide active and passive recreation services to Seattle residents through the direct management, maintenance, and operation of programs and facilities and by leveraging partnerships.	17,191,807
Seattle Parks and Recreation	00155 - Sweetened Beverage Tax Fund	00155	BO-PR-50000	00155-BO-PR-50000	Recreation Facility Programs	The purpose of the Recreation Facility Programs Budget Summary Level is to provide active and passive recreation services to Seattle residents through the direct management, maintenance, and operation of programs and facilities and by leveraging partnerships.	346,012
Seattle Parks and Recreation	10200 - Park And Recreation Fund	10200	BO-PR-50000	10200-BO-PR-50000	Recreation Facility Programs	The purpose of the Recreation Facility Programs Budget Summary Level is to provide active and passive recreation services to Seattle residents through the direct management, maintenance, and operation of programs and facilities and by leveraging partnerships.	13,903,141
Seattle Parks and Recreation	12400 - Arts and Culture Fund	12400	BO-PR-50000	12400-BO-PR-50000	Recreation Facility Programs	The purpose of the Recreation Facility Programs Budget Summary Level is to provide active and passive recreation services to Seattle residents through the direct management, maintenance, and operation of programs and facilities and by leveraging partnerships.	-
Seattle Parks and Recreation	19710 - Seattle Park District Fund	19710	BO-PR-50000	19710-BO-PR-50000	Recreation Facility Programs	The purpose of the Recreation Facility Programs Budget Summary Level is to provide active and passive recreation services to Seattle residents through the direct management, maintenance, and operation of programs and facilities and by leveraging partnerships.	21,977,104
Seattle Parks and Recreation	36000 - King County Parks Levy Fund	36000	BO-PR-50000	36000-BO-PR-50000	Recreation Facility Programs	The purpose of the Recreation Facility Programs Budget Summary Level is to provide active and passive recreation services to Seattle residents through the direct management, maintenance, and operation of programs and facilities and by leveraging partnerships.	773,916
Seattle Parks and Recreation	33130 - Park Mitigation & Remediation	33130	BC-PR-60000	33130-BC-PR-60000	SR520 Mitigation	The purpose of the SR520 Mitigation BSL is to account for projects resulting from SR520 construction impacts.	-
Seattle Parks and Recreation	00100 - General Fund	00100	BO-PR-80000	00100-BO-PR-80000	Zoo and Aquarium Programs	The purpose of the Zoo and Aquarium Budget Summary Level is to support contracted non-profit partners ability to provide services to the community through operations of the Woodland Park Zoo and the Seattle Aquarium.	3,723,377
Seattle Parks and Recreation	10200 - Park And Recreation Fund	10200	BO-PR-80000	10200-BO-PR-80000	Zoo and Aquarium Programs	The purpose of the Zoo and Aquarium Budget Summary Level is to support contracted non-profit partners ability to provide services to the community through operations of the Woodland Park Zoo and the Seattle Aquarium.	203,651
Seattle Parks and Recreation	19710 - Seattle Park District Fund	19710	BO-PR-80000	19710-BO-PR-80000	Zoo and Aquarium Programs	The purpose of the Zoo and Aquarium Budget Summary Level is to support contracted non-profit partners ability to provide services to the community through operations of the Woodland Park Zoo and the Seattle Aquarium.	5,264,026

Department	Fund	Fund Code	BSL Code	BCL Code	BSL Name	BSL Description	2025 Appropriations (\$)
Seattle Police Department	00100 - General Fund	00100	BO-SP-P1000	00100-BO-SP-P1000	Chief of Police	The purpose of the Chief of Police Budget Summary Level is to lead and direct department employees and to provide policy guidance and oversee relationships with the community, with the goal that the department provides the City with professional, dependable, and respectful public safety services.	17,045,876
Seattle Police Department	00100 - General Fund	00100	BO-SP-P4000	00100-BO-SP-P4000	Collaborative Policing	The purpose of the Collaborative Policing Budget Summary Level is to centralize the department's efforts to collaborate and partner with the community on public safety issues. The BSL is a combination of the department's community engagement and outreach elements including the new Community Service Officers (CSO) program, Navigation Team, and Crisis Intervention Response Team.	15,165,135
Seattle Police Department	00100 - General Fund	00100	BO-SP-P2000	00100-BO-SP-P2000	Compliance and Professional Standards Bureau	The purpose of the Compliance and Professional Standards Bureau Budget Summary Level is to investigate and review use of force issues. It includes the Department's Force Investigation Team and Use of Force Review Board as well as Compliance and Professional Standards Administration.	6,049,628
Seattle Police Department	00100 - General Fund	00100	BO-SP-P7000	00100-BO-SP-P7000	Criminal Investigations	The purpose of the Criminal Investigations Budget Summary Level is to investigate potential criminal activity.	50,914,608
Seattle Police Department	00100 - General Fund	00100	BO-SP-P6600	00100-BO-SP-P6600	East Precinct	The purpose of the East Precinct Budget Summary Level is to provide the full range of public safety and order maintenance services to residents of, and visitors to, the East Precinct, to promote safety in their homes, schools, businesses, and the community at large.	21,201,082
Seattle Police Department	00100 - General Fund	00100	BO-SP-P1600	00100-BO-SP-P1600	Leadership and Administration	The purpose of the Leadership and Administration Budget Summary Level is to provide executive, community, financial, human resource, technology, and business support to the Seattle Police Department. It includes the Finance and Planning unit; Grants and Contracts unit; Fleet and Facilities Management; and the Administrative Services, Information Technology, and Human Resources programs. The Audit, Policy and Research Program and Education and Training Program are also included in this Budget Summary Level.	103,284,830
Seattle Police Department	00100 - General Fund	00100	BO-SP-P6200	00100-BO-SP-P6200	North Precinct	The purpose of the North Precinct Patrol Budget Summary Level is to provide the full range of public safety and order maintenance services to residents of, and visitors to, the North Precinct, to promote safety in their homes, schools, businesses, and the community at large.	32,281,603
Seattle Police Department	00100 - General Fund	00100	BO-SP-P1300	00100-BO-SP-P1300	Office of Police Accountability	The purpose of the Office of Police Accountability Budget Summary Level is to investigate and process complaints involving officers in the Seattle Police Department.	6,768,554
Seattle Police Department	00100 - General Fund	00100	BO-SP-P1800	00100-BO-SP-P1800	Patrol Operations	The purpose of the Patrol Operations Budget Summary Level is to provide public safety and order maintenance.	25,151,600
Seattle Police Department	18500 - School Safety Traffic and Pedestrian Improvement Fund	18500	BO-SP-P9000	18500-BO-SP-P9000	School Zone Camera Program	The purpose of the School Zone Camera Program Budget Summary Level is to support operations and administration for the School Zone Camera program	3,657,707
Seattle Police Department	00100 - General Fund	00100	BO-SP-P6500	00100-BO-SP-P6500	South Precinct	The purpose of the South Precinct Patrol Budget Summary Level is to provide the full range of public safety and order maintenance services with the goal of keeping residents of, and visitors to, the South Precinct, safe in their homes, schools, businesses, and the community at large.	22,227,689

Department	Fund	Fund Code	BSL Code	BCL Code	BSL Name	BSL Description	2025 Appropriations (\$)
Seattle Police Department	00100 - General Fund	00100	BO-SP-P6700	00100-BO-SP-P6700	Southwest Precinct	The purpose of the Southwest Precinct Patrol Budget Summary Level is to provide the full range of public safety and order maintenance services to residents of, and visitors to, the Southwest Precinct, to promote safety in their homes, schools, businesses, and the community at large.	16,701,014
Seattle Police Department	00100 - General Fund	00100	BO-SP-P3400	00100-BO-SP-P3400	Special Operations	The purpose of the Special Operations Budget Summary Level is to deploy specialized response units in emergencies and disasters. The Bureau provides crowd control, special event, search, hostage, crisis, and marine-related support to monitor and protect critical infrastructure to protect lives and property, aid the work of uniformed officers and detectives, and promote the safety of the public.	72,045,111
Seattle Police Department	00100 - General Fund	00100	BO-SP-P8000	00100-BO-SP-P8000	Technical Services	The purpose of the Technical Services Budget Summary Level is to provide technical support to the Seattle Police Department, including items such as the Internet Telephone Reporting, Data Driven Policing, Forensic Support Services and Technology Integration Programs.	33,402,519
Seattle Police Department	00100 - General Fund	00100	BO-SP-P6100	00100-BO-SP-P6100	West Precinct	The purpose of the West Precinct Patrol Budget Summary Level is to provide the full range of public safety and order maintenance services to residents of, and visitors to, the West Precinct, to promote safety in their homes, schools, businesses, and the community at large.	25,663,230
Seattle Public Library	18200 - 2019 Library Levy Fund	18200	BC-SPL	18200-BC-SPL	Capital Improvements	The purpose of The Seattle Public Library Capital Improvements Budget Summary Level is to provide major maintenance to Library facilities, which include the Central Library and all branch libraries, to help ensure building integrity and improve functionality for patrons and staff.	7,989,000
Seattle Public Library	30010 - REET I Capital Fund	30010	BC-SPL	30010-BC-SPL	Capital Improvements	The purpose of The Seattle Public Library Capital Improvements Budget Summary Level is to provide major maintenance to Library facilities, which include the Central Library and all branch libraries, to help ensure building integrity and improve functionality for patrons and staff.	386,000
Seattle Public Library	10410 - Library Fund	10410	BO-SPL	10410-BO-SPL	The Seattle Public Library	The purpose of The Seattle Public Library Budget Summary Level is to provide resources and city budget authority to support Library programming, services, access to technology, and collections that reflect the needs and interest of the community.	69,341,495
Seattle Public Library	18100 - 2012 Library Levy Fund	18100	BO-SPL	18100-BO-SPL	The Seattle Public Library	The purpose of The Seattle Public Library Budget Summary Level is to provide resources and city budget authority to support Library programming, services, access to technology, and collections that reflect the needs and interest of the community.	700,000
Seattle Public Library	18200 - 2019 Library Levy Fund	18200	BO-SPL	18200-BO-SPL	The Seattle Public Library	The purpose of The Seattle Public Library Budget Summary Level is to provide resources and city budget authority to support Library programming, services, access to technology, and collections that reflect the needs and interest of the community.	28,893,575
Seattle Public Utilities	44010 - Drainage and Wastewater Fund	44010	BC-SU-C360B	44010-BC-SU-C360B	Combined Sewer Overflows	The purpose of the Combined Sewer Overflow (CSO) Budget Summary Level, a Capital Improvement Program funded by drainage and wastewater revenues, is to plan and construct large infrastructure systems, smaller retrofits, and green infrastructure for CSO Summary.	92,097,937

Department	Fund	Fund Code	BSL Code	BCL Code	BSL Name	BSL Description	2025 Appropriations (\$)
Seattle Public Utilities	43000 - Water Fund	43000	BC-SU-C110B	43000-BC-SU-C110B	Distribution	The purpose of the Distribution Budget Summary Level, a Capital Improvement Program funded by water revenues, is to repair and upgrade the City's water lines, pump stations, and other facilities.	53,469,435
Seattle Public Utilities	44010 - Drainage and Wastewater Fund	44010	BC-SU-C380B	44010-BC-SU-C380B	Flooding, Sewer Backup & Landslide	The purpose of the Flooding, Sewer Back-up, and Landslides Budget Summary Level, a Capital Improvement Program funded by drainage and wastewater revenues, is to plan, design and construct systems aimed at preventing or alleviating flooding and sewer backups in the City of Seattle, protecting public health, safety, and property. This program also protects SPU drainage and wastewater infrastructure from landslides, and makes drainage improvements where surface water generated from City rights-of-way contributes to landslides.	10,958,377
Seattle Public Utilities	00100 - General Fund	00100	BO-SU-N000B	00100-BO-SU-N000B	General Expense	The purpose of the General Expense Budget Summary Level is to provide for the Utility's general expenses such as debt service, taxes and major contracts.	2,405,550
Seattle Public Utilities	43000 - Water Fund	43000	BO-SU-N000B	43000-BO-SU-N000B	General Expense	The purpose of the General Expense Budget Summary Level is to provide for the Utility's general expenses such as debt service, taxes and major contracts.	148,088,951
Seattle Public Utilities	44010 - Drainage and Wastewater Fund	44010	BO-SU-N000B	44010-BO-SU-N000B	General Expense	The purpose of the General Expense Budget Summary Level is to provide for the Utility's general expenses such as debt service, taxes and major contracts.	394,538,241
Seattle Public Utilities	45010 - Solid Waste Fund	45010	BO-SU-N000B	45010-BO-SU-N000B	General Expense	The purpose of the General Expense Budget Summary Level is to provide for the Utility's general expenses such as debt service, taxes and major contracts.	213,410,300
Seattle Public Utilities	43000 - Water Fund	43000	BC-SU-C160B	43000-BC-SU-C160B	Habitat Conservation Program	The purpose of the Habitat Conservation Budget Summary Level, a Capital Improvement Program funded by water revenues, is to manage projects directly related to the Cedar River Watershed Habitat Conservation Plan.	1,570,811
Seattle Public Utilities	43000 - Water Fund	43000	BO-SU-N100B	43000-BO-SU-N100B	Leadership and Administration	The purpose of the Leadership and Administration Budget Summary Level is to provide overall management and policy direction for Seattle Public Utilities and to provide core management and administrative services like finance, human resources, and facility management.	73,067,237
Seattle Public Utilities	44010 - Drainage and Wastewater Fund	44010	BO-SU-N100B	44010-BO-SU-N100B	Leadership and Administration	The purpose of the Leadership and Administration Budget Summary Level is to provide overall management and policy direction for Seattle Public Utilities and to provide core management and administrative services like finance, human resources, and facility management.	75,330,168
Seattle Public Utilities	45010 - Solid Waste Fund	45010	BO-SU-N100B	45010-BO-SU-N100B	Leadership and Administration	The purpose of the Leadership and Administration Budget Summary Level is to provide overall management and policy direction for Seattle Public Utilities and to provide core management and administrative services like finance, human resources, and facility management.	19,884,074
Seattle Public Utilities	45010 - Solid Waste Fund	45010	BC-SU-C230B	45010-BC-SU-C230B	New Facilities	The purpose of the New Facilities Budget Summary Level, a Capital Improvement Program funded by solid waste revenues, is to design and construct new facilities to enhance solid waste operations.	21,015,121
Seattle Public Utilities	44010 - Drainage and Wastewater Fund	44010	BC-SU-C333B	44010-BC-SU-C333B	Protection of Beneficial Uses	The purpose of the Protection of Beneficial Uses Budget Summary Level, a Capital Improvement Program funded by drainage revenues, is to make improvements to the City's drainage system to reduce the harmful effects of storm water runoff on creeks and receiving waters by improving water quality and protecting or enhancing habitat.	30,377,663

Department	Fund	Fund Code	BSL Code	BCL Code	BSL Name	BSL Description	2025 Appropriations (\$)
Seattle Public Utilities	44010 - Drainage and Wastewater Fund	44010	BC-SU-C370B	44010-BC-SU-C370B	Rehabilitation	The purpose of the Rehabilitation Budget Summary Level, a Capital Improvement Program funded by drainage and wastewater revenues, is to rehabilitate or replace existing drainage and wastewater assets in kind, to maintain the current functionality of the system.	43,888,034
Seattle Public Utilities	45010 - Solid Waste Fund	45010	BC-SU-C240B	45010-BC-SU-C240B	Rehabilitation & Heavy Equipment	The purpose of the Rehabilitation and Heavy Equipment Budget Summary Level, a Capital Improvement Program funded by solid waste revenues, is to implement projects to repair and rehabilitate the City's solid waste transfer stations and improve management of the City's closed landfills and household hazardous waste sites.	397,000
Seattle Public Utilities	44010 - Drainage and Wastewater Fund	44010	BC-SU-C350B	44010-BC-SU-C350B	Sediments	The purpose of the Sediments Budget Summary Level, a Capital Improvement Program funded by drainage and wastewater revenues, is to restore and rehabilitate natural resources in or along Seattle's waterways.	13,421,604
Seattle Public Utilities	43000 - Water Fund	43000	BC-SU-C410B	43000-BC-SU-C410B	Shared Cost Projects	The purpose of the Shared Cost Projects Budget Summary Level, which is a Capital Improvement Program, is to implement the Water, Drainage and Wastewater, and Solid Waste Utility's share of capital improvement projects that receive funding from multiple SPU funds.	53,231,789
Seattle Public Utilities	44010 - Drainage and Wastewater Fund	44010	BC-SU-C410B	44010-BC-SU-C410B	Shared Cost Projects	The purpose of the Shared Cost Projects Budget Summary Level, which is a Capital Improvement Program, is to implement the Water, Drainage and Wastewater, and Solid Waste Utility's share of capital improvement projects that receive funding from multiple SPU funds.	34,536,996
Seattle Public Utilities	45010 - Solid Waste Fund	45010	BC-SU-C410B	45010-BC-SU-C410B	Shared Cost Projects	The purpose of the Shared Cost Projects Budget Summary Level, which is a Capital Improvement Program, is to implement the Water, Drainage and Wastewater, and Solid Waste Utility's share of capital improvement projects that receive funding from multiple SPU funds.	8,423,790
Seattle Public Utilities	43000 - Water Fund	43000	BC-SU-C510B	43000-BC-SU-C510B	Technology	The purpose of the Technology Budget Summary Level, a Capital Improvement Program, is to make use of technology to increase the Water, Drainage and Wastewater, and Solid Waste Utility's efficiency and productivity.	5,533,648
Seattle Public Utilities	44010 - Drainage and Wastewater Fund	44010	BC-SU-C510B	44010-BC-SU-C510B	Technology	The purpose of the Technology Budget Summary Level, a Capital Improvement Program, is to make use of technology to increase the Water, Drainage and Wastewater, and Solid Waste Utility's efficiency and productivity.	5,791,027
Seattle Public Utilities	45010 - Solid Waste Fund	45010	BC-SU-C510B	45010-BC-SU-C510B	Technology	The purpose of the Technology Budget Summary Level, a Capital Improvement Program, is to make use of technology to increase the Water, Drainage and Wastewater, and Solid Waste Utility's efficiency and productivity.	1,544,274
Seattle Public Utilities	43000 - Water Fund	43000	BC-SU-C120B	43000-BC-SU-C120B	Transmission	The purpose of the Transmission Budget Summary Level, a Capital Improvement Program funded by water revenues, is to repair and upgrade the City's large transmission pipelines that bring untreated water to the treatment facilities, and convey water from the treatment facilities to Seattle and its suburban wholesale customers' distribution systems.	11,915,442
Seattle Public Utilities	00100 - General Fund	00100	BO-SU-N200B	00100-BO-SU-N200B	Utility Service and Operations	The purpose of the Utility Service and Operations Budget Summary Level is to fund the direct delivery of essential Customer Service programs and the operating expenses for Pre-Capital Planning & Development, Project Delivery, Drainage and Wastewater, Solid Waste, Water and General Fund programs.	24,308,495

Department	Fund	Fund Code	BSL Code	BCL Code	BSL Name	BSL Description	2025 Appropriations (\$)
Seattle Public Utilities	43000 - Water Fund	43000	BO-SU-N200B	43000-BO-SU-N200B	Utility Service and Operations	The purpose of the Utility Service and Operations Budget Summary Level is to fund the direct delivery of essential Customer Service programs and the operating expenses for Pre-Capital Planning & Development, Project Delivery, Drainage and Wastewater, Solid Waste, Water and General Fund programs.	87,955,657
Seattle Public Utilities	44010 - Drainage and Wastewater Fund	44010	BO-SU-N200B	44010-BO-SU-N200B	Utility Service and Operations	The purpose of the Utility Service and Operations Budget Summary Level is to fund the direct delivery of essential Customer Service programs and the operating expenses for Pre-Capital Planning & Development, Project Delivery, Drainage and Wastewater, Solid Waste, Water and General Fund programs.	88,524,727
Seattle Public Utilities	45010 - Solid Waste Fund	45010	BO-SU-N200B	45010-BO-SU-N200B	Utility Service and Operations	The purpose of the Utility Service and Operations Budget Summary Level is to fund the direct delivery of essential Customer Service programs and the operating expenses for Pre-Capital Planning & Development, Project Delivery, Drainage and Wastewater, Solid Waste, Water and General Fund programs.	46,050,285
Seattle Public Utilities	43000 - Water Fund	43000	BC-SU-C140B	43000-BC-SU-C140B	Water Quality & Treatment	The purpose of the Water Quality & Treatment Budget Summary Level, a Capital Improvement Program funded by water revenues, is to design, construct, and repair water treatment facilities and remaining open-water reservoirs.	1,426,186
Seattle Public Utilities	43000 - Water Fund	43000	BC-SU-C150B	43000-BC-SU-C150B	Water Resources	The purpose of the Water Resources Budget Summary Level, a Capital Improvement Program funded by water revenues, is to repair and upgrade water transmission pipelines and promote residential and commercial water conservation.	19,510,912
Seattle Public Utilities	43000 - Water Fund	43000	BC-SU-C130B	43000-BC-SU-C130B	Watershed Stewardship	The purpose of the Watershed Stewardship Budget Summary Level, a Capital Improvement Program funded by water revenues, is to implement projects associated with the natural land, forestry, and fishery resources within the Tolt, Cedar, and Lake Youngs watersheds.	2,878,358
Department of Education and Early Learning	17857 - 2011 Families and Education Levy	17857	BO-EE-IL100	17857-BO-EE-IL100	Early Learning	The purpose of the Early Learning Budget Summary Level is to help children enter school ready to succeed, provide preschool teachers with resources and training, and assist Seattle families with gaining access to early learning resources.	643,000
Seattle Department of Transportation	10399 - Transportation Levy Fund	10399	BC-TR-19001	10399-BC-TR-19001	Major Maintenance/Replacement	The purpose of the Major Maintenance/Replacement Budget Summary Level is to provide maintenance and replacement of roads, trails, bike paths, bridges and structures.	65,141,979
Seattle Department of Transportation	10399 - Transportation Levy Fund	10399	BO-TR-17003	10399-BO-TR-17003	Mobility Operations	The purpose of the Mobility-Operations Budget Summary Level is to promote the safe and efficient operation of all transportation modes in the city. This includes managing the parking, pedestrian, and bicycle infrastructure; implementing neighborhood plans; encouraging alternative modes of transportation; and maintaining and improving signals and the non-electrical transportation management infrastructure.	18,604,267
Seattle Department of Transportation	10399 - Transportation Levy Fund	10399	BC-TR-19003	10399-BC-TR-19003	Mobility-Capital	The purpose of the Mobility-Capital Budget Summary Level is to help maximize the movement of traffic throughout the city by enhancing all modes of transportation including corridor and intersection improvements, transit and HOV improvements, and sidewalk and pedestrian facilities.	91,735,618

Department	Fund	Fund Code	BSL Code	BCL Code	BSL Name	BSL Description	2025 Appropriations (\$)
Seattle Department of Transportation	10399 - Transportation Levy Fund	10399	BO-TR-17005	10399-BO-TR-17005	Maintenance Operations	The purpose of the Maintenance Operations Budget Summary Level is to maintain the City's roadways and sidewalks; maintain, protect and expand the City's urban landscape in the street right-of-way through the maintenance and planting of new trees and landscaping to enhance the environment and aesthetics of the city; and manage and administer street parking rules and regulations in the right-of-way.	1,315,507
Executive (Office of Planning and Community Development)	00100 - General Fund	00100	BO-PC-X2P10	00100-BO-PC-X2P10	Design Commission	The purpose of the Design Commission Budget Summary Level is to give advice to the Mayor, City Council, and City Departments, concerning City-funded Capital Improvement Projects, projects that seek long-term use of the right-of-way, or major transportation projects.	35,000
Department of Finance and Administrative Services	30010 - REET I Capital Fund	30010	BC-FA-GARDENREM	30010-BC-FA-GARDENREM	Garden of Remembrance	The purpose of the Garden of Remembrance Budget Summary Level is to provide City support for replacing components of the memorial located at the Benaroya Concert Hall.	50,000
Seattle Parks and Recreation	00100 - General Fund	00100	BC-PR-40000	00100-BC-PR-40000	Fix It First	The purpose of the Fix It First Budget Summary Level is to provide for major maintenance, rehabilitation, and preservation of parks, forests, facilities, and related infrastructure.	130,000

	A	B	C	D
1	Position Modifications for the 2025 Budget			
2	<p>The following is the list of position modifications for the 2025 Proposed Budget that take effect January 1, 2025.</p> <p>The modifications result from budget actions that eliminate positions, create new positions, change the status of a position, and reclassify positions. Numbers in parentheses are reductions. The figures in the column labeled "Number" represent net position modifications, by Position Status, as a result of changes contained in the 2025 Proposed Budget.</p>			
3				
4	Department	Position Title	Position Status	Number
5	City Budget Office	StratAdvsr2,Exempt BU-P	Full-Time	(1)
6	City Budget Office Total			(1)
7	Civil Service Commissions	Manager2,General Govt	Full-Time	1
8	Civil Service Commissions	Personnel Anlyst	Full-Time	3
9	Civil Service Commissions	Personnel Anlyst,Sr	Full-Time	3
10	Civil Service Commissions Total			7
11	Community Assisted Response and Engagement	911 Emerg Comm Dispatcher I	Full-Time	4
12	Community Assisted Response and Engagement	StratAdvsr2,CL&PS	Full-Time	1
13	Community Assisted Response and Engagement	StratAdvsr3,Exempt	Full-Time	1
14	Community Assisted Response and Engagement Total			6
15	Department of Construction and Inspections	Civil Engrng Spec Supv	Full-Time	(1)
16	Department of Construction and Inspections	Civil Engrng Spec,Asst III	Full-Time	(1)
17	Department of Construction and Inspections	Civil Engrng Spec,Sr	Full-Time	(3)
18	Department of Construction and Inspections	Code Compliance Anlyst	Full-Time	(1)
19	Department of Construction and Inspections	Land Use Plnr III	Full-Time	(5)
20	Department of Construction and Inspections	Permit Process Leader	Full-Time	(5)
21	Department of Construction and Inspections	Permit Spec II	Full-Time	(2)
22	Department of Construction and Inspections	Permit Spec Supv	Full-Time	(1)
23	Department of Construction and Inspections	Permit Tech	Full-Time	(1)
24	Department of Construction and Inspections	Site Dev Insp	Full-Time	(5)
25	Department of Construction and Inspections	Strucl Plans Engr Supv	Full-Time	2
26	Department of Construction and Inspections	Strucl Plans Engr,Sr	Full-Time	3
27	Department of Construction and Inspections Total			(20)
28	Department of Education and Early Learning	Early Ed Spec,Sr BU	Full-Time	1

Att B - Position Modifications for the 2025 Budget

V2

	A	B	C	D
29	Department of Education and Early Learning	Human Svcs Coord	Full-Time	1
30	Department of Education and Early Learning Total			2
31	Department of Neighborhoods	Admin Spec II-BU	Full-Time	(1)
32	Department of Neighborhoods	Admin Staff Asst	Full-Time	(1)
33	Department of Neighborhoods	Manager2,Exempt	Full-Time	(1)
34	Department of Neighborhoods	Plng&Dev Spec II	Full-Time	1
35	Department of Neighborhoods	Plng&Dev Spec,Sr-BU	Full-Time	(2)
36	Department of Neighborhoods	StratAdvsr1,Exempt	Full-Time	1
37	Department of Neighborhoods Total			(3)
38	Department of Parks and Recreation	Admin Spec II-BU	Full-Time	(3)
39	Department of Parks and Recreation	Admin Spec III-BU	Full-Time	1
40	Department of Parks and Recreation	Admin Spec III-BU	Part-Time	(1)
41	Department of Parks and Recreation	Admin Staff Anlyst	Full-Time	1
42	Department of Parks and Recreation	Admin Staff Asst	Full-Time	3
43	Department of Parks and Recreation	Aquatic Cntr Coord,Asst	Part-Time	1
44	Department of Parks and Recreation	Cashier,Sr	Full-Time	(1)
45	Department of Parks and Recreation	Constr&Maint Equip Op	Full-Time	(1)
46	Department of Parks and Recreation	Cust Svc Rep	Full-Time	(3)
47	Department of Parks and Recreation	Cust Svc Rep	Part-Time	2
48	Department of Parks and Recreation	Cust Svc Rep,Sr	Full-Time	1
49	Department of Parks and Recreation	Ed Prgm Supv	Full-Time	1
50	Department of Parks and Recreation	Executive2	Full-Time	2
51	Department of Parks and Recreation	Facilities Maint Wkr	Full-Time	(1)
52	Department of Parks and Recreation	Gardener	Full-Time	2
53	Department of Parks and Recreation	Gardener,Prin	Full-Time	(1)
54	Department of Parks and Recreation	Gardener,Sr	Full-Time	(1)
55	Department of Parks and Recreation	Greenhouse Supv	Full-Time	1
56	Department of Parks and Recreation	Info Technol Spec	Part-Time	(1)
57	Department of Parks and Recreation	Laborer	Part-Time	(7)
58	Department of Parks and Recreation	Lifeguard,Sr	Part-Time	1
59	Department of Parks and Recreation	Manager1,General Govt	Full-Time	1
60	Department of Parks and Recreation	Manager1,Parks&Rec	Full-Time	2
61	Department of Parks and Recreation	Manager3,Parks&Rec	Full-Time	(1)

Att B - Position Modifications for the 2025 Budget

V2

	A	B	C	D
62	Department of Parks and Recreation	Mgmt Sysys Anlyst	Part-Time	2
63	Department of Parks and Recreation	Mgmt Sysys Anlyst,Asst	Part-Time	(2)
64	Department of Parks and Recreation	Ofc/Maint Aide	Full-Time	(1)
65	Department of Parks and Recreation	Park Ranger	Full-Time	(4)
66	Department of Parks and Recreation	Park Ranger Supervisor	Full-Time	1
67	Department of Parks and Recreation	Park Ranger, Senior	Full-Time	4
68	Department of Parks and Recreation	Parks Custdl CC	Full-Time	1
69	Department of Parks and Recreation	Personnel Spec	Full-Time	(1)
70	Department of Parks and Recreation	Personnel Spec,Sr	Full-Time	1
71	Department of Parks and Recreation	Plng&Dev Spec I	Full-Time	1
72	Department of Parks and Recreation	Plng&Dev Spec I	Part-Time	1
73	Department of Parks and Recreation	Plng&Dev Spec,Sr-BU	Full-Time	1
74	Department of Parks and Recreation	Pntr	Full-Time	5
75	Department of Parks and Recreation	Pntr CC	Full-Time	1
76	Department of Parks and Recreation	Pntr,Sr	Full-Time	1
77	Department of Parks and Recreation	Public Relations Spec,Sr	Full-Time	(1)
78	Department of Parks and Recreation	Real Property Agent	Full-Time	1
79	Department of Parks and Recreation	Real Property Agent	Part-Time	(1)
80	Department of Parks and Recreation	Rec Cntr Coord	Full-Time	1
81	Department of Parks and Recreation	Rec Prgm Coord	Full-Time	1
82	Department of Parks and Recreation	Rec Prgm Coord,Sr	Full-Time	(2)
83	Department of Parks and Recreation	Rec Prgm Spec,Sr	Full-Time	(2)
84	Department of Parks and Recreation	Security Supv	Full-Time	(1)
85	Department of Parks and Recreation	StratAdvsr1,CSPI&P	Full-Time	1
86	Department of Parks and Recreation	StratAdvsr1,General Govt	Full-Time	(1)
87	Department of Parks and Recreation	StratAdvsr1,Human Svcs	Full-Time	2
88	Department of Parks and Recreation	Trng&Ed Coord	Full-Time	(1)
89	Department of Parks and Recreation	Trng&Ed Coord,Sr	Full-Time	1
90	Department of Parks and Recreation Total			7
91	Employees' Retirement System	Manager1,Exempt	Full-Time	1
92	Employees' Retirement System	Personnel Anlyst	Full-Time	1
93	Employees' Retirement System	Personnel Anlyst,Sr	Full-Time	1
94	Employees' Retirement System Total			3

Att B - Position Modifications for the 2025 Budget

V2

	A	B	C	D
95	Finance and Administrative Services	Accountant	Full-Time	(1)
96	Finance and Administrative Services	Accountant,Sr	Full-Time	(2)
97	Finance and Administrative Services	Actg Tech III-BU	Full-Time	(1)
98	Finance and Administrative Services	Cust Svc Rep	Full-Time	1
99	Finance and Administrative Services	Cust Svc Rep,Sr	Full-Time	(3)
100	Finance and Administrative Services	Executive2	Full-Time	(1)
101	Finance and Administrative Services	Info Technol Prof A,Exempt	Full-Time	2
102	Finance and Administrative Services	Info Technol Prof B-BU	Full-Time	1
103	Finance and Administrative Services	Investments/Debt Dir,Asst	Full-Time	(1)
104	Finance and Administrative Services	Licenses&Standards Inspector	Full-Time	1
105	Finance and Administrative Services	Manager1,Fin,Bud,&Actg	Full-Time	(1)
106	Finance and Administrative Services	Manager2,Exempt	Full-Time	(1)
107	Finance and Administrative Services	Mgmt Systs Anlyst,Sr	Full-Time	1
108	Finance and Administrative Services	Pntr CC	Full-Time	1
109	Finance and Administrative Services	StratAdvsr3,Exempt	Full-Time	(1)
110	Finance and Administrative Services	Treasury Cashier	Full-Time	(1)
111	Finance and Administrative Services Total			(6)
112	Human Services Department	Admin Spec III-BU	Full-Time	1
113	Human Services Department	Admin Staff Anlyst	Full-Time	1
114	Human Services Department	Counslr,Sr	Full-Time	2
115	Human Services Department	Grants&Contracts Spec,Sr	Part-Time	(1)
116	Human Services Department	Plng&Dev Spec,Sr-BU	Full-Time	1
117	Human Services Department	StratAdvsr1,Human Svcs	Full-Time	1
118	Human Services Department	Victim Advocate BU	Full-Time	4
119	Human Services Department	Victim Advocate Supv	Full-Time	1
120	Human Services Department Total			10
121	Office for Civil Rights	Manager2,General Govt	Full-Time	(1)
122	Office for Civil Rights	Plng&Dev Spec II	Full-Time	(1)
123	Office for Civil Rights	StratAdvsr1,General Govt-L17	Full-Time	(1)
124	Office for Civil Rights	StratAdvsr1,General Govt-L17	Part-Time	(1)
125	Office for Civil Rights Total			(4)
126	Office of Arts and Culture	Arts Prgm Spec BU	Part-Time	(1)
127	Office of Arts and Culture	Arts Prgm Spec,Sr	Full-Time	1

Att B - Position Modifications for the 2025 Budget

V2

	A	B	C	D
128	Office of Arts and Culture	Events Booking Rep	Full-Time	1
129	Office of Arts and Culture	Events Booking Rep	Part-Time	(1)
130	Office of Arts and Culture	Events Booking Rep,Sr BU	Part-Time	(1)
131	Office of Arts and Culture	Maint Laborer	Part-Time	1
132	Office of Arts and Culture	Public Relations Spec,Sr	Full-Time	1
133	Office of Arts and Culture	Public Relations Supv	Part-Time	(1)
134	Office of Arts and Culture	StratAdvsr1,Exempt	Full-Time	1
135	Office of Arts and Culture Total			1
136	Office of Economic Development	Admin Staff Asst	Full-Time	1
137	Office of Economic Development	Plng&Dev Spec II	Full-Time	(1)
138	Office of Economic Development	Public Relations Spec,Sr	Part-Time	(1)
139	Office of Economic Development	StratAdvsr1,Exempt	Full-Time	1
140	Office of Economic Development Total			0
141	Office of Emergency Management	Admin Spec II-BU	Full-Time	(1)
142	Office of Emergency Management	Admin Spec II-BU	Part-Time	1
143	Office of Emergency Management	StratAdvsr1,Exempt	Full-Time	(1)
144	Office of Emergency Management Total			(1)
145	Office of Housing	Admin Spec II-BU	Full-Time	1
146	Office of Housing	Com Dev Spec	Full-Time	1
147	Office of Housing	Manager1,Fin,Bud,&Actg	Full-Time	1
148	Office of Housing Total			3
149	Seattle Center	Admin Staff Asst	Full-Time	1
150	Seattle Center	Adms Employee	Full-Time	(1)
151	Seattle Center	Adms Employee	Part-Time	(2)
152	Seattle Center	Events Booking Rep	Full-Time	1
153	Seattle Center	Exec Asst	Full-Time	(1)
154	Seattle Center	Gardener	Full-Time	2
155	Seattle Center	Manager2,CSPI&P	Full-Time	1
156	Seattle Center	Parking Attendant	Full-Time	1
157	Seattle Center	Parking Attendant,Sr	Full-Time	(2)
158	Seattle Center	Parking Supv	Full-Time	2
159	Seattle Center	Security Ofcr	Full-Time	(1)
160	Seattle Center	Security Prgms Spec	Full-Time	1

Att B - Position Modifications for the 2025 Budget

V2

	A	B	C	D
161	Seattle Center	StratAdvsr2,CSPI&P-BU	Full-Time	1
162	Seattle Center	StratAdvsr3,Exempt	Full-Time	(1)
163	Seattle Center Total			2
164	Seattle City Light	Elecl Pwr Sysys Engr	Full-Time	3
165	Seattle City Light	Elecl Pwr Sysys Engr,Prin	Full-Time	1
166	Seattle City Light	Info Technol Prof A BU	Full-Time	3
167	Seattle City Light	Cblspl CC-Net Area	Full-Time	2
168	Seattle City Light Total			9
169	Seattle Department of Human Resources	Executive2	Full-Time	(1)
170	Seattle Department of Human Resources	Manager1,Exempt	Full-Time	(1)
171	Seattle Department of Human Resources	Manager2,General Govt	Full-Time	(1)
172	Seattle Department of Human Resources	Mgmt Sysys Anlyst,Sr	Full-Time	(1)
173	Seattle Department of Human Resources	Personnel Anlyst	Full-Time	(4)
174	Seattle Department of Human Resources	Personnel Anlyst,Sr	Full-Time	(3)
175	Seattle Department of Human Resources	StratAdvsr1,Exempt	Full-Time	(1)
176	Seattle Department of Human Resources	StratAdvsr1,Exempt	Part-Time	(1)
177	Seattle Department of Human Resources	Trng&Ed Coord,Sr	Full-Time	(1)
178	Seattle Department of Human Resources Total			(14)
179	Seattle Department of Transportation	Admin Spec III	Full-Time	1
180	Seattle Department of Transportation	Arborist	Full-Time	1
181	Seattle Department of Transportation	Asphalt Raker	Full-Time	3
182	Seattle Department of Transportation	Asphalt Raker,Sr	Full-Time	2
183	Seattle Department of Transportation	Capital Prjts Coord,Sr	Full-Time	1
184	Seattle Department of Transportation	Carpenter CC	Full-Time	1
185	Seattle Department of Transportation	Civil Engr,Assoc	Full-Time	8
186	Seattle Department of Transportation	Civil Engr,Asst I	Full-Time	2
187	Seattle Department of Transportation	Civil Engr,Asst III	Full-Time	3
188	Seattle Department of Transportation	Civil Engr,Sr	Full-Time	3
189	Seattle Department of Transportation	Civil Engrng Spec Supv	Full-Time	1
190	Seattle Department of Transportation	Civil Engrng Spec,Assoc	Full-Time	5
191	Seattle Department of Transportation	Civil Engrng Spec,Asst III	Full-Time	1
192	Seattle Department of Transportation	Constr&Maint Equip Op	Full-Time	2
193	Seattle Department of Transportation	Constr&Maint Equip Op,Sr	Full-Time	2

Att B - Position Modifications for the 2025 Budget

V2

	A	B	C	D
194	Seattle Department of Transportation	Elctn	Full-Time	1
195	Seattle Department of Transportation	Maint Laborer,Sr-Traffic	Full-Time	4
196	Seattle Department of Transportation	Manager1,General Govt	Full-Time	1
197	Seattle Department of Transportation	Manager2,Engrng&Plans Rev	Full-Time	1
198	Seattle Department of Transportation	Manager3,Engrng&Plans Rev	Full-Time	1
199	Seattle Department of Transportation	Mgmt Sysys Anlyst	Full-Time	1
200	Seattle Department of Transportation	Mgmt Sysys Anlyst,Sr	Full-Time	2
201	Seattle Department of Transportation	Personnel Spec,Sr	Full-Time	1
202	Seattle Department of Transportation	Plng&Dev Spec II	Full-Time	1
203	Seattle Department of Transportation	Public Relations Spec,Sr	Full-Time	3
204	Seattle Department of Transportation	StratAdvsr1,Engrng&Plans Rev	Full-Time	2
205	Seattle Department of Transportation	StratAdvsr1,General Govt	Full-Time	1
206	Seattle Department of Transportation	StratAdvsr2,General Govt	Full-Time	1
207	Seattle Department of Transportation	StratAdvsr3,Engrng&Plans Rev	Full-Time	1
208	Seattle Department of Transportation	Street Paving CC	Full-Time	1
209	Seattle Department of Transportation	Traffic Sign&Marking CC I	Full-Time	1
210	Seattle Department of Transportation	Traffic Sign&Marking CC II	Full-Time	1
211	Seattle Department of Transportation	Traffic Sign&Marking Lead Wkr	Full-Time	3
212	Seattle Department of Transportation	Transp Plnr,Assoc	Full-Time	6
213	Seattle Department of Transportation	Transp Plnr,Sr	Full-Time	6
214	Seattle Department of Transportation Total			75
215	Seattle Fire Department	Admin Spec II BU-P	Part-Time	1
216	Seattle Fire Department	Fire Capt-Admin-80 Hrs	Full-Time	(1)
217	Seattle Fire Department	Personnel Spec,Sr	Full-Time	1
218	Seattle Fire Department Total			1
219	Seattle Information Technology	Executive2	Full-Time	(1)
220	Seattle Information Technology	Info Technol Prof A,Exempt	Full-Time	(6)
221	Seattle Information Technology	Info Technol Prof B-BU	Full-Time	(24)
222	Seattle Information Technology	Info Technol Prof C-BU	Full-Time	(4)
223	Seattle Information Technology	Info Technol Sysys Anlyst	Full-Time	(6)
224	Seattle Information Technology	StratAdvsr2,Exempt BU-P	Full-Time	1
225	Seattle Information Technology	StratAdvsr2,Info Technol	Full-Time	(4)
226	Seattle Information Technology	StratAdvsr3,Info Technol	Full-Time	(1)

Att B - Position Modifications for the 2025 Budget

V2

	A	B	C	D
227	Seattle Information Technology Total			(45)
228	Seattle Municipal Court	Admin Spec II-MC	Full-Time	(2)
229	Seattle Municipal Court	StratAdvsr1,Exempt	Full-Time	1
230	Seattle Municipal Court Total			(1)
231	Seattle Police Department	Admin Spec II-BU	Full-Time	(1)
232	Seattle Police Department	Community Crisis Responder II	Full-Time	4
233	Seattle Police Department	Community Crisis Responder Sup	Full-Time	1
234	Seattle Police Department	Mgmt Systs Anlyst BU	Full-Time	14
235	Seattle Police Department	Mgmt Systs Anlyst Supv-BU	Full-Time	4
236	Seattle Police Department	Mgmt Systs Anlyst,Sr BU	Full-Time	1
237	Seattle Police Department	Parking Enf Ofcr Supv	Full-Time	2
238	Seattle Police Department	StratAdvsr1,Exempt	Full-Time	2
239	Seattle Police Department	StratAdvsr1,General Govt	Full-Time	(1)
240	Seattle Police Department	StratAdvsr3,General Govt	Full-Time	1
241	Seattle Police Department Total			27
242	Seattle Public Utilities	Admin Spec II-BU	Full-Time	2
243	Seattle Public Utilities	Admin Staff Asst	Full-Time	(1)
244	Seattle Public Utilities	Capital Prjts Coord Supv-BU	Full-Time	1
245	Seattle Public Utilities	Civil Engr,Sr	Full-Time	3
246	Seattle Public Utilities	Civil Engrng Spec,Assoc	Full-Time	5
247	Seattle Public Utilities	Civil Engrng Spec,Asst I	Full-Time	1
248	Seattle Public Utilities	Civil Engrng Spec,Sr	Full-Time	6
249	Seattle Public Utilities	Drainage&Wstwr Coll CC	Full-Time	1
250	Seattle Public Utilities	Drainage&Wstwr Coll Lead Wkr	Full-Time	4
251	Seattle Public Utilities	Drainage&Wstwr Coll Wkr	Full-Time	4
252	Seattle Public Utilities	Executive2	Full-Time	(1)
253	Seattle Public Utilities	Info Technol Prof B-BU	Full-Time	2
254	Seattle Public Utilities	Manager1,General Govt-BU	Full-Time	3
255	Seattle Public Utilities	Manager2,Utills BU-P	Full-Time	1
256	Seattle Public Utilities	Manager3,CSPI&P-BU	Full-Time	1
257	Seattle Public Utilities	Manager3,Engrng&Plans Rev	Full-Time	1
258	Seattle Public Utilities	Mgmt Systs Anlyst	Full-Time	1
259	Seattle Public Utilities	Mgmt Systs Anlyst,Sr	Full-Time	1

Att B - Position Modifications for the 2025 Budget

V2

	A	B	C	D
260	Seattle Public Utilities	Personnel Spec,Sr	Full-Time	1
261	Seattle Public Utilities	Plng&Dev Spec II	Full-Time	2
262	Seattle Public Utilities	Plng&Dev Spec,Sr-BU	Full-Time	1
263	Seattle Public Utilities	Pmp Stat Elecl Tech	Full-Time	1
264	Seattle Public Utilities	Pntr	Full-Time	(5)
265	Seattle Public Utilities	Pntr CC	Full-Time	(1)
266	Seattle Public Utilities	Pntr,Sr	Full-Time	(1)
267	Seattle Public Utilities	Scale Attendant	Full-Time	1
268	Seattle Public Utilities	Stat Maint Mach	Full-Time	1
269	Seattle Public Utilities	StratAdvsr1,CSPI&P BU-P	Full-Time	1
270	Seattle Public Utilities	StratAdvsr1,Exempt BU-P	Full-Time	1
271	Seattle Public Utilities	StratAdvsr1,General Govt	Full-Time	1
272	Seattle Public Utilities	StratAdvsr1,Utills BU-P	Full-Time	1
273	Seattle Public Utilities	StratAdvsr2,CSPI&P BU-P	Full-Time	1
274	Seattle Public Utilities	StratAdvsr2,Utills BU-P	Full-Time	3
275	Seattle Public Utilities	Util Svc Rep	Full-Time	1
276	Seattle Public Utilities	Wtr Quality Engr,Sr	Full-Time	1
277	Seattle Public Utilities	Wtr Treatment Equip Tech	Full-Time	6
278	Seattle Public Utilities	Wtr Treatment Op	Full-Time	2
279	Seattle Public Utilities	Wtr Treatment Op,Sr	Full-Time	6
280	Seattle Public Utilities	Wtr Treatment Supv	Full-Time	1
281	Seattle Public Utilities Total			60
282	Total Citywide Net Position Adjustments			118

SUMMARY and FISCAL NOTE

Department:	Dept. Contact:	CBO Contact:
City Budget Office		Adam Schaefer

1. BILL SUMMARY

Legislation Title: AN ORDINANCE adopting a budget, including a capital improvement program and position modifications, for The City of Seattle for 2025; and creating positions exempt from civil service; all by a 2/3 vote of the City Council.

Summary and Background of the Legislation: This ordinance adopts The City of Seattle's 2025 Budget, which includes the 2025-2030 Capital Improvement Program (CIP) and position modifications for fiscal year 2025. This legislation is submitted annually to adopt The City of Seattle's budget for the next fiscal year.

2. CAPITAL IMPROVEMENT PROGRAM

Does this legislation create, fund, or amend a CIP Project? ☒ Yes ☐ No

Please see the 2025-2030 Proposed/Adopted Capital Improvement Program for project pages and details.

3. SUMMARY OF FINANCIAL IMPLICATIONS

Does this legislation have financial impacts to the City? ☒ Yes ☐ No

Please see the 2025 Proposed/Adopted Budget for appropriations, revenues, and positions.

3.d. Other Impacts

Does the legislation have other financial impacts to The City of Seattle, including direct or indirect, one-time or ongoing costs, that are not included in Sections 3.a through 3.c? If so, please describe these financial impacts.

Please see the Budget, CIP, and report of position modifications for detailed information regarding the financial and long-term implications of this legislation.

If the legislation has costs, but they can be absorbed within existing operations, please describe how those costs can be absorbed. The description should clearly describe if the absorbed costs are achievable because the department had excess resources within their existing budget or if by absorbing these costs the department is deprioritizing other work that would have used these resources.

Please describe any financial costs or other impacts of *not* implementing the legislation. RCW 35.32A.050 states that, “Not later than thirty days prior to the beginning of the ensuing fiscal year the City Council shall, by ordinance, adopt the budget submitted by the Mayor as modified by the City Council.” This legislation is the mechanism by which the Seattle City Council adopts the final budget for the City of Seattle.

4. OTHER IMPLICATIONS

- a. Please describe how this legislation may affect any departments besides the originating department.**

All City departments are affected by this legislation. All City departments are aware of the nature of the impact.

- b. Does this legislation affect a piece of property? If yes, please attach a map and explain any impacts on the property. Please attach any Environmental Impact Statements, Determinations of Non-Significance, or other reports generated for this property.**

No.

- c. Please describe any perceived implication for the principles of the Race and Social Justice Initiative.**

Please see the RSJI summary section for an overview and individual department/program descriptions for detailed description of how the Budget impacts Race and Social Justice Initiative principles.

- d. Climate Change Implications**

- i. Emissions: How is this legislation likely to increase or decrease carbon emissions in a material way? Please attach any studies or other materials that were used to inform this response.**

Individual programs and initiatives are described in detail in the Budget and CIP.

- ii. Resiliency: Will the action(s) proposed by this legislation increase or decrease Seattle’s resiliency (or ability to adapt) to climate change in a material way? If so, explain. If it is likely to decrease resiliency in a material way, describe what will or could be done to mitigate the effects.**

Individual programs and initiatives are described in detail in the Budget and CIP.

- e. If this legislation includes a new initiative or a major programmatic expansion: What are the specific long-term and measurable goal(s) of the program? How will this legislation help achieve the program’s desired goal(s)? What mechanisms will be used to measure progress towards meeting those goals?**

New and expanded programs are described in detail in the Budget and CIP.

5. CHECKLIST

- ☒ **Is a public hearing required?**
The City Council’s Select Budget Committee will hold public hearings on October 16 and November 12, 2024.
- ☐ **Is publication of notice with *The Daily Journal of Commerce* and/or *The Seattle Times* required?**
- ☒ **If this legislation changes spending and/or revenues for a fund, have you reviewed the relevant fund policies and determined that this legislation complies?**
- ☐ **Does this legislation create a non-utility CIP project that involves a shared financial commitment with a non-City partner agency or organization?**

6. ATTACHMENTS

Summary Attachments: None.



Legislation Text

File #: CF 314539, **Version:** 1

City Council Changes to the 2025 - 2026 Proposed Budget and the 2025 - 2030 Proposed Capital Improvement Program.

Clerk File 314539
City Council Changes to the 2025 / 2026 Proposed Budget and the 2025-2030 Proposed
Capital Improvement Program

Table of Contents

Summaries and Reports for Information Purposes Only:

Section 1.

Vote Records Report	Page 2
City Council Fund Balance Sheet	Page 9
2025 Adopted/2026 Endorsed Revenue Changes by Fund	Page 10

City Council Changes:

Section 2.

CBAs and SLIs acted on by the Budget Committee	Page 14
--	---------

- Some Council Budget Actions (CBAs) impose budget provisos, which, as described in Subsection 1(b) of the ordinance introduced as CB 120905, restrict expenditure allowances shown in Attachment A to CB 120905. Some CBAs modify revenue estimates in the 2025/2026 Proposed Budget, as described in Subsection 1(g) of the ordinance introduced as CB 120905. Some CBAs modify the 2025-2030 Proposed Capital Improvement Program (CIP), as described in Section 2 of the ordinance introduced as CB 120905. In case of conflicting actions approved by the Budget Committee contained in this Clerk File (C.F.), the action taken later controls.
- Statements of Legislative Intent (SLIs) state the Council's intent but do not modify the proposed budget, revenue estimates, position modifications, or CIP. The City Council anticipates adopting SLIs by resolution in early 2025. In the case of conflict between the version of a SLI in this Clerk File and the version approved by resolution, the latter controls.

Select Budget Committee
Vote Record Report - 11.14.24 11.15.24
Clerk File 314539

Clerk File 314539 - Page 2 of 255

CBA / SLI #	Title	Primary Sponsor	JH	RK	CM	TM	SN	MR	RS	DS	TW	Result	Vote Date
ARTS-001-A-1	Transfer \$224,000 Arts and Culture Fund (2025) and \$224,000 Arts and Culture Fund (2026) from SPR to ARTS and increase appropriations and revenue by \$224,000 (2025) Park and Recreation Fund and \$224,000 Park and Recreation Fund (2026) to SPR for Downtown Buskers	Budget Committee	Aye	Aye	Aye	Aye	Aye	Aye	Aye	Aye	Aye	Pass	11/14/2024
ARTS-002-A-1	Transfer \$224,000 Arts and Culture Fund (2025) and \$232,000 Arts and Culture Fund (2026) from SPR to ARTS and increase appropriations and revenue by \$224,000 Park and Recreation Fund (2025) and \$232,000 Park and Recreation Fund (2026) to SPR for Teen Performing Arts	Budget Committee	Aye	Aye	Aye	Aye	Aye	Aye	Aye	Aye	Aye	Pass	11/14/2024
ARTS-003-A-1	Transfer \$436,000 Arts and Culture Fund (2025) and \$444,000 Arts and Culture Fund (2026) from SPR to ARTS and increase appropriations and revenue by \$157,000 Park and Recreation Fund (2025) and \$165,000 Parks and Recreation Fund (2026) to SPR for Arts in Parks	Budget Committee	Aye	Aye	Aye	Aye	Aye	Aye	Aye	Aye	Aye	Pass	11/14/2024
ARTS-004-A-1	Transfer \$382,000 Arts and Culture Fund (2025) and \$401,000 Arts and Culture Fund (2026) from CEN to ARTS and increase appropriations and revenue by \$382,000 Seattle Center Fund (2025) and \$401,000 Seattle Center Fund (2026) to CEN for Folklife	Budget Committee	Aye	Aye	Aye	Aye	Aye	Aye	Aye	Aye	Aye	Pass	11/14/2024
ARTS-006-A-1	Transfer \$210,000 Arts and Culture Fund (2025) and \$222,000 Arts and Culture Fund (2026) from CEN to ARTS, increase CEN by \$30,000 GF (2025) and \$30,000 GF (2026), and increase appropriations and revenue to CEN by \$210,000 Seattle Center Fund (2025) and \$222,000 Seattle Center Fund (2026) for Winterfest	Budget Committee	Aye	Aye	Aye	Aye	Aye	Aye	Aye	Aye	Aye	Pass	11/14/2024
ARTS-007-A-2	Increase ARTS by \$100,000 JumpStart Fund (2025) for HopeCorps for the Ballard Brewery District	Strauss	Aye	Aye	Aye	Aye	Aye	Aye	Aye	Aye	Aye	Pass	11/14/2024
ARTS-009-A-2	Increase ARTS by \$250,000 JumpStart Fund (2025) for HopeCorps in Capitol Hill	Hollingsworth	Aye	Aye	Aye	Aye	Aye	Aye	Aye	Aye	Aye	Pass	11/14/2024
ARTS-010-B-2	Proviso \$100,000 admissions tax (2025) in ARTS for cultural planning	Morales	Aye	Nay	Nay	Aye	Nay	Nay	Nay	Nay	Nay	Fail	11/15/2024
ARTS-011S-A-1	Request that ARTS create citywide and municipal arts plans	Rivera	Aye	Aye	Aye	Nay	Aye	Aye	Aye	Aye	Aye	Pass	11/15/2024
CARE-001-A-2	Increase CARE by \$413,000 GF (2025) and \$549,000 GF (2026) and 4.0 FTE 911 Emergency Communications Dispatcher I to improve non-emergency call answering times	Rivera	Aye	Aye	Aye	Aye	Aye	Aye	Aye	Aye	Aye	Pass	11/14/2024
CARE-001S-A-2	Request reporting from CARE on Call Center staffing and operations	Rivera	Aye	Aye	Aye	Aye	Aye	Aye	Aye	Aye	Aye	Pass	11/14/2024
CARE-101S-A-1	Request CARE create Community Crisis Responder public data dashboard and request reporting on Seattle Restoration Program	Rivera	Aye	Aye	Aye	Aye	Aye	Aye	Aye	Aye	Aye	Pass	11/14/2024
CARE-102S-A-1	Request CARE and HSD report on potential LEAD transfer	Moore	n/a	n/a	n/a	n/a	n/a	n/a	n/a	n/a	n/a	Withdrawn	11/15/2024
CBO-001-A-1	Errata Corrections to the Proposed Budget and CIP	Budget Committee	Aye	Aye	Aye	Aye	Aye	Aye	Aye	Aye	Aye	Pass	11/14/2024
CBO-002-A-2	Increase SDCl by \$1.24 million Construction & Inspections Fund (2025) and 11.0 FTE, increase Seattle IT by \$1.0 million JumpStart Fund (2025) and 12.0 FTE, increase FAS by \$891,000 FAS Fund (2025) and 12.5 FTE, and increase DON, FAS, and SDHR by \$706,000 GF (2025) and 8.0 FTE for a six-month restoration of positions subject to layoff; and impose provisos	Budget Committee	Aye	Aye	Aye	Aye	Aye	Aye	Aye	Aye	Aye	Pass	11/14/2024
CBO-002S-A-1	Request that CBO collaborate with SDHR to report on developing or enhancing programs for City employees subject to layoff	Budget Committee	Aye	Aye	Aye	Aye	Aye	Aye	Aye	Aye	Aye	Pass	11/14/2024
CBO-003S-A-2	Request that CBO report on past budget underspend and grants	Nelson	Aye	Aye	Aye	Aye	Aye	Aye	Aye	Aye	Aye	Pass	11/14/2024
CBO-004S-A-1	Request that CBO and SCERS analyze an early retirement incentive for City employees	Budget Committee	Aye	Aye	Aye	Aye	Aye	Aye	Aye	Aye	Aye	Pass	11/14/2024
CBO-902-A-2	Replace GF and JumpStart Fund appropriations with increased REET revenue to balance the impacts of the October revenue forecast update	Budget Committee	Aye	Aye	Aye	Aye	Aye	Aye	Aye	Aye	Aye	Pass	11/14/2024
CEN-001-A-1	Increase CEN by \$250,000 JumpStart Fund (2025) and \$250,000 JumpStart Fund (2026) for Bumbershoot Workforce Development Program	Budget Committee	Aye	Aye	Aye	Aye	Aye	Aye	Aye	Aye	Aye	Pass	11/14/2024
CEN-002-A-1	Increase CEN by \$425,000 GF (2025) and \$442,000 GF (2026) and decrease CEN by \$425,000 Arts and Culture Fund (2025) and \$442,000 Arts and Culture Fund (2026) for Festal	Budget Committee	Aye	Aye	Aye	Aye	Aye	Aye	Aye	Aye	Aye	Pass	11/14/2024
CEN-003-A-1	Increase CEN by \$204,000 GF (2025) and \$214,000 GF (2026) and decrease CEN by \$204,000 Arts and Culture Fund (2025) and \$214,000 Arts and Culture Fund (2026) for cultural administration staff	Budget Committee	Aye	Aye	Aye	Aye	Aye	Aye	Aye	Aye	Aye	Pass	11/14/2024
CEN-004-A-1	Increase CEN by 2.0 FTE Gardener positions for Waterfront Park	Kettle	Aye	Aye	Aye	Aye	Aye	Aye	Aye	Aye	Aye	Pass	11/14/2024
CIV-001-A-1	Increase CIV by \$312,000 GF (2025) and \$331,000 GF (2026) and 1.0 FTE Senior Personnel Analyst for an annual firefighter exam process	Budget Committee	Aye	Aye	Aye	Aye	Aye	Aye	Aye	Aye	Aye	Pass	11/14/2024
DEEL-001-A-1	Increase DEEL by \$500,000 Families and Education Levy (2025) for Child Care Assistance Program	Saka	Aye	Aye	Aye	Aye	Aye	Aye	Aye	Aye	Aye	Pass	11/14/2024
DEEL-002-A-2	Increase DEEL by \$143,000 GF (2025) for after-school and summer learning programs grounded in ethnic studies, shift \$143,000 from GF to Families and Education Levy for Parent-Child Plus, and impose a proviso	Morales	Aye	Aye	Aye	Aye	Aye	Aye	Aye	Aye	Aye	Pass	11/14/2024

Select Budget Committee
Vote Record Report - 11.14.24 11.15.24
Clerk File 314539

Clerk File 314539 - Page 3 of 255

CBA / SLI #	Title	Primary Sponsor	JH	RK	CM	TM	SN	MR	RS	DS	TW	Result	Vote Date
DON-001-A-1	Increase DON by \$208,000 GF (2025) and \$228,000 GF (2026) for the Neighborhood Matching Fund	Rivera	Aye	Aye	Aye	Aye	Aye	Aye	Aye	Aye	Aye	Pass	11/14/2024
DON-002-A-1	Increase DON by \$125,000 GF (2025) and \$125,000 GF (2026) for a community safety coordinator for Capitol Hill	Hollingsworth	Aye	Aye	Aye	Aye	Aye	Aye	Aye	Aye	Aye	Pass	11/14/2024
DON-003-A-2	Increase DON by \$156,000 GF (2025) and \$164,000 GF (2026) and 1.0 FTE Planning and Development Specialist II for community organizing, mutual aid, and de-escalation	Woo	Aye	Aye	Aye	Aye	Aye	Aye	Aye	Aye	Aye	Pass	11/14/2024
DON-004-A-1	Increase DON by \$100,000 GF (2025) and \$100,000 GF (2026) for community safety coordinator contracts	Budget Committee	Aye	Aye	Aye	Aye	Aye	Aye	Aye	Aye	Aye	Pass	11/14/2024
FAS-002-A-1	Increase FAS by \$495,000 FAS Fund (2025) and \$495,000 FAS Fund (2026) to restore funding to Priority Hire	Rivera	Aye	Aye	Aye	Aye	Aye	Aye	Aye	Aye	Aye	Pass	11/14/2024
FAS-003-A-1	Increase FAS by \$50,000 REET I (2025) for a membrane study for the Garden of Remembrance	Kettle	Aye	Aye	Aye	Aye	Aye	Aye	Aye	Aye	Aye	Pass	11/14/2024
FAS-004S-A-1	Request that FAS report on implementing a comprehensive responsible contractor policy for City contracts	Strauss	Aye	Aye	Aye	Aye	Aye	Aye	Aye	Aye	Aye	Pass	11/14/2024
FAS-005S-A-1	Request that FAS explore establishing real estate agent solicitation cease and desist program	Woo	Aye	Aye	Aye	Aye	Aye	Aye	Aye	Aye	Aye	Pass	11/14/2024
FG-100-A-1	Decrease FG by \$1.3 million GF (2025) and \$380,000 GF (2026) to adjust fiscal reserve transfers based on lower projected tax revenues and inflation estimates	Budget Committee	Aye	Aye	Aye	Aye	Aye	Aye	Aye	Aye	Aye	Pass	11/14/2024
FG-101-A-1	Increase FG by \$2.5 million GF (2025) and \$2.5 million GF (2026) for Seattle Chinese Garden capital improvements	Strauss	Aye	Aye	Aye	Aye	Aye	Aye	Aye	Aye	Aye	Pass	11/14/2024
FG-104S-A-1	Request that Central Staff develop legislation to impose a professional services excise tax	Morales	Aye	Nay	Aye	Aye	Nay	Abstain	Nay	Aye	Nay	Fail	11/15/2024
FG-105S-A-1	Request that Central Staff develop legislation to impose a digital advertising excise tax	Morales	Abstain	Nay	Aye	Aye	Nay	Abstain	Nay	Aye	Nay	Fail	11/15/2024
FG-901-A-1	Recognize October Forecast Update	Budget Committee	Aye	Aye	Aye	Aye	Aye	Aye	Aye	Aye	Aye	Pass	11/14/2024
FG-902-A-2	Increase FG by \$17.6 million (2025) JumpStart Fund and \$42.0 million JumpStart Fund (2026) to increase JumpStart Payroll Expense Tax support to GF	Budget Committee	Aye	Aye	Aye	Aye	Aye	Aye	Aye	Aye	Aye	Pass	11/14/2024
HSD-001-A-1	Increase HSD by \$1.9 million Low-Income Housing Fund (2025) and \$1.9 million Low-Income Housing Fund (2026) for homelessness prevention services	Moore	Aye	Aye	Aye	Aye	Aye	Aye	Aye	Aye	Aye	Pass	11/14/2024
HSD-002-A-2	Increase HSD by \$3.2 million GF (2025) and \$2.7 million GF (2026) to support the start-up and operations of two new non-congregate shelters	Budget Committee	n/a	n/a	n/a	n/a	n/a	n/a	n/a	n/a	n/a	Substituted with HSD-002-D-1	11/14/2024
HSD-002-B-1	Increase HSD by \$3.2 million GF (2025) and \$2.7 million GF (2026) to support the start-up and operations of two new Tiny House Villages and impose a proviso	Moore	n/a	n/a	n/a	n/a	n/a	n/a	n/a	n/a	n/a	Withdrawn	11/14/2024
HSD-002-D-1	Replaces current proposed substitution HSD-002-B-1 on the agenda in Group B - moved to consider at the end of the agenda.	Moore	Aye	Aye	Aye	Aye	Aye	Aye	Aye	Aye	Aye	Pass	11/14/2024
HSD-003-A-2	Increase HSD by \$129,000 GF (2025) and \$129,000 GF (2026) to fully restore funding for legal services for homeless youth	Budget Committee	Aye	Aye	Aye	Aye	Aye	Aye	Aye	Aye	Aye	Pass	11/14/2024
HSD-004-B-1	Increase HSD by \$1.25 million GF (2025) and \$1.25 million GF (2026) for food banks, meal programs, and culturally nourishing foods	Strauss	Aye	Aye	Aye	Aye	Aye	Aye	Aye	Aye	Aye	Pass	11/14/2024
HSD-005-A-1	Increase HSD by \$100,000 GF (2025) and \$100,000 GF (2026) to fully restore funding for free tax preparation services	Budget Committee	Aye	Aye	Aye	Aye	Aye	Aye	Aye	Aye	Aye	Pass	11/14/2024
HSD-006-A-1	Increase HSD by \$168,000 GF (2025) and \$168,000 GF (2026) for transitional housing programs	Kettle	Aye	Aye	Aye	Aye	Aye	Aye	Aye	Aye	Aye	Pass	11/14/2024
HSD-007S-A-1	Request that HSD and OH provide a report on Good Neighbor Agreements	Kettle	Aye	Aye	Aye	Aye	Aye	Aye	Aye	Aye	Aye	Pass	11/14/2024
HSD-008-A-1	Increase \$43,000 GF (2025) in HSD for a sports program providing safe, adult-led recreation opportunities	Nelson	Aye	Aye	Aye	Aye	Aye	Aye	Aye	Aye	Aye	Pass	11/14/2024
HSD-009-A-1	Increase HSD by \$4 million GF (2025) for tenant improvements to YouthCare's Constellation Center project	Woo	Aye	Aye	Aye	Aye	Aye	Aye	Aye	Aye	Aye	Pass	11/14/2024
HSD-010-B-1	Increase HSD by \$250,000 GF (2025) for equipment, vehicles and facilities improvements necessary to increase meal providers' service capacity	Hollingsworth	Aye	Aye	Aye	Aye	Aye	Aye	Aye	Aye	Aye	Pass	11/14/2024
HSD-011-A-1	Increase HSD by \$250,000 GF (2025) for capital improvements at the Rainier Valley Food Bank	Hollingsworth	Aye	Aye	Aye	Aye	Aye	Aye	Aye	Aye	Aye	Pass	11/14/2024
HSD-012-A-1	Increase HSD by \$250,000 JumpStart Fund (2025) and \$250,000 JumpStart Fund (2026) for Seattle Youth Employment Program	Morales	Aye	Aye	Aye	Aye	Aye	Aye	Aye	Aye	Aye	Pass	11/14/2024
HSD-014-A-2	Increase HSD by \$200,000 GF (2025) and \$200,000 GF (2026) for therapeutic services for survivors of commercial sexual exploitation, domestic violence, and sexual assault, and impose a proviso	Moore	Aye	Aye	Aye	Aye	Aye	Aye	Aye	Aye	Aye	Pass	11/14/2024

Select Budget Committee
Vote Record Report - 11.14.24 11.15.24
Clerk File 314539

Clerk File 314539 - Page 4 of 255

CBA / SLI #	Title	Primary Sponsor	JH	RK	CM	TM	SN	MR	RS	DS	TW	Result	Vote Date
HSD-015-A-2	Increase HSD by \$250,000 GF (2025) and \$250,000 GF (2026) for gender-based violence supports for the deaf and hard of hearing community, and impose a proviso	Woo	Aye	Aye	Aye	Aye	Aye	Aye	Aye	Aye	Aye	Pass	11/14/2024
HSD-016-A-2	Increase HSD by \$185,000 GF (2025) and \$195,000 GF (2026) and 1.0 FTE Strategic Advisor I to scope a new community safety hub	Rivera	Aye	Aye	Aye	Aye	Aye	Aye	Aye	Aye	Aye	Pass	11/14/2024
HSD-017-A-2	Increase HSD by \$500,000 GF (2025) and \$500,000 GF (2026) for contracted services with We Deliver Care	Kettle	Aye	Aye	Aye	Aye	Aye	Aye	Aye	Aye	Aye	Pass	11/14/2024
HSD-018-A-1	Increase HSD by \$14,000 GF (2025) to support pre-file diversion services	Nelson	Aye	Aye	Aye	Aye	Aye	Aye	Aye	Aye	Aye	Pass	11/14/2024
HSD-019-A-1	Increase HSD by \$1.5 million GF (2025) and \$1.5 million GF (2026) for programs to support Recreational Vehicle (RV) residents' transition to housing and shelter, including an RV Storage Program.	Strauss	Aye	Aye	Aye	Aye	Aye	Aye	Aye	Aye	Aye	Pass	11/14/2024
HSD-021-A-1	Increase HSD by \$110,000 GF (2025) and \$110,000 GF (2026) to provide technical assistance to community organizations supporting immigrants, refugees, and communities of color	Morales	n/a	n/a	n/a	n/a	n/a	n/a	n/a	n/a	n/a	Amended, now HSD-21-A-2	11/14/2024
HSD-021-A-2	Increase HSD by \$110,000 GF (2025) and \$110,000 GF (2026) to provide technical assistance to community organizations supporting communities of color, and impose a proviso	Morales	Aye	Aye	Aye	Aye	Aye	Aye	Aye	Aye	Aye	Pass	11/14/2024
HSD-022-A-2	Increase HSD by \$52,000 (GF) 2025 and \$52,000 GF (2026) to support legal services for adults and families receiving adverse benefit decisions	Budget Committee	Aye	Aye	Aye	Aye	Aye	Aye	Aye	Aye	Aye	Pass	11/14/2024
HSD-024-A-1	Proviso \$350,000 in HSD for a seasonal winter weather shelter in District 5	Moore	Aye	Aye	Aye	Aye	Aye	Aye	Aye	Abstain	Aye	Pass	11/15/2024
HSD-026-B-1	Increase HSD by \$470,000 GF (2025) and \$470,000 GF (2026) for recovery support services	Nelson	Aye	Aye	Aye	Aye	Aye	Aye	Aye	Aye	Aye	Pass	11/14/2024
HSD-027-A-2	Proviso \$2 million GF in HSD for supports for commercial sexual exploitation	Moore	Aye	Aye	Aye	Aye	Aye	Aye	Aye	Aye	Aye	Pass	11/14/2024
HSD-028-A-2	Increase HSD by \$250,000 GF (2025) and \$250,000 GF (2026) for culturally-specific services for Latinx survivors of gender-based violence, and impose a proviso	Morales	Aye	Aye	Aye	Aye	Aye	Aye	Aye	Aye	Aye	Pass	11/14/2024
HSD-031S-A-2	Request that HSD report on sobering center needs	Rivera	Aye	Aye	Aye	Aye	Aye	Aye	Aye	Aye	Aye	Pass	11/14/2024
HSD-032-A-1	Increase HSD by \$319,000 GF (2025) and \$330,000 GF (2026) and 2.0 FTE for Mobile Integrated Health team expansion	Strauss	Aye	Aye	Aye	Aye	Aye	Aye	Aye	Aye	Aye	Pass	11/14/2024
HSD-035-A-1	Increase HSD by \$315,000 JumpStart Fund one-time (2025) for youth violence prevention activities, decrease SPR by \$315,000 JumpStart Fund one-time (2025) for youth connector, and impose a proviso	Hollingsworth	n/a	n/a	n/a	n/a	n/a	n/a	n/a	n/a	n/a	Withdrawn	11/15/2024
HSD-036-A-1	Increase HSD by \$100,000 GF (2025) for contracted services to We Deliver Care and reduce CBO by \$100,000 GF (2025) for Payroll Expense Tax evaluation	Woo	n/a	n/a	n/a	n/a	n/a	n/a	n/a	n/a	n/a	Substituted with HSD-036-B-1	11/15/2024
HSD-036-B-1	Increase HSD by \$70,000 GF (2025) for contracted services to We Deliver Care and reduce CBO by \$70,000 GF (2025) for Payroll Expense Tax evaluation	Woo	Aye	Aye	Aye	Nay	Aye	Aye	Aye	Nay	Aye	Pass	11/15/2024
HSD-037-A-2	Increase HSD by \$1.0 million GF (2025) for Chinatown-International District public safety efforts	Woo	Aye	Aye	Aye	Aye	Aye	Aye	Aye	Aye	Aye	Pass	11/14/2024
HSD-038S-A-1	Request that the HSD report on a landscape analysis and an implementation plan for addressing gun violence in Seattle schools	Nelson	Aye	Aye	Aye	Aye	Aye	Aye	Aye	Aye	Aye	Pass	11/14/2024
HSD-039-A-1	Increase HSD by \$527,000 JumpStart Fund (2025) and \$527,000 JumpStart Fund (2026) for homelessness prevention services and decrease SDCI by \$527,000 JumpStart Fund (2025) and \$527,000 JumpStart Fund (2026) for tenant services	Moore	Aye	Aye	Aye	Nay	Aye	Aye	Aye	Abstain	Aye	Pass	11/15/2024
HSD-040S-A-1	Request that HSD report on how best to distribute rental assistance to ensure maximum distribution to households at risk of homelessness or eviction or currently homeless or in eviction proceedings	Moore	n/a	n/a	n/a	n/a	n/a	n/a	n/a	n/a	n/a	Amended, now HSD-040S-A-2	11/15/2024
HSD-040S-A-2	Oral amendment adding SDCI to the request.	Morales	Aye	Aye	Aye	Aye	Aye	Aye	Aye	Aye	Aye	Pass	11/15/2024
HSD-041-A-1	Increase HSD by \$3.3 million JumpStart Fund (2025) for rental assistance	Moore	Aye	Nay	Aye	Aye	Abstain	Abstain	Aye	Aye	Aye	Pass	11/15/2024
HSD-042-A-1	Increase HSD by \$250,000 JumpStart Fund (2025) for Housing Connector and decrease FG by \$250,000 JumpStart Fund (2025) for World Cup preparation	Moore	n/a	n/a	n/a	n/a	n/a	n/a	n/a	n/a	n/a	Withdrawn	11/15/2024
HSD-043-A-1	Proviso \$29.5 million in funding for shelters serving people experiencing homelessness	Moore	n/a	n/a	n/a	n/a	n/a	n/a	n/a	n/a	n/a	Withdrawn	11/15/2024
HSD-044-A-1	Increase HSD by \$450K for a mobile medication unit.	Nelson	Aye	Aye	Aye	Aye	Aye	Aye	Aye	Nay	Aye	Pass	11/15/2024
ITD-001-A-1	Increase Seattle IT by \$1.6 million GF (2025) and \$1.6 million GF (2026) and 6.0 FTE to restore Seattle Channel operations, and increase \$100,000 GF (2025) and \$100,000 GF (2026) for the Seattle Channel Maintenance and Upgrade CIP project	Budget Committee	Aye	Aye	Aye	Aye	Aye	Aye	Aye	Aye	Aye	Pass	11/14/2024

Select Budget Committee
Vote Record Report - 11.14.24 11.15.24
Clerk File 314539

Clerk File 314539 - Page 5 of 255

CBA / SLI #	Title	Primary Sponsor	JH	RK	CM	TM	SN	MR	RS	DS	TW	Result	Vote Date
ITD-002S-A-1	Request that the Executive collaborate with the City Council to establish an advisory workgroup to explore alternative financing and operating models for the Seattle Channel to ensure its long-term sustainability	Strauss	Aye	Aye	Aye	Aye	Aye	Aye	Aye	Aye	Aye	Pass	11/14/2024
LAW-001-A-2	Increase LAW by \$182,000 GF (2025) and \$192,000 GF (2026) to fund one Specialty Court Unit Prosecutor	Kettle	Aye	Aye	Aye	Aye	Aye	Aye	Aye	Aye	Aye	Pass	11/14/2024
LAW-002-A-2	Increase LAW by \$434,000 GF (2025) and \$458,000 GF (2026) for two Assistant City Attorneys in the Employment and Contract/Utilities Sections of the Civil Division, decrease \$434,000 GF appropriations to Judgement and Claims Fund (2025) and \$458,000 GF appropriations to Judgement and Claims Fund (2026)	Kettle	Aye	Aye	Aye	Aye	Aye	Aye	Aye	Aye	Aye	Pass	11/14/2024
LAW-003-A-2	Decrease LAW revenue by \$500,000 GF (2025) and \$528,000 GF (2026), decrease HSD by \$500,000 GF (2025) and \$528,000 GF (2026) for contracted services, and impose a proviso	Nelson	Aye	Aye	Aye	Aye	Aye	Aye	Aye	Aye	Aye	Pass	11/14/2024
MO-001S-A-1	Request that the MO provide quarterly reports regarding activities and performance of the Unified Care Team (UCT), and any collaborating departments that manage the City's response to unsanctioned encampments	Budget Committee	Aye	Aye	Aye	Aye	Aye	Aye	Aye	Aye	Aye	Pass	11/14/2024
MO-002S-A-1	Request that the Executive provide an inventory of City-funded youth programs	Hollingsworth	Aye	Aye	Aye	Aye	Aye	Aye	Aye	Aye	Aye	Pass	11/14/2024
MO-003S-A-1	Request a report from MO on a comprehensive Recreational Vehicle strategy	Saka	Aye	Aye	Aye	Aye	Aye	Aye	Aye	Aye	Aye	Pass	11/14/2024
OED-001-A-2	Increase OED by \$800,000 JumpStart Fund (2025) and \$800,000 JumpStart Fund (2026) for the Storefront Repair Fund	Nelson	Aye	Aye	Aye	Aye	Aye	Aye	Aye	Aye	Aye	Pass	11/14/2024
OED-002-A-1	Increase OED by \$150,000 GF (2026) for Capitol Hill business support	Hollingsworth	Aye	Aye	Aye	Aye	Aye	Aye	Aye	Aye	Aye	Pass	11/14/2024
OED-003-A-1	Increase OED by \$100,000 JumpStart Fund (2025) for workforce development efforts focused on technological skills	Morales	Aye	Aye	Aye	Aye	Aye	Aye	Aye	Aye	Aye	Pass	11/14/2024
OED-005-A-1	Proviso \$100,000 JumpStart Fund in OED for Ballard Brewery District support	Strauss	Aye	Aye	Aye	Aye	Aye	Aye	Aye	Aye	Aye	Pass	11/14/2024
OED-006S-A-1	Request that OED report on an inventory and assessment of all business outreach and technical assistance the City provides across departments	Morales	Aye	Aye	Aye	Aye	Aye	Aye	Aye	Aye	Aye	Pass	11/14/2024
OED-007-A-1	Proviso \$200,000 JumpStart Fund in OED for neighborhood business districts	Saka	n/a	n/a	n/a	n/a	n/a	n/a	n/a	n/a	n/a	Amended, now OED-007-A-2	11/14/2024
OED-007-A-2	Proviso \$200,000 JumpStart Fund in OED for neighborhood business districts	Saka	Aye	Aye	Aye	Aye	Aye	Aye	Aye	Aye	Aye	Pass	11/14/2024
OED-008S-A-1	Request that OED provide a mid-year status update on the programs offered under the "Generating Wealth in Communities of Color" pillar	Nelson	Aye	Aye	Aye	Aye	Aye	Aye	Aye	Aye	Aye	Pass	11/14/2024
OEM-101-A-1	Increase OEM by \$35,000 GF (2025) and \$35,000 GF (2026) for travel, training and administrative support	Kettle	Aye	Aye	Aye	Aye	Aye	Aye	Aye	Aye	Aye	Pass	11/14/2024
OEM-102S-A-2	Request that OEM report on city-wide emergency preparedness training, and recognize OEM's key role among Seattle's public safety departments	Kettle	Aye	Aye	Aye	Aye	Aye	Aye	Aye	Aye	Aye	Pass	11/14/2024
OH-001S-A-1	Request that OH produce a Seattle Housing Investment Plan that takes a comprehensive look at all affordable housing investments by the City for 2025-2030	Budget Committee	Aye	Aye	Aye	Aye	Aye	Aye	Aye	Aye	Aye	Pass	11/14/2024
OH-002-A-1	Increase OH by \$3.4 million JumpStart Fund (2026) for the Homeownership Capital Production Program	Moore	Aye	Aye	Aye	Aye	Aye	Aye	Aye	Aye	Aye	Pass	11/14/2024
OH-003-A-1	Proviso \$100,000 JumpStart Fund in OH to support pre-development costs for housing in the Central District	Hollingsworth	Aye	Aye	Aye	Aye	Aye	Aye	Aye	Aye	Aye	Pass	11/14/2024
OH-004S-A-1	Request that OH explore use of bonds and master leasing for development of affordable housing	Strauss	Aye	Aye	Aye	Aye	Aye	Aye	Aye	Aye	Aye	Pass	11/14/2024
OH-005S-A-1	Request OH to provide quarterly vacancy data reports on city-funded rental housing projects	Moore	Y	Y	Y	N	Y	Y	Y	Y	Y	Pass	11/15/2024
OH-007-A-1	Proviso \$7 million in OH for operating, maintenance, and services funding for Permanent Supportive Housing projects	Moore	n/a	n/a	n/a	n/a	n/a	n/a	n/a	n/a	n/a	Withdrawn	11/15/2024
OIG-101-A-1	Increase OIG by \$7,000 GF (2025) and \$7,000 GF (2026) to adjust the Office's salary budget	Kettle	Aye	Aye	Aye	Aye	Aye	Aye	Aye	Aye	Aye	Pass	11/14/2024
OIR-001-A-1	Increase OIR by \$190,000 GF (2025) and \$201,000 GF (2026) to restore funding for the International Affairs Portfolio	Budget Committee	n/a	n/a	n/a	n/a	n/a	n/a	n/a	n/a	n/a	Amended, now OIR-001-A-2	11/14/2024
OIR-001-A-2	Increase OIR by \$190,000 GF (2025) and \$201,000 GF (2026) for the International and Federal Affairs Portfolios	Budget Committee	Aye	Aye	Aye	Aye	Aye	Aye	Aye	Abstain	Aye	Pass	11/14/2024
OLS-001-A-1	Increase OLS by \$100,000 OLS Fund (2025) and \$600,000 OLS Fund (2026) for the Business Outreach and Education Fund and Community Outreach and Education Fund	Strauss	Aye	Aye	Aye	Aye	Aye	Aye	Aye	Aye	Aye	Pass	11/14/2024

Select Budget Committee
Vote Record Report - 11.14.24 11.15.24
Clerk File 314539

Clerk File 314539 - Page 6 of 255

CBA / SLI #	Title	Primary Sponsor	JH	RK	CM	TM	SN	MR	RS	DS	TW	Result	Vote Date
OLS-002-A-1	Increase OLS by 3.0 FTE to restore position authority	Strauss	Aye	Aye	Aye	Aye	Aye	Aye	Aye	Aye	Aye	Pass	11/14/2024
OPCD-001-A-2	Increase OPCD by \$300,000 JumpStart Fund (2025) for Ballard Regional Center Planning	Strauss	Aye	Aye	Aye	Aye	Aye	Aye	Aye	Aye	Aye	Pass	11/14/2024
OPCD-002-A-1	Increase OPCD by \$384,000 GF (2025) and \$403,000 GF (2026) and 2.5 FTE to restore positions	Morales	Aye	Aye	Aye	Aye	Aye	Aye	Aye	Aye	Aye	Pass	11/14/2024
OPCD-003S-A-2	Request that OPCD report on strategies to attract food retailers to food deserts	Saka	Aye	Aye	Aye	Aye	Aye	Aye	Aye	Aye	Aye	Pass	11/14/2024
OPCD-004-A-1	Proviso \$350,000 JumpStart Fund in OPCD for a Supplemental Environmental Impact Statement for the Comprehensive Plan	Morales	Aye	Nay	Aye	Aye	Aye	Nay	Nay	Aye	Nay	Pass	11/15/2024
OPCD-005S-A-1	Request that OPCD develop a plan to support small business economic development through the Equitable Development Initiative	Moore	Aye	Aye	Aye	Nay	Aye	Aye	Aye	Abstain	Aye	Pass	11/15/2024
OPCD-901-A-1	Replace the source of funding for Equitable Development Initiative in OPCD to reflect the October revenue forecast update	Budget Committee	Aye	Aye	Aye	Aye	Aye	Aye	Aye	Aye	Aye	Pass	11/14/2024
OSE-001-A-2	Increase OSE by \$400,000 JumpStart Fund (2025) and \$400,000 JumpStart Fund (2026) for Duwamish Valley workforce and small business support	Woo	Aye	Aye	Aye	Aye	Aye	Aye	Aye	Aye	Aye	Pass	11/14/2024
SCL-001-A-1	Proviso \$1 million Light Fund in SCL for Pinehurst Underground Cable Replacement	Moore	n/a	n/a	n/a	n/a	n/a	n/a	n/a	n/a	n/a	Substituted with SCL-001-B-1	11/15/2024
SCL-001-B-1	Proviso \$500,000 Light Fund in SCL for Pinehurst Underground Cable Replacement	Moore	Abstain	Nay	Aye	Abstain	Nay	Nay	Abstain	Nay	Abstain	Fail	11/15/2024
SDCI-001-A-1	Increase SDCI by \$50,000 GF (2025) to convene a tenant workgroup on strategies to protect the health and well-being of Seattle renters	Morales	Abstain	Nay	Nay	Aye	Nay	Nay	Nay	Aye	Nay	Fail	11/14/2024
SDCI-002-A-1	Increase SDCI by \$355,000 JumpStart Fund (2025) and \$355,000 JumpStart Fund (2026) to partially restore reductions in tenant services contracts	Morales	Aye	Aye	Aye	Aye	Aye	Aye	Aye	Aye	Aye	Pass	11/14/2024
SDCI-003S-A-1	Request that SDCI, in consultation with HSD, report on utilization of RRIO for proactive eviction prevention	Moore	Aye	Aye	Aye	Aye	Aye	Aye	Aye	Aye	Aye	Pass	11/14/2024
SDCI-004S-A-1	Request that SDCI provide a report on tree-related data, enforcement, and the payment-in-lieu program	Moore	Aye	Aye	Aye	Aye	Aye	Aye	Aye	Aye	Aye	Pass	11/14/2024
SDCI-005-A-1	Increase SDCI by \$456,000 of multiple funds (2025) and \$456,000 of multiple funds (2026) to restore tenant services; and reduce OED by \$456,000 of multiple funds (2025) and \$456,000 of multiple funds (2026) for Downtown Activation Plan activation, intergovernmental coordination, and Metropolitan Improvement District support	Morales	Abstain	Nay	Aye	Aye	Nay	Nay	Nay	Nay	Nay	Fail	11/15/2024
SDCI-006-A-1	Proviso appropriations in SDCI for tenant services grants and contracts	Moore	Aye	Aye	Aye	Nay	Aye	Aye	Aye	Nay	Aye	Pass	11/15/2024
SDCI-007-A-1	Increase SDCI by \$527,000 GF (2025) and \$527,000 GF (2026) to restore tenant services; and reduce SPD by \$527,000 GF (2025) and \$527,000 GF (2026) for Real Time Crime Center staffing	Morales	Nay	Nay	Nay	Aye	Nay	Nay	Nay	Nay	Nay	Fail	11/15/2024
SDHR-001-A-1	Increase SDHR by \$371,000 GF (2025) and \$389,000 GF (2026) and 1.5 FTE to restore the Workforce Equity Division	Morales	Nay	Nay	Nay	Aye	Nay	Nay	Nay	Aye	Nay	Fail	11/14/2024
SDOT-001-A-1	Increase SDOT by \$177 million Transportation Levy Fund (2025) and \$192 million Transportation Levy Fund (2026) for implementation of the levy; create 28 CIP projects; decrease SDOT by \$7 million Transportation Fund (2025) and \$7 million Transportation Fund (2026); add 72.0 FTE; and acknowledge anticipated Transportation Levy revenue	Saka	Aye	Aye	Aye	Aye	Aye	Aye	Aye	Aye	Aye	Pass	11/14/2024
SDOT-002-A-1	Proviso \$89 million Transportation Levy Fund in SDOT until authorized by future Council action	Saka	Aye	Aye	Aye	Aye	Aye	Aye	Aye	Aye	Aye	Pass	11/14/2024
SDOT-003-A-1	Increase SDOT by \$5 million (2025 and 2026) Transportation Fund and by \$2 million (2025 and 2026) Transportation Levy Fund for a new Council District Fund; create a new Council District Fund (MC-TR-C155) CIP project; replace \$2 million (2025 and 2026) Transportation Levy Fund with Transportation Fund in the SDOT ADA Program CIP project; and impose a proviso	Saka	Aye	Aye	Aye	Nay	Aye	Aye	Aye	Aye	Aye	Pass	11/14/2024
SDOT-004-A-1	Proviso \$2 million in SDOT for transit and roadway improvements on Delridge Ave SW	Saka	Aye	Aye	Aye	Nay	Aye	Aye	Aye	Abstain	Aye	Pass	11/14/2024
SDOT-005-A-1	Proviso \$175,000 in SDOT to implement parallel-only parking changes at Duwamish Head	Saka	Aye	Aye	Aye	Aye	Aye	Aye	Aye	Aye	Aye	Pass	11/14/2024
SDOT-006-A-1	Increase SDOT by \$1.18 million GF (2025) and decrease School Safety Traffic and Pedestrian Improvement Fund by \$1.18 million GF (2025) for speed enforcement cameras, and impose a proviso	Saka	Aye	Aye	Aye	Aye	Aye	Aye	Aye	Aye	Aye	Pass	11/14/2024
SDOT-007-A-1	Proviso \$175,000 in SDOT for urban design and pedestrian improvements to Ballard Avenue and the Ballard Brewery District	Strauss	Aye	Aye	Aye	Aye	Aye	Aye	Aye	Aye	Aye	Pass	11/14/2024
SDOT-008-A-1	Proviso \$1 million Seattle Transit Measure funds in SDOT for Transit Ambassadors	Budget Committee	Aye	Aye	Aye	Aye	Aye	Aye	Aye	Aye	Aye	Rescinded	11/14/2024
SDOT-008-B-1	Rescind SDOT-008-A-1 and proviso \$1 million Seattle Transit Measure funds in SDOT for Transit Ambassadors and Behavioral Health Team	Saka	Abstain	Aye	Aye	Abstain	Aye	Aye	Aye	Abstain	Aye	Pass	11/15/2024

Select Budget Committee
Vote Record Report - 11.14.24 11.15.24
Clerk File 314539

Clerk File 314539 - Page 7 of 255

CBA / SLI #	Title	Primary Sponsor	JH	RK	CM	TM	SN	MR	RS	DS	TW	Result	Vote Date
SDOT-009-A-1	Proviso \$500,000 Seattle Transit Measure funds in SDOT for Waterfront Shuttle transit service	Budget Committee	Aye	Aye	Aye	Aye	Aye	Aye	Aye	Aye	Aye	Pass	11/14/2024
SDOT-101-A-1	Eliminate Unsecured Funding (2030) in SDOT for the Culture Connector CIP project	Kettle	Aye	Aye	Aye	Abstain	Aye	Nay	Aye	Aye	Aye	Pass	11/15/2024
SDOT-102S-B-1	Request that SDOT provide a plan for terminating South Lake Union Streetcar service, decommissioning South Lake Union Streetcar assets, and identifying alternative South Lake Union transit options	Saka	n/a	n/a	n/a	n/a	n/a	n/a	n/a	n/a	n/a	Substituted with SDOT-102S-B-2	11/15/2024
SDOT-102S-B-2	Request that SDOT provide a plan for terminating South Lake Union Streetcar service, decommissioning South Lake Union Streetcar assets, and identifying alternative South Lake Union transit options	Saka	N	Y	Y	N	N	N	Y	N	Abst	Fail	11/15/2024
SDOT-104S-B-1	Request that SDOT provide a report on the performance measures and evaluation criteria used for consideration of bus-only lanes	Nelson	Aye	Aye	Aye	Aye	Aye	Aye	Aye	Aye	Aye	Pass	11/15/2024
SDOT-105S-A-1	Request that SDOT provide a report on the pothole repair program and performance indicators for potholes and roadway conditions	Saka	Aye	Aye	Aye	Aye	Aye	Aye	Aye	Aye	Aye	Pass	11/14/2024
SDOT-106S-A-1	Request that SDOT provide recommendations on honorary street naming policies	Saka	Aye	Aye	Aye	Aye	Aye	Aye	Aye	Aye	Aye	Pass	11/14/2024
SDOT-107-B-1	Proviso \$1 million Transportation Levy Fund in SDOT for transit security services	Saka	Aye	Aye	Aye	Abstain	Aye	Aye	Aye	Aye	Aye	Pass	11/15/2024
SDOT-107S-A-1	Request that SDOT provide a report on implementing transit security improvements, services, and policy	Saka	Aye	Aye	Aye	Aye	Aye	Aye	Aye	Aye	Aye	Pass	11/15/2024
SDOT-901-A-1	Decrease SDOT revenues by \$248,000 (2025) and \$752,000 (2026) to recognize October Forecast Update	Budget Committee	Aye	Aye	Aye	Aye	Aye	Aye	Aye	Aye	Aye	Pass	11/14/2024
SFD-101-A-1	Increase SFD by \$61,000 GF (2025) and \$61,000 GF (2026) for South Lake Union public safety awareness program	Kettle	Aye	Aye	Aye	Aye	Aye	Aye	Aye	Aye	Aye	Pass	11/14/2024
SFD-102-A-1	Increase SFD by 1.0 FTE Fire Captain to restore the sworn Disability Officer position that would be civilianized in the 2025-2026 Proposed Budget	Strauss	Aye	Aye	Aye	Aye	Aye	Aye	Aye	Aye	Aye	Pass	11/14/2024
SPD-101-A-2	Proviso SPD sworn salary, benefits, and overtime	Kettle	Aye	Aye	Aye	Aye	Aye	Aye	Aye	Aye	Aye	Pass	11/14/2024
SPD-102-A-2	Increase SPD by 1.0 FTE Strategic Advisor 3 to oversee its participation in the 30x30 Initiative	Saka	Aye	Aye	Aye	Aye	Aye	Aye	Aye	Aye	Aye	Pass	11/14/2024
SPD-103-A-2	Increase SPD by 2.0 FTE Parking Enforcement Officer (PEO) Supervisor positions for PEO training	Budget Committee	Aye	Aye	Aye	Aye	Aye	Aye	Aye	Aye	Aye	Pass	11/14/2024
SPD-103S-A-2	Request that SPD report on its Parking Enforcement Officer hiring process	Budget Committee	Aye	Aye	Aye	Aye	Aye	Aye	Aye	Aye	Aye	Pass	11/14/2024
SPD-105-A-2	Increase SPD by \$10 million GF (2026) for overtime	Kettle	Aye	Aye	Aye	Nay	Aye	Aye	Aye	Aye	Aye	Pass	11/14/2024
SPD-106-A-1	Increase SPD by \$200,000 GF (2025) and \$16,000 GF (2026) to expand the Closed-Circuit Television pilot on Aurora	Moore	Aye	Aye	Aye	Aye	Aye	Aye	Aye	Aye	Aye	Pass	11/14/2024
SPD-108S-A-2	Request that SPD provide quarterly reports on staffing, overtime, and performance metrics.	Budget Committee	Aye	Aye	Aye	Aye	Aye	Aye	Aye	Aye	Aye	Pass	11/14/2024
SPD-109S-A-1	Request that SPD study childcare options for sworn employees	Moore	Aye	Aye	Aye	Aye	Aye	Aye	Aye	Aye	Aye	Pass	11/15/2024
SPD-110S-A-1	Request that SPD report on officer recruitment and retention	Saka	Aye	Aye	Aye	Aye	Aye	Aye	Aye	Aye	Aye	Pass	11/14/2024
SPD-111S-A-1	Request that SPD report on automated sound enforcement technology	Saka	Aye	Aye	Aye	Abstain	Aye	Aye	Aye	Abstain	Aye	Pass	11/15/2024
SPD-112S-A-1	Request that SPD report on LEAD (Let Everyone Advance with Dignity) database integration	Moore	n/a	n/a	n/a	n/a	n/a	n/a	n/a	n/a	n/a	Withdrawn	11/14/2024
SPD-904-A-2	Decrease SPD by \$6.5 million GF (2025) and \$6.5 million GF (2026) to adjust sworn salary funding	Budget Committee	Aye	Aye	Aye	Aye	Aye	Aye	Aye	Aye	Aye	Pass	11/14/2024
SPL-001-A-1	Increase SPL by \$30,000 GF (2025) for library materials	Woo	Aye	Aye	Aye	Aye	Aye	Aye	Aye	Aye	Aye	Pass	11/14/2024
SPR-002-A-1	Increase SPR by \$1.5 million REET I Capital Fund (2025) to convert a ballfield infield at Garfield Playground to turf	Hollingsworth	Aye	Aye	Aye	Aye	Aye	Aye	Aye	Aye	Aye	Pass	11/14/2024
SPR-003-A-1	Increase SPR by \$775,000 Metropolitan Park District Fund (2025) for capital costs and community staffing costs for the Garfield Super Block Park Project	Hollingsworth	Aye	Aye	Aye	Aye	Aye	Aye	Aye	Aye	Aye	Pass	11/14/2024
SPR-004-A-1	Increase SPR by \$1.5 million REET I Capital Projects Fund (2025) for a turf conversion of the softball field at Fairmount Park	Saka	Aye	Aye	Aye	Aye	Aye	Aye	Aye	Aye	Aye	Pass	11/14/2024
SPR-005-A-1	Increase SPR by \$150,000 Unrestricted Cumulative Reserve Subfund (2025) to fund studies and analyses necessary to develop a future Portal Park	Kettle	Aye	Aye	Aye	Aye	Aye	Aye	Aye	Aye	Aye	Pass	11/14/2024
SPR-007-A-1	Increase SPR by \$700,000 Park and Recreation Fund (2026) for graffiti abatement services performed by a community-based organization	Nelson	Aye	Aye	Aye	Aye	Aye	Aye	Aye	Aye	Aye	Pass	11/14/2024
SPR-008-A-1	Proviso \$25,000 in SPR's Public Restroom Renovations (MC-PR-41036) CIP project to paint a mural on the bathroom at Cal Anderson Park	Hollingsworth	Aye	Aye	Aye	Aye	Aye	Aye	Aye	Aye	Aye	Pass	11/14/2024
SPR-009-A-1	Proviso \$20,000 in SPR's Major Maintenance and Asset Management (MC-PR-41001) CIP project to support improvements at First Hill Park	Hollingsworth	Aye	Aye	Aye	Aye	Aye	Aye	Aye	Aye	Aye	Pass	11/14/2024

CBA / SLI #	Title	Primary Sponsor	JH	RK	CM	TM	SN	MR	RS	DS	TW	Result	Vote Date
SPR-010-A-2	Increase SPR by \$100,000 Metropolitan Park District (MPD) Fund (2025) and \$100,000 MPD Fund (2026) to support enhanced programming at existing late night programming for teens	Hollingsworth	Aye	Aye	Aye	Aye	Aye	Aye	Aye	Aye	Aye	Pass	11/14/2024
SPR-011-A-1	Increase SPR by \$500,000 REET I in 2025 for planning and design of accessibility improvements at the Museum of History and Industry	Kettle	Aye	Aye	Aye	Aye	Aye	Aye	Aye	Aye	Aye	Pass	11/14/2024
SPR-012-A-1	Proviso \$75,000 in SPR's Major Maintenance and Asset Management (MC-PR-41001) CIP project to fund improvements at Marvin's Garden Park and Bergen Place	Strauss	Aye	Aye	Aye	Aye	Aye	Aye	Aye	Aye	Aye	Pass	11/14/2024
SPR-013-A-1	Increase SPR by a total of \$1.5 million MPD, Park and Recreation Fund, and GF over 2025 and 2026 for the turf conversion of a softball field at Lower Woodland Park; and decrease SPR by \$1.5 million over 2025 and 2026 by removing resources from MPD for land acquisition, Park and Recreation Fund for ongoing restoration of positions, and GF for temporary restoration of positions	Hollingsworth	Aye	Aye	Aye	Aye	Aye	Aye	Aye	Aye	Aye	Pass	11/14/2024
SPR-0145-A-1	Request that SPR report on the timeline for redeveloping the Lake City Community Center	Moore	Aye	Aye	Aye	Aye	Aye	Aye	Aye	Aye	Aye	Pass	11/14/2024
SPR-015-A-1	Increase SPR by \$1.0 million GF (2026) and 7.35 FTE to restore environmental programming at Discovery Park and Carkeek Park; and reduce SPD by \$1.0 million GF (2026) for 9.0 FTE to staff a Real Time Crime Center	Morales	Nay	Nay	Naay	Aye	Nay	Nay	Nay	Nay	Nay	Fail	11/15/2024
SPU-002-A-1	Increase SPU by \$50,000 GF in 2025 (one-time) for deep cleaning at lived-in Recreational Vehicle sites	Saka	Aye	Aye	Aye	Aye	Aye	Aye	Aye	Aye	Aye	Pass	11/14/2024
SPU-005-A-1	Increase SPU by \$150,000 Solid Waste Fund (SWF) (2025) and \$150,000 SWF (2026) for textile waste prevention by organizations supporting refugee and immigrant women	Woo	Aye	Aye	Aye	Aye	Aye	Aye	Aye	Aye	Aye	Pass	11/14/2024
SPU-008-A-1	Proviso \$238,000 GF in SPU for sanitation services in Little Saigon	Budget Committee	n/a	n/a	n/a	n/a	n/a	n/a	n/a	n/a	n/a	Substituted with SPU-008-B-1	11/14/2024
SPU-008-B-1	Proviso \$238,000 GF in SPU for sanitation services in the Chinatown-International District	Woo	Aye	Aye	Aye	Aye	Aye	Aye	Aye	Aye	Aye	Pass	11/14/2024

**General Fund and Payroll Expense Tax
Balance Sheet (2025 Adopted, 2026 Endorsed Budgets)**

Clerk File 314539 - Page 9 of 255

General Fund Balance Sheet	2025			2026		
	Proposed	Council Changes	Adopted	Proposed	Council Changes	Adopted
Beginning Fund Balance	64,493,650		64,493,650	143,234,818		123,332,219
Changes to Year End 2024 Supplemental			0			0
October Forecast Update		(6,536,169)	(6,536,169)			0
Revised Beginning Fund Balance	64,493,650	(6,536,169)	57,957,481	143,234,818	0	123,332,219
Revenues	1,934,446,666	1,838,914	1,936,285,580	1,941,446,844	16,741,978	1,958,188,822
Appropriations	1,865,705,498	15,205,343	1,880,910,842	1,912,118,027	17,860,649	1,929,978,677
Underspend	(10,000,000)		(10,000,000)		(10,000,000)	(10,000,000)
Ending Fund Balance	143,234,818	(19,902,599)	123,332,219	172,563,635	8,881,329	161,542,365
Planning Reserves - CBO	(90,880,932)		(90,880,932)	(172,562,819)		(172,562,819)
Adjust Reserves for Excess Balance		3,000,000	3,000,000		6,000,000	6,000,000
Remove EMS Levy Reserve			0		4,700,000	4,700,000
Remove HSD Case Mngmt Staffing Reserve		370,000	370,000		740,000	740,000
Ending Unreserved Fund Balance	\$52,353,886	(\$16,532,599)	\$35,821,287	\$815	\$20,321,329	\$419,545

Payroll Expense Tax Fund Balance Sheet	2025			2026		
	Proposed	Council Changes	Adopted	Proposed	Council Changes	Adopted
Beginning Fund Balance	138,121,934		138,121,934	47,896,854		41,305,877
Changes to Year End 2024 Supplemental		2,000,000	2,000,000			0
October Forecast Update		2,381,972	2,381,972			0
Revised Beginning Fund Balance	138,121,934	4,381,972	142,503,907	47,896,854	0	41,305,877
Revenues	430,024,920	10,455,510	440,480,430	451,549,175	14,566,004	466,115,179
Appropriations	520,250,001	21,428,459	541,678,460	462,000,002	42,322,929	504,322,931
Underspend			0	0		0
Ending Fund Balance	47,896,854	(6,590,977)	41,305,877	37,446,026	(27,756,925)	3,098,125
Planning Reserves - CBO	(45,427,492)	4,121,615	(41,305,877)	(37,266,918)	34,168,793	(3,098,125)
						0
			0			0
			0			0
Ending Unreserved Fund Balance	2,469,362	(2,469,362)	0	179,109	6,411,868	0

Fund Display Name	CBA	CBA Title	Account Display Name	2025	2026
00100 - General Fund	CARE-001S-A-2	Request reporting from CARE on Call Center staffing and operations	308000 - Beginning Fund Balance		
	FG-901-A-1	Recognize October Forecast Update	311010 - Real & Personal Property Taxes	(1,232,577)	(6,256,740)
			313010 - Sales & Use Tax-Local Share	(3,830,247)	(6,852,551)
			313040 - Sales & Use Tax-Crim Justice	(486,785)	(687,241)
			316000 - B&O Taxes	(10,483,484)	(9,731,517)
			316070 - B&O Tax-Gas Utility	(416,947)	(485,612)
			316100 - B&O Tax-Cable Tv Utility	(325,233)	(447,612)
			316110 - B&O Tax-Telephone/Graph Util	36,457	32,810
			316120 - B&O Tax-Steam Utility	(44,477)	(42,003)
			350030 - Parking Infraction Penalties	(847,530)	(882,416)
			360020 - Inv Earn-Residual Cash	1,519,729	878,773
			360130 - Interest On Contracts/Notes Re	250,000	250,000
			360290 - Parking Fees	(1,025,522)	(957,375)
	FG-902-A-2	Increase FG by \$17.6 million (2025) JumpStart Fund and \$42.0 million JumpStart Fund (2026) to increase JumpStart Payroll Expense Tax support to GF	397010 - Operating Transfers In	17,610,530	41,993,462
	HSD-027-A-2	Proviso \$2 million GF in HSD for supports for commercial sexual exploitation	308000 - Beginning Fund Balance		
	LAW-002-A-2	Increase LAW by \$434,000 GF (2025) and \$458,000 GF (2026) for two Assistant City Attorneys in the Employment and Contract/Utilities Sections of the Civil Division, decrease \$434,000 GF appropriations to Judgement and Claims Fund (2025) and \$458,000 GF appropriations to Judgement and Claims Fund (2026)	397010 - Operating Transfers In	434,000	458,000
	LAW-003-A-2	Decrease LAW revenue by \$500,000 GF (2025) and \$528,000 GF (2026), decrease HSD by \$500,000 GF (2025) and \$528,000 GF (2026) for contracted services, and impose a proviso	341180 - Legal Service Fees	(500,000)	(528,000)
	SDOT-006-A-1	Increase SDOT by \$1.18 million GF (2025) and decrease School Safety Traffic and Pedestrian Improvement Fund by \$1.18 million GF (2025) for speed enforcement cameras, and impose a proviso	350030 - Parking Infraction Penalties	1,181,000	
00100 - General Fund Total				1,838,914	16,741,978
00126 - Judgment/Claims Fund	LAW-002-A-2	Increase LAW by \$434,000 GF (2025) and \$458,000 GF (2026) for two Assistant City Attorneys in the Employment and Contract/Utilities Sections of the Civil Division, decrease \$434,000 GF appropriations to Judgement and Claims Fund (2025) and \$458,000 GF appropriations to Judgement and Claims Fund (2026)	397010 - Operating Transfers In	(434,000)	(458,000)
00126 - Judgment/Claims Fund Total				(434,000)	(458,000)
00166 - Revenue Stabilization Fund	FG-100-A-1	Decrease FG by \$1.3 million GF (2025) and \$380,000 GF (2026) to adjust fiscal reserve transfers based on lower projected tax revenues and inflation estimates	397010 - Operating Transfers In	(860,415)	(368,109)
00166 - Revenue Stabilization Fund Total				(860,415)	(368,109)
00190 - Office of Labor Standards Fund	OLS-001-A-1	Increase OLS by \$100,000 OLS Fund (2025) and \$600,000 OLS Fund (2026) for the Business Outreach and Education Fund and Community Outreach and Education Fund	397010 - Operating Transfers In	100,000	600,000

Fund Display Name	CBA	CBA Title	Account Display Name	2025	2026
00190 - Office of Labor Standards Fund Total				100,000	600,000
10102 - Emergency Fund	FG-100-A-1	Decrease FG by \$1.3 million GF (2025) and \$380,000 GF (2026) to adjust fiscal reserve transfers based on lower projected tax revenues and inflation estimates	397010 - Operating Transfers In	(414,629)	(11,610)
10102 - Emergency Fund Total				(414,629)	(11,610)
10200 - Park And Recreation Fund	ARTS-001-A-1	Transfer \$224,000 Arts and Culture Fund (2025) and \$224,000 Arts and Culture Fund (2026) from SPR to ARTS and increase appropriations and revenue by \$224,000 (2025) Park and Recreation Fund and \$224,000 Park and Recreation Fund (2026) to SPR for Downtown Busers	397010 - Operating Transfers In	224,000	224,000
	ARTS-002-A-1	Transfer \$224,000 Arts and Culture Fund (2025) and \$232,000 Arts and Culture Fund (2026) from SPR to ARTS and increase appropriations and revenue by \$224,000 Park and Recreation Fund (2025) and \$232,000 Park and Recreation Fund (2026) to SPR for Teen Performing Arts	397010 - Operating Transfers In	224,167	231,857
	ARTS-003-A-1	Transfer \$436,000 Arts and Culture Fund (2025) and \$444,000 Arts and Culture Fund (2026) from SPR to ARTS and increase appropriations and revenue by \$157,000 Park and Recreation Fund (2025) and \$165,000 Parks and Recreation Fund (2026) to SPR for Arts in Parks	397010 - Operating Transfers In	157,000	165,000
10200 - Park And Recreation Fund Total				605,167	620,857
10399 - Transportation Levy Fund	SDOT-001-A-1	Increase SDOT by \$177 million Transportation Levy Fund (2025) and \$192 million Transportation Levy Fund (2026) for implementation of the levy; create 28 CIP projects; decrease SDOT by \$7 million Transportation Fund (2025) and \$7 million Transportation Fund (2026); add 72.0 FTE; and acknowledge anticipated Transportation Levy revenue	311000 - Property Taxes	187,069,953	188,940,652
10399 - Transportation Levy Fund Total				187,069,953	188,940,652
10410 - Library Fund	SPL-001-A-1	Increase SPL by \$30,000 GF (2025) for library materials	397010 - Operating Transfers In	30,000	
10410 - Library Fund Total				30,000	
11410 - Seattle Center Fund	ARTS-004-A-1	Transfer \$382,000 Arts and Culture Fund (2025) and \$401,000 Arts and Culture Fund (2026) from CEN to ARTS and increase appropriations and revenue by \$382,000 Seattle Center Fund (2025) and \$401,000 Seattle Center Fund (2026) to CEN for Folklife	397010 - Operating Transfers In	381,711	400,797
	ARTS-006-A-1	Transfer \$210,000 Arts and Culture Fund (2025) and \$222,000 Arts and Culture Fund (2026) from CEN to ARTS, increase CEN by \$30,000 GF (2025) and \$30,000 GF (2026), and increase appropriations and revenue to CEN by \$210,000 Seattle Center Fund (2025) and \$222,000 Seattle Center Fund (2026) for Winterfest	397010 - Operating Transfers In	210,116	222,122
11410 - Seattle Center Fund Total				591,827	622,919
12200 - Short-Term Rental Tax Fund	FG-901-A-1	Recognize October Forecast Update	317090 - Short Term Rental Tax	618,329	771,018

Fund Display Name	CBA	CBA Title	Account Display Name	2025	2026
12200 - Short-Term Rental Tax Fund Total				618,329	771,018
12400 - Arts and Culture Fund	FG-901-A-1	Recognize October Forecast Update	316020 - B&O Tax-Admissions Rev	(532,626)	(548,107)
12400 - Arts and Culture Fund Total				(532,626)	(548,107)
13000 - Transportation Fund	CBO-001-A-1	Errata Corrections to the Proposed Budget and CIP	344900 - Transportation-Other Rev		(37,283,866)
13000 - Transportation Fund Total					(37,283,866)
14500 - Payroll Expense Tax	FG-901-A-1	Recognize October Forecast Update	314010 - Payroll Expense Tax	10,455,510	14,566,004
14500 - Payroll Expense Tax Total				10,455,510	14,566,004
16200 - Human Services Fund	HSD-001-A-1	Increase HSD by \$1.9 million Low-Income Housing Fund (2025) and \$1.9 million Low-Income Housing Fund (2026) for homelessness prevention services	360020 - Inv Earn-Residual Cash	1,900,000	1,900,000
16200 - Human Services Fund Total				1,900,000	1,900,000
16400 - Low Income Housing Fund	HSD-001-A-1	Increase HSD by \$1.9 million Low-Income Housing Fund (2025) and \$1.9 million Low-Income Housing Fund (2026) for homelessness prevention services	360020 - Inv Earn-Residual Cash	1,900,000	1,900,000
16400 - Low Income Housing Fund Total				1,900,000	1,900,000
18500 - School Safety Traffic and Pedestrian Improvement Fund	SDOT-006-A-1	Increase SDOT by \$1.18 million GF (2025) and decrease School Safety Traffic and Pedestrian Improvement Fund by \$1.18 million GF (2025) for speed enforcement cameras, and impose a proviso	350030 - Parking Infraction Penalties	(1,181,000)	
	SDOT-901-A-1	Decrease SDOT revenues by \$248,000 (2025) and \$752,000 (2026) to recognize October Forecast Update	350030 - Parking Infraction Penalties	404,751	415,406
18500 - School Safety Traffic and Pedestrian Improvement Fund Total				(776,249)	415,406
19900 - Transportation Benefit District Fund	SDOT-901-A-1	Decrease SDOT revenues by \$248,000 (2025) and \$752,000 (2026) to recognize October Forecast Update	313020 - Sales & Use Tax	(652,268)	(1,166,949)
19900 - Transportation Benefit District Fund Total				(652,268)	(1,166,949)
30010 - REET I Capital Fund	FG-901-A-1	Recognize October Forecast Update	317010 - Real Estate Excise Tax Reet #1	1,294,019	2,772,401
30010 - REET I Capital Fund Total				1,294,019	2,772,401
30020 - REET II Capital Fund	FG-901-A-1	Recognize October Forecast Update	317020 - Real Estate Excise Tax Reet #2	1,294,019	2,772,401
30020 - REET II Capital Fund Total				1,294,019	2,772,401

Fund Display Name	CBA	CBA Title	Account Display Name	2025	2026
50410 - Information Technology Fund	CBO-002-A-2	Increase SDCI by \$1.24 million Construction & Inspections Fund (2025) and 11.0 FTE, increase Seattle IT by \$1.0 million JumpStart Fund (2025) and 12.0 FTE, increase FAS by \$891,000 FAS Fund (2025) and 12.5 FTE, and increase DON, FAS, and SDHR by \$706,000 GF (2025) and 8.0 FTE for a six-month restoration of positions subject to layoff; and impose provisos	397010 - Operating Transfers In	1,012,977	
	ITD-001-A-1	Increase Seattle IT by \$1.6 million GF (2025) and \$1.6 million GF (2026) and 6.0 FTE to restore Seattle Channel operations, and increase \$100,000 GF (2025) and \$100,000 GF (2026) for the Seattle Channel Maintenance and Upgrade CIP project	330000 - Intergovernmental Revenues	1,701,206	1,748,899
50410 - Information Technology Fund Total				2,714,183	1,748,899
Grand Total				206,741,734	194,535,894

2025-2026 COUNCIL BUDGET ACTION

V1

ARTS-001-A

Transfer \$224,000 Arts and Culture Fund (2025) and \$224,000 Arts and Culture Fund (2026) from SPR to ARTS and increase appropriations and revenue by \$224,000 (2025) Park and Recreation Fund and \$224,000 Park and Recreation Fund (2026) to SPR for Downtown Buskers

SPONSORS**Budget Committee****FINANCIAL SUMMARY**

Fund	2025 Increase (Decrease)	2026 Increase (Decrease)
General Fund	\$0	\$0
Other Funds	\$0	\$0
Total Budget Balance Effect	\$0	\$0

DESCRIPTION

This Council Budget Action (CBA) would increase appropriations to the Office of Arts and Culture (ARTS) by \$224,000 Arts and Culture Fund in 2025 and \$224,000 Arts and Culture Fund in 2026, decrease proposed appropriations to Seattle Parks and Recreation (SPR) by \$224,000 Arts and Culture Fund in 2025 and \$224,000 in 2026, and increase both appropriations and revenues to SPR by \$224,000 Park and Recreation Fund in 2025 and \$224,000 Park and Recreation Fund in 2026 for Downtown Buskers. This CBA would reflect the existing requirement that admissions tax revenues are appropriated to the Arts and Culture Fund and to ARTS and ARTS' commitment to further allocate admission tax revenues to SPR through reimbursement to the Park and Recreation Fund. This CBA would not change the amount of support for this program from the allocation included in the 2025-2026 Proposed Budget. It would reflect the Council's decision not to pass the admissions tax legislation transmitted as part of the 2025-2026 Proposed Budget that would have allowed direct appropriations of admissions tax in the Arts and Culture Fund to departments other than ARTS.

ATTACHMENT: No

2025-2026 COUNCIL BUDGET ACTION

TRANSACTIONS - ONGOING

Dept	BSL	BCL	Year	Revenue	Expenditure
ARTS	Arts and Cultural Programs	12400-BO-AR-VA160	2025		\$224,000
SPR	Departmentwide Programs	10200-BO-PR-30000	2025	\$224,000	\$224,000
SPR	Departmentwide Programs	12400-BO-PR-30000	2025		\$(224,000)
ARTS	Arts and Cultural Programs	12400-BO-AR-VA160	2026		\$224,000
SPR	Departmentwide Programs	10200-BO-PR-30000	2026	\$224,000	\$224,000
SPR	Departmentwide Programs	12400-BO-PR-30000	2026		\$(224,000)

2025-2026 COUNCIL BUDGET ACTION

V1

ARTS-002-A

Transfer \$224,000 Arts and Culture Fund (2025) and \$232,000 Arts and Culture Fund (2026) from SPR to ARTS and increase appropriations and revenue by \$224,000 Park and Recreation Fund (2025) and \$232,000 Park and Recreation Fund (2026) to SPR for Teen Performing Arts

SPONSORS**Budget Committee****FINANCIAL SUMMARY**

Fund	2025 Increase (Decrease)	2026 Increase (Decrease)
General Fund	\$0	\$0
Other Funds	\$0	\$0
Total Budget Balance Effect	\$0	\$0

DESCRIPTION

This Council Budget Action (CBA) would increase appropriations to the Office of Arts and Culture (ARTS) by \$224,000 Arts and Culture Fund in 2025 and \$232,000 Arts and Culture Fund in 2026, decrease proposed appropriations to Seattle Parks and Recreation (SPR) by \$224,000 Arts and Culture Fund in 2025 and \$232,000 Arts and Culture Fund in 2026, and increase both expenditures and revenues by \$224,000 Park and Recreation Fund in 2025 and \$232,000 Park and Recreation Fund in 2026 to SPR for Teen Performing Arts. It would reflect the existing requirement that admissions tax revenues are appropriated to the Arts and Culture Fund and to ARTS as well as ARTS' commitment to further allocate revenues to SPR through reimbursement to the Park and Recreation Fund. This CBA would not change the amount of support for this program from the allocation included in the 2025-2026 Proposed Budget. It would reflect the Council's decision not to pass the admissions tax legislation transmitted as part of the 2025-2026 Proposed Budget that would have allowed direct appropriations of admissions tax in the Arts and Culture Fund to departments other than ARTS.

ATTACHMENT: No

2025-2026 COUNCIL BUDGET ACTION

TRANSACTIONS - ONGOING

Dept	BSL	BCL	Year	Revenue	Expenditure
ARTS	Arts and Cultural Programs	12400-BO-AR-VA160	2025		\$224,167
SPR	Departmentwide Programs	10200-BO-PR-30000	2025	\$224,167	\$224,167
SPR	Recreation Facility Programs	12400-BO-PR-50000	2025		\$(224,167)
ARTS	Arts and Cultural Programs	12400-BO-AR-VA160	2026		\$231,857
SPR	Departmentwide Programs	10200-BO-PR-30000	2026	\$231,857	\$231,857
SPR	Recreation Facility Programs	12400-BO-PR-50000	2026		\$(231,857)

2025-2026 COUNCIL BUDGET ACTION

V1

ARTS-003-A

Transfer \$436,000 Arts and Culture Fund (2025) and \$444,000 Arts and Culture Fund (2026) from SPR to ARTS and increase appropriations and revenue by \$157,000 Park and Recreation Fund (2025) and \$165,000 Parks and Recreation Fund (2026) to SPR for Arts in Parks

SPONSORS**Budget Committee****FINANCIAL SUMMARY**

Fund	2025 Increase (Decrease)	2026 Increase (Decrease)
General Fund	\$0	\$0
Other Funds	\$0	\$0
Total Budget Balance Effect	\$0	\$0

DESCRIPTION

This Council Budget Action (CBA) would increase appropriations to the Office of Arts and Culture (ARTS) by \$436,000 Arts and Culture Fund in 2025 and \$444,000 Arts and Culture Fund in 2026, decrease proposed appropriations to Seattle Parks and Recreation (SPR) by \$436,000 Arts and Culture Fund in 2025 and \$444,000 Arts and Culture Fund in 2026, and increase both expenditures and revenues by \$157,000 Park and Recreation Fund in 2025 and \$165,000 Park and Recreation Fund in 2026 to SPR for Arts in Parks. Previously, the Arts in Parks program reimbursed ARTS for its grant-related expenditures for the program and this CBA would keep those funds in ARTS but leave the position supporting the program in SPR to be reimbursed by ARTS. These changes reflect the existing requirement that admissions tax revenues are appropriated to the Arts and Culture Fund and to ARTS as well as ARTS' commitment to further allocate revenues to SPR through reimbursement to the Park and Recreation Fund. This CBA would not change the amount of support for this program from the allocation included in the 2025-2026 Proposed Budget. It would reflect the Council's decision not to pass the admissions tax legislation transmitted as part of the 2025-2026 Proposed Budget that would have allowed direct appropriations of admissions tax in the Arts and Culture Fund to departments other than ARTS.

ATTACHMENT: No

2025-2026 COUNCIL BUDGET ACTION**TRANSACTIONS - ONGOING**

Dept	BSL	BCL	Year	Revenue	Expenditure
ARTS	Arts and Cultural Programs	12400-BO-AR-VA160	2025		\$436,323
SPR	Departmentwide Programs	10200-BO-PR-30000	2025	\$157,000	\$157,000
SPR	Recreation Facility Programs	12400-BO-PR-50000	2025		\$(436,323)
ARTS	Arts and Cultural Programs	12400-BO-AR-VA160	2026		\$444,459
SPR	Departmentwide Programs	10200-BO-PR-30000	2026	\$165,000	\$165,000
SPR	Recreation Facility Programs	12400-BO-PR-50000	2026		\$(444,459)

2025-2026 COUNCIL BUDGET ACTION

V1

ARTS-004-A

Transfer \$382,000 Arts and Culture Fund (2025) and \$401,000 Arts and Culture Fund (2026) from CEN to ARTS and increase appropriations and revenue by \$382,000 Seattle Center Fund (2025) and \$401,000 Seattle Center Fund (2026) to CEN for Folklife

SPONSORS**Budget Committee****FINANCIAL SUMMARY**

Fund	2025 Increase (Decrease)	2026 Increase (Decrease)
General Fund	\$0	\$0
Other Funds	\$0	\$0
Total Budget Balance Effect	\$0	\$0

DESCRIPTION

This Council Budget Action (CBA) would increase appropriations to the Office of Arts and Culture (ARTS) by \$382,000 Arts and Culture Fund in 2025 and \$401,000 Arts and Culture Fund in 2026, decrease proposed appropriations to Seattle Center (CEN) by \$382,000 Arts and Culture Fund in 2025 and \$401,000 Arts and Culture Fund in 2026, and increase both expenditures and revenues by \$382,000 Seattle Center Fund in 2025 and \$401,000 Seattle Center Fund in 2026 to CEN for Folklife. It would reflect the existing requirement that admissions tax revenues are appropriated to the Arts and Culture Fund and to ARTS as well as ARTS' commitment to further allocate revenues to CEN through reimbursement to the Seattle Center Fund. This CBA would not change the amount of support for this program from the allocation included the 2025-2026 Proposed Budget. It would reflect the Council's decision not to pass the admissions tax legislation transmitted as part of the 2025-2026 Proposed Budget that would have allowed direct appropriations of admissions tax in the Arts and Culture Fund to departments other than ARTS.

ATTACHMENT: No

2025-2026 COUNCIL BUDGET ACTION**TRANSACTIONS - ONGOING**

Dept	BSL	BCL	Year	Revenue	Expenditure
ARTS	Arts and Cultural Programs	12400-BO-AR-VA160	2025		\$381,711
CEN	Campus	11410-BO-SC-60000	2025	\$381,711	\$381,711
CEN	Campus	12400-BO-SC-60000	2025		\$(381,711)
ARTS	Arts and Cultural Programs	12400-BO-AR-VA160	2026		\$400,797
CEN	Campus	11410-BO-SC-60000	2026	\$400,797	\$400,797
CEN	Campus	12400-BO-SC-60000	2026		\$(400,797)

2025-2026 COUNCIL BUDGET ACTION

V1

ARTS-006-A

Transfer \$210,000 Arts and Culture Fund (2025) and \$222,000 Arts and Culture Fund (2026) from CEN to ARTS, increase CEN by \$30,000 GF (2025) and \$30,000 GF (2026), and increase appropriations and revenue to CEN by \$210,000 Seattle Center Fund (2025) and \$222,000 Seattle Center Fund (2026) for Winterfest

SPONSORS**Budget Committee****FINANCIAL SUMMARY**

Fund	2025 Increase (Decrease)	2026 Increase (Decrease)
General Fund	\$(30,000)	\$(30,000)
Other Funds	\$30,000	\$30,000
Total Budget Balance Effect	\$0	\$0

DESCRIPTION

This Council Budget Action (CBA) would increase appropriations to the Office of Arts and Culture (ARTS) by \$210,000 Arts and Culture Fund in 2025 and \$222,000 Arts and Culture Fund in 2026, decrease proposed appropriations to Seattle Center (CEN) by \$210,000 Arts and Culture Fund in 2025 and \$222,000 Arts and Culture Fund in 2026, increase proposed appropriations to CEN by \$30,000 GF in 2025 and \$30,000 GF in 2026, and increase both expenditures and revenues to CEN by \$210,000 Seattle Center Fund in 2025 and \$222,000 Seattle Center Fund in 2026 for Winterfest. This CBA would reflect the existing requirement that admissions tax revenues are appropriated to the Arts and Culture Fund and to ARTS as well as ARTS' commitment to further allocate revenues to CEN through reimbursement to the Seattle Center Fund. This CBA would not change the amount of support for this program from the allocation included the 2025-2026 Proposed Budget. It would reflect decreased admissions tax projections and the Council's decision not to pass the admissions tax legislation transmitted as part of the 2025-2026 Proposed Budget that would have allowed direct appropriations of admissions tax in the Arts and Culture Fund to departments other than ARTS.

This CBA worsens the projected ongoing operating deficit in the GF beginning in the 2027-2028 biennium by \$30,000.

ATTACHMENT: No

2025-2026 COUNCIL BUDGET ACTION

TRANSACTIONS - ONGOING

Dept	BSL	BCL	Year	Revenue	Expenditure
ARTS	Arts and Cultural Programs	12400-BO-AR-VA160	2025		\$210,116
CEN	Campus	00100-BO-SC-60000	2025		\$30,000
CEN	Campus	11410-BO-SC-60000	2025	\$210,116	\$210,116
CEN	Campus	12400-BO-SC-60000	2025		\$(240,116)
ARTS	Arts and Cultural Programs	12400-BO-AR-VA160	2026		\$222,122
CEN	Campus	00100-BO-SC-60000	2026		\$30,000
CEN	Campus	11410-BO-SC-60000	2026	\$222,122	\$222,122
CEN	Campus	12400-BO-SC-60000	2026		\$(252,122)

2025-2026 COUNCIL BUDGET ACTION

V2

ARTS-007-A

Increase ARTS by \$100,000 JumpStart Fund (2025) for HopeCorps for the Ballard Brewery District

SPONSORS

Dan Strauss, Tanya Woo

FINANCIAL SUMMARY

Fund	2025 Increase (Decrease)	2026 Increase (Decrease)
General Fund	\$0	\$0
Other Funds	\$(100,000)	\$0
Total Budget Balance Effect	\$(100,000)	\$0

DESCRIPTION

This Council Budget Action (CBA) would increase proposed appropriations to the Office of Arts and Culture (ARTS) by \$100,000 JumpStart Fund in 2025 (one-time) to support murals in and around the Ballard brewery district through the HopeCorps program. The Ballard Brewery district is a concentration of breweries located in the Ballard neighborhood with over a dozen breweries within an approximate one-mile radius between NW Market Street, 17th Ave. NW, NW 46th St., and 8th Ave. NW.

HopeCorps is an ARTS program started in 2021 to support economic recovery for Seattle's creative workforce by connecting under- and unemployed artists, creative workers, and culture keepers with career opportunities that contribute to the well-being of Seattle. Since 2021, the City has invested \$3.75 million in HopeCorps through more than 60 projects such as free workshops, murals, community meals, and media campaigns. The 2025-2026 Proposed Budget would add \$356,000 for HopeCorps in Chinatown International District, Little Saigon, King Street Station, Union Street Plaza, and Pioneer Square. CBA ARTS-009-A would add an additional \$250,000 for HopeCorps in Capitol Hill.

This one-time spending will not impact the long-term sustainability of the JumpStart fund in the future, but will reduce the near-term JumpStart Fund balance.

ATTACHMENT: No

2025-2026 COUNCIL BUDGET ACTION**TRANSACTIONS - ONE-TIME**

Dept	BSL	BCL	Year	Revenue	Expenditure
ARTS	Arts and Cultural Programs	14500-BO-AR-VA160	2025		\$100,000

2025-2026 COUNCIL BUDGET ACTION

V2

ARTS-009-A

Increase ARTS by \$250,000 JumpStart Fund (2025) for HopeCorps in Capitol Hill

SPONSORS

Joy Hollingsworth, Tanya Woo

FINANCIAL SUMMARY

Fund	2025 Increase (Decrease)	2026 Increase (Decrease)
General Fund	\$0	\$0
Other Funds	\$(250,000)	\$0
Total Budget Balance Effect	\$(250,000)	\$0

DESCRIPTION

This Council Budget Action (CBA) would increase proposed appropriations to the Office of Arts and Culture (ARTS) by \$250,000 JumpStart Fund in 2025 (one-time) to support murals in and around Cal Anderson Park through the HopeCorps program. HopeCorps is an ARTS program started in 2021 to support economic recovery for Seattle's creative workforce by connecting under- and unemployed artists, creative workers, and culture keepers with career opportunities that contribute to the well-being of Seattle. Since 2021, the City has invested \$3.75 million in HopeCorps through more than 60 projects such as free workshops, murals, community meals, and media campaigns. The 2025-2026 Proposed Budget would add \$356,000 for HopeCorps in Chinatown International District, Little Saigon, King Street Station, Union Street Plaza, and Pioneer Square. ARTS-007-A would add an additional \$100,000 for HopeCorps in the Ballard Brewery District.

This one-time spending will not impact the long-term sustainability of the JumpStart fund in the future, but will reduce the near-term JumpStart Fund balance.

ATTACHMENT: No**TRANSACTIONS - ONE-TIME**

Dept	BSL	BCL	Year	Revenue	Expenditure
ARTS	Arts and Cultural Programs	14500-BO-AR-VA160	2025		\$250,000

2025 STATEMENT OF LEGISLATIVE INTENT

V1

ARTS-011S-A

Request that ARTS create citywide and municipal arts plans

SPONSORS

Maritza Rivera, Tanya Woo, Sara Nelson

DESCRIPTION

This Statement of Legislative Intent (SLI) would request that the Office of Arts and Culture (ARTS) provide a citywide plan for arts and culture and a new municipal arts plan.

Citywide art plan:

The Council requests that ARTS work with all City departments that receive funding for purposes related to arts and culture to collaborate on a plan that would govern arts and cultural investments across the City. This Citywide plan would address admissions tax, General Fund, and JumpStart funding. 1% for Arts/public art funding would be covered by the municipal arts plan described below. The intent of the plan is to create a framework by which ARTS serves as a central repository of information about how arts funding across the departments is being spent, both by ARTS and by other departments. The Council requests that ARTS collaborate with other departments to set Citywide goals for arts and cultural programming and investments. The plan should include data and outcomes for each department program and investment.

Municipal arts plan:

The City's 1% for Arts program requires that appropriations for construction projects include an amount equal to one percent of the estimated cost of each project to support public works of art. Expenditure of these and additional funds used for public art are guided by a municipal arts plan. Seattle Municipal Code Section 20.32.040.A requires that ARTS "[p]repare, adopt and amend with the Mayor's approval a plan and guidelines to carry out the City's art program, which shall include, but not be limited to a method or methods for the selection of artists or works of art and for placement of works of art." Since 2016, the municipal arts plan has not included a narrative description that includes the following information:

- Describe new projects public arts funding will support;
- Compare the size and number of new projects to the size and number of projects funded since 2015;
- Explain how ARTS conducts outreach and community engagement, particularly to communities of color who are underrepresented in the arts and culture sector; and
- Provide an annual balance of unprogrammed funds carried over since 2015.

The Council requests that ARTS provide the information described above in its municipal arts plan in 2025.

Responsible Council Committee(s): Sustainability, City Light, Arts & Culture

DUE DATE: June 30, 2025

2025-2026 COUNCIL BUDGET ACTION

V2

CARE-001-A

Increase CARE by \$413,000 GF (2025) and \$549,000 GF (2026) and 4.0 FTE 911 Emergency Communications Dispatcher I to improve non-emergency call answering times

SPONSORS

Maritza Rivera, Cathy Moore, Robert Kettle

FINANCIAL SUMMARY

Fund	2025 Increase (Decrease)	2026 Increase (Decrease)
General Fund	\$(413,000)	\$(549,000)
Total Budget Balance Effect	\$(413,000)	\$(549,000)

DESCRIPTION

This Council Budget Action (CBA) would increase appropriations to the Community Assisted Response & Engagement Department (CARE) by \$413,000 GF in 2025 and \$549,000 GF in 2026 and add 4.0 FTE 911 Emergency Communications Dispatcher I to improve non-emergency call answering times. 2025 positions start in beginning of Q2.

This CBA worsens the projected ongoing operating deficit in the GF beginning in the 2027-2028 biennium by \$549,000.

ATTACHMENT: No

TRANSACTIONS - ONGOING

Dept	BSL	BCL	Year	Revenue	Expenditure
CS	911 Call Response	00100-BO-CS-10000	2025		\$413,000
CS	911 Call Response	00100-BO-CS-10000	2026		\$549,000

POSITIONS

Dept	BCL	Year	Position Title	Positions	FTE
CS	00100-BO-CS-10000	2025	911 Emerg Comm Dispatcher I	4	4
CS	00100-BO-CS-10000	2026	911 Emerg Comm Dispatcher I	4	4

2025 STATEMENT OF LEGISLATIVE INTENT

V2

CARE-001S-A

Request reporting from CARE on Call Center staffing and operations

SPONSORS

Maritza Rivera, Cathy Moore, Robert Kettle

DESCRIPTION

This Statement of Legislative Intent (SLI) would request that the Community Assisted Response and Engagement (CARE) Department provide quarterly written reports to the Public Safety Committee, the first report due no later than March 31, 2025, on staffing levels and operational updates for the Call Center, to include the following: response times for emergency calls; response times for non-emergency calls; current call-taker position vacancies; estimated time to fill identified vacancies; and, call-taker turnover year-to-date. This SLI would also request that the CARE Department create and maintain a regularly updated publicly accessible online dashboard, no later than March 31, 2025, providing information on the Call Center, to include details of response times for emergency, and non-emergency calls, and call volumes for emergency and non-emergency calls.

Responsible Council Committee(s): Public Safety

DUE DATE: March 31, 2025

2025 STATEMENT OF LEGISLATIVE INTENT

V1

CARE-101S-A

Request CARE create Community Crisis Responder public data dashboard and request reporting on Seattle Restoration Program

SPONSORS

Maritza Rivera, Robert Kettle, Sara Nelson

DESCRIPTION

This Council Budget Action (CBA) would request that the Community Assisted Response and Engagement (CARE) Department, by no later than June 30, 2025:

1) Create a publicly accessible ongoing online dashboard to be regularly updated providing information on Community Crisis Responder (CCR) teams, to include details of CCR dispatches, responses, resolutions, and other relevant outcome data.

- Thorough data collection was one of the goals of the dual dispatch pilot program, with the intent that it would help guide program development. A year after that program's launch, little data is available regarding (1) the specific benefits that CARE response provided, from the perspective of those who received that response; and (2) CARE's service integration with partner agencies.

- This requested dashboard would provide the much needed information to show CARE's progress and outcomes as it expands.

2) Provide a written report to the Public Safety Committee describing the priorities and goals of the Seattle Restoration Program, and information about the role and responsibilities of the new Director position in this program.

- The Seattle Restoration Program Director will oversee the new Downtown Activation Team (DAT), adding a public safety focus to the existing Downtown Activation Plan (DAP) while leveraging the contributions of various City departments. This position was included in the Executive's 2025-2026 Proposed Budget, and it has been filled.

- Since this program is new and the position has been filled, more details on the program as a whole and its relationships with Unified Care Team (UCT) and the DAP should be reported to the Public Safety committee no later than June 30th, 2025.

Responsible Council Committee(s): Public Safety

DUE DATE: June 30, 2025

2025-2026 COUNCIL BUDGET ACTION

V1

CBO-001-A

Errata Corrections to the Proposed Budget and CIP

SPONSORS**Budget Committee****FINANCIAL SUMMARY**

Fund	2025 Increase (Decrease)	2026 Increase (Decrease)
General Fund	\$0	\$0
Other Funds	\$(1,000,000)	\$(941,915)
Total Budget Balance Effect	\$(1,000,000)	\$(941,915)

DESCRIPTION

This Council Budget Action (CBA) would correct errors in appropriations and revenues for the 2025-2026 Proposed Budget. Also, this CBA would correct several project pages in the 2025 – 2030 Proposed Capital Improvement Program (CIP). The City Budget Office (CBO) and Central Staff identified these errata after transmittal to the City Council.

Only transactions that correct appropriations or revenues that were included in the 2025-2026 Proposed Budget are included in the Summary of Dollar Effect tables above. Discrete corrections to appropriations and revenues are shown in separate transactions in the Transaction table below.

The corrections included in this CBA by department include:

Seattle Department of Transportation (SDOT) 1: Restore \$1,000,000 Transportation Fund to Arborist Services in 2025 and 2026. The baseline budget was inadvertently reduced by \$1,000,000 in 2025 and 2026. This action would restore baseline level funding for Arborist Services while reducing reserves in the Transportation Fund.

SDOT 2: Correct the Budget Summary Level (BSL) description in Attachment A (Appropriations by Budget Control Level) to the 2025 Budget Adoption Ordinance (CB 120905) for the SDOT Capital General Expense BSL to correctly reference the title of the BSL to read "The purpose of the Capital General Expense Budget Summary Level is to meet debt service obligations on funds borrowed to meet the Seattle Department of Transportation's capital expenditure requirements."

SDOT 3: Reduce Transportation Fund appropriations and revenues to zero for the Waterfront and Civic Projects BSL (BO-TR-16000) in the 2026 Proposed Budget. This reimbursable budget authority will not be required in 2026 as the project nears completion. The budget adjustment should have been included in the development of the Proposed Budget as part of the baseline.

2025-2026 COUNCIL BUDGET ACTION

Amended CIP Project Pages:

See Attachment 1. The amended CIP Project Pages are ordered as shown in the list below. Corrections are shown in red. Deletions are struck through and additions are underlined.

Finance and Administrative Services (FAS)
Energy Efficiency for Municipal Buildings (MC-FA-ENEFFMBLD).
Seattle Public Utilities (SPU)
1% for Arts (MC-SU-C4118)
Alaskan Way Viaduct & Seawall Replacement Program (MC-SU-C4102)
Heavy Equipment Purchases (MC-SU-C4116)
Integrated Control Monitoring Program (MC-SU-C4108)
Move Seattle (MC-SU-C4119)
Operational Facility - Construction (MC-SU-C4106)
Other Major Transportation Projects (MC-SU-C4123)
Security Improvements (MC-SU-C4113)
Streetcar Related Projects (MC-SU-C4130)
Meter Replacement (MC-SU-C4101)
Seattle Center (CEN)
Memorial Stadium Redevelopment (MC-SC-S9505)

ATTACHMENT: No

TRANSACTIONS - ONGOING

Dept	BSL	BCL	Year	Revenue	Expenditure
SDOT	Maintenance Operations	13000-BO-TR-17005	2025		\$1,000,000
SDOT	Maintenance Operations	13000-BO-TR-17005	2026		\$1,000,000

TRANSACTIONS - ONE-TIME

Dept	BSL	BCL	Year	Revenue	Expenditure
SDOT	Waterfront and Civic Projects	13000-BO-TR-16000	2026	\$(37,283,866)	\$(37,341,951)

2025-2026 COUNCIL BUDGET ACTION

V2

CBO-002-A

Increase SDCI by \$1.24 million Construction & Inspections Fund (2025) and 11.0 FTE, increase Seattle IT by \$1.0 million JumpStart Fund (2025) and 12.0 FTE, increase FAS by \$891,000 FAS Fund (2025) and 12.5 FTE, and increase DON, FAS, and SDHR by \$706,000 GF (2025) and 8.0 FTE for a six-month restoration of positions subject to layoff; and impose provisos

SPONSORS**Budget Committee****FINANCIAL SUMMARY**

Fund	2025 Increase (Decrease)	2026 Increase (Decrease)
General Fund	\$(705,847)	\$0
Other Funds	\$(3,141,138)	\$0
Total Budget Balance Effect	\$(3,846,985)	\$0

DESCRIPTION

This Council Budget Action (CBA) would make the following changes:

(1) Increase proposed appropriations in the Seattle Department of Construction and Inspections (SDCI) by \$1.24 million Construction and Inspections Fund in 2025 (one-time) and increase position authority by 11.0 FTE for the six-month restoration of 14 positions (including three unfunded positions with sustained position authority) subject to layoff;

(2) Increase proposed appropriations in Seattle Information Technology (Seattle IT) by \$1.0 million JumpStart Fund in 2025 (one-time) and increase position authority by 12.0 FTE for the six-month restoration of 12 positions subject to layoff;

(3) Increase proposed appropriations in Finance and Administrative Services (FAS) by \$891,000 Finance and Administrative Services Fund in 2025 (one-time) and increase position authority by 12.5 FTE for the six-month restoration of 13 positions subject to layoff;

(4) Increase proposed appropriations in the Department of Neighborhoods (DON), FAS, and Seattle Department of Human Resources (SDHR) by a total of \$706,000 GF in 2025 (one-time) and increase position authority by a total of 8.0 FTE for the six-month restoration of eight positions subject to layoff; and

(5) Impose a proviso on each of the department's 2025 budget to restrict use of the funds to retaining these positions.

2025-2026 COUNCIL BUDGET ACTION

This version of the CBA reflects removal of 5.0 FTE (total of seven positions) that are now vacant:

- SDCI, 1.0 FTE Permit Specialist Supervisor (#10005942) and two unfunded positions Land Use Planner II (#10004368) and Land Use Planner III (#10005730);
- FAS, 1.0 FTE Senior Accountant (#10007149);
- SDHR, 1.0 FTE Management Systems Analyst (#10005785); and
- Seattle Parks and Recreation, 1.0 FTE Administrative Specialist II-BU (#00019936) and 1.0 FTE Senior Recreation Program Specialist (#10007716)

The provisos on a portion of each of the six department's 2025 Proposed Budget would restrict use of the increased appropriations.

This CBA would impose the following provisos:

"Of the appropriation in the 2025 Budget for the Seattle Department of Construction and Inspection's Land Use & Engineering Services Budget Summary Level (SDCI-BO-CI-U2000), \$1,236,822 is appropriated solely for retaining any combination of the following positions: Land Use Planner II (#10003705), Land Use Planner III (#10005732, #10005733, #10005936, #10005937, #10006798, #10006800, #10006801, #10006802, #10006803, #10006804, #10006806, #10006807), and Land Use Planner IV (#10006808) and may be spent for no other purpose."

"Of the appropriation in the 2025 Budget for Seattle Information Technology's Frontline Services and Workplace Budget Summary Level (ITD-BO-IT-D0400), \$920,624 is appropriated solely for retaining any combination of the following positions: Information Technology Professional C-BU (#00015680, #00023001, #00024970, #00025133, #00025973, #10002225, #10002700, #10006190, #10006948) and Information Technology Systems Analyst (#00017293, #00019233) and may be spent for no other purpose."

"Of the appropriation in the 2025 Budget for Seattle Information Technology's Applications Budget Summary Level (ITD-BO-IT-D0600), \$92,353 is appropriated solely for retaining the following position: Strategic Advisor 1, Information Technology (#10006743) and may be spent for no other purpose."

"Of the appropriation in the 2025 Budget for the Finance and Administrative Services' Citywide Operational Services Budget Summary Level (FAS-BO-FA-0001), \$63,582 is appropriated solely for retaining the following position: Administrative Staff Analyst (#10002511) and may be spent for no other purpose."

"Of the appropriation in the 2025 Budget for the Finance and Administrative Services' Office of City Finance Budget Summary Level (FAS-BO-FA-0003), \$631,556 is appropriated solely for retaining any combination of the following positions: Strategic Advisor 2, Exempt (#10002917), Strategic Advisor 2, Info Technology (#10006923), Accounting Tech II (#00010735), Claims Adjuster-FAS (#00018653), Treasury Cashier (#10005172, #10003521), Treasury Cashier, Senior (#00010720), Remittance Proc Tech, Senior (#00010728), Remittance Proc Tech (#00020815), Accounting Tech III-BU (#00010723), and Admin Spec 1-BU (#00025934) and may be spent for no other purpose."

"Of the appropriation in the 2025 Budget for the Finance and Administrative Services' Citywide Admin Services Budget Summary Level (FAS-BO-FA-0002), \$117,780 is appropriated solely for retaining either or both of the following positions: Admin Spec II-BU (#00017842) and Capital Projects Coordinator, Assistant (#00017446) and may be spent for no other purpose."

2025-2026 COUNCIL BUDGET ACTION

“Of the appropriation in the 2025 Budget for the Finance and Administrative Services’ Leadership and Administration Budget Summary Level (FAS-BO-FA-0006), \$166,187 is appropriated solely for funding healthcare benefits for any of the following positions: Administrative Staff Analyst (#10002511), Strategic Advisor 2, Exempt (#10002917), Strategic Advisor 2, Info Technology (#10006923), Accounting Tech II (#00010735), Claims Adjuster-FAS (#00018653), Treasury Cashier (#10005172, #10003521), Treasury Cashier, Senior (#00010720), Remittance Proc Tech, Senior (#00010728), Remittance Proc Tech (#00020815), Accounting Tech III-BU (#00010723), Admin Spec 1-BU (#00025934), Admin Spec II-BU (#00017842) and Capital Projects Coordinator, Assistant (#00017446) and may be spent for no other purpose.”

“Of the appropriation in the 2025 Budget for the Department of Neighborhoods’ Community Building Budget Summary Level (DON- BO-DN-I3300), \$92,353 is appropriated solely for retaining the following position: Strategic Advisor 1, Exempt (#10006367) and may be spent for no other purpose.”

“Of the appropriation in the 2025 Budget for the Seattle Department of Human Resources’ HR Services Budget Summary Level (SDHR-BO-HR-N6000), \$525,728 is appropriated solely for retaining any combination of the following positions: Personnel Analyst Supervisor (#00024064), Strategic Advisor 1, General Government (#00016561), Strategic Advisor 1, Exempt (#10005532, #10006865), Training & Education Coordinator, Senior (#00019183), and Personnel Analyst (#10005688) and may be spent for no other purpose.”

The financial plans for the Construction and Inspections Fund, JumpStart Fund, and Finance and Administrative Services Fund included in the 2025-2026 Proposed Budget show a positive unrestricted fund balance in 2026 and beyond. The one-time spending in this CBA would not impact the sustainability of these funds in the future.

The one-time spending in this CBA would not impact the projected ongoing operating GF deficit in the 2027-2028 biennium.

ATTACHMENT: No

2025-2026 COUNCIL BUDGET ACTION

TRANSACTIONS - ONE-TIME

Dept	BSL	BCL	Year	Revenue	Expenditure
DON	Community Building	00100-BO-DN-I3300	2025		\$92,353
FAS	Office of City Finance	00100-BO-FA-0003	2025		\$87,766
FAS	Citywide Operational Services	50300-BO-FA-0001	2025		\$63,582
FAS	Citywide Admin Services	50300-BO-FA-0002	2025		\$117,780
FAS	Office of City Finance	50300-BO-FA-0003	2025		\$543,790
FAS	Leadership & Administration	50300-BO-FA-0006	2025		\$166,187
FG	Appropriation to Special Funds	14500-BO-FG-2QA00	2025		\$1,012,977
ITD	Leadership and Administration	50410-BO-IT-D0100	2025	\$1,012,977	
ITD	Frontline Services and Workplace	50410-BO-IT-D0400	2025		\$920,624
ITD	Applications	50410-BO-IT-D0600	2025		\$92,353
SDCI	Land Use & Engineering Services	48100-BO-CI-U2000	2025		\$1,236,822
SDHR	HR Services	00100-BO-HR-N6000	2025		\$525,728

2025-2026 COUNCIL BUDGET ACTION

POSITIONS

Dept	BCL	Year	Position Title	Positions	FTE
DON	00100-BO-DN-I3300	2025	StratAdvsr1,Exempt	1	1
FAS	00100-BO-FA-0003	2025	StratAdvsr2,Info Technol	1	1
FAS	50300-BO-FA-0001	2025	Admin Staff Anlyst	1	1
FAS	50300-BO-FA-0002	2025	Admin Spec II-BU	1	1
FAS	50300-BO-FA-0002	2025	Capital Prjts Coord,Asst	1	1
FAS	50300-BO-FA-0003	2025	Actg Tech II	1	1
FAS	50300-BO-FA-0003	2025	Actg Tech III-BU	1	1
FAS	50300-BO-FA-0003	2025	Admin Spec I-BU	1	0.5
FAS	50300-BO-FA-0003	2025	Claims Adjuster-FAS	1	1
FAS	50300-BO-FA-0003	2025	Remittance Proc Tech	1	1
FAS	50300-BO-FA-0003	2025	Remittance Proc Tech,Sr	1	1
FAS	50300-BO-FA-0003	2025	StratAdvsr2,Exempt	1	1
FAS	50300-BO-FA-0003	2025	Treasury Cashier	2	2
FAS	50300-BO-FA-0003	2025	Treasury Cashier,Sr	1	1
ITD	50410-BO-IT-D0400	2025	Info Technol Prof C-BU	9	9
ITD	50410-BO-IT-D0400	2025	Info Technol Sysys Anlyst	2	2
ITD	50410-BO-IT-D0600	2025	StratAdvsr1,Info Technol	1	1
SDCI	48100-BO-CI-U2000	2025	Land Use Plnr III	10	10
SDCI	48100-BO-CI-U2000	2025	Land Use Plnr IV	1	1
SDHR	00100-BO-HR-N6000	2025	Personnel Anlyst	1	1
SDHR	00100-BO-HR-N6000	2025	Personnel Anlyst Supv	1	1
SDHR	00100-BO-HR-N6000	2025	StratAdvsr1,Exempt	2	2
SDHR	00100-BO-HR-N6000	2025	StratAdvsr1,General Govt	1	1
SDHR	00100-BO-HR-N6000	2025	Trng&Ed Coord,Sr	1	1

2025 STATEMENT OF LEGISLATIVE INTENT

V1

CBO-002S-A

Request that CBO collaborate with SDHR to report on developing or enhancing programs for City employees subject to layoff

SPONSORS

Budget Committee

DESCRIPTION

This Statement of Legislative Intent (SLI) would request that the City Budget Office (CBO) collaborate with the Seattle Department of Human Resources (SDHR) to report on developing or enhancing programs related to employment or other opportunities for City employees subject to layoff. This SLI relates to CBO-002-A-2, which would provide a six-month restoration of City positions subject to layoff in the Department of Neighborhoods, Finance and Administrative Services, Seattle Department of Construction and Inspections, SDHR, and Seattle Information Technology.

SDHR currently administers the following programs for employees subject to layoff:

- Project Hire job referral program for civil service employees,
- Reinstatement list for civil service employees,
- Learning and skill building opportunities,
- Employee Assistance Program services, and
- Continued healthcare coverage under the Consolidated Omnibus Budget Reconciliation Act (COBRA).

This SLI requests CBO to work with SDHR to (1) further develop or enhance programs for City employees subject to layoff, (2) propose a timeline and implementation plan, and (3) provide accompanying policies or legislation, as appropriate.

CBO and SDHR are encouraged to consider a wide variety of enhancements, including but not limited to clearly describing the Project Hire program criteria and nomination process; expanding coverage of the Project Hire and reinstatement list to exempt employees; broadening the scope of job referrals in the Project Hire program; and increasing visibility and notice of layoff programs and career transition resources.

Responsible Council Committee(s): Finance, Native Communities & Tribal Governments

DUE DATE: June 2, 2025

2025 STATEMENT OF LEGISLATIVE INTENT

V2

CBO-003S-A

Request that CBO report on past budget underspend and grants

SPONSORS

Sara Nelson

DESCRIPTION

This Statement of Legislative Intent (SLI) would request that the City Budget Office (CBO) provide a report on historical underspend from 2018 through 2023, organized by fund and department. The report should analyze and identify the specific reasons for the underspend, and where appropriate (e.g. affordable housing), identify reforms and process improvements to expend appropriations more expeditiously.

This SLI would also request that CBO and Central Staff collaborate on a process that uses information from the twice-yearly budget-to-actual reports requested of CBO and the Office of City Finance in Resolution 32116, and other budget monitoring systems used by the Executive, to demonstrate the need for additional appropriations in comprehensive supplemental budget requests, including the annual carryforward legislation, the mid-year supplemental budget legislation, and the year-end supplemental budget legislation. This process should analyze budget savings during the year as a way to streamline requests for additional appropriations.

Finally, this SLI would request that CBO develop a searchable and sortable database of outstanding City contracts and grants (exclusive of EDI awards) as of December 31, 2024, encompassing the three departments with the largest portfolio of grants to non-profit providers. At a minimum, this database must include: (1) the contracting/granting City agency; (2) the date the item was originated; (3) the amount of the item; (4) the name of the receiving organization; (5) the contract/grant deliverables; and (6) any performance measures listed in the contract/grant.

Responsible Council Committee(s): Governance, Accountability, & Economic Development

DUE DATE: July 31, 2025

2025 STATEMENT OF LEGISLATIVE INTENT

V1

CBO-004S-A

Request that CBO and SCERS analyze an early retirement incentive for City employees

SPONSORS

Budget Committee

DESCRIPTION

This Statement of Legislative Intent requests that the City Budget Office (CBO) work with the Seattle City Employees Retirement System (SCERS) to evaluate the financial and operational impacts of providing an early retirement incentive to City employees. As the City enters a period of slower growth, such an incentive could be a useful tool for managing transitions in the City's workforce.

Responsible Council Committee(s): Finance, Native Communities & Tribal Governments

DUE DATE: June 2, 2025

2025-2026 COUNCIL BUDGET ACTION

V2

CBO-902-A

Replace GF and JumpStart Fund appropriations with increased REET revenue to balance the impacts of the October revenue forecast update

SPONSORS**Budget Committee****FINANCIAL SUMMARY**

Fund	2025 Increase (Decrease)	2026 Increase (Decrease)
General Fund	\$1,042,414	\$1,468,000
Other Funds	\$(1,042,414)	\$(1,468,000)
Total Budget Balance Effect	\$0	\$0

DESCRIPTION

This Council Budget Action (CBA) would replace \$7.9 million of GF and JumpStart Fund appropriations with Real Estate Excise Tax (REET) Capital Funds within Seattle Department of Transportation, Seattle Parks and Recreation, Department of Finance and Administrative Services, and Seattle Center's Capital Improvement Program (CIP) portfolios to reflect the increased REET revenue in the October revenue forecast update.

The impact of this CBA on the Pedestrian Master Plan - School Safety CIP project is shown in Attachment A. The impact of this CBA on the Major Maintenance and Asset Management CIP project is shown in Attachment B. The impact of this CBA on the Municipal Energy Efficiency Program - Parks CIP project is shown in Attachment C. The impact of this CBA on the Energy Efficiency for Municipal Buildings CIP project is shown in Attachment D. The impact of this CBA on the Municipal Energy Efficiency Program CIP project is shown in Attachment E.

ATTACHMENT: Yes

2025-2026 COUNCIL BUDGET ACTION

TRANSACTIONS - ONGOING

Dept	BSL	BCL	Year	Revenue	Expenditure
SDOT	Mobility-Capital	00100-BC-TR-19003	2025		\$(1,042,414)
SDOT	Mobility-Capital	30010-BC-TR-19003	2025		\$1,042,414
SPR	Fix It First	14500-BC-PR-40000	2025		\$(1,545,625)
SPR	Fix It First	30010-BC-PR-40000	2025		\$251,605
SPR	Fix It First	30020-BC-PR-40000	2025		\$1,294,020
CEN	Building and Campus Improvements	14500-BC-SC-S03P01	2026		\$(195,000)
CEN	Building and Campus Improvements	30020-BC-SC-S03P01	2026		\$195,000
FAS	FAS Oversight-External Projects	14500-BC-FA-EXTPROJ	2026		\$(1,110,000)
FAS	FAS Oversight-External Projects	30010-BC-FA-EXTPROJ	2026		\$1,110,000
SDOT	Mobility-Capital	00100-BC-TR-19003	2026		\$(1,468,000)
SDOT	Mobility-Capital	30010-BC-TR-19003	2026		\$1,468,000
SPR	Fix It First	14500-BC-PR-40000	2026		\$(2,522,516)
SPR	Fix It First	30010-BC-PR-40000	2026		\$69,758
SPR	Fix It First	30020-BC-PR-40000	2026		\$2,452,758

ATTACHMENT A
Pedestrian Master Plan - School Safety

Project No:	MC-TR-C059	BSL Code:	BC-TR-19003
Project Type:	Ongoing	BSL Name:	Mobility-Capital
Project Category:	Improved Facility	Location:	Citywide
Current Project Stage:	N/A	Council District:	Multiple
Start/End Date:	N/A	Neighborhood District:	Multiple
Total Project Cost:	N/A	Urban Village:	Multiple

This project improves pedestrian and bicycle safety around schools. The work typically includes school zone signing and 20mph flashing beacons; new crosswalks; curb bulbs; crossing beacons and pedestrian signals; new sidewalks and maintenance; traffic calming; changes to traffic circulation around schools; installation of school zone cameras; and school walking route maps. The base level of transportation funding provides improvements at approximately three to four schools per year. The project also funds safe biking and walking education and traffic safety outreach campaigns. Operation of school zone cameras is directly funded from the Seattle Police Department budget.

Resources	LTD Actuals	2024 Revised	2025	2026	2027	2028	2029	2030	Total
20% Red Light Camera Revenue	-	8	-	-	-	-	-	-	8
Drainage and Wastewater Rates	25	35	-	-	-	-	-	-	59
Federal Grant Funds	2,918	-	-	-	-	-	-	-	2,918
General Fund	320	1,630	1,042	1,468	-	-	1,398	1,545	7,403
			-	-					4,893
Interdepartmental Transfer	47	28	-	-	-	-	-	-	75
King County Funds	56	-	-	-	-	-	-	-	56
Real Estate Excise Tax II	5,075	15	-	-	-	-	-	-	5,090
<u>Real Estate Excise Tax I</u>			1,042	1,468					2,510
School Camera Ticket Revenues	25,250	6,644	3,017	2,491	5,298	5,147	2,992	2,998	53,838
State Grant Funds	281	-	-	-	-	-	-	-	281
Transportation Funding Package - Lid Lift	3,690	-	-	-	-	-	-	-	3,690
Transportation Move Seattle Levy - Lid Lift	4,334	1,005	-	-	-	-	-	-	5,339
User Fees	1,909	-	-	-	-	-	-	-	1,909
Total:	43,907	9,364	4,059	3,959	5,298	5,147	4,390	4,543	80,668
Fund Appropriations / Allocations *	LTD Actuals	2024 Revised	2025	2026	2027	2028	2029	2030	Total
Bridging The Gap Levy Fund	3,690	-	-	-	-	-	-	-	3,690
General Fund	320	1,630	1,042	1,468	-	-	1,398	1,545	7,403
			-	-					4,893
Move Seattle Levy Fund	4,334	1,255	-	-	-	-	-	-	5,589
<u>REET I Capital Fund</u>			1,042	1,468					2,510
REET II Capital Fund	5,075	15	-	-	-	-	-	-	5,090
School Safety Traffic and Pedestrian Improvement Fund	25,265	6,388	3,017	2,491	5,298	5,147	2,992	2,998	53,596
Transportation Fund	5,222	77	-	-	-	-	-	-	5,299
Total:	43,907	9,364	4,059	3,959	5,298	5,147	4,390	4,543	80,668

O&M Impacts: SDOT has individual project budgets for the maintenance of painted markings, signage, signals, bridges and roadway structures, urban forestry, and sidewalks and pavement; these budgets are constrained by the availability of transportation specific and general funds. The SDOT Asset Management website (<https://www.seattle.gov/transportation/about-sdot/asset-management>) provides unconstrained operational cost forecasting by asset type, typical lifecycle and average maintenance cost ranges.

ATTACHMENT B
Major Maintenance and Asset Management

Project No:	MC-PR-41001	BSL Code:	BC-PR-40000
Project Type:	Ongoing	BSL Name:	Fix It First
Project Category:	Rehabilitation or Restoration	Location:	Citywide
Current Project Stage:	N/A	Council District:	Multiple
Start/End Date:	N/A	Neighborhood District:	Multiple
Total Project Cost:	N/A	Urban Village:	Multiple

This ongoing project provides funding for asset renewal in parks and recreation facilities citywide, including athletic fields, play areas, swimming pools, trails, buildings, accessibility elements, outdoor infrastructure, and related work. This project also funds integrated asset management to track and forecast long-term asset and maintenance needs. Typical major maintenance improvements may include, but are not limited to renovating buildings, Americans with Disabilities (ADA) access improvements, replacing play area structures, forest, landscape, trail maintenance and improvements, swimming pool repairs, athletic field refurbishment, and installation of energy efficient lighting, and related major maintenance work. These projects will address health and safety codes, extend the life of the asset, improve access for all, reduce energy costs, reclaim Parks property, and improve the overall park experience for the public.

Resources	LTD Actuals	2024 Revised	2025	2026	2027	2028	2029	2030	Total
CRS Misc Revenues	58	492	-	-	-	-	-	-	550
Federal Grant Funds	-	4,162	-	-	-	-	-	-	4,162
General Fund	137	363	-	-	-	-	-	-	500
King County Funds	122	6,425	-	-	-	-	-	-	6,547
King County Voter-Approved Levy	273	1,142	-	-	-	-	-	-	1,415
LTGO Bond Proceeds	626	-	-	4,550	4,550	-	-	-	9,726
Miscellaneous Revenues	148	8,174	3,173	-	-	-	-	-	11,495
Payroll Expense Tax	44	956	1,392	2,328	-	-	-	-	4,719
			-	-					1,000
Private Funding/Donations	224	1,153	-	-	-	-	-	-	1,376
Real Estate Excise Tax I	7,699	3,166	507	3,638	1,144	7,132	4,134	4,139	31,559
			759	3,708					31,880
Real Estate Excise Tax II	16,208	7,744	977	1,790	3,054	-	5,200	3,410	38,383
			2,117	4,048					41,781
Seattle Park District Revenues	82,595	51,662	16,566	15,361	15,955	16,572	17,214	17,882	233,807
Seattle Voter-Approved Levy	-	268	-	-	-	-	-	-	268
State Grant Funds	1,402	8,342	-	-	-	-	-	-	9,743
Use of Fund Balance	248	892	-	-	-	-	-	-	1,140
Total:	109,782	94,939	22,615	27,667	24,703	23,704	26,548	25,431	355,389

* Funds are appropriated through the Adopted Budget at the Budget Summary Level. All Amounts shown above are in thousands of dollars

Fund Appropriations / Allocations *	LTD Actuals	2024 Revised	2025	2026	2027	2028	2029	2030	Total
2012 Multipurpose LTGO Bond Fund	87	-	-	-	-	-	-	-	87
2014 Multipurpose LTGO Bond Fund	76	-	-	-	-	-	-	-	76
2015 Multipurpose LTGO Bond Fund	463	-	-	-	-	-	-	-	463
2026 Multipurpose LTGO Bond Fund	-	-	-	4,550	-	-	-	-	4,550
2027 Multipurpose LTGO Bond Fund	-	-	-	-	4,550	-	-	-	4,550
General Bond Interest and Redemption Fund	108	5,719	3,173	-	-	-	-	-	9,000
General Fund	137	363	-	-	-	-	-	-	500
King County Parks Levy Fund	273	2,142	-	-	-	-	-	-	2,415
Park And Recreation Fund	1,710	22,695	-	-	-	-	-	-	24,405
Payroll Expense Tax	44	956	1,392	2,328	-	-	-	-	4,719
			-	-					1,000
REET I Capital Fund	7,699	3,166	507	3,638	1,144	7,132	4,134	4,139	34,559
			759	3,708					31,880
REET II Capital Fund	16,208	7,744	977	1,790	3,054	-	5,200	3,410	38,383
			2,117	4,048					41,781
Seattle Park District Fund	82,595	51,662	16,566	15,361	15,955	16,572	17,214	17,882	233,807
Unrestricted Cumulative Reserve Fund	383	492	-	-	-	-	-	-	875
Total:	109,782	94,939	22,615	27,667	24,703	23,704	26,548	25,431	355,389

O&M Impacts: NA

* Funds are appropriated through the Adopted Budget at the Budget Summary Level. All Amounts shown above are in thousands of dollars

ATTACHMENT C
Municipal Energy Efficiency Program - Parks

Project No:	MC-PR-41030	BSL Code:	BC-PR-40000
Project Type:	Ongoing	BSL Name:	Fix It First
Project Category:	Rehabilitation or Restoration	Location:	Citywide Multiple Locations
Current Project Stage:	N/A	Council District:	Multiple
Start/End Date:	N/A	Neighborhood District:	Multiple
Total Project Cost:	N/A	Urban Village:	Multiple

This project provides for investment in more energy efficient building systems and other facility efficiency improvements. By making these investments the City expects future savings in utility costs, and significant progress toward carbon neutrality. This program is intended to fund facility retrofit projects identified by energy audits. These projects are identified and worked on in collaboration with the Office for Sustainability and Environment (OSE) and funding varies by year.

Resources	LTD Actuals	2024 Revised	2025	2026	2027	2028	2029	2030	Total
LTGO Bond Proceeds	478	-	-	-	-	-	-	-	478
Park and Recreation Fund	-	-	-	-	-	-	-	-	-
Payroll Expense Tax	-	400	495 41	495 -	-	-	-	-	790 441
Real Estate Excise Tax I	2,481	1,727	-	-	-	-	-	-	4,207
Real Estate Excise Tax II	246	-	- 154	- 195	-	-	-	-	246 595
State Grant Funds	-	173	-	-	-	-	-	-	173
Total:	3,205	2,300	195	195	-	-	-	-	5,894
Fund Appropriations / Allocations *	LTD Actuals	2024 Revised	2025	2026	2027	2028	2029	2030	Total
2011 Multipurpose LTGO Bond Fund	478	-	-	-	-	-	-	-	478
Park And Recreation Fund	-	173	-	-	-	-	-	-	173
Payroll Expense Tax	-	400	495 41	495 -	-	-	-	-	790 441
REET I Capital Fund	2,481	1,727	-	-	-	-	-	-	4,207
REET II Capital Fund	246	-	- 154	- 195	-	-	-	-	246 595
Total:	3,205	2,300	195	195	-	-	-	-	5,894

O&M Impacts: NA

* Funds are appropriated through the Adopted Budget at the Budget Summary Level. All Amounts shown above are in thousands of dollars

ATTACHMENT D

Energy Efficiency for Municipal Buildings

Project No:	MC-FA-ENEFFMBLD	BSL Code:	BC-FA-EXTPROJ
Project Type:	Ongoing	BSL Name:	FAS Oversight-External Projects
Project Category:	Improved Facility	Location:	Multiple City facilities
Current Project Stage:	N/A	Council District:	Multiple
Start/End Date:	N/A	Neighborhood District:	Multiple
Total Project Cost:	N/A	Urban Village:	Multiple

This project funds energy efficiency work across City facilities, managed by the Office of Sustainability and Environment (OSE), in support of the City's goal to achieve a 20% reduction in building energy use by the year 2020. OSE will implement a package of energy efficiency projects, as well as continue a suite of O&M improvements, program management, measurement and tracking, and building assessments. The energy efficiency upgrades are expected to generate utility rebates paid by Seattle City Light and Puget Sound Energy, to be deposited into the General Subfund. Work may include but is not limited to, building tune-ups, facility improvements, building energy upgrades, and energy efficiency measures.

Resources	LTD Actuals	2024 Revised	2025	2026	2027	2028	2029	2030	Total
Federal Grant Funds	-	(80)	-	-	-	-	-	-	(80)
General Fund	626	1,067	-	-	-	-	-	-	1,693
Payroll Expense Tax	-	210	1,462	1,110	-	-	-	-	2,782
				-					1,672
Property Sales and Interest Earnings	15	-	-	-	-	-	-	-	15
Real Estate Excise Tax I	10,234	2,172	-	-	-	-	-	-	12,406
				1,110					13,516
State Grant Funds	278	-	-	-	-	-	-	-	278
Use of Fund Balance	57	-	-	-	-	-	-	-	57
Total:	11,210	3,369	1,462	1,110	-	-	-	-	17,150

Fund Appropriations / Allocations *	LTD Actuals	2024 Revised	2025	2026	2027	2028	2029	2030	Total
General Fund	626	987	-	-	-	-	-	-	1,613
Payroll Expense Tax	-	210	1,462	1,110	-	-	-	-	2,782
				-					1,672
REET I Capital Fund	10,234	2,172	-	-	-	-	-	-	12,406
				1,110					13,516
Unrestricted Cumulative Reserve Fund	350	-	-	-	-	-	-	-	350
Total:	11,210	3,369	1,462	1,110	-	-	-	-	17,150

O&M Impacts: N/A

* Funds are appropriated through the Adopted Budget at the Budget Summary Level. All Amounts shown above are in thousands of dollars

ATTACHMENT E
Municipal Energy Efficiency Program

Project No:	MC-SC-S1003	BSL Code:	BC-SC-S03P01
Project Type:	Ongoing	BSL Name:	Building and Campus Improvements
Project Category:	Rehabilitation or Restoration	Location:	Seattle Center Campus
Current Project Stage:	N/A	Council District:	Council District 7
Start/End Date:	N/A	Neighborhood District:	Magnolia/Queen Anne
Total Project Cost:	N/A	Urban Village:	Uptown

This project provides for energy saving facility retrofit projects at Seattle Center. This project results in more energy efficient building systems, reductions in utility use and cost, and other facility efficiency improvements.

Resources	LTD Actuals	2024 Revised	2025	2026	2027	2028	2029	2030	Total
LTGO Bond Proceeds	635	-	-	-	-	-	-	-	635
Payroll Expense Tax	-	-	195	195	-	-	-	-	390
				-					195
Real Estate Excise Tax II				195					195
Real Estate Excise Tax I	1,828	471	-	-	-	-	-	-	2,299
Total:	2,463	471	195	195	-	-	-	-	3,324
Fund Appropriations / Allocations *	LTD Actuals	2024 Revised	2025	2026	2027	2028	2029	2030	Total
2011 Multipurpose LTGO Bond Fund	635	-	-	-	-	-	-	-	635
Payroll Expense Tax	-	-	195	195	-	-	-	-	390
				-					195
REET II Capital Fund				195					195
REET I Capital Fund	1,828	471	-	-	-	-	-	-	2,299
Total:	2,463	471	195	195	-	-	-	-	3,324

O&M Impacts: Projects reduce energy use.

2025-2026 COUNCIL BUDGET ACTION

V1

CEN-001-A

Increase CEN by \$250,000 JumpStart Fund (2025) and \$250,000 JumpStart Fund (2026) for Bumbershoot Workforce Development Program

SPONSORS

Budget Committee

FINANCIAL SUMMARY

Fund	2025 Increase (Decrease)	2026 Increase (Decrease)
General Fund	\$0	\$0
Other Funds	\$(250,000)	\$(250,000)
Total Budget Balance Effect	\$(250,000)	\$(250,000)

DESCRIPTION

This Council Budget Action (CBA) would increase proposed appropriations to the Seattle Center (CEN) by \$250,000 JumpStart Fund in 2025 and \$250,000 JumpStart Fund in 2026 for the Bumbershoot Workforce Development Program (BWDP) in conjunction with the annual Bumbershoot Arts and Music Festival held at the Seattle Center.

The 2025-2026 Proposed Budget would not continue the 2024 one-time support of \$150,000 JumpStart Fund and \$100,000 Arts and Culture Fund for the BWDP. Ending City support would not necessarily end the program. The program without sufficient support would reduce or eliminate stipends or even institute tuition fees, but could continue.

The total annual budget of BWDP is approximately \$480,000. Costs for administration, instructional wages and other costs of approximately \$230k in 2024 are static, whereas \$250k in program expenses (stipend payments, internship wages and other participant support costs) are scalable. Third Stone, the City's non-profit Bumbershoot partner, is actively seeking grants and private donations. Third Stone successfully garnered state funding in the past and hope to achieve that again in 2025.

The financial plan for the JumpStart Fund included in the 2025-2026 Proposed Budget shows a positive unrestricted fund balance in 2027 and beyond. This CBA would reduce the unrestricted fund balance but based on the current financial plan, this ongoing appropriation can be supported without creating a deficit in this fund in the future.

ATTACHMENT: No

2025-2026 COUNCIL BUDGET ACTION**TRANSACTIONS - ONGOING**

Dept	BSL	BCL	Year	Revenue	Expenditure
CEN	Campus	14500-BO-SC-60000	2025		\$250,000
CEN	Campus	14500-BO-SC-60000	2026		\$250,000

2025-2026 COUNCIL BUDGET ACTION

V1

CEN-002-A

Increase CEN by \$425,000 GF (2025) and \$442,000 GF (2026) and decrease CEN by \$425,000 Arts and Culture Fund (2025) and \$442,000 Arts and Culture Fund (2026) for Festal

SPONSORS**Budget Committee****FINANCIAL SUMMARY**

Fund	2025 Increase (Decrease)	2026 Increase (Decrease)
General Fund	\$(424,560)	\$(441,543)
Other Funds	\$424,560	\$441,543
Total Budget Balance Effect	\$0	\$0

DESCRIPTION

This Council Budget Action (CBA) would increase proposed appropriations to Seattle Center (CEN) by \$425,000 GF in 2025 and \$442,000 GF in 2026 and decrease proposed appropriations to CEN by \$425,000 Arts and Culture Fund in 2025 and \$442,000 Arts and Culture Fund in 2026 for Festal in CEN. This CBA would reverse the proposal in the 2025-2026 Proposed Budget to use admissions tax rather than GF to support cultural administration staff, reflecting the October revenue forecast that decreased admissions tax projections, but maintaining the overall amount of support proposed in the 2025-2026 Proposed Budget.

This CBA worsens the projected ongoing operating deficit in the GF beginning in the 2027-2028 biennium by \$442,000.

ATTACHMENT: No**TRANSACTIONS - ONGOING**

Dept	BSL	BCL	Year	Revenue	Expenditure
CEN	Campus	00100-BO-SC-60000	2025		\$424,560
CEN	Campus	12400-BO-SC-60000	2025		\$(424,560)
CEN	Campus	00100-BO-SC-60000	2026		\$441,543
CEN	Campus	12400-BO-SC-60000	2026		\$(441,543)

2025-2026 COUNCIL BUDGET ACTION

V1

CEN-003-A

Increase CEN by \$204,000 GF (2025) and \$214,000 GF (2026) and decrease CEN by \$204,000 Arts and Culture Fund (2025) and \$214,000 Arts and Culture Fund (2026) for cultural administration staff

SPONSORS**Budget Committee****FINANCIAL SUMMARY**

Fund	2025 Increase (Decrease)	2026 Increase (Decrease)
General Fund	\$(203,735)	\$(213,922)
Other Funds	\$203,735	\$213,922
Total Budget Balance Effect	\$0	\$0

DESCRIPTION

This Council Budget Action (CBA) would increase proposed appropriations to Seattle Center (CEN) by \$204,000 GF in 2025 and \$214,000 GF in 2026 and decrease proposed appropriations to CEN by \$204,000 Arts and Culture Fund in 2025 and \$214,000 Arts and Culture Fund in 2026 for cultural administration staff in CEN. This CBA would reverse the proposal in the 2025-2026 Proposed Budget to use admissions tax rather than GF to support cultural administration staff, reflecting the October revenue forecast that decreased admissions tax projections, but maintaining the overall amount of support proposed in the 2025-2026 Proposed Budget.

This CBA worsens the projected ongoing operating deficit in the GF beginning in the 2027-2028 biennium by \$214,000.

ATTACHMENT: No**TRANSACTIONS - ONGOING**

Dept	BSL	BCL	Year	Revenue	Expenditure
CEN	Campus	00100-BO-SC-60000	2025		\$203,735
CEN	Campus	12400-BO-SC-60000	2025		\$(203,735)
CEN	Campus	00100-BO-SC-60000	2026		\$213,922
CEN	Campus	12400-BO-SC-60000	2026		\$(213,922)

2025-2026 COUNCIL BUDGET ACTION

V1

CEN-004-AIncrease CEN by 2.0 FTE Gardener positions for Waterfront Park

SPONSORSRobert Kettle, Joy Hollingsworth, Dan Strauss

FINANCIAL SUMMARY

Fund	2025 Increase (Decrease)	2026 Increase (Decrease)
General Fund	\$0	\$0
Total Budget Balance Effect	\$0	\$0

DESCRIPTION

This Council Budget Action (CBA) would increase Seattle Center (CEN) by 2.0 FTE Gardener positions to expand maintenance of Waterfront Park along with the completion and opening more areas of Waterfront Park in 2025. This CBA would not increase or modify appropriations to support the FTE increase. Instead, CEN would reallocate proposed appropriations in the Waterfront Budget Summary Level in order to fund these positions. If hired by the end of the first quarter of 2025, these positions would cost \$180,000 in 2025 and \$237,000 in 2026. CEN currently employs 1 FTE Senior Gardener and 1 FTE Gardener to maintain Waterfront Park.

ATTACHMENT: No

POSITIONS

Dept	BCL	Year	Position Title	Positions	FTE
CEN	11410-BO-SC-61000	2025	Gardener	2	2
CEN	11410-BO-SC-61000	2026	Gardener	2	2

2025-2026 COUNCIL BUDGET ACTION

V1

CIV-001-A

Increase CIV by \$312,000 GF (2025) and \$331,000 GF (2026) and 1.0 FTE Senior Personnel Analyst for an annual firefighter exam process

SPONSORS

Budget Committee

FINANCIAL SUMMARY

Fund	2025 Increase (Decrease)	2026 Increase (Decrease)
General Fund	\$(311,708)	\$(331,484)
Total Budget Balance Effect	\$(311,708)	\$(331,484)

DESCRIPTION

This Council Budget Action (CBA) would increase proposed appropriations to Civil Service Commissions (CIV) by \$312,000 GF in 2025 and \$331,000 GF in 2026 and increase position authority by 1.0 FTE Senior Personnel Analyst for an annual firefighter exam process. The increased appropriations would cover necessary labor and non-labor expenses.

Currently, CIV conducts an entry-level firefighter exam every two years. CIV is responsible for organizing pre-application workshops, managing the application process, and responding to applicant inquiries, many of which require individualized assistance. The entry-level firefighter exam is the City's largest hiring process, attracting between 3,700 and 7,500 applicants. In 2022, the exam resulted in an eligible roster of 1,624 candidates who were subject to further evaluation by the Seattle Fire Department (SFD). Ultimately, SFD aims to hire and train 60-80 recruits per year.

This CBA would provide CIV with the necessary resources to conduct an entry-level firefighter exam on a yearly basis. The proposed appropriations would fund the addition of one position to support the exam process and resources to cover space rental in a conference center and hiring a consultant/exam vendor.

The goal of an annual firefighter exam is for SFD to have a refreshed list of eligible candidates every year to increase candidate response rates and result in a greater volume of recruits hired on a permanent basis. Under the current cadence of entry-level testing every two years, SFD observes a lower response and interest from candidates during the second year of the eligibility register's use. On average, SFD permanently hires about 73 percent of each recruitment class (i.e., about 57 firefighters).

SFD vacancies are higher than normal. SFD has position authority for 1,111 uniformed members. The current vacancy rate is 11.1 percent (i.e., 123 vacancies), partially due to the recent addition of 24 FTE to maintain operations at Fire Stations 26 and 37 in West Seattle. On average, the vacancy rate is about 7.7 percent. In 2023, SFD experienced 96 firefighter separations, including SFD recruits who did not

2025-2026 COUNCIL BUDGET ACTION

graduate from recruit school and SFD firefighters who separate from service, typically due to retirement. This shortfall means that firefighters must work additional shifts on an overtime basis to meet minimum staffing levels. This CBA aims to restore SFD's firefighter staffing level to its historic norm.

This CBA would worsen the projected ongoing operating deficit in the GF beginning in the 2027-2028 biennium by \$331,000.

ATTACHMENT: No

TRANSACTIONS - ONGOING

Dept	BSL	BCL	Year	Revenue	Expenditure
CIV	Civil Service Commissions	00100-BO-VC-V1CIV	2025		\$311,708
CIV	Civil Service Commissions	00100-BO-VC-V1CIV	2026		\$331,484

POSITIONS

Dept	BCL	Year	Position Title	Positions	FTE
CIV	00100-BO-VC-V1CIV	2025	Personnel Anlyst,Sr	1	1
CIV	00100-BO-VC-V1CIV	2026	Personnel Anlyst,Sr	1	1

2025-2026 COUNCIL BUDGET ACTION

V1

DEEL-001-A

Increase DEEL by \$500,000 Families and Education Levy (2025) for Child Care Assistance Program

SPONSORS**Rob Saka****FINANCIAL SUMMARY**

Fund	2025 Increase (Decrease)	2026 Increase (Decrease)
General Fund	\$0	\$0
Other Funds	\$(500,000)	\$0
Total Budget Balance Effect	\$(500,000)	\$0

DESCRIPTION

This Council Budget Action (CBA) would increase proposed appropriations to the Department of Education and Early Learning (DEEL) by \$500,000 Families and Education Levy (FEL) Fund in 2025 (one-time) for the Child Care Assistance Program (CCAP).

CCAP helps families living within Seattle city limits pay for the cost of child care for children one month to 12 years of age, for households below 94 percent of the State Median Income.

Since mid-2023, CCAP has had a waitlist. As of September 2024, the waitlist consisted of 386 families. The 2025 Proposed Budget would slightly increase CCAP's subsidies for families not participating in the Seattle Preschool Program to \$4.5 million, and does not propose additional funding to address the waitlist. This CBA would reduce the estimated 2025 waitlist by approximately 25 percent.

The Families and Education Levy (FEL) was approved by voters in 2011 and was replaced by the Families, Education, Preschool and Promise (FEPP) Levy in 2018. At the end of 2025, the FEL Fund is anticipated to have an unreserved fund balance of \$847,000. DEEL intends to retire the FEL Fund and transfer all remaining FEL fund balance to the FEPP Levy Fund by the end of 2025. This CBA combined with the FEL fund balance usage in CBA-002-A-2 would result in a remaining FEL fund balance of \$204,000.

Consistent with this CBA, the Families and Education Levy (FEL) has a stated purpose to contribute to the academic success of Seattle's children, and identifies access for low-income families to high quality childcare among its core strategies. By adopting this CBA, Council is authorizing the appropriation of unreserved FEL fund balance to a program that qualifies as an Education Support Service according to Section 6 of Ordinance 123567.

ATTACHMENT: No

2025-2026 COUNCIL BUDGET ACTION

TRANSACTIONS - ONE-TIME

Dept	BSL	BCL	Year	Revenue	Expenditure
DEEL	Early Learning	17857-BO-EE-IL100	2025		\$500,000

2025-2026 COUNCIL BUDGET ACTION

V2

DEEL-002-A

Increase DEEL by \$143,000 GF (2025) for after-school and summer learning programs grounded in ethnic studies, shift \$143,000 from GF to Families and Education Levy for Parent-Child Plus, and impose a proviso

SPONSORS**Tammy Morales****FINANCIAL SUMMARY**

Fund	2025 Increase (Decrease)	2026 Increase (Decrease)
General Fund	\$0	\$0
Other Funds	\$(143,000)	\$0
Total Budget Balance Effect	\$(143,000)	\$0

DESCRIPTION

This Council Budget Action (CBA) would increase proposed appropriations to the Department of Education and Early Learning (DEEL) by \$143,000 GF in 2025 (one-time), and impose a proviso on that funding, to contract with an organization that provides after-school and summer learning programs grounded in ethnic studies for middle school students, such as El Centro de la Raza's Roberto Maestas After School Program.

The funding is intended to support programs that emphasize activities that allow students to understand and embrace their own cultural backgrounds and learning needs, develop cultural confidence as learners, provide services to family members supporting students in their academic success, and provide academic support for maintaining appropriate grade level skillsets.

In order to balance this General Fund appropriation, this CBA would also shift \$143,000 in funding for the Parent-Child Plus Program from General Fund to the Families and Education Levy (FEL). The Families and Education Levy (FEL) was approved by voters in 2011 and was replaced by the Families, Education, Preschool and Promise (FEPP) Levy in 2018. At the end of 2025, the FEL Fund is anticipated to have an unreserved fund balance of \$847,000. DEEL intends to retire the FEL Fund and transfer all remaining FEL fund balance to the FEPP Levy Fund by the end of 2025. This CBA combined with the FEL fund balance usage in CBA-001-A-1 would result in a remaining FEL fund balance of \$204,000.

This CBA would impose the following proviso:

"Of the appropriations in the Department of Education and Early Learning's 2025 budget for the K-12 Programs Budget Summary Level (DEEL-BO-EE-IL200), \$143,000 is appropriated solely for after-school and summer learning programs grounded in ethnic studies for middle school students, and may be spent for no other purpose."

2025-2026 COUNCIL BUDGET ACTION**ATTACHMENT: No****TRANSACTIONS - ONE-TIME**

Dept	BSL	BCL	Year	Revenue	Expenditure
DEEL	Early Learning	00100-BO-EE-IL100	2025		\$(143,000)
DEEL	K-12 Programs	00100-BO-EE-IL200	2025		\$143,000
DEEL	Early Learning	17857-BO-EE-IL100	2025		\$143,000

2025-2026 COUNCIL BUDGET ACTION

V1

DON-001-A

Increase DON by \$208,000 GF (2025) and \$228,000 GF (2026) for the Neighborhood Matching Fund

SPONSORS

Maritza Rivera

FINANCIAL SUMMARY

Fund	2025 Increase (Decrease)	2026 Increase (Decrease)
General Fund	\$(208,177)	\$(227,808)
Total Budget Balance Effect	\$(208,177)	\$(227,808)

DESCRIPTION

This Council Budget Action would increase appropriations to the Department of Neighborhoods (DON) by \$208,000 GF in 2025 and \$228,000 GF in 2026 for the Neighborhood Matching Fund (NMF). It would restore the reduction proposed in the 2025-2026 Proposed Budget. As stated by DON, the NMF was created to provide matching dollars for neighborhood improvement, organizing, or projects developed and implemented by community members. Central to NMF is the community match which requires awardees to match their award with contributions from the community whether as volunteer time, donated materials, donated professional services, or cash. Neighborhood groups, community organizations, informal groups, and business groups who want to do a project to build stronger community connections are encouraged to apply. All applicant groups must be open and inclusive, actively engage diverse community members, and be significantly composed of people who live and/or work in Seattle. The CBA would make a total of \$2.3 million available for these purposes each year.

This CBA worsens the projected ongoing operating deficit in the GF beginning in the 2027-2028 biennium by \$228,000.

ATTACHMENT: No**TRANSACTIONS - ONGOING**

Dept	BSL	BCL	Year	Revenue	Expenditure
DON	Community Grants	00100-BO-DN-I3400	2025		\$208,177
DON	Community Grants	00100-BO-DN-I3400	2026		\$227,808

2025-2026 COUNCIL BUDGET ACTION

V1

DON-002-A

Increase DON by \$125,000 GF (2025) and \$125,000 GF (2026) for a community safety coordinator for Capitol Hill

SPONSORS

Joy Hollingsworth

FINANCIAL SUMMARY

Fund	2025 Increase (Decrease)	2026 Increase (Decrease)
General Fund	\$(125,000)	\$(125,000)
Total Budget Balance Effect	\$(125,000)	\$(125,000)

DESCRIPTION

This Council Budget Action (CBA) would increase appropriations to the Department of Neighborhoods (DON) by \$125,000 GF in 2025 and \$125,000 GF in 2026 to support a community safety coordinator for Capitol Hill. Community safety coordinators fulfill a variety of roles related to community safety in neighborhoods. These efforts include, but are not limited to, engaging with businesses, neighborhood organizations, residents, and City departments to foster relationships, organizing and supporting public safety efforts in the neighborhood, coordinating events and activities, and sharing and distributing public safety information. DON currently allocates \$100,000 GF each for ongoing contracts for community safety coordinators in Ballard, South Park, and Chinatown-International District. DON-004-A would increase funding for those contracts to \$125,000 annually. This CBA would add support for Capitol Hill to also hold such a contract.

This CBA worsens the projected ongoing operating deficit in the GF beginning in the 2027-2028 biennium by \$125,000.

ATTACHMENT: No

TRANSACTIONS - ONGOING

Dept	BSL	BCL	Year	Revenue	Expenditure
DON	Community Building	00100-BO-DN-I3300	2025		\$125,000
DON	Community Building	00100-BO-DN-I3300	2026		\$125,000

2025-2026 COUNCIL BUDGET ACTION

V2

DON-003-A

Increase DON by \$156,000 GF (2025) and \$164,000 GF (2026) and 1.0 FTE Planning and Development Specialist II for community organizing, mutual aid, and de-escalation

SPONSORS

Tanya Woo

FINANCIAL SUMMARY

Fund	2025 Increase (Decrease)	2026 Increase (Decrease)
General Fund	\$(155,630)	\$(164,300)
Total Budget Balance Effect	\$(155,630)	\$(164,300)

DESCRIPTION

This Council Budget Action (CBA) would increase appropriations to the Department of Neighborhoods (DON) by \$156,000 GF in 2025 and \$164,000 GF in 2026 and 1.0 FTE Planning and Development Specialist II on an ongoing basis to support coordination and outreach regarding community organizing, mutual aid, and de-escalation efforts. This position would serve an information provision and coordinating role, helping with things such as providing residents with information about how to help their neighbors in crisis, best practices for de-escalating conflict, how to coordinate mutual aid efforts, and connecting residents with organizations or community members already doing such work. The City does not currently have an individual who provides such coordinating and support services to residents who would like to learn how to best assist their neighbors.

This CBA worsens the projected ongoing operating deficit in the GF beginning in the 2027-2028 biennium by \$164,000.

ATTACHMENT: No

TRANSACTIONS - ONGOING

Dept	BSL	BCL	Year	Revenue	Expenditure
DON	Community Building	00100-BO-DN-I3300	2025		\$155,630
DON	Community Building	00100-BO-DN-I3300	2026		\$164,300

POSITIONS

Dept	BCL	Year	Position Title	Positions	FTE
DON	00100-BO-DN-I3300	2025	Plng&Dev Spec II	1	1
DON	00100-BO-DN-I3300	2026	Plng&Dev Spec II	1	1

2025-2026 COUNCIL BUDGET ACTION

V1

DON-004-A

Increase DON by \$100,000 GF (2025) and \$100,000 GF (2026) for community safety coordinator contracts

SPONSORS

Budget Committee

FINANCIAL SUMMARY

Fund	2025 Increase (Decrease)	2026 Increase (Decrease)
General Fund	\$(100,000)	\$(100,000)
Total Budget Balance Effect	\$(100,000)	\$(100,000)

DESCRIPTION

This Council Budget Action (CBA) would increase appropriations to the Department of Neighborhoods (DON) by \$100,000 GF in 2025 and \$100,000 GF in 2026 for contracts for community safety coordinators. Community safety coordinators fulfill a variety of roles related to community safety in neighborhoods. These efforts include, but are not limited to, engaging with businesses, neighborhood organizations, residents, and City departments to foster relationships, organizing and supporting public safety efforts in the neighborhood, coordinating events and activities, and sharing and distributing public safety information. DON currently allocates \$100,000 GF each for ongoing contracts for community safety coordinators in Ballard, South Park, and Chinatown-International District. This CBA would increase each of those contracts to \$125,000 and add \$25,000 for the University District.

This CBA worsens the projected ongoing operating deficit in the GF beginning in the 2027-2028 biennium by \$100,000.

ATTACHMENT: No

TRANSACTIONS - ONGOING

Dept	BSL	BCL	Year	Revenue	Expenditure
DON	Community Building	00100-BO-DN-I3300	2025		\$100,000
DON	Community Building	00100-BO-DN-I3300	2026		\$100,000

2025-2026 COUNCIL BUDGET ACTION

V1

FAS-002-A

Increase FAS by \$495,000 FAS Fund (2025) and \$495,000 FAS Fund (2026) to restore funding to Priority Hire

SPONSORS**Maritza Rivera****FINANCIAL SUMMARY**

Fund	2025 Increase (Decrease)	2026 Increase (Decrease)
General Fund	\$0	\$0
Other Funds	\$(495,000)	\$(495,000)
Total Budget Balance Effect	\$(495,000)	\$(495,000)

DESCRIPTION

This Council Budget Action (CBA) would increase proposed appropriations to the Department of Finance and Administrative Service (FAS) by \$495,000 FAS Fund (2025) and \$495,000 FAS Fund (2026) for Priority Hire to restore funding proposed to be cut in the 2025-2026 Proposed Budget. Priority Hire is program that provides job training, skill development, and apprenticeship utilization for construction careers on City capital projects or women, people of color, and other residents with social or economic disadvantages.

The financial plan for the Finance and Administrative Services Fund included in the 2025-2026 Proposed Budget shows a positive unrestricted fund balance in 2026 and beyond. This CBA will reduce the unrestricted fund balance but based on the current financial plan, this ongoing appropriation can be supported without creating a deficit in this fund in the future.

ATTACHMENT: No**TRANSACTIONS - ONGOING**

Dept	BSL	BCL	Year	Revenue	Expenditure
FAS	Public Services	50300-BO-FA-0005	2025		\$495,000
FAS	Public Services	50300-BO-FA-0005	2026		\$495,000

2025-2026 COUNCIL BUDGET ACTION

V1

FAS-003-A

Increase FAS by \$50,000 REET I (2025) for a membrane study for the Garden of Remembrance

SPONSORS**Robert Kettle****FINANCIAL SUMMARY**

Fund	2025 Increase (Decrease)	2026 Increase (Decrease)
General Fund	\$0	\$0
Other Funds	\$(50,000)	\$0
Total Budget Balance Effect	\$(50,000)	\$0

DESCRIPTION

This Council Budget Action (CBA) would increase proposed appropriations to the Department of Finance and Administrative Services (FAS) by \$50,000 REET I in 2025 (one-time) for an engineering study of options for replacement of a deteriorating waterproof membrane roofing system below the Garden of Remembrance (MC-FA-GARDENREM) Capital improvement Program (CIP) project at Benaroya Hall.

The City owns Benaroya Hall, which is operated pursuant to an agreement with the Benaroya Hall Music Center, a non-profit organization associated with the Seattle Symphony.

The financial plan for the REET I Capital Projects Fund included in the 2025-2026 Proposed Budget shows a positive unrestricted fund balance in 2026 and beyond. This one-time spending will not impact the sustainability of this fund in the future.

ATTACHMENT: Yes**TRANSACTIONS - ONE-TIME**

Dept	BSL	BCL	Year	Revenue	Expenditure
FAS	Garden of Remembrance	30010-BC-FA-GARDENREM	2025		\$50,000

Department of Finance and Administrative Services

CIP Project Page

Garden of Remembrance

Project No:	MC-FA-GARDENREM	BSL Code:	BC-FA-GARDENREM
Project Type:	Ongoing	BSL Name:	Garden of Remembrance
Project Category:	Rehabilitation or Restoration	Location:	1301 3rd Ave.
Current Project Stage:	N/A	Council District:	Council District 7
Start/End Date:	N/A	Neighborhood District:	Downtown
Total Project Cost:	N/A	Urban Village:	Downtown

This ongoing project provides an annual contribution (including increases for inflation) to a capital renewal fund for the Garden of Remembrance, located next to Benaroya Hall, per an agreement with Benaroya Hall Music Center (BHMC), a private, non-profit affiliate of the Seattle Symphony. This project pays for major maintenance and replaces garden installations including, but not limited to, irrigation equipment, landscaping, electrical/lighting fixtures, and mechanical water features. The project is managed by the BHMC and is displayed within FAS' CIP for informational purposes only.

Resources	LTD Actuals	2024 Revised	2025	2026	2027	2028	2029	2030	Total
General Fund	-	-	-	-	35	-	-	-	35
Property Sales and Interest Earnings	555	33	33	34	-	-	-	-	655
<u>Real Estate Excise Tax I</u>			<u>50</u>						<u>50</u>
Use of Fund Balance	28	-	-	-	-	-	-	-	28
Total:	584	33	33	34	35	-	-	-	719
									769
Fund Appropriations / Allocations *	LTD Actuals	2024 Revised	2025	2026	2027	2028	2029	2030	Total
General Fund	-	-	-	-	35	-	-	-	35
<u>REET 1 Capital Fund</u>			<u>50</u>						<u>50</u>
Unrestricted Cumulative Reserve Fund	584	33	33	34	-	-	-	-	684
Total:	584	33	33	34	35	-	-	-	719
									769

O&M Impacts: N/A

2025 STATEMENT OF LEGISLATIVE INTENT

V1

FAS-004S-A

Request that FAS report on implementing a comprehensive responsible contractor policy for City contracts

SPONSORS

Dan Strauss

DESCRIPTION

This Statement of Legislative Intent (SLI) requests that the Department of Finance and Administrative Services (FAS) report on implementing a comprehensive responsible contractor policy for City contracts.

The City has legislated a variety of requirements in the Seattle Municipal Code for City contracts, including but not limited to equality in contracting (Chapter 20.42); nondiscriminatory provision of benefits (Chapter 20.45); and commitment to engaging in fair and responsible business practices (Chapter 20.46). In Chapter 20.46, contractors are prohibited from engaging in “unfair business practices,” which are limited to criminal or systematic deceptive, fraudulent, or abusive acts under state and federal consumer laws.

This SLI requests FAS to work in consultation with the City Attorney’s Office, stakeholders, and other jurisdictions to (1) develop contract requirements that expand upon existing legal obligations and require a comprehensive commitment to responsible business practices, (2) provide an implementation plan for adopting such requirements, and (3) provide accompanying legislation, as appropriate.

When developing additional contract requirements, FAS should consider model policies, such as the Sound Transit Responsible Contractor Policy, and the following criteria:

- Demonstrated compliance with local, state, and federal labor standards;
- Employee compensation that supports workforce equity and is at or above the prevailing or living wage;
- Provision of workforce benefits, such as health insurance and compensated days off;
- Prioritization of worker safety and promotion of training opportunities to improve the quality of the workforce;
- Provision of a worker complaint and grievance procedure;
- Respect for the right of employees to bargain collectively and commitment to remaining neutral in labor organizing drives;
- Established labor harmony agreement; and
- Support for environmental and energy efficiency policies.

2025 STATEMENT OF LEGISLATIVE INTENT

FAS may consider whether certain criteria are appropriate for specific types of contracts, such as those for projects valued above \$373,000 and requiring a request for proposal or request for qualification process.

Responsible Council Committee(s): Finance, Native Communities & Tribal Governments

DUE DATE: April 1, 2025

2025 STATEMENT OF LEGISLATIVE INTENT

V1

FAS-005S-A

Request that FAS explore establishing real estate agent solicitation cease and desist program

SPONSORS

Tanya Woo

DESCRIPTION

This Statement of Legislative Intent (SLI) would request that the Department of Finance and Administrative Services (FAS) explore the development of a real estate agent home solicitation cease and desist program for homeowners in certain geographic areas who do not want to be contacted regarding the sale their homes. This would be modeled after a similar program that is operating in New York State.

Responsible Council Committee(s): Governance, Accountability, & Economic Development

DUE DATE: May 1, 2025

2025-2026 COUNCIL BUDGET ACTION

V1

FG-100-A

Decrease FG by \$1.3 million GF (2025) and \$380,000 GF (2026) to adjust fiscal reserve transfers based on lower projected tax revenues and inflation estimates

SPONSORS**Budget Committee****FINANCIAL SUMMARY**

Fund	2025 Increase (Decrease)	2026 Increase (Decrease)
General Fund	\$1,275,044	\$379,719
Other Funds	\$(1,275,044)	\$(379,719)
Total Budget Balance Effect	\$0	\$0

DESCRIPTION

This Council Budget Action decreases appropriations to Finance General (FG) by \$1.3 million GF in 2025 and \$380,000 GF in 2026 to align the Emergency Fund and Revenue Stabilization Fund contributions from the General Fund to policy requirements based on the October revenue forecast and Regional Economic Forecast of inflation. After this action, the total contributions to the Emergency Fund are \$12.3 million and \$2.4 million in 2025 and 2026, respectively. For the Revenue Stabilization Fund, the 2025 contribution is \$239,000 and the 2026 contribution is \$2.0 million.

ATTACHMENT: No**TRANSACTIONS - ONGOING**

Dept	BSL	BCL	Year	Revenue	Expenditure
FG	Appropriation to Special Funds	00100-BO-FG-2QA00	2025		\$(1,275,044)
FG	Appropriation to Special Funds	00166-BO-FG-2QA00	2025	\$(860,415)	
FG	Appropriation to Special Funds	10102-BO-FG-2QA00	2025	\$(414,629)	
FG	Appropriation to Special Funds	00100-BO-FG-2QA00	2026		\$(379,719)
FG	Appropriation to Special Funds	00166-BO-FG-2QA00	2026	\$(368,109)	
FG	Appropriation to Special Funds	10102-BO-FG-2QA00	2026	\$(11,610)	

2025-2026 COUNCIL BUDGET ACTION

V1

FG-101-A

Increase FG by \$2.5 million GF (2025) and \$2.5 million GF (2026) for Seattle Chinese Garden capital improvements

SPONSORS

Dan Strauss, Rob Saka, Tanya Woo

FINANCIAL SUMMARY

Fund	2025 Increase (Decrease)	2026 Increase (Decrease)
General Fund	\$(2,500,000)	\$(2,500,000)
Total Budget Balance Effect	\$(2,500,000)	\$(2,500,000)

DESCRIPTION

This Council Budget Action (CBA) would increase appropriations to Finance General (FG) by \$2.5 million GF in 2025 and \$2.5 million GF in 2026 (one-time) for capital improvements to continue implementation of the Seattle Chinese Garden's master plan. The Seattle Chinese Garden is a public garden located on the campus of South Seattle College that was established in 1999 through a partnership between the City and its sister city, Chongqing, China.

This CBA does not impact the projected ongoing operating GF deficit in the 2027-2028 biennium.

ATTACHMENT: No

TRANSACTIONS - ONE-TIME

Dept	BSL	BCL	Year	Revenue	Expenditure
FG	General Purpose	00100-BO-FG-2QD00	2025		\$2,500,000
FG	General Purpose	00100-BO-FG-2QD00	2026		\$2,500,000

2025-2026 COUNCIL BUDGET ACTION

V1

FG-901-A

Recognize October Forecast Update

SPONSORS**Budget Committee****FINANCIAL SUMMARY**

Fund	2025 Increase (Decrease)	2026 Increase (Decrease)
General Fund	\$(16,886,616)	\$(25,181,484)
Other Funds	\$13,129,251	\$20,333,717
Total Budget Balance Effect	\$(3,757,365)	\$(4,847,767)

DESCRIPTION

This Council Budget Action (CBA) recognizes the impacts to the General Fund (GF) and other non-transportation funds from the Office of Economic and Revenue Forecasts (OERF)/City Budget Office (CBO) October 2024 forecast update. In August of each year, the City receives a revenue forecast that is used for the Mayor's budget proposal, followed by a fall update during Council's budget deliberations. Details on the 2025 and 2026 impacts from the October revenue forecast update are listed below by fund:

- General Fund (00100): This change decreases GF revenues by \$16.9 million in 2025 and by \$25.2 million in 2026 due to decreases in property tax, retail sales tax, business and occupation tax, private utility taxes and parking fees.
- JumpStart Fund (14500): This change increases JumpStart Fund revenues by \$10.5 million in 2025 and \$14.6 million in 2026 due to increases in payroll expense tax revenues.
- Real Estate Excise Tax I and II Funds (30010/30020): This change increases combined Real Estate Excise Tax Fund I/II revenues by \$2.6 million in 2025 and \$5.5 million in 2026 due to increases in taxable property sales.
- Arts & Culture Fund (12400): This change decreases Arts & Culture Fund revenues by \$530,000 in 2025 and \$550,000 in 2026 due to decreases in admissions tax revenues.
- Short Term Rental Tax Fund (12200): This change increases Short Term Rental Tax Fund revenues by \$618,000 in 2025 and \$771,000 in 2026 due to increases in short term rental tax revenues.

ATTACHMENT: No

2025-2026 COUNCIL BUDGET ACTION

TRANSACTIONS - ONGOING

Dept	BSL	BCL	Year	Revenue	Expenditure
FG	Finance General - Revenue	00100-BR-FG-REVENUE	2025	\$(14,089,259)	
FG	Finance General - Revenue	12200-BR-FG-REVENUE	2025	\$618,329	
FG	Finance General - Revenue	12400-BR-FG-REVENUE	2025	\$(532,626)	
FG	Finance General - Revenue	14500-BR-FG-REVENUE	2025	\$10,455,510	
FG	Finance General - Revenue	30010-BR-FG-REVENUE	2025	\$1,294,019	
FG	Finance General - Revenue	30020-BR-FG-REVENUE	2025	\$1,294,019	
SDOT	Seattle Department of Transportation - Revenue	00100-BR-TR-REVENUE	2025	\$(1,025,522)	
SFD	Operations	00100-BO-FD-F3000	2025	\$(924,305)	
SMC	Seattle Municipal Court - Revenue	00100-BR-MC-REVENUE	2025	\$(847,530)	
FG	Finance General - Revenue	00100-BR-FG-REVENUE	2026	\$(18,209,427)	
FG	Finance General - Revenue	12200-BR-FG-REVENUE	2026	\$771,018	
FG	Finance General - Revenue	12400-BR-FG-REVENUE	2026	\$(548,107)	
FG	Finance General - Revenue	14500-BR-FG-REVENUE	2026	\$14,566,004	
FG	Finance General - Revenue	30010-BR-FG-REVENUE	2026	\$2,772,401	
FG	Finance General - Revenue	30020-BR-FG-REVENUE	2026	\$2,772,401	
SDOT	Seattle Department of Transportation - Revenue	00100-BR-TR-REVENUE	2026	\$(957,375)	
SFD	Operations	00100-BO-FD-F3000	2026	\$(5,132,266)	
SMC	Seattle Municipal Court - Revenue	00100-BR-MC-REVENUE	2026	\$(882,416)	

2025-2026 COUNCIL BUDGET ACTION

V2

FG-902-A

Increase FG by \$17.6 million (2025) JumpStart Fund and \$42.0 million JumpStart Fund (2026) to increase JumpStart Payroll Expense Tax support to GF

SPONSORS**Budget Committee****FINANCIAL SUMMARY**

Fund	2025 Increase (Decrease)	2026 Increase (Decrease)
General Fund	\$17,610,530	\$41,993,462
Other Funds	\$(17,610,530)	\$(41,993,462)
Total Budget Balance Effect	\$0	\$0

DESCRIPTION

This Council Budget Action would increase appropriations to Finance General by \$17.6 million JumpStart Fund (2025) and \$42.0 million JumpStart Fund (2026) to transfer resources to the GF to support GF expenditures. Combined with amounts in the Proposed Budget, this action would bring total JumpStart Fund support for GF revenue backfill to \$304.6 million in 2025 and \$265.0 million in 2026.

ATTACHMENT: No

2025-2026 COUNCIL BUDGET ACTION

TRANSACTIONS - ONGOING

Dept	BSL	BCL	Year	Revenue	Expenditure
FG	Appropriation to Special Funds	00100-BO-FG-2QA00	2025	\$10,455,510	
FG	Appropriation to Special Funds	14500-BO-FG-2QA00	2025		\$10,455,510
FG	Appropriation to Special Funds	00100-BO-FG-2QA00	2026	\$14,566,004	
FG	Appropriation to Special Funds	14500-BO-FG-2QA00	2026		\$14,566,004

TRANSACTIONS - ONE-TIME

Dept	BSL	BCL	Year	Revenue	Expenditure
FG	Appropriation to Special Funds	00100-BO-FG-2QA00	2025	\$7,155,020	
FG	Appropriation to Special Funds	14500-BO-FG-2QA00	2025		\$7,155,020
FG	Appropriation to Special Funds	00100-BO-FG-2QA00	2026	\$27,427,458	
FG	Appropriation to Special Funds	14500-BO-FG-2QA00	2026		\$27,427,458

2025-2026 COUNCIL BUDGET ACTION

V1

HSD-001-A

Increase HSD by \$1.9 million Low-Income Housing Fund (2025) and \$1.9 million Low-Income Housing Fund (2026) for homelessness prevention services

SPONSORS

Cathy Moore, Tammy Morales

FINANCIAL SUMMARY

Fund	2025 Increase (Decrease)	2026 Increase (Decrease)
General Fund	\$0	\$0
Other Funds	\$0	\$0
Total Budget Balance Effect	\$0	\$0

DESCRIPTION

This Council Budget Action (CBA) would increase appropriations to the Human Services Department (HSD) by \$1.9 million in 2025 and \$1.9 million in 2026 from the Low-Income Housing Fund investment earnings to be used for homelessness prevention services, which include rent payments and rent arrears.

The Seattle Housing Levy Administrative and Financial Plan for Program Years 2024-2026, adopted by City Council in 2024, requires that investment earnings from the Rental Preservation and Production Program be used to fund the Homelessness Prevention and Housing Stability Program. Eligible uses include rent payments, rent or utility arrears, security and utility deposits, other move-in costs and transportation assistance. Households must be at or below 50% AMI to qualify and must be at risk of homelessness and have been determined to have a housing crisis. In addition to the funds added through this CBA, the 2025-2026 Proposed Budget provides \$2.4 in 2023 Housing Levy funding and \$2.4 million GF for homelessness prevention.

This CBA is one-time for 2025 and 2026, as investment earnings fluctuate by year and future amounts are not known. This CBA does not impact the projected ongoing operating GF deficit in the 2027-2028 biennium.

ATTACHMENT: No

2025-2026 COUNCIL BUDGET ACTION

TRANSACTIONS - ONE-TIME

Dept	BSL	BCL	Year	Revenue	Expenditure
HSD	Addressing Homelessness	16200-BO-HS-H3000	2025		\$1,900,000
HSD	Human Services Department - Revenue	16200-BR-HS-REVENUE	2025	\$1,900,000	
OH	Multifamily Housing	16400-BO-HU-3000	2025		\$1,900,000
OH	Office of Housing - Revenue	16400-BR-HU-REVENUE	2025	\$1,900,000	
HSD	Addressing Homelessness	16200-BO-HS-H3000	2026		\$1,900,000
HSD	Human Services Department - Revenue	16200-BR-HS-REVENUE	2026	\$1,900,000	
OH	Multifamily Housing	16400-BO-HU-3000	2026		\$1,900,000
OH	Office of Housing - Revenue	16400-BR-HU-REVENUE	2026	\$1,900,000	



2025-2026 COUNCIL BUDGET ACTION

V1

HSD-002-D

Increase HSD by \$3.2 million GF (2025) and \$2.7 million GF (2026) to support the start-up and operations of two new non-congregate shelters

SPONSORS

Budget Committee

FINANCIAL SUMMARY

Fund	2025 Increase (Decrease)	2026 Increase (Decrease)
General Fund	\$(3,200,000)	\$(2,678,000)
Total Budget Balance Effect	\$(3,200,000)	\$(2,678,000)

DESCRIPTION



2025-2026 COUNCIL BUDGET ACTION

This Council Budget Action (CBA) would increase proposed appropriations to the Human Services Department (HSD) by \$3.2 million in 2025 (one-time) and \$2.7 million in 2026 (ongoing) to fund the start-up and operational costs for up to two new non-congregate shelters, such as tiny house villages (THVs), or net new beds at existing non-congregate shelters. Shelters funded through this CBA must include wrap around services, such as case management and housing navigation. Council's intent is that a portion of the new units created through this CBA are reserved for unsheltered people in high impact areas that have substantial encampments as substantiated by Unified Care Team data.

Funding would include:

- \$1.9 million for start-up costs in 2025.
- \$1.3 million of one-time funding in 2025; this assumes that new shelters or new beds will become operational in July 2025, so that only a half year of operating costs will be incurred.
- \$2.7 million in ongoing funding in 2026; this assumes a full year of operating costs and incorporates a 3% increase over what a full year of 2025 costs would have been, consistent with the projected 3% inflationary adjustment for HSD administered contracts in 2026.

The CBA assumes that it will take six months for non-congregate shelters or new units to become operational. The funding in this CBA can be used for any type of non-congregate shelter. Non-congregate shelter operational costs for THVs range from a low of \$22,000 to a high of \$56,000, per unit, with an average per unit cost of \$35,000. Operational costs depend on a number of factors, including the type of project, lease costs, needs and acuity of population being served and on-site services offered. Master leasing an apartment building for shelter could cost around \$45,000 a unit, including all services. As such, the number of units possible with this funding ranges from 48-122, with 77 using the average cost of \$35,000 per unit for THVs. There are other longer-term cost considerations as well. For example, THVs are sometimes located on sites that are only temporarily available - such as vacant land that will eventually be developed - and need their relocation costs to be covered in order to continue operations at another site.

The City of Seattle currently provides an estimated \$29 million in funding for at least 19 non-congregate shelters, including 17 THVs. This Council Budget Action would provide funding for two additional non-congregate shelters.

This CBA worsens the projected ongoing operating deficit in the GF beginning in the 2027-2028 biennium by \$2.7 million.

ATTACHMENT: No



2025-2026 COUNCIL BUDGET ACTION

TRANSACTIONS - ONGOING

Dept	BSL	BCL	Year	Revenue	Expenditure
HSD	Addressing Homelessness	00100-BO-HS-H3000	2026		\$2,678,000

TRANSACTIONS - ONE-TIME

Dept	BSL	BCL	Year	Revenue	Expenditure
HSD	Addressing Homelessness	00100-BO-HS-H3000	2025		\$3,200,000

2025-2026 COUNCIL BUDGET ACTION

V2

HSD-003-A

Increase HSD by \$129,000 GF (2025) and \$129,000 GF (2026) to fully restore funding for legal services for homeless youth

SPONSORS**Budget Committee****FINANCIAL SUMMARY**

Fund	2025 Increase (Decrease)	2026 Increase (Decrease)
General Fund	\$(128,608)	\$(128,608)
Total Budget Balance Effect	\$(128,608)	\$(128,608)

DESCRIPTION

This Council Budget Action (CBA) would increase proposed appropriations to the Human Services Department (HSD) by \$129,000 GF in 2025 and \$129,000 GF in 2026 for legal services for homeless youth. Council has identified the organization Legal Counsel for Youth and Children for this funding and requests that the HSD Director waive the requirements of subsection 3.20.050.B, as authorized by subsection 3.20.050.C.

The 2025-2026 Proposed Budget eliminated \$124,000 in funding to Legal Counsel for Youth and Children to provide legal services for homeless youth. This CBA fully restores that amount and provides a 4.4 percent inflationary adjustment over the 2024 contract amount that would have been applied had this funding remained in HSD's proposed 2025-2026 base budget.

This CBA worsens the projected ongoing operating deficit in the GF beginning in the 2027-2028 biennium by \$129,000.

ATTACHMENT: No**TRANSACTIONS - ONGOING**

Dept	BSL	BCL	Year	Revenue	Expenditure
HSD	Addressing Homelessness	00100-BO-HS-H3000	2025		\$128,608
HSD	Addressing Homelessness	00100-BO-HS-H3000	2026		\$128,608

2025-2026 COUNCIL BUDGET ACTION

V1

HSD-004-B

Increase HSD by \$1.25 million GF (2025) and \$1.25 million GF (2026) for food banks, meal programs, and culturally nourishing foods

SPONSORS

Dan Strauss, Joy Hollingsworth, Tanya Woo

FINANCIAL SUMMARY

Fund	2025 Increase (Decrease)	2026 Increase (Decrease)
General Fund	\$(1,250,000)	\$(1,250,000)
Total Budget Balance Effect	\$(1,250,000)	\$(1,250,000)

DESCRIPTION

This Council Budget Action (CBA) adds \$1 million GF (ongoing) and \$250,000 GF (one-time) in 2025 and \$1 million GF (ongoing) and \$250,000 GF (one-time) in 2026 to the Human Services Department (HSD) for one or more of the following purposes: 1) food, staffing, and operational expenses for food banks; 2) meal provider programs, including in-person, to-go, and delivery; and 3) the Culturally Nourishing Foods Program.

There were three one-time allocations in the 2024 Adopted Budget for food and nutrition programs, totaling \$992,000, that were not part of the 2025-2026 Proposed Budget. Those were: \$650,000 for food banks; \$300,000 for meal providers; and \$42,000 for senior meal programs. Additionally, the 2025-2026 Proposed Budget reduced funding for the Culturally Nourishing Foods Program by \$350,000. In addition to this CBA, HSD-011-A provides \$250,000 for capital needs for the Rainier Valley Food Bank and HSD-010-A-B provides \$250,000 for equipment, supplies and capital facilities improvements to increase meal provider service capacity. If all three CBAs were to pass, total food and nutrition investments in HSD's 2025-2026 Proposed Budget would increase from \$24.1 million to \$25.9 million in 2025 and from \$24.4 million to \$25.9 million in 2026.

Council requests that HSD submit a report, after awards are made, that details what organizations received the funding in this CBA and the amounts received.

This CBA worsens the projected ongoing operating deficit in the GF beginning in the 2027-2028 biennium by \$1 million.

ATTACHMENT: No

2025-2026 COUNCIL BUDGET ACTION**TRANSACTIONS - ONGOING**

Dept	BSL	BCL	Year	Revenue	Expenditure
HSD	Supporting Affordability and Livability	00100-BO-HS-H1000	2025		\$1,000,000
HSD	Supporting Affordability and Livability	00100-BO-HS-H1000	2026		\$1,000,000

TRANSACTIONS - ONE-TIME

Dept	BSL	BCL	Year	Revenue	Expenditure
HSD	Supporting Affordability and Livability	00100-BO-HS-H1000	2025		\$250,000
HSD	Supporting Affordability and Livability	00100-BO-HS-H1000	2026		\$250,000

2025-2026 COUNCIL BUDGET ACTION

V1

HSD-005-A

Increase HSD by \$100,000 GF (2025) and \$100,000 GF (2026) to fully restore funding for free tax preparation services

SPONSORS**Budget Committee****FINANCIAL SUMMARY**

Fund	2025 Increase (Decrease)	2026 Increase (Decrease)
General Fund	\$(100,000)	\$(100,000)
Total Budget Balance Effect	\$(100,000)	\$(100,000)

DESCRIPTION

This Council Budget Action (CBA) would increase proposed appropriations to the Human Services Department (HSD) by \$100,000 GF in 2025 (one-time) and \$100,000 GF in 2026 (one-time) for free tax preparation services. Council has identified the United Way of King County (UWKC) for this funding and requests that the HSD Director waive the requirements of subsection 3.20.050.B, as authorized by subsection 3.20.050.C. The 2024 Adopted Budget contained a one-time appropriation of \$100,000 for UWKC's tax preparation program, which was not renewed in the 2025-2026 Proposed Budget.

This CBA does not impact the projected ongoing operating GF deficit in the 2027-2028 biennium.

ATTACHMENT: No**TRANSACTIONS - ONE-TIME**

Dept	BSL	BCL	Year	Revenue	Expenditure
HSD	Supporting Affordability and Livability	00100-BO-HS-H1000	2025		\$100,000
HSD	Supporting Affordability and Livability	00100-BO-HS-H1000	2026		\$100,000

2025-2026 COUNCIL BUDGET ACTION

V1

HSD-006-A

Increase HSD by \$168,000 GF (2025) and \$168,000 GF (2026) for transitional housing programs

SPONSORS

Robert Kettle

FINANCIAL SUMMARY

Fund	2025 Increase (Decrease)	2026 Increase (Decrease)
General Fund	\$(168,000)	\$(168,000)
Total Budget Balance Effect	\$(168,000)	\$(168,000)

DESCRIPTION

This Council Budget Action (CBA) would increase appropriations to the Human Services Department (HSD) by \$168,000 GF in 2025 and \$168,000 GF in 2026 for a transitional housing program. Council has identified Uplift Northwest for this funding and requests that the HSD Director waive the requirements of Seattle Municipal Code subsection 3.20.050.B, as authorized by subsection 3.20.050.C.

Uplift Northwest's Transitional Housing Program operates out of the Kasota building located in Belltown and currently leases 47 units in the building from a private landlord. This funding would support Uplift Northwest's operating costs, which include the cost of leasing these units along with providing the supportive services necessary to transition the residents into long-term and permanent housing solutions. Council also requests that the Human Services Department work with Uplift Northwest to explore options for acquiring the Kasota building.

This CBA worsens the projected ongoing operating deficit in the GF beginning in the 2027-2028 biennium by \$168,000.

ATTACHMENT: No**TRANSACTIONS - ONGOING**

Dept	BSL	BCL	Year	Revenue	Expenditure
HSD	Addressing Homelessness	00100-BO-HS-H3000	2025		\$168,000
HSD	Addressing Homelessness	00100-BO-HS-H3000	2026		\$168,000

2025 STATEMENT OF LEGISLATIVE INTENT

V1

HSD-007S-A

Request that HSD and OH provide a report on Good Neighbor Agreements

SPONSORS

Robert Kettle, Sara Nelson

DESCRIPTION

This Statement of Legislative Intent (SLI) requests that the Human Services Department (HSD) and the Office of Housing (OH), working with the King County Regional Homelessness Authority (KCRHA), provide a report on Good Neighbor Agreements (GNA). For the purpose of this SLI, GNAs are agreements that are designed to proactively manage relationships with neighboring community stakeholders, including residents and businesses, related to a physical location that 1) provides affordable housing to any population, including Permanent Supportive Housing or 2) provides services to people experiencing homelessness, such as but not limited to, day centers and shelters.

The report should include the following information:

- 1) Describe HSD, OH and KCRHA's current practices regarding GNAs for City-funded projects, including:
 - a) the specific types of city-funded projects for which a GNA is required; b) what, if any, minimum standards are required for all GNAs; c) the length of time that a GNA is required for a project (for example, one year versus on-going)
- 2) Describe the types of issues that existing GNAs are designed to address
- 3) Describe any relevant legal limitations to requiring providers to address illegal or disruptive behavior happening both internally and externally to the building, for example on the sidewalk or right of way.
- 4) Describe how those limitations can be overcome based on best practices. For example, does pro-active outreach for medication management or other types of substance abuse treatment reduce GNA-related issues?
- 5) Describe best practices for GNAs based on local, state and national research, including recommended best practices for regularly reaching out to neighborhood residents to understand and pro-actively address concerns (for example via community meetings, a survey, etc.).
- 6) Assess the option of requiring GNA longer than one year for OH-funded projects (the current standard) and describe any cost or other impacts to consider in doing so
- 7) Recommend a consistent set of standards that the City should incorporate into all GNAs and specify what types of projects should be subject to a GNA.
- 8) Provide a plan and timeline for incorporating the recommended set of standards into existing and new provider contracts for implementation no earlier than January 1, 2026. The report should detail any challenges, and how to address them, related to amending existing contracts in order to integrate this recommended set of standards.
- 9) Recommend a plan for monitoring and enforcing provider compliance with GNA standards as incorporated into their contracts.

2025 STATEMENT OF LEGISLATIVE INTENT

Background on Current GNA practices

The Human Services Department (HSD) requires that providers who operate services such as shelters, day centers and transitional housing to use good neighbor agreements. HSD contracts for these services, which transferred to KCRHA in 2022, include such agreements as a required performance standard. Agreements vary by project and are informed by local community input.

The Office of Housing (OH) requires a good neighborhood agreement for the first year of operations of all affordable housing projects, including but not limited to Permanent Supportive Housing. In addition, OH loan documents require each project's management plan to describe their community relations plans and processes for resolving neighborhood complaints. OH Asset management staff reviews management plans as the project is becoming operational to make sure the plan addresses all the provisions required in their loan agreement. Organizations are required to provide OH with any changes to their management plans on an annual basis.

HSD should submit the reports to the Chair of the Housing and Human Services Committee by July 30, 2025.

Responsible Council Committee(s): Housing and Human Services

DUE DATE: July 30, 2025

2025-2026 COUNCIL BUDGET ACTION

V1

HSD-008-A

Increase \$43,000 GF (2025) in HSD for a sports program providing safe, adult-led recreation opportunities

SPONSORS

Sara Nelson

FINANCIAL SUMMARY

Fund	2025 Increase (Decrease)	2026 Increase (Decrease)
General Fund	\$(43,000)	\$0
Total Budget Balance Effect	\$(43,000)	\$0

DESCRIPTION

This Council Budget Action (CBA) would increase appropriations to the Human Services Department (HSD) by \$43,000 GF in 2025 (one-time) to support an organization providing a sports program providing safe, adult-led recreation opportunities for youth. Council has identified the Central Area Parent-Coaches Association (CAPCA) for this funding and requests that the HSD Director waive the requirements of subsection 3.20.050.B, as authorized by subsection 3.20.050.C.

This CBA does not impact the projected ongoing operating GF deficit in the 2027-2028 biennium.

ATTACHMENT: No

TRANSACTIONS - ONE-TIME

Dept	BSL	BCL	Year	Revenue	Expenditure
HSD	Preparing Youth for Success	00100-BO-HS-H2000	2025		\$43,000

2025-2026 COUNCIL BUDGET ACTION

V1

HSD-009-A

Increase HSD by \$4 million GF (2025) for tenant improvements to YouthCare's Constellation Center project

SPONSORS

Tanya Woo, Tammy Morales

FINANCIAL SUMMARY

Fund	2025 Increase (Decrease)	2026 Increase (Decrease)
General Fund	\$(4,000,000)	\$0
Total Budget Balance Effect	\$(4,000,000)	\$0

DESCRIPTION

This Council Budget Action would increase proposed appropriations to the Human Services Department (HSD) by \$4,000,000 GF in 2025 (one-time) for capital needs related to providing services for homeless youth and young adults. Council has identified YouthCare for this funding and requests that the HSD Director waive the requirements of subsection 3.20.050.B, as authorized by subsection 3.20.050.C.

YouthCare intends to use this funding for its Constellation Center project. The Constellation Center is being developed in partnership with Community Roots Housing. It will have 84 units of affordable housing, along with an 18,000 square foot space for workforce development programs and other social services, including classrooms, office, meeting rooms, a computer lab, and a café. In 2021, the Office of Housing provided a \$9 million award to Community Roots Housing for the affordable housing portion of the project. In 2020 and 2021, the Human Services Department provided \$1.5 million in funding for the workforce development space through its capital facilities program. YouthCare has identified a remaining \$10 million gap related to tenant improvements for the workforce development space, which this CBA would partially address. The project is anticipated to break ground in 2025.

This CBA does not impact the projected ongoing operating GF deficit in the 2027-2028 biennium.

ATTACHMENT: No

TRANSACTIONS - ONE-TIME

Dept	BSL	BCL	Year	Revenue	Expenditure
HSD	Supporting Affordability and Livability	00100-BO-HS-H1000	2025		\$4,000,000

2025-2026 COUNCIL BUDGET ACTION

V1

HSD-010-B

Increase HSD by \$250,000 GF (2025) for equipment, vehicles and facilities improvements necessary to increase meal providers' service capacity

SPONSORS

Joy Hollingsworth, Dan Strauss, Tanya Woo

FINANCIAL SUMMARY

Fund	2025 Increase (Decrease)	2026 Increase (Decrease)
General Fund	\$(250,000)	\$0
Total Budget Balance Effect	\$(250,000)	\$0

DESCRIPTION

This Council Budget Action (CBA) would increase appropriations to the Human Services Department (HSD) by \$250,000 GF in 2025 (one-time) for the purpose of purchasing equipment and vehicles and making facilities improvements necessary to increase meal providers' service capacity. Council has identified the Meals Partnership Coalition for this funding and requests that the HSD Director waive the requirements of subsection 3.20.050.B, as authorized by subsection 3.20.050.C.

In addition to this CBA, HSD-004-B-1 provides \$1.25 million for food banks, meal providers and culturally nourishing foods and HSD-011-A-1 provides \$250,000 for capital needs for the Rainier Valley Food Bank. If all three CBAs were to pass, total food and nutrition investments in HSD's 2025-2026 Proposed Budget would increase from \$24.1 million to \$25.9 million in 2025 and from \$24.4 million to \$25.9 million in 2026.

This CBA does not impact the projected ongoing operating GF deficit in the 2027-2028 biennium.

ATTACHMENT: No

TRANSACTIONS - ONE-TIME

Dept	BSL	BCL	Year	Revenue	Expenditure
HSD	Supporting Affordability and Livability	00100-BO-HS-H1000	2025		\$250,000

2025-2026 COUNCIL BUDGET ACTION

V1

HSD-011-A

Increase HSD by \$250,000 GF (2025) for capital improvements at the Rainier Valley Food Bank

SPONSORS

Joy Hollingsworth

FINANCIAL SUMMARY

Fund	2025 Increase (Decrease)	2026 Increase (Decrease)
General Fund	\$(250,000)	\$0
Total Budget Balance Effect	\$(250,000)	\$0

DESCRIPTION

This Council Budget Action (CBA) would increase appropriations to the Human Services Department (HSD) by \$250,000 GF in 2025 to support capital improvements at the Rainier Valley Food Bank. The Rainier Valley Food Bank is trying to raise a total of \$17 million to renovate and expand its existing facility. Council has identified the Rainier Valley Food Bank for this funding and requests that the HSD Director waive the requirements of Seattle Municipal Code subsection 3.20.050.B, as authorized by subsection 3.20.050.C.

In addition to this CBA, HSD-004-B provides \$1.25 million for food banks, meal programs and the Culturally Nourishing Foods Program and HSD-010-A-B provides \$250,000 for equipment, supplies and capital facilities improvements to increase meal provider service capacity. If all three CBAs were to pass, total food and nutrition investments in the 2025-2026 Proposed Budget in HSD would increase from \$24.1 million to \$25.9 million in 2025 and from \$24.4 million to \$25.9 million in 2026.

This CBA worsens the projected ongoing operating deficit in the GF beginning in the 2027-2028 biennium by \$250,000.

ATTACHMENT: No

TRANSACTIONS - ONE-TIME

Dept	BSL	BCL	Year	Revenue	Expenditure
HSD	Supporting Affordability and Livability	00100-BO-HS-H1000	2025		\$250,000

2025-2026 COUNCIL BUDGET ACTION

V1

HSD-012-A

Increase HSD by \$250,000 JumpStart Fund (2025) and \$250,000 JumpStart Fund (2026) for Seattle Youth Employment Program

SPONSORS

Tammy Morales

FINANCIAL SUMMARY

Fund	2025 Increase (Decrease)	2026 Increase (Decrease)
General Fund	\$0	\$0
Other Funds	\$(250,000)	\$(250,000)
Total Budget Balance Effect	\$(250,000)	\$(250,000)

DESCRIPTION

This Council Budget Action (CBA) would increase proposed appropriations to the Human Services Department (HSD) by \$250,000 JumpStart Fund in 2025 and \$250,000 Jump Start Fund in 2026 for increased support for participants in the Seattle Youth Employment Program (SYEP).

The Seattle Youth Employment Program (SYEP) supports young people (ages 16 to 24) from qualifying-income households and communities that experience racial, social, and economic disparities. The program's goal is to increase youth and young adults' ability to pursue careers that pay well and are meaningful to them.

The 2024 Adopted Budget included \$250,000 for the Office of Economic Development (OED) to provide wraparound support and curriculum/content development for the "Learn and Earn" programming. The funding through OED paid for a portion of two temporary HSD staff, a Content and Curriculum Specialist and an Admin Specialist position.

The 2025-2026 Proposed Budget would retain HSD's funding for SYEP at \$2.4 million, but reduce the funding from OED's budget. The proposed reduction would result in the Admin Specialist position transitioning back into a seasonal position, and the Content and Curriculum Specialist being let go. This CBA would restore the \$250,000 in HSD directly to continue staffing at the 2024 level.

The financial plan for the JumpStart Fund included in the 2025-2026 Proposed Budget shows a positive unrestricted fund balance in 2026 and beyond. This CBA will reduce the unrestricted fund balance but based on the current financial plan, this ongoing appropriation can be supported without creating a deficit in this fund in the future.

ATTACHMENT: No

2025-2026 COUNCIL BUDGET ACTION

TRANSACTIONS - ONGOING

Dept	BSL	BCL	Year	Revenue	Expenditure
HSD	Preparing Youth for Success	14500-BO-HS-H2000	2025		\$250,000
HSD	Preparing Youth for Success	14500-BO-HS-H2000	2026		\$250,000

2025-2026 COUNCIL BUDGET ACTION

V2

HSD-014-A

Increase HSD by \$200,000 GF (2025) and \$200,000 GF (2026) for therapeutic services for survivors of commercial sexual exploitation, domestic violence, and sexual assault, and impose a proviso

SPONSORS**Cathy Moore****FINANCIAL SUMMARY**

Fund	2025 Increase (Decrease)	2026 Increase (Decrease)
General Fund	\$(200,000)	\$(200,000)
Total Budget Balance Effect	\$(200,000)	\$(200,000)

DESCRIPTION

This Council Budget Action (CBA) would increase proposed appropriations to the Human Services Department (HSD) by \$200,000 GF in 2025 and \$200,000 GF in 2026 for contracted therapeutic services for survivors of commercial sexual exploitation, domestic violence, and sexual assault. The Council has identified the Aurora Commons S.H.E. Clinic for this funding and requests that the HSD Director waive the requirements of Seattle Municipal Code subsection 3.20.050.B, as authorized by subsection 3.20.050.C. This CBA would impose a proviso on \$200,000 GF in HSD in 2025 for contracted therapeutic services for survivors of commercial sexual exploitation, domestic violence, and sexual assault to be provided by the Aurora Commons S.H.E. Clinic.

This Council Budget Action would impose the following proviso:

"Of the appropriations in the Human Services Department's (HSD's) 2025 budget for the Gender-Based Violence Services Budget Summary Level (PO-HS-H4500), \$200,000 appropriated solely for contracted therapeutic services for survivors of commercial sexual exploitation, domestic violence, and sexual assault to be provided by the Aurora Commons S.H.E. Clinic. The Council has identified the Aurora Commons S.H.E. Clinic for this funding and requests that the HSD Director waive the requirements of Seattle Municipal Code subsection 3.20.050.B, as authorized by subsection 3.20.050.C."

This CBA worsens the projected ongoing operating deficit in the GF beginning in the 2027-2028 biennium by \$200,000.

ATTACHMENT: No

2025-2026 COUNCIL BUDGET ACTION**TRANSACTIONS - ONGOING**

Dept	BSL	BCL	Year	Revenue	Expenditure
HSD	Supporting Safe Communities	00100-BO-HS-H4000	2025		\$200,000
HSD	Supporting Safe Communities	00100-BO-HS-H4000	2026		\$200,000

2025-2026 COUNCIL BUDGET ACTION

V2

HSD-015-A

Increase HSD by \$250,000 GF (2025) and \$250,000 GF (2026) for gender-based violence supports for the deaf and hard of hearing community, and impose a proviso

SPONSORS**Tanya Woo****FINANCIAL SUMMARY**

Fund	2025 Increase (Decrease)	2026 Increase (Decrease)
General Fund	\$(250,000)	\$(250,000)
Total Budget Balance Effect	\$(250,000)	\$(250,000)

DESCRIPTION

This Council Budget Action (CBA) would increase appropriations to the Human Services Department (HSD) by \$250,000 GF in 2025 and \$250,000 GF in 2026 to support gender-based violence supports for survivors in the deaf and hard of hearing community. The Council has identified Abused Deaf Women's Advocacy Services for this funding and requests that the HSD Director waive the requirements of Seattle Municipal Code subsection 3.20.050.B, as authorized by subsection 3.20.050.C. This CBA would impose a proviso on \$250,000 GF in HSD in 2025 for contracted gender-based violence supports for deaf and hard of hearing survivors to be provided by Abused Deaf Women's Advocacy Services.

This Council Budget Action would impose the following proviso:

"Of the appropriations in the Human Services Department's (HSD's) 2025 general fund budget for the Gender-Based Violence Services Budget Summary Level (PO-HAS-H4500), \$250,000 appropriated solely for contracted services for gender-based violence supports for survivors in the deaf and hard of hearing community to be provided by Abused Deaf Women's Advocacy Services. The Council has identified Abused Deaf Women's Advocacy Services for this funding and requests that the HSD Director waive the requirements of Seattle Municipal Code subsection 3.20.050.B, as authorized by subsection 3.20.050.C."

This CBA worsens the projected ongoing operating deficit in the GF beginning in the 2027-2028 biennium by \$250,000.

ATTACHMENT: No

2025-2026 COUNCIL BUDGET ACTION**TRANSACTIONS - ONGOING**

Dept	BSL	BCL	Year	Revenue	Expenditure
HSD	Supporting Safe Communities	00100-BO-HS-H4000	2025		\$250,000
HSD	Supporting Safe Communities	00100-BO-HS-H4000	2026		\$250,000

2025-2026 COUNCIL BUDGET ACTION

V2

HSD-016-A

Increase HSD by \$185,000 GF (2025) and \$195,000 GF (2026) and 1.0 FTE Strategic Advisor I to scope a new community safety hub

SPONSORS

Maritza Rivera, Cathy Moore

FINANCIAL SUMMARY

Fund	2025 Increase (Decrease)	2026 Increase (Decrease)
General Fund	\$(185,000)	\$(195,000)
Total Budget Balance Effect	\$(185,000)	\$(195,000)

DESCRIPTION

This Council Budget Action (CBA) would increase appropriations to the Human Services Department (HSD) by \$185,000 GF in 2025 and \$195,000 GF in 2026 and add 1.0 FTE Strategic Advisor I to scope a new community safety hub for North Seattle.

This CBA worsens the projected ongoing operating deficit in the GF beginning in the 2027-2028 biennium by \$195,000.

ATTACHMENT: No

TRANSACTIONS - ONGOING

Dept	BSL	BCL	Year	Revenue	Expenditure
HSD	Supporting Safe Communities	00100-BO-HS-H4000	2025		\$185,000
HSD	Supporting Safe Communities	00100-BO-HS-H4000	2026		\$195,000

POSITIONS

Dept	BCL	Year	Position Title	Positions	FTE
HSD	00100-BO-HS-H4000	2025	StratAdvsr1,Human Svcs	1	1
HSD	00100-BO-HS-H4000	2026	StratAdvsr1,Human Svcs	1	1

2025-2026 COUNCIL BUDGET ACTION

V2

HSD-017-A

Increase HSD by \$500,000 GF (2025) and \$500,000 GF (2026) for contracted services with We Deliver Care

SPONSORS

Robert Kettle, Tanya Woo

FINANCIAL SUMMARY

Fund	2025 Increase (Decrease)	2026 Increase (Decrease)
General Fund	\$(500,000)	\$(500,000)
Total Budget Balance Effect	\$(500,000)	\$(500,000)

DESCRIPTION

This Council Budget Action (CBA) would increase the Human Services Department (HSD) budget by \$500,000 GF in 2025 and \$500,000 GF in 2026 for contracted public safety enhancement services along Third Avenue and in the Chinatown International District. The Council has identified We Deliver Care for this funding and requests that the HSD Director waive the requirements of Seattle Municipal Code subsection 3.20.050.B, as authorized by subsection 3.20.050.C.

This CBA worsens the projected ongoing operating deficit in the GF beginning in the 2027-2028 biennium by \$500,000.

ATTACHMENT: No

TRANSACTIONS - ONGOING

Dept	BSL	BCL	Year	Revenue	Expenditure
HSD	Supporting Safe Communities	00100-BO-HS-H4000	2025		\$500,000
HSD	Supporting Safe Communities	00100-BO-HS-H4000	2026		\$500,000

2025-2026 COUNCIL BUDGET ACTION

V1

HSD-018-A

Increase HSD by \$14,000 GF (2025) to support pre-file diversion services

SPONSORS

Sara Nelson

FINANCIAL SUMMARY

Fund	2025 Increase (Decrease)	2026 Increase (Decrease)
General Fund	\$(14,000)	\$0
Total Budget Balance Effect	\$(14,000)	\$0

DESCRIPTION

This Council Budget Action (CBA) would increase appropriations to the Human Services Department (HSD) by \$14,000 GF in 2025 (one-time) to support increased pre-file diversion services. Council has identified Unified Outreach for this funding and requests that the HSD Director waive the requirements of Seattle Municipal Code subsection 3.20.050.B, as authorized by subsection 3.20.050.C. This one-time increase to the anticipated HSD contract with Unified Outreach for \$61,000 for pre-file diversion services would bring the total funding to \$75,000 for 2025.

This CBA does not impact the projected ongoing operating GF deficit in the 2027-2028 biennium.

ATTACHMENT: No**TRANSACTIONS - ONE-TIME**

Dept	BSL	BCL	Year	Revenue	Expenditure
HSD	Supporting Safe Communities	00100-BO-HS-H4000	2025		\$14,000

2025-2026 COUNCIL BUDGET ACTION

V1

HSD-019-A

Increase HSD by \$1.5 million GF (2025) and \$1.5 million GF (2026) for programs to support Recreational Vehicle (RV) residents' transition to housing and shelter, including an RV Storage Program.

SPONSORS

Dan Strauss, Rob Saka

FINANCIAL SUMMARY

Fund	2025 Increase (Decrease)	2026 Increase (Decrease)
General Fund	\$(1,500,000)	\$(1,500,000)
Total Budget Balance Effect	\$(1,500,000)	\$(1,500,000)

DESCRIPTION

This Council Budget Action would increase proposed appropriations to the Human Services Department (HSD) by \$1.5 million in 2025 and \$1.5 million in 2026 for programs to support Recreational Vehicle (RV) residents' transition from their RVs to shelter or permanent housing, including a program to temporarily store RVs while residents transition to shelter or housing. This CBA worsens the projected ongoing operating deficit in the GF beginning in the 2027-2028 biennium by \$1.5 million.

ATTACHMENT: No

TRANSACTIONS - ONGOING

Dept	BSL	BCL	Year	Revenue	Expenditure
HSD	Addressing Homelessness	00100-BO-HS-H3000	2025		\$1,500,000
HSD	Addressing Homelessness	00100-BO-HS-H3000	2026		\$1,500,000



2025-2026 COUNCIL BUDGET ACTION

V2

HSD-021-A

Increase HSD by \$110,000 GF (2025) and \$110,000 GF (2026) to provide technical assistance to community organizations supporting communities of color, and impose a proviso

SPONSORS

Tammy Morales

FINANCIAL SUMMARY

Fund	2025 Increase (Decrease)	2026 Increase (Decrease)
General Fund	\$(110,000)	\$(110,000)
Total Budget Balance Effect	\$(110,000)	\$(110,000)

DESCRIPTION

This Council Budget Action (CBA) would increase appropriations to the Human Services Department (HSD) by \$110,000 GF in 2025 and \$110,000 GF in 2026 for technical assistance to community organizations that support communities of color, low-income communities, immigrants and refugees, and other marginalized people. Council has identified the organization Communities Rise for this funding and requests that the HSD Director waive the requirements of subsection 3.20.050.B, as authorized by subsection 3.20.050.C.

The 2025-2026 Proposed Budget eliminated \$215,000 in funding to Communities Rise for this purpose. This CBA partially restores that amount. This CBA worsens the projected ongoing operating deficit in the GF beginning in the 2027-2028 biennium by \$110,000.

This Council Budget Action would impose the following proviso:

“Of the appropriations in the Human Services Department's 2025 budget, \$110,000 General Fund is appropriated solely for technical assistance to community organizations supporting communities of color, low-income communities, immigrants and refugees, and other marginalized people who live or work in Seattle, and may be spent for no other purpose.”

ATTACHMENT: No



2025-2026 COUNCIL BUDGET ACTION

TRANSACTIONS - ONGOING

Dept	BSL	BCL	Year	Revenue	Expenditure
HSD	Preparing Youth for Success	00100-BO-HS-H2000	2025		\$110,000
HSD	Preparing Youth for Success	00100-BO-HS-H2000	2026		\$110,000

2025-2026 COUNCIL BUDGET ACTION

V2

HSD-022-A

Increase HSD by \$52,000 (GF) 2025 and \$52,000 GF (2026) to support legal services for adults and families receiving adverse benefit decisions

SPONSORS**Budget Committee****FINANCIAL SUMMARY**

Fund	2025 Increase (Decrease)	2026 Increase (Decrease)
General Fund	\$(51,897)	\$(51,897)
Total Budget Balance Effect	\$(51,897)	\$(51,897)

DESCRIPTION

This Council Budget Action (CBA) would increase appropriations to the Human Services Department (HSD) by \$52,000 GF in 2025 and \$52,000 GF in 2026 to provide direct legal representation, advice and counsel to single adults and families who have received an adverse decision regarding denial, termination, reduction or overpayment of state public assistance. Council has identified Solid Ground for this funding and requests that the HSD Director waive the requirements of subsection 3.20.050.B, as authorized by subsection 3.20.050.C.

The 2025-2026 Proposed Budget eliminated \$50,000 in funding to Solid Ground for legal services for adults receiving an adverse benefit decision. This CBA fully restores that amount, and provides a 4.4 percent inflationary adjustment over the 2024 contract amount that would have been applied had this funding remained in HSD's proposed 2025-2026 base budget.

This CBA worsens the projected ongoing operating deficit in the GF beginning in the 2027-2028 biennium by \$52,000, as it uses one-time resources to fund an ongoing investment.

ATTACHMENT: No**TRANSACTIONS - ONGOING**

Dept	BSL	BCL	Year	Revenue	Expenditure
HSD	Supporting Affordability and Livability	00100-BO-HS-H1000	2025		\$51,897
HSD	Supporting Affordability and Livability	00100-BO-HS-H1000	2026		\$51,897

2025 COUNCIL BUDGET ACTION

V1

HSD-024-A

Proviso \$350,000 in HSD for a seasonal winter weather shelter in District 5

SPONSORS

Cathy Moore, Sara Nelson, Tanya Woo

DESCRIPTION

This Council Budget Amendment would impose a proviso of \$350,000 on the Human Services Department (HSD) for purposes of funding a seasonal winter shelter in District 5. Council's intent is that King County Regional Homelessness Authority (KCRHA) underspend from its 2024 Master Services Agreement with HSD be utilized for this CBA.

KCRHA would administer this funding and should seek proposals in a manner that allowed for timely opening of the shelter in winter 2025. Funding should be used for proposals that meet the following criteria: 1) a seasonal weather shelter open continuously during winter months (ideally from November - March); 2) at a facility with capacity to also be used as an enhance day shelter; and 3) with a provider that has demonstrated expertise with coordinated entry into permanent housing, such as Lake City Partners.

During severe winter weather (such as extreme cold or snow) KCRHA partners with the City to open temporary severe weather shelters at City Hall and the Seattle Center. These severe weather shelters are usually open for a period of a few days to a week and close once the severe weather event is over. There are currently no severe weather shelters available in North Seattle. There are no seasonal weather shelters, open continuously during the winter months, anywhere in Seattle. KCRHA anticipates utilizing \$900,000 annually in 2025 and 2026 for purposes of responding to severe weather events, including severe winter weather, severe heat and poor air quality due to smoke.

This CBA would impose the following proviso:

"Of the appropriations in the Human Service Department's budget for Addressing Homelessness (HSD - BO-HS-H3000 - Addressing Homelessness), \$350,000 is appropriated solely for a seasonal winter weather shelter, open continuously through the winter, in District 5. This proviso will be removed if HSD provides a report to the Chair of the Housing and Human Services Committee demonstrating this CBA has been funded by another source, such as 2024 KCRHA underspend."

ATTACHMENT: No

2025-2026 COUNCIL BUDGET ACTION

V1

HSD-026-B

Increase HSD by \$470,000 GF (2025) and \$470,000 GF (2026) for recovery support services

SPONSORS

Sara Nelson, Maritza Rivera, Cathy Moore

FINANCIAL SUMMARY

Fund	2025 Increase (Decrease)	2026 Increase (Decrease)
General Fund	\$(470,000)	\$(470,000)
Total Budget Balance Effect	\$(470,000)	\$(470,000)

DESCRIPTION

This Council Budget Action (CBA) would increase appropriations in the Human Services Department (HSD) by \$470,000 GF in 2025 and \$470,000 GF in 2026 to support recovery support services by one or more providers for individuals with severe opioid use disorder. The services could include, but are not limited to, contingency management, access to on-demand Medication for Opioid Use Disorder (MOUD) treatment, such as mobile telehealth consultations for Sublocade, and peer navigation training. This CBA would replace HSD-026-A that was in the Chair's Balancing Package.

Contingency management is an evidence-based treatment method administered by substance use disorder (SUD) professionals that incentivizes sobriety through small rewards. One step in the recovery process could be for participants to utilize medication assisted treatment, which could include methadone, buprenorphine, or Sublocade, long-acting form of buprenorphine. Peer navigators, people who have been successful in the recovery process, can help others experiencing similar situations and can effectively extend the reach of treatment beyond the clinical setting into the everyday environment. The 2025-2026 Proposed Budget also funds a variety of opioid-related activities with approximately \$1.9 million annually in opioid lawsuit settlement funds.

This CBA worsens the projected ongoing operating deficit in the GF beginning in the 2027-2028 biennium by \$470,000.

ATTACHMENT: No

2025-2026 COUNCIL BUDGET ACTION**TRANSACTIONS - ONGOING**

Dept	BSL	BCL	Year	Revenue	Expenditure
HSD	Promoting Public Health	00100-BO-HS-H7000	2025		\$470,000
HSD	Promoting Public Health	00100-BO-HS-H7000	2026		\$470,000

2025-2026 COUNCIL BUDGET ACTION

V2

HSD-027-A

Proviso \$2 million GF in HSD for supports for commercial sexual exploitation

SPONSORS

Cathy Moore, Maritza Rivera, Tanya Woo

FINANCIAL SUMMARY

Fund	2025 Increase (Decrease)	2026 Increase (Decrease)
General Fund	\$0	\$0
Total Budget Balance Effect	\$0	\$0

DESCRIPTION

This Council Budget Action (CBA) would impose a proviso on \$2,000,000 GF in the Human Services Department (HSD) for:

- 1) 1.0 FTE commercial sexual exploitation (CSE) Victim Advocate in HSD to partner with the Seattle Police Department (SPD) on diversion to direct services and supports and coordinate CSE work between SPD and community-based CSE service providers contracting to partner with SPD on diversion to direct services and supports for persons being commercially sexually exploited;
- 2) appropriate emergency assistance funds for CSE work by HSD CSE victim advocates and community-based service providers who are working in partnership with SPD on diversion to direct services and supports;
- 3) contract(s) with community-based advocates to provide supports for persons being commercially sexually exploited, to include collaboration with SPD on diversion supports and services;
- 4) contract(s) to provide immediate bed expansion with existing 'receiving center'(s) for persons who are being commercially sexually exploited;
- 5) contract(s) to establish a new 'receiving center' for persons who are being commercially sexually exploited.

It is the intent of the Council that, to the greatest extent possible:

- 1) procurement of funding subject to this proviso shall be conducted on an expedited basis to provide additional CSE supports as soon as is reasonably possible within existing HSD procurement policies;
- 2) contracts with community-based CSE advocates will ensure that they are available around the clock to provide survivor supports and collaborate with SPD, and organizations awarded funding for this purpose have experience working with law enforcement on diversion services and provision of CSE supports; and,
- 3) receiving centers funded through this source will be accessible around the clock.

2025-2026 COUNCIL BUDGET ACTION

This Council Budget Action would impose the following proviso:

"Of the appropriations in the Human Services Department's (HSD's) 2025 general fund budget, \$2.0 million is appropriated solely for the following purposes:

- 1) 1.0 FTE commercial sexual exploitation (CSE) Victim Advocate in HSD to partner with the Seattle Police Department (SPD) on diversion to direct services and supports and coordinate CSE work between SPD and community-based CSE service providers contracting to partner with SPD on diversion to direct services and supports for persons being commercially sexually exploited;
- 2) appropriate emergency assistance funds for CSE work by HSD CSE victim advocates and community-based service providers who are working in partnership with SPD on diversion to direct services and supports;
- 3) contract(s) with community-based advocates to provide supports for persons being commercially sexually exploited, to include collaboration with SPD on diversion supports and services;
- 4) contract(s) to provide immediate bed expansion with existing 'receiving center'(s) for persons who are being commercially sexually exploited;
- 5) contract(s) to establish a new 'receiving center' for persons who are being commercially sexually exploited.

It is the intent of the Council that, to the greatest extent possible:

- 1) procurement of funding subject to this proviso shall be conducted on an expedited basis to provide additional CSE supports as soon as is reasonably possible within existing HSD procurement policies;
- 2) contracts with community-based CSE advocates will ensure that they are available around the clock to provide survivor supports and collaborate with SPD, and organizations awarded funding for this purpose have experience working with law enforcement on diversion services and provision of CSE supports; and,
- 3) receiving centers funded through this source will be accessible around the clock."

ATTACHMENT: No

2025-2026 COUNCIL BUDGET ACTION

V2

HSD-028-A

Increase HSD by \$250,000 GF (2025) and \$250,000 GF (2026) for culturally-specific services for Latinx survivors of gender-based violence, and impose a proviso

SPONSORS

Tammy Morales

FINANCIAL SUMMARY

Fund	2025 Increase (Decrease)	2026 Increase (Decrease)
General Fund	\$(250,000)	\$(250,000)
Total Budget Balance Effect	\$(250,000)	\$(250,000)

DESCRIPTION

This Council Budget Action (CBA) increases the Human Services Department (HSD) by \$250,000 GF in 2025 and \$250,000 GF in 2026 for culturally-specific services to address gender-based violence in Latinx and/or Spanish-speaking communities. The Council has identified Consejo Counseling and Referral Services for this funding and requests that the HSD Director waive the requirements of Seattle Municipal Code subsection 3.20.050.B, as authorized by subsection 3.20.050.C. This CBA imposes a proviso on \$250,000 GF in 2025 for contracted services with Consejo Counseling and Referral Services for culturally and linguistically-appropriate services to address gender-based violence in the Latinx community.

This Council Budget Action would impose the following proviso:

"Of the appropriations in the Human Services Department's (HSD's) 2025 budget for the Gender-Based Violence Services Budget Summary Level (PO-HAS-H4500), \$250,000 is appropriated solely for contracted culturally-specific services to address gender-based violence in Latinx and/or Spanish-speaking communities to be provided by Consejo Counseling and Referral Services. The Council has identified Consejo Counseling and Referral Services for this funding and requests that the HSD Director waive the requirements of Seattle Municipal Code subsection 3.20.050.B, as authorized by subsection 3.20.050.C."

This CBA worsens the projected ongoing operating deficit in the GF beginning in the 2027-2028 biennium by \$250,000.

ATTACHMENT: No

2025-2026 COUNCIL BUDGET ACTION**TRANSACTIONS - ONGOING**

Dept	BSL	BCL	Year	Revenue	Expenditure
HSD	Supporting Safe Communities	00100-BO-HS-H4000	2025		\$250,000
HSD	Supporting Safe Communities	00100-BO-HS-H4000	2026		\$250,000

2025 STATEMENT OF LEGISLATIVE INTENT

V2

HSD-031S-A

Request that HSD report on sobering center needs

SPONSORS

Maritza Rivera, Sara Nelson

DESCRIPTION

This Statement of Legislative Intent (SLI) would request that the Human Services Department (HSD) report on various dimensions of a potential future sobering center in Seattle. The report shall include:

- A data-informed recommendation about best-practices for the design and operation of a sobering center;
- Analysis of the feasibility of such a sobering center being used to address individuals arrested under Seattle's drug possession laws; this analysis should include an evaluation of the number of individuals who would need to be sent to a sobering facility, and the feasibility for such a facility to be secure; that evaluation should include collaboration with Seattle Police Department where appropriate;
- Discussion of HSD's involvement in the Seattle-based sobering center being planned by King County; and,
- Analysis of any opportunity to use the King County sobering center to meet Seattle's needs.

Sobering centers serve people experiencing homelessness or housing precarity by providing them an indoor place to rest, typically overnight. Many shelters will not accept individuals who are or who seem intoxicated, who may be incontinent due to intoxication, or who may become argumentative or aggressive when they become sober. Individuals may also have other behavioral-health issues with symptoms that shelter operators mistakenly associate with intoxication or substance use disorder (SUD). Sobering centers can be a last-resort indoor place of refuge for individuals facing a complex set of challenges.

Individuals who are severely intoxicated cannot give informed consent to connection with SUD treatment resources, which could include assignment to a case manager, medication-assisted treatment (MAT) such as buprenorphine administration, and entry into inpatient treatment. When an individual regains sufficient sobriety to give informed consent while at a sobering center, an opportunity is created to connect that individual not only with needed treatment but with additional assistive resources.

The Dutch Shisler Sobering Center ("KC Sobering Center"), which was funded by King County and operated through a contract with Pioneer Human Services, left its longtime rented Boren Avenue location in 2019 when the building was sold. At that time, the KC Sobering Center served over 1,500 per year, providing health-supervised shelter for up to 80 individuals per night. Following the Center's closure at that location, King County briefly secured sequential temporary locations for its operation, but at this time there is no permanent sobering center operating in Seattle. Without a sobering center, first responders sometimes transport individuals to hospital Emergency Departments to rest and recover overnight. In 2021 King County expressed intent to direct \$3.8 million in COVID-19 federal

2025 STATEMENT OF LEGISLATIVE INTENT

funding to establish a new sobering center in Seattle. King County Department of Community and Human Services (DCHS) has indicated that as of late October, 2024 they are in final stages of review of a proposal to site a new sobering center in Seattle. DCHS has stated that they are coordinating with HSD and the Mayor's office on these plans and anticipate the center opening in 2025.

The report should be submitted to the Housing and Human Services Committee and the Central Staff Director by June 30, 2025.

Responsible Council Committee(s): Housing and Human Services

DUE DATE: June 30, 2025

2025-2026 COUNCIL BUDGET ACTION

V1

HSD-032-A

Increase HSD by \$319,000 GF (2025) and \$330,000 GF (2026) and 2.0 FTE for Mobile Integrated Health team expansion

SPONSORS

Dan Strauss, Rob Saka, Robert Kettle

FINANCIAL SUMMARY

Fund	2025 Increase (Decrease)	2026 Increase (Decrease)
General Fund	\$(319,000)	\$(330,000)
Total Budget Balance Effect	\$(319,000)	\$(330,000)

DESCRIPTION

This Council Budget Action (CBA) increases appropriations to the Human Services Department by \$319,000 GF in 2025 and \$330,000 GF in 2026 and 2.0 FTE Senior Counselors to support expansion of the Mobile Integrated Health (MIH) team. This expansion of the MIH program will increase service delivery, expand operational hours, and add new lines of capacity for the team. This new investment would add an additional team to the Post Overdose Team (H99) to conduct patient follow-up and recovery system navigation. This is funded by a reserve set aside for this purpose by the Executive.

This CBA worsens the projected ongoing operating deficit in the GF beginning in the 2027-2028 biennium by \$\$330,000.

ATTACHMENT: No

TRANSACTIONS - ONGOING

Dept	BSL	BCL	Year	Revenue	Expenditure
HSD	Promoting Public Health	00100-BO-HS-H7000	2025		\$319,000
HSD	Promoting Public Health	00100-BO-HS-H7000	2026		\$330,000

POSITIONS

Dept	BCL	Year	Position Title	Positions	FTE
HSD	00100-BO-HS-H7000	2025	CounsIrr,Sr	2	2
HSD	00100-BO-HS-H7000	2026	CounsIrr,Sr	2	2



2025-2026 COUNCIL BUDGET ACTION

V1

HSD-036-B

Increase HSD by \$70,000 GF (2025) for contracted services to We Deliver Care and reduce CBO by \$70,000 GF (2025) for Payroll Expense Tax evaluation

SPONSORS

Tanya Woo

FINANCIAL SUMMARY

Fund	2025 Increase (Decrease)	2026 Increase (Decrease)
General Fund	\$0	\$0
Total Budget Balance Effect	\$0	\$0

DESCRIPTION

This Council Budget Action (CBA) would increase the Human Services Department (HSD) budget by \$70,000 GF in 2025 (one-time) for contracted public safety improvement services in the Little Saigon area of the Chinatown International District neighborhood. The Council has identified We Deliver Care for this funding and requests that the HSD Director waive the requirements of Seattle Municipal Code subsection 3.20.050.B, as authorized by subsection 3.20.050.C. This CBA would decrease the City Budget Office (CBO) budget by \$70,000 GF in 2025 by reducing funding intended for an evaluation of the JumpStart Payroll Expense Tax (PET).

ATTACHMENT: No

TRANSACTIONS - ONE-TIME

Dept	BSL	BCL	Year	Revenue	Expenditure
CBO	City Budget Office	00100-BO-CB-CZ000	2025		\$(70,000)
HSD	Supporting Safe Communities	00100-BO-HS-H4000	2025		\$70,000

2025-2026 COUNCIL BUDGET ACTION

V2

HSD-037-A

Increase HSD by \$1.0 million GF (2025) for Chinatown-International District public safety efforts

SPONSORS

Tanya Woo, Dan Strauss, Robert Kettle

FINANCIAL SUMMARY

Fund	2025 Increase (Decrease)	2026 Increase (Decrease)
General Fund	\$(1,000,000)	\$0
Total Budget Balance Effect	\$(1,000,000)	\$0

DESCRIPTION

This Council Budget Action (CBA) would increase proposed appropriations to the Human Services Department (HSD) budget by \$1.0 million GF in 2025 (one-time) to support public safety improvement efforts in the Chinatown International District (CID) neighborhood as follows:

- 1) The Council has identified We Deliver Care for \$500,000 of this funding and requests that the HSD Director waive the requirements of Seattle Municipal Code subsection 3.20.050.B, as authorized by subsection 3.20.050.C. The Council intends funding to be provided to We Deliver Care to support contracted public safety improvement services in the Little Saigon areas of the CID including de-escalation and incident stabilization, overdose reversal interventions, services referrals, and supports to local businesses with public safety concerns; and,
- 2) The Council intends, to the greatest extent possible, for \$500,000 to be procured to one or more community-based organization(s) for public safety engagement efforts in the CID, with a focus on de-escalation and other public safety enhancement efforts to mitigate safety concerns for CID seniors commuting, and youth and travelling to school in the CID, to be provided by organizations such as the International District Emergency Center and/or We Deliver Care.

This CBA does not impact the projected ongoing operating GF deficit in the 2027-2028 biennium.

ATTACHMENT: No

2025-2026 COUNCIL BUDGET ACTION**TRANSACTIONS - ONE-TIME**

Dept	BSL	BCL	Year	Revenue	Expenditure
HSD	Supporting Safe Communities	00100-BO-HS-H4000	2025		\$1,000,000

2025 STATEMENT OF LEGISLATIVE INTENT

V1

HSD-038S-A

Request that the HSD report on a landscape analysis and an implementation plan for addressing gun violence in Seattle schools

SPONSORS

Sara Nelson, Maritza Rivera, Cathy Moore

DESCRIPTION

This Statement of Legislative Intent (SLI) would request that the Human Services Department (HSD) report on a landscape analysis and an implementation plan for addressing gun violence in Seattle schools.

In response to recent gun violence in Seattle schools, the 2025-2026 Proposed Budget includes \$4.25 million and 1.0 FTE to support school-based violence intervention specialists, expand safe passage for students and send seniors on a field trip to a family resource fund for those participating in case management. Seattle Public Schools has also made additional investments in public safety, such as hiring a new executive director of safety and security. According to HSD, the City's investments will be deployed at 11 pilot schools, chosen based on a multi-departmental collaboration led by the Mayor's Office, with reference to data from the Seattle Police Department (SPD), Seattle Public Schools (SPS), and the Office of the Superintendent of Public Instruction (OSPI). HSD will lead work on developing contracts to distribute funding to the schools. Ongoing meetings between HSD, SPS, and potential providers are informing the scale of resources needed at each school for various strategies.

This SLI is intended to provide transparency and clarity on City investments addressing gun violence in Seattle schools, including the interrelationship of the proposed new investment and the Seattle Community Safety Initiative or other current City programs that address gun violence in schools, and the basis for proposed additional investment in any currently funded program area. The report should include, but not be limited to, the following:

1. A landscape analysis that provides:
 - a. An overview of efforts and investments at the local, regional, state, and federal levels that address gun violence in Seattle schools.
 - b. An overview of comparable jurisdictions' strategies to address gun violence in schools, and any lessons learned from other jurisdictions that are being applied to the proposed new investments.
 - c. A review of City programs, investments, or policies, both past and present, related to addressing gun violence in schools, and an analysis about impact or, at a minimum, lessons learned that are being applied to the proposed new investment.

2025 STATEMENT OF LEGISLATIVE INTENT

2. An implementation plan, financial plan, and additional program information for the proposed new investment addressing gun violence in Seattle schools, which includes but is not limited to:
- a. Specific activities to be funded by the investments
 - b. A breakdown of anticipated costs for those activities
 - c. Anticipated program deliverables and outcomes;
 - d. Performance metrics that will be used to evaluate the initiative's effectiveness; and
 - e. The process by which HSD will coordinate with other departments, jurisdictions, and agencies in implementing and evaluating these investments.

Responsible Council Committee(s): Housing and Human Services

DUE DATE: May 30, 2025

2025-2026 COUNCIL BUDGET ACTION

V1

HSD-039-A

Increase HSD by \$527,000 JumpStart Fund (2025) and \$527,000 JumpStart Fund (2026) for homelessness prevention services and decrease SDCI by \$527,000 JumpStart Fund (2025) and \$527,000 JumpStart Fund (2026) for tenant services

SPONSORS

Cathy Moore, Maritza Rivera, Sara Nelson

FINANCIAL SUMMARY

Fund	2025 Increase (Decrease)	2026 Increase (Decrease)
General Fund	\$0	\$0
Other Funds	\$0	\$0
Total Budget Balance Effect	\$0	\$0

DESCRIPTION

This Council Budget Action (CBA) would increase proposed appropriations to the Human Services Department (HSD) by \$527,000 JumpStart Fund in 2025 and \$527,000 JumpStart Fund in 2026 and decrease appropriations to the Seattle Department of Construction and Inspections (SDCI) by \$527,000 JumpStart Fund in 2025 and \$527,000 JumpStart Fund in 2026. This would transfer funds from SDCI to HSD.

The 2025-2026 Proposed Budget would appropriate \$1.76 million to SDCI for tenant services, of which \$527,000 would be used for rent arrears through contracts with organizations that provide eviction legal defense. This action transfers the rent arrears appropriation to HSD to cover rent arrears with the intent that disbursement be made upon notification of eviction settlement and upon the household remaining housed.

ATTACHMENT: No

TRANSACTIONS - ONGOING

Dept	BSL	BCL	Year	Revenue	Expenditure
HSD	Addressing Homelessness	16200-BO-HS-H3000	2025		\$527,000
SDCI	Compliance	14500-BO-CI-U2400	2025		\$(527,000)
HSD	Addressing Homelessness	16200-BO-HS-H3000	2026		\$527,000
SDCI	Compliance	14500-BO-CI-U2400	2026		\$(527,000)



2025 STATEMENT OF LEGISLATIVE INTENT

V2

HSD-040S-A

Request that HSD and SDCI report on how best to distribute rental assistance to ensure maximum distribution to households at risk of homelessness or eviction or currently homeless or in eviction proceedings

SPONSORS

Cathy Moore, Tammy Morales, Robert Kettle

DESCRIPTION



2025 STATEMENT OF LEGISLATIVE INTENT

This Statement of Legislative Intent (SLI) would request that prior to issuing a Request for Proposals (RFP) for Homelessness Prevention services that the Human Services Department (HSD) and the Seattle Department of Construction and Inspections (SDCI) submit a report to the Council with the following information:

- A description of research on best practices regarding identifying and targeting households most at risk for homelessness for prophylactic as well as immediate need rental assistance.
- An explanation of how the approach in the RFP incorporates identified best practices.
- The results of a racial equity toolkit regarding deployment of rental assistance, which should include an analysis of the costs and benefits of deploying rental assistance through multiple community-based organizations (CBOs) as compared to a single large organization, such as United Way. The analysis should include potential strategies to have a single organization administer funding while preserving access to rental assistance funding for communities served by CBOs.
- A description of outcome data that will be collected for organizations receiving rental assistance funds.
- A timeline for releasing the RFP.

Background: Homeless prevention contracts were transferred to the King County Regional Homelessness in 2022, along with other homeless service contracts. In mid-2024, the Executive announced that the contracts would be transitioned back to HSD, beginning in fall of the same year. Currently, HSD contracts with eleven community-based organizations for rental assistance. In 2025, the total annual contract amounts are anticipated to be \$4.6 million, with \$2.4 million from the general fund and \$2.2 million from the Housing Levy (another approximately \$200,000 of Housing Levy dollars is used to cover administrative costs associated with deploying the funds). Additionally, HSD will receive investment earnings from the Housing Levy Rental Production and Preservation fund balances that must be used as rental assistance, as required in the Housing Levy Administrative and Financial (A&F Plan) Plan adopted by Council in 2024.

The A&F Plan also provides the requirements for eligible households and use of funds for any homelessness prevention services funded by the Housing Levy. Eligible uses include rent payments, rent or utility arrears and security deposits.

Responsible Council Committee(s): Housing and Human Services

DUE DATE: June 30, 2025

2025-2026 COUNCIL BUDGET ACTION

V1

HSD-041-A

Increase HSD by \$3.3 million JumpStart Fund (2025) for rental assistance

SPONSORS

Cathy Moore, Rob Saka, Tammy Morales

FINANCIAL SUMMARY

Fund	2025 Increase (Decrease)	2026 Increase (Decrease)
General Fund	\$0	\$0
Other Funds	\$(3,300,000)	\$0
Total Budget Balance Effect	\$(3,300,000)	\$0

DESCRIPTION

This Council Budget Action (CBA) would increase proposed appropriation to the Human Services Department (HSD) by \$3.3 million JumpStart Fund in 2025 (one-time) for homelessness prevention through rental assistance.

In 2025, the total annual contract amounts for rental assistance are anticipated to be \$4.6 million. Additionally, HSD will receive investment earnings from the Housing Levy Rental Production and Preservation fund balances that must be used as rental assistance, as required in the Housing Levy Administrative and Financial (A&F Plan) Plan adopted by Council in 2024. That amount is anticipated to be \$1.9 million in 2025 (see HSD-001-A-1). With this CBA total appropriations for rental assistance in 2025 would be \$10 million.

Funding for this proposal would be drawn from fund balance in the JumpStart Fund. This fund balance is a one-time revenue source. This one-time spending will not impact the long-term sustainability of the JumpStart Fund in the future but will reduce the near-term fund balance. In addition, using the available fund balance for current needs means that it will not be available to address a situation in which JumpStart revenues fall short of forecast, or to address the year-to-year growth in costs associated with programs and services funded by JumpStart revenues. These were the specific purposes for which the Executive had designated the available fund balance.

ATTACHMENT: No**TRANSACTIONS - ONE-TIME**

Dept	BSL	BCL	Year	Revenue	Expenditure
HSD	Addressing Homelessness	14500-BO-HS-H3000	2025		\$3,300,000



2025-2026 COUNCIL BUDGET ACTION

V1

HSD-044-A

Increase HSD by \$450,000 for purchase of a mobile medication unit and reduce CBO by \$30,000 GF (2025) for Payroll Expense Tax evaluation

SPONSORS

Sara Nelson, Tanya Woo

FINANCIAL SUMMARY

Fund	2025 Increase (Decrease)	2026 Increase (Decrease)
General Fund	\$(420,000)	\$0
Total Budget Balance Effect	\$(420,000)	\$0

DESCRIPTION

This Council Budget Amendment would increase appropriations to the Human Services Department (HSD) by \$450,000 GF in 2025 (one-time) for the purchase of a mobile medication unit serving neighborhoods that are significantly impacted by substance abuse disorder, such as 3rd Avenue around Pike Street and Pine Street and Little Saigon. Council has identified Evergreen Treatment Services (ETS) for this funding and requests that the HSD Director waive the requirements of subsection 3.20.050.B, as authorized by subsection 3.20.050.C.

Costs include the purchase of the mobile unit, medication pumps, IT equipment and installation of an alarm and camera system. Of the funding for this CBA, \$420,000 comes from GF that became available during the Council's deliberations on the balancing package and \$30,000 comes from funding allocated in the 2025-2026 Proposed Budget for Payroll Expense Tax evaluation (see also HSD-036-B-1).

This CBA does not impact the projected ongoing operating GF deficit in the 2027-2028 biennium.

ATTACHMENT: No



2025-2026 COUNCIL BUDGET ACTION

TRANSACTIONS - ONE-TIME

Dept	BSL	BCL	Year	Revenue	Expenditure
CBO	City Budget Office	00100-BO-CB-CZ000	2025		\$(30,000)
HSD	Promoting Public Health	00100-BO-HS-H7000	2025		\$450,000

2025-2026 COUNCIL BUDGET ACTION

V1

ITD-001-A

Increase Seattle IT by \$1.6 million GF (2025) and \$1.6 million GF (2026) and 6.0 FTE to restore Seattle Channel operations, and increase \$100,000 GF (2025) and \$100,000 GF (2026) for the Seattle Channel Maintenance and Upgrade CIP project

SPONSORS**Budget Committee****FINANCIAL SUMMARY**

Fund	2025 Increase (Decrease)	2026 Increase (Decrease)
General Fund	\$(1,701,206)	\$(1,748,899)
Other Funds	\$0	\$0
Total Budget Balance Effect	\$(1,701,206)	\$(1,748,899)

DESCRIPTION

This Council Budget Action (CBA) would increase appropriations to Seattle Information Technology (Seattle IT) by \$1.6 million GF in 2025 and \$1.6 million GF in 2026, and add 6.0 FTE positions to restore operations and non-governmental programming for the Seattle Channel. This CBA would also increase \$100,000 GF in 2025 and \$100,000 GF in 2026 for the Seattle Channel Maintenance and Upgrade (MC-IT-C4400) Capital Improvement Program (CIP) project which is used to maintain, replace, and upgrade technical and production systems.

The operations and activities of the Seattle Channel are funded by revenues raised from franchise fees assessed on cable providers' gross revenues. In recent years, cable franchise fee revenues have been declining, and they are projected to continue declining in future years. In recognition of this decline, the 2025-2026 Proposed Budget would make reductions to the Seattle Channel's staffing and budget. The proposed budget would reduce the operating budget from approximately \$3.2 million in 2024 to about \$1.7 million in 2025, and it would reduce staffing from 13.0 FTE in 2024 to 7.0 FTE in 2025. Although this is a reduction of 6.0 FTE, the proposal would impact seven City employees due to a job-sharing arrangement for one of the positions. The proposed budget would also zero out funding for the Seattle Channel Maintenance and Upgrade CIP project, which was projected to have a budget of around \$400,000 annually.

This CBA would fully restore the operating budget and staffing for the Seattle Channel in 2025 and 2026 to allow for the continuation of the station's full array of governmental and non-governmental programming. The CBA would also partially restore funding for the Seattle Channel's CIP project.

The one-time spending in this CBA does not impact the projected ongoing operating GF deficit in the 2027-2028 biennium.

2025-2026 COUNCIL BUDGET ACTION

ATTACHMENT: Yes

TRANSACTIONS - ONE-TIME

Dept	BSL	BCL	Year	Revenue	Expenditure
FG	Appropriation to Special Funds	00100-BO-FG-2QA00	2025		\$1,701,206
ITD	Capital Improvement Projects	50410-BC-IT-C0700	2025		\$100,000
ITD	Frontline Services and Workplace	50410-BO-IT-D0400	2025	\$1,701,206	\$1,601,206
FG	Appropriation to Special Funds	00100-BO-FG-2QA00	2026		\$1,748,899
ITD	Capital Improvement Projects	50410-BC-IT-C0700	2026		\$100,000
ITD	Frontline Services and Workplace	50410-BO-IT-D0400	2026	\$1,748,899	\$1,648,899

POSITIONS

Dept	BCL	Year	Position Title	Positions	FTE
ITD	50410-BO-IT-D0400	2025	Info Technol Prof B-BU	1	1
ITD	50410-BO-IT-D0400	2025	StratAdvsr2,CSPI&P	1	1
ITD	50410-BO-IT-D0400	2025	StratAdvsr2,Exempt	1	1
ITD	50410-BO-IT-D0400	2025	Video Spec II	3	3
ITD	50410-BO-IT-D0400	2026	Info Technol Prof B-BU	1	1
ITD	50410-BO-IT-D0400	2026	StratAdvsr2,CSPI&P	1	1
ITD	50410-BO-IT-D0400	2026	StratAdvsr2,Exempt	1	1
ITD	50410-BO-IT-D0400	2026	Video Spec II	3	3

Seattle Channel Maintenance and Upgrade

Project No:	MC-IT-C4400	BSL Code:	BC-IT-C0700
Project Type:	Ongoing	BSL Name:	Capital Improvement Projects
Project Category:	New Investment	Location:	600 4th AVE
Current Project Stage:	N/A	Council District:	Council District 7
Start/End Date:	N/A	Neighborhood District:	Downtown
Total Project Cost:	N/A	Urban Village:	Downtown

This ongoing project provides funds to maintain, replace, and upgrade the cablecasting and production systems for the Seattle Channel.

Resources	LTD Actuals	2024 Revised	2025	2026	2027	2028	2029	2030	Total
Internal Service Fees and Allocations, Outside Funding Partners	4,113	574	<u>100</u>	<u>100</u>	-	-	-	-	4,687 <u>4,887</u>
Total:	4,113	574	<u>100</u>	<u>100</u>	-	-	-	-	4,687 <u>4,887</u>

Fund Appropriations / Allocations *	LTD Actuals	2024 Revised	2025	2026	2027	2028	2029	2030	Total
Information Technology Fund	4,113	574	<u>100</u>	<u>100</u>	-	-	-	-	4,687 <u>4,887</u>
Total:	4,113	574	<u>100</u>	<u>100</u>	-	-	-	-	4,687 <u>4,887</u>

O&M Impacts: This CIP project represents ongoing capital purchases to support our operating shared services projects. Ongoing impacts are built into Seattle IT's budget.

2025 STATEMENT OF LEGISLATIVE INTENT

V1

ITD-002S-A

Request that the Executive collaborate with the City Council to establish an advisory workgroup to explore alternative financing and operating models for the Seattle Channel to ensure its long-term sustainability

SPONSORS

Dan Strauss

DESCRIPTION

This Statement of Legislative Intent (SLI) requests that the Executive collaborate with the City Council to establish an advisory workgroup to explore alternative financing and operating models for the Seattle Channel in recognition of declining cable franchise fee revenues.

In 1997, responsibility for the City's municipal television station moved from the Seattle Public Library to the City's technology group that would later become Seattle Information Technology (Seattle IT). In early 2001, Mayor Paul Schell and Councilmember Jim Compton created the Seattle Commission on Electronic Communication that was charged with developing a short-term and long-term vision and direction for the City of Seattle's television station and website in order to increase public awareness, understanding, and participation in government, community, and cultural affairs. The fourteen-member volunteer Commission was composed of experts from local for-profit and non-profit media, the University of Washington, and local area technology companies. The Commission held meetings every two weeks over a six-month period and delivered its final report containing thirty-one recommendations for the future of the City's television station and website in December 2001. In 2002, the City's television station relaunched under the Seattle Channel moniker with a new mission to inform and engage Seattleites in the governmental, civic, and cultural affairs of the city.

The operations and activities of the Seattle Channel are funded by revenues raised from franchise fees assessed on cable television providers' gross revenues. Cable franchise fees have been declining for a number of years, likely due to customers switching away from traditional cable television service towards streaming options. Similar to the reimagining that occurred in 2001, this financing challenge presents an opportunity for the City to utilize outside experts to ensure the long-term sustainability of the Seattle Channel and its robust array of award-winning programming.

This SLI expresses the Council's commitment to work with the Executive to establish a Seattle Channel Advisory Workgroup that will assist in charting the next era in the evolution of the Seattle Channel. The Council intends the Workgroup to be composed of members with professional or research experience associated with the media, arts, finance, or news industries. The Chair of the Finance, Native Communities & Tribal Governments Committee (Finance Committee) in consultation with the Chair of the Parks, Public Utilities, and Technology Committee will work with the Mayor to select Workgroup members and to facilitate regularly occurring meetings to assist the Workgroup in accomplishing its goals. It is anticipated that the Workgroup will be composed of seven members: the Seattle IT Chief Technology Officer, or their designee, and six appointed members. The Workgroup will be advised by Seattle Channel staff. The Mayor and the Chair of the Finance Committee will each appoint three of the appointed members.

2025 STATEMENT OF LEGISLATIVE INTENT

In addition to other research activities, the Workgroup should explore the operating and financing models of other government access television stations inside and outside of Washington State for creative ideas for managing the City's declining cable franchise fee revenues.

It is envisioned that the Workgroup will generate recommendations addressing, at a minimum, the following areas:

- Financing - donations, sponsorships, advertising, grants, subscriptions, etc.
- Governance - remaining a City owned and operated service, operating as a non-profit or independent entity, or establishing state, county, regional partnerships, etc.
- Operations - partnerships with other governmental entities, establishing a consortium to create operating efficiencies, etc.

The Workgroup will be requested to deliver recommendations to the Council and the Mayor by no later than June 30, 2025. The Workgroup will dissolve upon delivering its final recommendations.

Responsible Council Committee(s): Finance, Native Communities & Tribal Governments

DUE DATE: June 30, 2025

2025-2026 COUNCIL BUDGET ACTION

V2

LAW-001-A

Increase LAW by \$182,000 GF (2025) and \$192,000 GF (2026) to fund one Specialty Court Unit Prosecutor

SPONSORS

Robert Kettle

FINANCIAL SUMMARY

Fund	2025 Increase (Decrease)	2026 Increase (Decrease)
General Fund	\$(182,000)	\$(192,000)
Total Budget Balance Effect	\$(182,000)	\$(192,000)

DESCRIPTION

This Council Budget Action would increase appropriations in the City Attorney's Office (LAW) by \$182,000 GF in 2025 and \$192,000 GF in 2026 to fund one Prosecutor in the Specialty Court Unit of the Criminal Division. The Specialty Court Unit handles cases in Mental Health Court, Veteran's Treatment Court, and the Legal Intervention and Network of Care, as well as various non-criminal infractions and other violations. LAW has stated that staff reductions to Prosecutors in this section of the Criminal Division will reduce timely response to criminal referrals and may reduce the ability to implement recently passed criminal justice legislation to the extent that it involves potential diversion opportunities in a Specialty Court.

This CBA worsens the projected ongoing operating deficit in the GF beginning in the 2027-2028 biennium by \$192,000.

ATTACHMENT: No

TRANSACTIONS - ONGOING

Dept	BSL	BCL	Year	Revenue	Expenditure
LAW	Criminal	00100-BO-LW-J1500	2025		\$182,000
LAW	Criminal	00100-BO-LW-J1500	2026		\$192,000

2025-2026 COUNCIL BUDGET ACTION

V2

LAW-002-A

Increase LAW by \$434,000 GF (2025) and \$458,000 GF (2026) for two Assistant City Attorneys in the Employment and Contract/Utilities Sections of the Civil Division, decrease \$434,000 GF appropriations to Judgement and Claims Fund (2025) and \$458,000 GF appropriations to Judgement and Claims Fund (2026)

SPONSORS**Robert Kettle****FINANCIAL SUMMARY**

Fund	2025 Increase (Decrease)	2026 Increase (Decrease)
General Fund	\$0	\$0
Other Funds	\$0	\$0
Total Budget Balance Effect	\$0	\$0

DESCRIPTION

This Council Budget Action (CBA) would increase appropriations in the City Attorney's Office (LAW) by \$434,000 GF in 2025 and \$458,000 GF in 2026 to fund two Assistant City Attorneys in the Employment and Contract/Utilities Sections of the Civil Division. This CBA would reduce GF appropriations to the Judgement and Claims Fund by \$434,000 in 2025 and \$458,000 in 2026. Funding for these positions would otherwise have been eliminated in the 2025-2026 Proposed Budget. These positions provide guidance and legal advice to departments and elected officials on matters related to employment and labor issues, and contracting and utilities, respectively. Though there would be immediate cost savings generated by staffing reductions in the Civil Division in the 2025-2026 Proposed Budget, LAW believes that continued demand for the legal services these positions currently provide may necessitate the retention of private outside counsel by the City to provide advice and/or representation normally undertaken by Civil Division attorneys, at a higher cost to the City than funding these positions.

ATTACHMENT: No**TRANSACTIONS - ONGOING**

Dept	BSL	BCL	Year	Revenue	Expenditure
FAS	Judgment & Claims Litigation	00126-BO-FA-JR000	2025	\$(434,000)	\$(434,000)
LAW	Civil	00100-BO-LW-J1300	2025	\$434,000	\$434,000
FAS	Judgment & Claims Litigation	00126-BO-FA-JR000	2026	\$(458,000)	\$(458,000)
LAW	Civil	00100-BO-LW-J1300	2026	\$458,000	\$458,000

2025-2026 COUNCIL BUDGET ACTION

V2

LAW-003-A

Decrease LAW revenue by \$500,000 GF (2025) and \$528,000 GF (2026), decrease HSD by \$500,000 GF (2025) and \$528,000 GF (2026) for contracted services, and impose a proviso

SPONSORS

Sara Nelson

FINANCIAL SUMMARY

Fund	2025 Increase (Decrease)	2026 Increase (Decrease)
General Fund	\$0	\$0
Total Budget Balance Effect	\$0	\$0

DESCRIPTION

This Council Budget Action (CBA) would decrease revenue in the City Attorney's Office (LAW) by \$500,000 GF in 2025 and \$528,000 GF in 2026, and decrease appropriations from the Human Services Department (HSD) by \$500,000 GF in 2025 and \$528,000 GF in 2026 for contracted diversion services. This CBA would impose a proviso on \$500,000 GF in 2025 in LAW to pay the cost of 2.0 FTE Prosecutors and 0.5 FTE Paralegal exclusively to provide coordination for the Law Enforcement Assisted Diversion (LEAD) program. These positions in LAW are currently funded through an arrangement where HSD contracts funding to an outside organization doing diversion services, then that organization contracts with LAW to pay for the positions. This CBA would streamline the funding path for these positions in LAW by removing the appropriate funds from HSD's budget and allowing LAW to fund them directly with existing expense authority.

This Council Budget Action would impose the following proviso:

"Of the appropriations in the 2025 budget for the City Attorney's Office 2025, \$500,000 is appropriated solely to pay the cost of 2.0 FTE Prosecutors and 0.5 FTE Paralegal exclusively to provide coordination for the Law Enforcement Assisted Diversion (LEAD) program."

ATTACHMENT: No

TRANSACTIONS - ONGOING

Dept	BSL	BCL	Year	Revenue	Expenditure
HSD	Supporting Safe Communities	00100-BO-HS-H4000	2025		\$(500,000)
LAW	Criminal	00100-BO-LW-J1500	2025	\$(500,000)	
HSD	Supporting Safe Communities	00100-BO-HS-H4000	2026		\$(528,000)
LAW	Criminal	00100-BO-LW-J1500	2026	\$(528,000)	

2025 STATEMENT OF LEGISLATIVE INTENT

V1

MO-001S-A

Request that the MO provide quarterly reports regarding activities and performance of the Unified Care Team (UCT), and any collaborating departments that manage the City's response to unsanctioned encampments

SPONSORS

Budget Committee

DESCRIPTION

This Statement of Legislative Intent (SLI) requests that the Mayor's Office (MO) provide quarterly reports regarding activities and performance of the Unified Care Team (UCT), and any collaborating departments that manage the City's response to unsanctioned encampments.

This request is seeking information similar to what was provided by the Human Services Department (HSD) in response to the UCT Reporting SLI included in Resolution 32129, which adopted the Statements of Legislative Intent for the 2024 Adopted Budget. After the first quarterly report is submitted, the Mayor's Office and the Chair of the Housing and Human Services Committee will work together on any revisions needed to better meet City Council's reporting needs.

The reported metrics should convey the performance in the following areas:

1) By region, the number of requests related to encampments in public spaces received through the City's Customer Service Bureau.

2) By region, the number of:

- a. Active encampment sites (snapshot of the last Friday of the quarter)
- b. Number of resolutions where offers of shelter were made by resolution categories:
 - Advanced Notice
 - Immediate Hazard/Obstruction
 - Outreach Led (baseline data for 2024)
 - Recreational Vehicle (RV) Remediations

c. Unique sites where at least one encampment resolution or RV Remediation occurred during the reporting period

- d. A list of sites with the most UCT actions (in order to show repopulation activity).

3) By region:

- a. The number of offers of shelter extended.
- b. The number of offers accepted, resulting in a referral to shelter.
- c. Demographics of those referred to shelter.
- d. The number of confirmed shelter enrollments, representing the minimum number of people enrolled in shelter following a referral due to HMIS-related challenges.
- e. The number of offers of shelter that were declined, out of all offers extended.
- f. If possible, the stated reason why offers of shelter were declined.

2025 STATEMENT OF LEGISLATIVE INTENT

- 4) Information on hazardous conditions and responses taken to mitigate harm, including:
 - a. Number of active encampment sites where hazardous and unsafe conditions are identified, such as hazardous materials, large amounts of debris, mobility impacts, and proximity to waterways (snapshot of the last Friday of the quarter)
 - b. A summary of actions taken to mitigate harm, including trash mitigation and hygiene stations, sharps disposal containers.
 - c. Data on fire & public safety incidents with a confirmed nexus with encampments or homelessness.
- 5) Breakdown of UCT actions (trash mitigation, immediate hazard/obstructions, RV Remediations, Advanced Notice) by weekend versus weekday and region.
- 6) Update on:
 - a. Status update on hiring of the 14 Counselor positions
 - b. Overview of the challenges & successes each neighborhood team is seeing.
- 7) Clear definition of all terms used in the report.

The MO should submit the reports to the Chair of the Housing and Human Services Committee. Reports should be submitted by February 14, 2025, May 16, 2025, August 15, and Nov 14, 2025. The report due February 14, 2025 should cover activities conducted from October 1 through December 31, 2024.

Responsible Council Committee(s): Housing and Human Services

DUE DATE: February 14, 2025

2025 STATEMENT OF LEGISLATIVE INTENT

V1

MO-002S-A

Request that the Executive provide an inventory of City-funded youth programs

SPONSORS

Joy Hollingsworth

DESCRIPTION

This Statement of Legislative Intent (SLI) would request the Executive to provide an inventory of youth programs funded by: Seattle Parks and Recreation, the Human Services Department, the Department of Education and Early Learning, and other departments as appropriate. The inventory should include, but not be limited to: program description, program fund sources and funding levels over the past five years, and population served (by age group, etc.).

Responsible Council Committee(s): Parks, Public Utilities & Technology

DUE DATE: June 30, 2025

2025 STATEMENT OF LEGISLATIVE INTENT

V1

MO-003S-A

Request a report from MO on a comprehensive Recreational Vehicle strategy

SPONSORS

Rob Saka, Joy Hollingsworth, Robert Kettle

DESCRIPTION

This Statement of Legislative Intent requests that the Mayor's Office (MO) take the lead on developing a report on a comprehensive Recreational Vehicle (RV) strategy. The strategy should be developed in partnership with the King County Regional Homelessness Authority (KCRHA) and departments participating in the Unified Care Team (UCT), including the Human Services Department (HSD), Seattle Department of Transportation (SDOT), Seattle Parks and Recreation (SPR), and Seattle Public Utilities (SPU).

The report should provide answer the following information:

- 1) Current approach to addressing RVs, including:
 - a. An overview of RV Remediation efforts, including departments involved and description of their roles;
 - b. Current programming and services efforts to help RV residents transition to housing;
 - c. A description of the unique needs of RV residents and challenges in addressing RV sites; and
 - d. Best and promising practices, and emerging trends, that have shown success in other jurisdictions across the state or country.
- 2) Recommendations addressing the following issues:
 - a. Programmatic approaches, policy changes and/or legislative changes that could:
 - i) make a measurable and more visible impact in the reduction of lived-in RVs on the city right of way; and
 - ii) better connect RV residents with housing and services;
 - b. How the City could best target its resources to specific geographic areas with the highest concentrations of lived-in RVs.
 - c) The recommendations should only include proposals that can be implemented within a year or less after being authorized by the Mayor and City Council. The recommendations should not include proposals that the City is incapable of implementing within a year, due to known limitations, such as officer staffing shortages.

2025 STATEMENT OF LEGISLATIVE INTENT

3) Recommendations on:

- a. Potential expansion of funding to specifically address what it would take to
 - i) make a measurable and more visible impact in the reduction of lived-in RVs on the city right way; and
 - ii) better connect RV residents with housing and services.
- b. Cost estimates for implementing recommendations, including:
 - i) For each recommendation, a low, medium and high cost option
 - ii) For each recommendation, the anticipated outcomes by low, medium and high cost option

The MO should submit the reports to the Chair of the Housing and Human Services Committee by September 1, 2025.

Responsible Council Committee(s): Housing and Human Services

DUE DATE: September 1, 2024

2025-2026 COUNCIL BUDGET ACTION

V2

OED-001-A

Increase OED by \$800,000 JumpStart Fund (2025) and \$800,000 JumpStart Fund (2026) for the Storefront Repair Fund

SPONSORS

Sara Nelson

FINANCIAL SUMMARY

Fund	2025 Increase (Decrease)	2026 Increase (Decrease)
General Fund	\$0	\$0
Other Funds	\$(800,000)	\$(800,000)
Total Budget Balance Effect	\$(800,000)	\$(800,000)

DESCRIPTION

This Council Budget Action (CBA) would increase proposed appropriations to the Office of Economic Development (OED) by \$800,000 JumpStart Fund in 2025 and \$800,000 Jump Start Fund in 2026 to restore the Storefront Repair Fund.

OED's Storefront Repair Fund was created in 2022 in response to the increasing incidents of broken windows, doors, and other property damage faced by Seattle's small businesses. The program was one of seven public safety recommendations provided to City leadership in 2022 and drew inspiration from the pilot program launched by the City of San Francisco. Leveraging the framework from the COVID-19 Small Business Stabilization Fund, the program utilized one-time American Rescue Plan (ARP) funding.

This CBA would restore ongoing funding for the program, and is intended to relieve the financial burden on small business owners while promoting a better public realm experience for communities, connecting small businesses with their respective SPD Crime Prevention Coordinators and providing other public safety guidance to businesses.

Council expects that any grants awarded to businesses for storefront repair would be provided in exchange for an appropriate public benefit.

The financial plan for the JumpStart Fund included in the 2025-2026 Proposed Budget shows a positive unrestricted fund balance in 2026 and beyond. This CBA will reduce the unrestricted fund balance but based on the current financial plan, this ongoing appropriation can be supported without creating a deficit in this fund in the future.

ATTACHMENT: No

2025-2026 COUNCIL BUDGET ACTION**TRANSACTIONS - ONGOING**

Dept	BSL	BCL	Year	Revenue	Expenditure
OED	Business Services	14500-BO-ED-X1D00	2025		\$800,000
OED	Business Services	14500-BO-ED-X1D00	2026		\$800,000

2025-2026 COUNCIL BUDGET ACTION

V1

OED-002-A

Increase OED by \$150,000 GF (2026) for Capitol Hill business support

SPONSORS

Joy Hollingsworth

FINANCIAL SUMMARY

Fund	2025 Increase (Decrease)	2026 Increase (Decrease)
General Fund	\$0	\$(150,000)
Total Budget Balance Effect	\$0	\$(150,000)

DESCRIPTION

This Council Budget Action (CBA) would increase proposed appropriations to the Office of Economic Development (OED) by \$150,000 GF in 2026 to provide support for the Capitol Hill neighborhood business district. Funding would be provided to one or more organizations with ties to the Capitol Hill business community to assist with a variety of tasks, including but not limited to capacity building for the establishment or expansion of a business improvement area, engaging with businesses and property owners, visitor assistance, or outreach with unhoused neighbors.

In 2024, OED's Adopted Budget included \$4.9 million in non-labor costs for neighborhood business districts. This funding was used for neighborhood retail analyses, public space activations, grants for neighborhood-based non-profit organizations for post-pandemic recovery, and for exploring business improvement areas in equity districts. The 2025 Proposed Budget includes \$2 million in non-labor expenditures, and OED has stated that the focus of ongoing investments in neighborhood capacity building will be on supporting existing and potential business improvement areas (BIAs).

This CBA worsens the projected ongoing operating deficit in the GF beginning in the 2027-2028 biennium by \$150,000.

ATTACHMENT: No**TRANSACTIONS - ONGOING**

Dept	BSL	BCL	Year	Revenue	Expenditure
OED	Business Services	00100-BO-ED-X1D00	2026		\$150,000

2025-2026 COUNCIL BUDGET ACTION

V1

OED-003-A

Increase OED by \$100,000 JumpStart Fund (2025) for workforce development efforts focused on technological skills

SPONSORS

Tammy Morales

FINANCIAL SUMMARY

Fund	2025 Increase (Decrease)	2026 Increase (Decrease)
General Fund	\$0	\$0
Other Funds	\$(100,000)	\$0
Total Budget Balance Effect	\$(100,000)	\$0

DESCRIPTION

This Council Budget Action (CBA) would increase proposed appropriations to the Office of Economic Development (OED) by \$100,000 JumpStart Fund in 2025 (one-time) to support a community-based organization that offers workforce training, career counseling, and job placement services focused on developing technological skills for low-income individuals, such as the Filipino Community of Seattle's Innovation Learning Center (ILC).

The ILC opened in late 2021 as part of the Filipino Community Village project, which was partially funded by the City's Equitable Development Initiative, to provide access and classes related to computers and other technology for youth, seniors, and low-income individuals. OED funded the ILC in 2024 at \$150,000.

ATTACHMENT: No

TRANSACTIONS - ONE-TIME

Dept	BSL	BCL	Year	Revenue	Expenditure
OED	Business Services	14500-BO-ED-X1D00	2025		\$100,000

2025 COUNCIL BUDGET ACTION

V1

OED-005-A

Proviso \$100,000 JumpStart Fund in OED for Ballard Brewery District support

SPONSORS

Dan Strauss

DESCRIPTION

This Council Budget Action (CBA) would impose a proviso on \$100,000 JumpStart Fund in the Office of Economic Development (OED) to support marketing, planning and activation for the Ballard Brewery District, an area with over a dozen breweries within a one-mile radius.

In 2024, OED's Adopted Budget included \$4.9 million in non-labor costs for neighborhood business districts. This funding was used for neighborhood retail analyses, public space activations, grants for neighborhood-based non-profit organizations for post-pandemic recovery, and for exploring business improvement areas in equity districts. The 2025 Proposed Budget includes \$2 million in non-labor expenditures, and OED has stated that the focus of ongoing investments in neighborhood capacity building will be on supporting existing and potential business improvement areas (BIAs). The Ballard Brewery District is not within the boundaries of the Ballard BIA.

This Council Budget Action would impose the following proviso:

“Of the appropriations in the 2025 budget for the Office of Economic Development, \$100,000 JumpStart Fund is appropriated solely for marketing, planning and activation supports for the Ballard Brewery District, and may be spent for no other purpose.”

ATTACHMENT: No

2025 STATEMENT OF LEGISLATIVE INTENT

V1

OED-006S-A

Request that OED report on an inventory and assessment of all business outreach and technical assistance the City provides across departments

SPONSORS

Tammy Morales

DESCRIPTION

This Statement of Legislative Intent (SLI) would request that the Office of Economic Development (OED) report on an inventory and assessment of all business outreach or technical assistance the City provides, across departments.

The City currently funds business outreach in a number of departments across the City, including but not limited to: OED, Department of Neighborhoods (DON), the Office of Sustainability and Environment (OSE), Seattle Department of Transportation (SDOT), Seattle City Light (SCL), Seattle Public Utilities (SPU), and the Office of Labor Standards (OLS), among many others. Council requests that OED, in collaboration with the Mayor's Office and the City Budget Office (CBO), survey every City department to understand our investments in business technical assistance and outreach. For each department's investments in business outreach or technical assistance, the report should include, but not be limited to, the following information:

- Description of programs, services and staffing providing business outreach or assistance in 2024 and proposed to be funded in 2025;
- Actual or anticipated program costs, including staffing, for 2024 and 2025;
- List of funded organizations with level of funding in 2024 and 2025, and descriptions of how those organizations work with businesses;
- Number of businesses assisted in 2024, and anticipated to be assisted in 2025;
- Number and percentage of BIPOC-owned businesses assisted in 2024, and anticipated to be assisted in 2025;
- Number and percentage of women-owned businesses assisted in 2024, and anticipated to be assisted in 2025;
- Geographic distribution of businesses assisted in 2024, and anticipated to be assisted in 2025, by Council District and specific neighborhoods where available; and
- Description of impact on businesses served (e.g. measurements of success, qualitative feedback).

This SLI would provide Council with information on the full array of assistance and outreach that the City provides to businesses from all departments, and the impacts of this outreach and assistance on different neighborhoods and businesses. Such information is intended to inform future decision-making and investments in business outreach and technical assistance, to encourage collaboration between departments, and to understand if there are neighborhoods that are underserved in this area.

Responsible Council Committee(s): Governance, Accountability, & Economic Development

DUE DATE: September 1, 2025



2025 COUNCIL BUDGET ACTION

V2

OED-007-A

Proviso \$200,000 JumpStart Fund in OED for neighborhood business districts

SPONSORS

Rob Saka, Cathy Moore, Tammy Morales

DESCRIPTION

This Council Budget Amendment would impose a proviso of \$200,000 JumpStart Fund in the Office of Economic Development (OED) for purposes of small business support to historically under-resourced equity business districts that do not anticipate establishing a Business Improvement Area (BIA) in the next two years. Examples of such neighborhoods may include, but not be limited to: South Park, Georgetown, Highland Park, Beacon Hill, Wedgwood, or Lake City. OED may initiate a competitive process for distribution of these funds.

In 2024, OED's Adopted Budget included \$4.9 million in non-labor costs for neighborhood business districts. This funding was used for neighborhood retail analyses, public space activations, grants for neighborhood-based non-profit organizations for post-pandemic recovery, and for exploring business improvement areas in equity districts. The 2025 Proposed Budget includes \$2 million in non-labor expenditures, and OED has stated that the focus of ongoing investments in neighborhood capacity building will be on supporting existing and potential business improvement areas (BIAs).

Council intends for this proviso to repurpose funding that otherwise would not be appropriated in the 2025 Proposed Budget for neighborhood business districts or BIA development.

This Council Budget Action would impose the following proviso:

"Of the appropriation in the 2025 budget for the Office of Economic Development (OED), \$200,000 JumpStart Fund that is not already appropriated to support neighborhood business districts and business improvement areas is appropriated solely for additional support to neighborhood business districts that have been historically under-resourced and do not anticipate being able to establish a Business Improvement Area (BIA) before the end of 2027, and may be spent for no other purpose."

ATTACHMENT: No

2025 STATEMENT OF LEGISLATIVE INTENT

V1

OED-008S-A

Request that OED provide a mid-year status update on the programs offered under the “Generating Wealth in Communities of Color” pillar

SPONSORS

Sara Nelson, Joy Hollingsworth, Tanya Woo

DESCRIPTION

This Statement of Legislative Intent (SLI) would request that the Office of Economic Development (OED) report on a mid-year status update of the programs offered under OED's “Generating Wealth in Communities of Color” strategic pillar, including but not limited to the Business Community Ownership Fund, Capital Access Program, and the Tenant Improvement Fund.

The 2025-2026 Proposed Budget for OED continues to primarily advance strategies identified in the Future of the Seattle Economy (FSE) strategic framework, which was adopted by Council in Resolution 32099. The FSE framework includes five strategic pillars:

1. Investing in Talent and Building our Workforce
2. Supporting Small Business and Women- and Minority-Owned Business Enterprises
3. Generating Wealth in Communities of Color
4. Investing in Neighborhood Business Districts
5. Growing Businesses and Key Industries

The mid-year status report on investments in the Generating Wealth in Communities of Color pillar should include but not be limited to:

- Available funding for the year for each program;
- Number of applications received for each program to date;
- Number of awards and amounts of each award, either awarded with 2025 funding, or anticipated to be awarded by the end of 2025;
- Geographic distribution of awards distributed or anticipated in 2025; and
- Any information available to better understand anticipated demand in 2026.

Such information is intended to inform future decision-making and investments in programs that fall under the Generating Wealth in Communities of Color pillar, and to understand where further investments would be most impactful.

Responsible Council Committee(s): Governance, Accountability, & Economic Development

DUE DATE: June 30, 2025

2025-2026 COUNCIL BUDGET ACTION

V1

OEM-101-A

Increase OEM by \$35,000 GF (2025) and \$35,000 GF (2026) for travel, training and administrative support

SPONSORS**Robert Kettle****FINANCIAL SUMMARY**

Fund	2025 Increase (Decrease)	2026 Increase (Decrease)
General Fund	\$(35,000)	\$(35,000)
Total Budget Balance Effect	\$(35,000)	\$(35,000)

DESCRIPTION

This Council Budget Action (CBA) would increase appropriations to the Office of Emergency Management (OEM) by \$35,000 GF in 2025 and \$35,000 GF in 2026 to restore two reductions made in the 2025-2026 Proposed Budget, consisting of (1) a \$10,000 reduction in OEM's travel and training budget, and (2) a \$25,000 reduction that would decrease a 1.0 FTE Administrative Specialist position from full time to three-quarters time. The \$10,000 reduction would represent an 80 percent reduction in the department's travel and training budget and the \$25,000 reduction would reduce OEM's only administrative staff support position.

ATTACHMENT: No**TRANSACTIONS - ONGOING**

Dept	BSL	BCL	Year	Revenue	Expenditure
OEM	Office of Emergency Management	00100-BO-EP-10000	2025		\$35,000
OEM	Office of Emergency Management	00100-BO-EP-10000	2026		\$35,000

2025 STATEMENT OF LEGISLATIVE INTENT

V2

OEM-102S-A

Request that OEM report on city-wide emergency preparedness training, and recognize OEM's key role among Seattle's public safety departments

SPONSORS

Robert Kettle

DESCRIPTION

This Statement of Legislative Intent (SLI) would: (1) request that the Office of Emergency Management (OEM) collect information and produce a report on the emergency preparedness trainings offered by City of Seattle departments, the Seattle Public School District (SPS) and the Port of Seattle (Port); and (2) state the Council's intent that OEM be recognized as a key part of Seattle's public safety infrastructure, and should be reflected as such in its administration and oversight.

The Council recognizes OEM's unique role in coordinating the training and emergency preparedness efforts of City of Seattle departments, as well as outside partners like SPS and the Port. The Council requests that OEM: (1) survey City departments and outside partners to determine how emergency preparedness curriculum is developed and training is executed within each organization, and (2) prepare a report that compares current practices with the best national and international practices, including how OEM interacts with its partners, and makes recommendations for systemic improvements.

The Council supports the proposed add of \$30,000 to the City Budget Office (CBO) to conduct an Emergency Management Assessment, including the review of OEM's funding, multijurisdictional framework, and organizational structure in comparison to peer cities. The Council recognizes OEM as a critical facilitator with City departments and other organizations, developing cross jurisdiction emergency preparedness plans, disaster mitigation measures, and response protocols, as well as operating the Emergency Operations Center during planned and unplanned events and incidents. The Council requests that the Executive consider these factors, and that the CBO study contemplates changes that would ensure that OEM is provided with adequate budget resources, sufficient independence and appropriate Mayoral oversight needed to complete its mission.

OEM should submit the report to the Chair of the Public Safety Committee and the Central Staff Director.

Responsible Council Committee(s): Public Safety

DUE DATE: August 5, 2025

2025 STATEMENT OF LEGISLATIVE INTENT

V1

OH-001S-A

Request that OH produce a Seattle Housing Investment Plan that takes a comprehensive look at all affordable housing investments by the City for 2025-2030

SPONSORS

Budget Committee

DESCRIPTION

This Statement of Legislative Intent (SLI) would request that the Office of Housing (OH) produce a Seattle Housing Investment Plan that takes a comprehensive look at all affordable housing investments by the City, updates the production targets, and reviews the underlying funding models for the main sources of funding used to develop affordable housing for the years 2025-2030. These funding sources include the 2023 Housing Levy, Payroll Expense Tax (PET)/JumpStart, and Mandatory Housing Affordability (MHA) funds. The time period for this modeling coincides with the length of the 2023 Housing Levy which runs through 2030.

The result of this work will be a housing strategy that establishes clear targets for the next five years (2025-2030) for each of the programs supported by the Office of Housing, including: the Rental Production and Preservation Program, and the Homeownership and Sustainability Program. The targets for each program should include: number of units, and household Area Median Income (AMI) level to be served by the units, broken down by 30-50 percent AMI, 50-80 percent AMI, 80-100 percent AMI, and so forth. It is the intent that the targets related to AMI served will be achieved over the five-year period. In addition, it is the intent that efforts be made to increase the number of family-sized units (i.e. two- and three-bedroom units) over the five-year period.

Annual progress toward achieving the established targets will be included in OH's annual Investment Report, which is submitted to the City Council by June 30th of each year. Information to be provided in the annual report includes but is not limited to: number of units, income level served, unit size and geographic location of units. This information will be provided along with the 20-year housing growth targets for the City that are included in the Housing Appendix of the City's Comprehensive Plan, which include the amount of housing needed by income levels. Pairing these two pieces of information together will allow the City to monitor its progress towards achieving its targets and meeting overall housing needs.

The City's policies and priorities for all of the City's affordable housing funding will continue to reside in the Housing Levy Administration and Financial Plan and the Housing Funding Policies, approved by Council in 2024. The Proposed Comprehensive Plan also includes broader strategies related to the production and preservation of housing to meet not only the needs of low-income households where the need is greatest, but households across the income spectrum in an effort to ensure that everyone in Seattle has "housing that meets their needs."

Responsible Council Committee(s): Housing and Human Services

DUE DATE: May 1, 2025

2025-2026 COUNCIL BUDGET ACTION

V1

OH-002-A

Increase OH by \$3.4 million JumpStart Fund (2026) for the Homeownership Capital Production Program

SPONSORS

Cathy Moore, Rob Saka

FINANCIAL SUMMARY

Fund	2025 Increase (Decrease)	2026 Increase (Decrease)
General Fund	\$0	\$0
Other Funds	\$0	\$(3,400,000)
Total Budget Balance Effect	\$0	\$(3,400,000)

DESCRIPTION

This Council Budget Action (CBA) would increase proposed appropriations to the Office of Housing (OH) by \$3.4 million JumpStart Fund in 2026 for the Homeownership Capital Production Program. There is a total of \$13 million annually in the Proposed 2025 and 2026 Budgets for the Homeownership Capital Production Program, including \$5 million annually of JumpStart funding. The Executive reduced the annual JumpStart funding for this program by \$1.7 million in the Proposed 2025 and 2026 Budgets because the projects in the homeownership program pipeline are not anticipated to need this funding until 2027. This CBA provides \$3.4 million of funding in 2026 that would be available to fund homeownership projects either in 2026 or more likely in 2027. Funds that are not used in 2026 will automatically carry forward to 2027.

ATTACHMENT: No**TRANSACTIONS - ONE-TIME**

Dept	BSL	BCL	Year	Revenue	Expenditure
OH	Homeownership & Sustainability	14500-BO-HU-2000	2026		\$3,400,000

2025 COUNCIL BUDGET ACTION

V1

OH-003-A

Proviso \$100,000 JumpStart Fund in OH to support pre-development costs for housing in the Central District

SPONSORS

Joy Hollingsworth

DESCRIPTION

This Council Budget Action (CBA) would impose a proviso on \$100,000 of JumpStart Fund in the Office of Housing to support predevelopment costs for housing in the Central District.

This Council Budget Action would impose the following proviso:

"Of the appropriations in the Office of Housing's 2025 budget for the Multi-Family Housing Budget Summary Level (OH-BO-HU-3000), \$100,000 is appropriated solely for pre-development costs for housing in the Central District and may be spent for no other purpose."

ATTACHMENT: No

2025 STATEMENT OF LEGISLATIVE INTENT

V1

OH-004S-A

Request that OH explore use of bonds and master leasing for development of affordable housing

SPONSORS

Dan Strauss

DESCRIPTION

This Statement of Legislative Intent would request that the Office of Housing (OH) explore the use of excess bonding capacity and master leasing for the development of affordable housing. OH should examine how King County has recently proposed such strategies to support the development of affordable housing through King County Council Motion 2024-0279.

Among other things, this should include a review of the Regional Workforce Housing Initiative Implementation Plan called for in Motion 2024-0279, expected to be published by March 31, 2025, and an analysis of any barriers, legal or otherwise, to the City of Seattle implementing similar policy choices.

This analysis should include an analysis of how the City can leverage its credit and debt capacity to secure affordable housing, including whether it is able to utilize a master lease structure whereby the City would execute a master lease, effectively guaranteeing debt service on whatever debt instrument works best (e.g., bonds, agency loan, bank loan, etc.). While the City would be obliged to meet the monthly master lease payments, such payments could be partially or completely offset by rental revenue from subleasing. This should be done with the goal of understanding if the City of Seattle is able to utilize the credit of the City through a master lease that would enable the city to obtain permanent financing at rates that lock in affordable rents.

Responsible Council Committee(s): Housing and Human Services

DUE DATE: June 2, 2025

2025 STATEMENT OF LEGISLATIVE INTENT

V1

OH-005S-A

Request OH to provide quarterly vacancy data reports on city-funded rental housing projects

SPONSORS

Cathy Moore, Maritza Rivera, Sara Nelson

DESCRIPTION

This Statement of Legislative Intent (SLI) would request the Office of Housing (OH) to provide the City Council with quarterly vacancy data reports on city-funded rental housing projects. The initial report would be due on April 1, 2025.

OH currently reviews vacancy information for the over 350 City-funded rental housing buildings containing over 18,000 units, as part of an annual reporting requirement for such buildings. This review is done as part of OH's asset management functions. When needed, OH staff work with other public funding entities from King County, the State Department of Commerce, and the Washington State Housing Finance Commission to address issues identified in the annual reports. In addition, OH has created a committee to discuss strategies to engage providers with particularly troubled projects. Finally, OH is working on improvements to vacancy reporting including collaborating with other public funders to improve the statewide web based annual reporting system (WBARS) that tracks project level performance data including vacancy rates. Modifications are being made to WBARS to track vacancy data even more accurately.

Responsible Council Committee(s): Housing and Human Services

DUE DATE: April 1, 2025

2025-2026 COUNCIL BUDGET ACTION

V1

OIG-101-A

Increase OIG by \$7,000 GF (2025) and \$7,000 GF (2026) to adjust the Office's salary budget

SPONSORS**Robert Kettle****FINANCIAL SUMMARY**

Fund	2025 Increase (Decrease)	2026 Increase (Decrease)
General Fund	\$(7,000)	\$(7,000)
Total Budget Balance Effect	\$(7,000)	\$(7,000)

DESCRIPTION

This Council Budget Action (CBA) would increase appropriations to the Office of the Inspector General for Public Safety (OIG) by \$7,000 GF in 2025 and \$7,000 GF in 2026 to better synch the Office's salary budget with projected funding needs in each year of the biennium.

ATTACHMENT: No**TRANSACTIONS - ONGOING**

Dept	BSL	BCL	Year	Revenue	Expenditure
OIG	Office of Inspector General for Public Safety	00100-BO-IG-1000	2025		\$7,000
OIG	Office of Inspector General for Public Safety	00100-BO-IG-1000	2026		\$7,000



2025-2026 COUNCIL BUDGET ACTION

V2

OIR-001-A

Increase OIR by \$190,000 GF (2025) and \$201,000 GF (2026) for the International and Federal Affairs Portfolios

SPONSORS

Budget Committee

FINANCIAL SUMMARY

Fund	2025 Increase (Decrease)	2026 Increase (Decrease)
General Fund	\$(190,389)	\$(200,509)
Total Budget Balance Effect	\$(190,389)	\$(200,509)

DESCRIPTION

This Council Budget Action would increase proposed appropriations to the Office of Intergovernmental Relations (OIR) by \$190,000 GF in 2025 and \$201,000 GF in 2026 for the International and Federal Affairs Portfolio.

In the 2024 Adopted Budget, OIR was funded for 2.0 FTE Strategic Advisor 2 to support two Director positions in the International Affairs Portfolio. The 2025-2026 Proposed Budget would remove funding for one of these positions.

This CBA would restore funding for the second Director position to maintain OIR's capacity for special projects, curation of international engagement opportunities based on City priorities, and travel with the Mayor on international trips. This CBA would also provide added capacity for federal affairs work. Since the unfunded position is currently filled, OIR's work in this area would continue without interruption.

This CBA worsens the projected ongoing operating deficit in the GF beginning in the 2027-2028 biennium by \$201,000.

ATTACHMENT: No



2025-2026 COUNCIL BUDGET ACTION

TRANSACTIONS - ONGOING

Dept	BSL	BCL	Year	Revenue	Expenditure
OIR	Office of Intergovernmental Relations	00100-BO-IR-X1G00	2025		\$190,389
OIR	Office of Intergovernmental Relations	00100-BO-IR-X1G00	2026		\$200,509

2025-2026 COUNCIL BUDGET ACTION

V1

OLS-001-A

Increase OLS by \$100,000 OLS Fund (2025) and \$600,000 OLS Fund (2026) for the Business Outreach and Education Fund and Community Outreach and Education Fund

SPONSORS

Dan Strauss

FINANCIAL SUMMARY

Fund	2025 Increase (Decrease)	2026 Increase (Decrease)
General Fund	\$(100,000)	\$(600,000)
Other Funds	\$0	\$0
Total Budget Balance Effect	\$(100,000)	\$(600,000)

DESCRIPTION

This Council Budget Action (CBA) would increase proposed appropriations to the Office of Labor Standards (OLS) by \$100,000 OLS Fund in 2025 and \$600,000 OLS Fund in 2026 for the Business Outreach and Education Fund (BOEF) and Community Outreach and Education Fund (COEF). Of this amount, \$100,000 in both 2025 and 2026 is for the BOEF. In 2026, the COEF would receive \$500,000. This CBA would fully restore reductions to these funds included in the 2025-2026 Proposed Budget.

The BOEF facilitates assistance and outreach to small businesses owned by low-income and historically disenfranchised communities, who typically are not served by traditional outreach methods, to increase awareness and compliance with Seattle's labor standards by contracting with community-based organizations. In 2024, the BOEF was budgeted for \$600,000. The 2025-2026 Proposed Budget would have cut \$100,000 annually from the BOEF. With this CBA, the 2024 funding level of \$600,000 would be restored for both 2025 and 2026.

The COEF builds capacity among, and partnership with, community-based organizations (CBOs) who are contracted to increase workers' knowledge of Seattle labor standards rights through methods that are community centered, culturally relevant and accessible, and language specific. Contracted CBOs also provide intake, counseling, complaint resolution, and referral services to workers. In 2024, the COEF was budgeted for \$1.5 million. Contracting for the COEF takes place every other year, with the most recent contracts covering the 2024 and 2025 biennium. To avoid impacting the 2024-2025 contracts, the 2025-2026 Proposed Budget does not make changes to the COEF budget in 2025. In 2026, the 2025-2026 Proposed Budget would cut \$250,000 of ongoing funding for the COEF, and \$250,000 of one-time funding for the COEF, which would represent a deferred cut to the 2025 COEF budget. With this CBA, the 2024 and 2025 funding levels of \$1.5 million would be restored for 2026.

This CBA worsens the projected ongoing operating deficit in the GF beginning in the 2027-2028 biennium by \$600,000.

2025-2026 COUNCIL BUDGET ACTION

ATTACHMENT: No

TRANSACTIONS - ONGOING

Dept	BSL	BCL	Year	Revenue	Expenditure
FG	Appropriation to Special Funds	00100-BO-FG-2QA00	2025		\$100,000
OLS	Office of Labor Standards	00190-BO-LS-1000	2025		\$100,000
OLS	Office of Labor Standards - Revenue	00190-BR-LS-REVENUE	2025	\$100,000	
FG	Appropriation to Special Funds	00100-BO-FG-2QA00	2026		\$350,000
OLS	Office of Labor Standards	00190-BO-LS-1000	2026		\$350,000
OLS	Office of Labor Standards - Revenue	00190-BR-LS-REVENUE	2026	\$350,000	

TRANSACTIONS - ONE-TIME

Dept	BSL	BCL	Year	Revenue	Expenditure
FG	Appropriation to Special Funds	00100-BO-FG-2QA00	2026		\$250,000
OLS	Office of Labor Standards	00190-BO-LS-1000	2026		\$250,000
OLS	Office of Labor Standards - Revenue	00190-BR-LS-REVENUE	2026	\$250,000	

2025-2026 COUNCIL BUDGET ACTION

V1

OLS-002-A

Increase OLS by 3.0 FTE to restore position authority

SPONSORS

Dan Strauss

FINANCIAL SUMMARY

Fund	2025 Increase (Decrease)	2026 Increase (Decrease)
General Fund	\$0	\$0
Total Budget Balance Effect	\$0	\$0

DESCRIPTION

This Council Budget Action (CBA) would increase position authority in the Office of Labor Standards (OLS) by 1.0 FTE Planning & Development Specialist II (Labor Standards Engagement Specialist), 1.0 FTE Strategic Advisor I (Data Analyst), and 1.0 FTE Civil Rights Analyst (Investigator). These positions were proposed to be abrogated in the 2025-2026 Proposed Budget. No additional funding is allocated for these positions, which are currently vacant.

As of the end of 2024, OLS has position authority for 43.0 FTE and funding for 36.0 FTE. The 2025-2026 Proposed Budget provides funding to support 32.0 FTE after the 1st Quarter 2025. OLS has position authority for 7.0 unfunded FTE that were added in the 2024 budget in anticipation of revenues from the Network Company Fee. That fee will go into effect in 2025, and first payments will be due at the end of the first quarter of 2026. With this CBA, OLS would retain position authority for 43.0 FTE, with funding for 32.0 FTE after the end of the 1st Quarter 2025.

The Planning & Development Specialist II position, if funded, would be responsible for direct outreach and education on the City's 19 labor standards, as well as oversight of some of OLS's outreach fund contracts. Four Labor Standards Engagement Specialists are currently doing this work for OLS. Costs for this position in 2025, if funded, would be \$156,000.

The Strategic Advisor I position, if funded, would be responsible for providing a variety of data collection, cleaning and analysis functions for app-based worker regulations. Costs for this position in 2025, if funded, would be \$185,000.

The Civil Rights Analyst position, if funded, would be responsible for investigating and resolving complaints of violations of labor standards. By the end of 2025, there will be nine investigators in OLS doing this work. Costs for this position in 2025, if funded, would be \$159,000.

ATTACHMENT: No

2025-2026 COUNCIL BUDGET ACTION**POSITIONS**

Dept	BCL	Year	Position Title	Positions	FTE
OLS	00190-BO-LS-1000	2025	Civil Rights Anlyst	1	1
OLS	00190-BO-LS-1000	2025	Plng&Dev Spec II	1	1
OLS	00190-BO-LS-1000	2025	StratAdvsr1,General Govt-L17	1	1
OLS	00190-BO-LS-1000	2026	Civil Rights Anlyst	1	1
OLS	00190-BO-LS-1000	2026	Plng&Dev Spec II	1	1
OLS	00190-BO-LS-1000	2026	StratAdvsr1,General Govt-L17	1	1

2025-2026 COUNCIL BUDGET ACTION

V2

OPCD-001-A

Increase OPCD by \$300,000 JumpStart Fund (2025) for Ballard Regional Center Planning

SPONSORS

Dan Strauss

FINANCIAL SUMMARY

Fund	2025 Increase (Decrease)	2026 Increase (Decrease)
General Fund	\$0	\$0
Other Funds	\$(300,000)	\$0
Total Budget Balance Effect	\$(300,000)	\$0

DESCRIPTION

This Council Budget Action would increase proposed appropriations to the Office of Planning and Community Development (OPCD) by \$300,000 JumpStart Fund in 2025 (one-time) to support the development of a Regional Growth Center Plan for the new Ballard Regional Center. OPCD's budget includes funding for the development of regional plans for the six existing Regional Growth Centers in the city. This funding would allow for the development of a plan for Ballard, which is proposed to become a Regional Growth Center under the One Seattle Comprehensive Plan. Total budget for the project is estimated to be \$400,000, with work continuing through 2027.

This one-time spending will not impact the long-term sustainability of the JumpStart fund in the future, but will reduce the near-term JumpStart Fund balance.

ATTACHMENT: No**TRANSACTIONS - ONE-TIME**

Dept	BSL	BCL	Year	Revenue	Expenditure
OPCD	Planning and Community Development	14500-BO-PC-X2P00	2025		\$300,000

2025-2026 COUNCIL BUDGET ACTION

V1

OPCD-002-A

Increase OPCD by \$384,000 GF (2025) and \$403,000 GF (2026) and 2.5 FTE to restore positions

SPONSORS

Tammy Morales

FINANCIAL SUMMARY

Fund	2025 Increase (Decrease)	2026 Increase (Decrease)
General Fund	\$(384,044)	\$(403,398)
Total Budget Balance Effect	\$(384,044)	\$(403,398)

DESCRIPTION

This Council Budget Action (CBA) would increase appropriations to the Office of Planning and Community Development (OPCD) by \$384,000 GF in 2025 and \$403,000 GF in 2026 and add 2.0 FTE Planning and Development Specialist, Senior and 0.5 FTE Admin Staff Assistant to restore staffing for the Seattle Planning Commission, Seattle Design Commission, and Land Use Policy and Strategic Initiatives division. These positions were proposed to be abrogated in the 2025-2026 Proposed Budget.

The Planning and Development Specialist, Senior position (1.0 FTE) within the Land Use Policy and Strategic Initiatives division is currently vacant. With the restoration of this position, there would be 7.0 FTE in the Land Use Policy and Strategic Initiatives division.

The second Planning and Development Specialist, Senior position (1.0 FTE) supports the work of the Seattle Planning Commission. That position is currently filled, and the incumbent would remain to support the Commission's review of major planning projects, including the One Seattle Plan update to the Comprehensive Plan. With the restoration of this position, the Seattle Planning Commission would have 3.5 FTE to support its work.

The final position is an Administrative Staff Assistant (0.5 FTE) to the Seattle Design Commission. That position is also currently filled. The incumbent provides administrative support to the Seattle Design Commission. With the restoration of this position, the Seattle Design Commission would have 3.0 FTE to support its work.

With the restoration of these 2.5 FTE, OPCD would have a total of 50.5 FTE.

This CBA worsens the projected ongoing operating deficit in the GF beginning in the 2027-2028 biennium by \$403,000.

ATTACHMENT: No

2025-2026 COUNCIL BUDGET ACTION

TRANSACTIONS - ONGOING

Dept	BSL	BCL	Year	Revenue	Expenditure
OPCD	Planning and Community Development	00100-BO-PC-X2P00	2025		\$349,044
OPCD	Design Commission	00100-BO-PC-X2P10	2025		\$35,000
OPCD	Planning and Community Development	00100-BO-PC-X2P00	2026		\$368,398
OPCD	Design Commission	00100-BO-PC-X2P10	2026		\$35,000

POSITIONS

Dept	BCL	Year	Position Title	Positions	FTE
OPCD	00100-BO-PC-X2P00	2025	Plng&Dev Spec,Sr-BU	2	2
OPCD	00100-BO-PC-X2P10	2025	Admin Staff Asst	1	0.5
OPCD	00100-BO-PC-X2P00	2026	Plng&Dev Spec,Sr-BU	2	2
OPCD	00100-BO-PC-X2P10	2026	Admin Staff Asst	1	0.5

2025 STATEMENT OF LEGISLATIVE INTENT

V2

OPCD-003S-A

Request that OPCD report on strategies to attract food retailers to food deserts

SPONSORS

Rob Saka

DESCRIPTION

This Statement of Legislative Intent (SLI) would request that the Office of Planning and Community Development (OPCD) work with the Office of Economic Development (OED) and the Office of Sustainability and Environment (OSE) report on best practices and strategies for attracting food retailers to food deserts.

The report should include information on siting and size requirements for different categories of grocery stores. The report should also include information about how the City's zoning supports or precludes new grocery stores from opening in different parts of the city, and particularly the food deserts in Council District 1's Duwamish Valley and Delridge, and changes that could be made to better attract food retailers to food deserts.

Responsible Council Committee(s): Land Use

DUE DATE: September 2, 2025

2025 COUNCIL BUDGET ACTION

V1

OPCD-004-A

Proviso \$350,000 JumpStart Fund in OPCD for a Supplemental Environmental Impact Statement for the Comprehensive Plan

SPONSORS

Tammy Morales, Cathy Moore, Joy Hollingsworth

DESCRIPTION

This Council Budget Action (CBA) would impose a proviso on \$350,000 JumpStart Fund in the Office of Planning and Community Development (OPCD) for a Supplemental Environmental Impact Statement (SEIS) to the One Seattle Comprehensive Plan to study changes in Regional Centers and Urban Centers to consider additional density in those areas and to ensure that alternatives studied under the SEIS consider strategies to promote homeownership.

The 2025-2026 Proposed Budget for OPCD adds \$350,000 in JumpStart Payroll Expense Tax funds for development of an SEIS. The SEIS is intended to "support proposed zoning changes within existing Regional and Urban Centers with the goal of allowing more height and development capacity for housing." These changes were not part of the scope for the One Seattle Comprehensive Plan EIS, scheduled to be released in December 2024, and were therefore not analyzed. Many Urban Centers include areas where residents have owned their homes for decades, sometimes for generations. The proviso would require that any such SEIS identify where legacy homeowners reside and study alternatives that improve homeownership opportunities, including strategies to support legacy homeowners in staying in their homes, support homeowners in redeveloping their property if they desire, and support homeownership in new multifamily projects.

This CBA would impose the following proviso:

"Of the appropriation in the 2025 budget for the Office of Planning and Community Development's (OPCD's) Planning Budget Summary Level (PO-PC-X2P00), \$350,000 is appropriated solely to be used for the purpose of retaining a consultant or consultants to prepare a Supplemental Environmental Impact Statement (SEIS) to study zoning changes within Regional and Urban Centers, and other related changes OPCD determines should be studied. If it is determined that an SEIS is warranted based on the probable environmental impacts of those changes, OPCD shall contract for consultant assistance to prepare the SEIS. The appropriation may not be used for any other purpose.

2025 COUNCIL BUDGET ACTION

If OPCD determines that an SEIS is necessary for the zoning changes they are considering, the SEIS must include, but is not limited to:

1. A definition of legacy homeowner, and an analysis of where legacy homeowners reside in relation to the areas studied for rezoning under the SEIS;
2. At least one alternative that includes strategies to support legacy homeowners interested in staying in their homes;
3. At least one strategy to support homeowners in redeveloping their property if they desire; and
4. At least one strategy that incorporates tools to increase homeownership in multifamily zones and development.

The areas of study 2-4 identified above may be combined into one alternative or studied separately."

ATTACHMENT: No

2025 STATEMENT OF LEGISLATIVE INTENT

V1

OPCD-005S-A

Request that OPCD develop a plan to support small business economic development through the Equitable Development Initiative

SPONSORS

Cathy Moore, Maritza Rivera

DESCRIPTION

This Statement of Legislative Intent (SLI) would request that the Office of Planning and Community Development (OPCD) work with the Equitable Development Initiative Advisory Board (EDIAB) and the Office of Economic Development (OED) to develop and report to Council on a plan to 1) expand the eligibility of Equitable Development Initiative (EDI) funding specifically for small business development, support, and ownership through programs such as the Tenant Improvement Fund, the Business Community Ownership Fund, and others; and 2) support the creation of spaces designed to meet the needs of future small business tenants in EDI projects. The Council's intent is to support the growth of businesses owned by Black, Brown, and BIPOC, immigrants, and refugees to advance economic mobility and opportunity and prevent commercial displacement. Council requests that OPCD transmit its report by June 2nd, 2025 and provide a briefing to the Land Use Committee prior to issuance of any Request for Proposals (RFP) for EDI funding in 2025.

Background

The EDI program was developed to fund community-initiated and community-led equitable capital development projects in communities facing the risk of displacement. It funds projects that address more than one of the following six drivers of equity:

1. Advance economic mobility and opportunity;
2. Prevent residential, commercial, and cultural displacement;
3. Build on local cultural assets;
4. Promote transportation mobility and connectivity;
5. Develop healthy and safe neighborhoods; and
6. Enable equitable access to all neighborhoods.

To date, the EDI program has supported 75 unique, equitable development projects with grants of approximately \$116.5 million awarded over nine award cycles, including a dozen projects that provide space for small businesses as part of mixed-use buildings, often at the ground floor of low-income housing developments. Other EDI projects support economic development activities, such as workforce development programs or small business support. Projects that do not include commercial space are instead providing space for culturally relevant arts and culture programs, human services, health care, community-building, community open space, and other programs to maintain and support communities at risk of displacement.

2025 STATEMENT OF LEGISLATIVE INTENT

In the 2022 budget, the Council adopted SLI OED-011-A-001 asking OED, the Office of Housing (OH) and OPCD develop a plan to coordinate community investments. That report, contained in Clerk File (CF) 322498 has resulted in regular meetings between the three departments where they identify shared priorities and opportunities to leverage multiple and distinct City funding sources for equitable development projects.

In the summer of 2024, through Ordinance 127036, the Council requested that OPCD provide a status report on each project funded by the EDI program and results of a program evaluation. The report, contained in CF 323183, stated that approximately ten percent of EDI project sponsors who responded to a survey, were interested in more support for small businesses through policy and funding changes to increase economic opportunities for their communities.

OPCD intends to undertake a strategic planning process in 2025 that will engage grantees and program stakeholders on ways to turn recommendations for program improvements into actions and strategies that best support inclusive growth and anti-displacement in Seattle, particularly for marginalized communities most at risk.

Responsible Council Committee(s): Land Use

DUE DATE: June 2, 2025

2025-2026 COUNCIL BUDGET ACTION

V1

OPCD-901-A

Replace the source of funding for Equitable Development Initiative in OPCD to reflect the October revenue forecast update

SPONSORS**Budget Committee****FINANCIAL SUMMARY**

Fund	2025 Increase (Decrease)	2026 Increase (Decrease)
General Fund	\$0	\$0
Other Funds	\$0	\$0
Total Budget Balance Effect	\$0	\$0

DESCRIPTION

This Council Budget Action (CBA) would replace JumpStart Fund with Short Term Rental Tax (STRT) in the Office of Planning and Community Development (OPCD) by \$1.2 million in 2025 and \$771,000 in 2026 for Equitable Development Initiative (EDI), to reflect the October revenue forecast update. STRT was created to support affordable housing and community-initiated equitable development projects, so this proposed change is consistent with the fund's policies.

ATTACHMENT: No**TRANSACTIONS - ONE-TIME**

Dept	BSL	BCL	Year	Revenue	Expenditure
OPCD	Equitable Development Initiative	12200-BO-PC-X2P40	2025		\$1,227,423
OPCD	Equitable Development Initiative	14500-BO-PC-X2P40	2025		\$(1,227,423)
OPCD	Equitable Development Initiative	12200-BO-PC-X2P40	2026		\$771,017
OPCD	Equitable Development Initiative	14500-BO-PC-X2P40	2026		\$(771,017)

2025-2026 COUNCIL BUDGET ACTION

V2

OSE-001-A

Increase OSE by \$400,000 JumpStart Fund (2025) and \$400,000 JumpStart Fund (2026) for Duwamish Valley workforce and small business support

SPONSORS

Tanya Woo, Rob Saka, Tammy Morales

FINANCIAL SUMMARY

Fund	2025 Increase (Decrease)	2026 Increase (Decrease)
General Fund	\$0	\$0
Other Funds	\$(400,000)	\$(400,000)
Total Budget Balance Effect	\$(400,000)	\$(400,000)

DESCRIPTION

This Council Budget Action (CBA) would increase appropriations to the Office of Sustainability and Environment (OSE) by \$400,000 JumpStart Fund in 2025 and \$400,000 JumpStart Fund in 2026 to restore funding for Duwamish Valley green workforce development efforts and small business support that would be eliminated in the 2025-2026 Proposed Budget. Of this amount, \$200,000 is to support ongoing partnerships and initiatives that align with the Citywide Clean Energy Workforce Development Strategy (Executive Order 2022-07) and the Office of Economic Development's Economic Revitalization Strategy. The remaining \$200,000 is to support small and industrial businesses in South Park and Georgetown with technical assistance, marketing support, and financial advice to address impacts of current strains on businesses in these two communities. Funding for these purposes was originally included in the 2022 Adopted Budget.

The financial plan for the JumpStart Fund included in the 2025-2026 Proposed Budget shows a positive unrestricted fund balance in 2027 and beyond. This CBA will reduce the unrestricted fund balance but based on the current financial plan, this ongoing appropriation can be supported without creating a deficit in this fund in the future.

ATTACHMENT: No

TRANSACTIONS - ONGOING

Dept	BSL	BCL	Year	Revenue	Expenditure
OSE	Office of Sustainability and Environment	14500-BO-SE-X1000	2025		\$400,000
OSE	Office of Sustainability and Environment	14500-BO-SE-X1000	2026		\$400,000

2025-2026 COUNCIL BUDGET ACTION

V1

SDCI-002-A

Increase SDCI by \$355,000 JumpStart Fund (2025) and \$355,000 JumpStart Fund (2026) to partially restore reductions in tenant services contracts

SPONSORS**Tammy Morales****FINANCIAL SUMMARY**

Fund	2025 Increase (Decrease)	2026 Increase (Decrease)
General Fund	\$0	\$0
Other Funds	\$(355,000)	\$(355,000)
Total Budget Balance Effect	\$(355,000)	\$(355,000)

DESCRIPTION

This Council Budget Action (CBA) would increase appropriations to the Seattle Department of Construction and Inspections (SDCI) by \$355,000 JumpStart Fund in 2025 and \$355,000 Jumpstart Fund in 2026 to increase funding for tenant services grants and contracts to \$2.1 million.

The 2025-2026 Proposed Budget would appropriate \$1.8 million Jumpstart Fund in 2025 and \$1.8 million Jumpstart Fund in 2026 for tenant services grants and contracts. The 2024 Adopted Budget appropriated \$2.6 million to SDCI for contracts and grants with tenant services organizations that provide education for landlords and tenants on the City's regulations, outreach, case management, eviction legal defense, and other services for tenants and landlords.

The financial plan for the JumpStart Fund included in the 2025-2026 Proposed Budget shows a positive unrestricted fund balance in 2027 and beyond. This CBA would reduce the unrestricted fund balance but based on the current financial plan, this ongoing appropriation can be supported without creating a deficit in this fund in the future.

ATTACHMENT: No**TRANSACTIONS - ONGOING**

Dept	BSL	BCL	Year	Revenue	Expenditure
SDCI	Compliance	14500-BO-CI-U2400	2025		\$355,000
SDCI	Compliance	14500-BO-CI-U2400	2026		\$355,000

2025 STATEMENT OF LEGISLATIVE INTENT

V1

SDCI-003S-A

Request that SDCI, in consultation with HSD, report on utilization of RRIO for proactive eviction prevention

SPONSORS

Cathy Moore

DESCRIPTION

This Statement of Legislative Intent (SLI) would request that the Seattle Department of Construction and Inspections (SDCI), in consultation with the Human Services Department (HSD), report to the Council on options for using the Rental Registration and Inspection Ordinance (RRIO) registry process to allow registrants to opt-in to early assistance for tenants who are at risk of eviction. The report should (1) identify opportunities to leverage RRIO to serve as a resource for rental property owners to access City-funded tenant services, including mediation, and dispute resolution, case management, and rental assistance for tenants who are in arrears on rent or utility payments; and (2) estimate technology, staffing, and overhead costs for effectuating those opportunities.

The RRIO program was established in 2012 to help ensure that rental properties meet basic standards for maintenance and habitability. Owners must register residential rental properties within the city. Registered properties are subject to inspection by the City or by a privately commissioned and certified RRIO inspector every five to ten years. In 2023 the RRIO program was reviewed by the City Auditor who published "Understanding Seattle's Housing Market Shift from Small to Large Rental Properties: A Rental Registration and Inspection Ordinance Program Audit," which made several recommendations for program improvements.

Responsible Council Committee(s): Housing and Human Services

DUE DATE: July 31, 2025

2025 STATEMENT OF LEGISLATIVE INTENT

V1

SDCI-004S-A

Request that SDCI provide a report on tree-related data, enforcement, and the payment-in-lieu program

SPONSORS

Cathy Moore, Tammy Morales, Tanya Woo

DESCRIPTION

This Statement of Legislative Intent (SLI) requests that the Seattle Department of Construction and Inspections (SDCI) report to the Council the following information related to the implementation of Ordinance 126821 since it went into effect on July 30, 2023:

- How many trees have been removed from lots under development, the reason for tree removal, and the tiers of removed trees;
- Information regarding the presence, condition, size, and species of trees present on a site before and after construction of the project, including the zone in which trees are being removed, aggregated both by zone and Citywide;
- Information regarding replacement trees planted off-site, including condition, size, and species;
- Number and location, including zone, of still active projects either vested or otherwise subject to Seattle Municipal Code regulations in place prior to the regulations made effective by Ordinance 126821;
- Number of people who reported tree removal complaints for each approved removal;
- Number of and total amount of penalties imposed and total amount of penalties collected;
- For the payment-in-lieu (PIL) program, work with the Seattle Department of Transportation and Seattle Parks and Recreation as needed to provide:
 - Number of permit applicants that used the PIL option; payment amounts; total payments collected; and City costs related to tree planting and establishment.
 - Total amount of funds expended from PIL received and where those funds have been expended for tree planting and establishment.

PIL information should be provided to Council by May 1, 2025.

SDCI should also provide in the report an approach for collecting information regarding the number of alternative site plans to retain trees that SDCI receives and whether each alternative plan was incorporated, partially incorporated, or unused in the final project plan. SDCI should include whether there are costs associated with the collection of such information.

Responsible Council Committee(s): Land Use

DUE DATE: April 1, 2025

2025 COUNCIL BUDGET ACTION

V1

SDCI-006-A

Proviso appropriations in SDCI for tenant services grants and contracts

SPONSORS

Cathy Moore, Maritza Rivera, Rob Saka

DESCRIPTION

This Council Budget Action (CBA) would impose two provisos on all appropriations to the Seattle Department of Construction and Inspections' (SDCI's) Compliance Budget Summary Level (SDCI-BO-CI-U2400-Compliance) for tenant services grants and contracts. The second proviso related to eviction legal defense limits spending consistent with federal and state indigent defense standards. The 2025-2026 Proposed Budget would appropriate \$1.8 million to SDCI for tenant services grants and contracts.

This CBA would impose the following provisos:

"Of the appropriations for tenant services grants and contracts in the Seattle Department of Construction and Inspections' Compliance Budget Summary Level (SDCI-BO-CI-U2400-Compliance), all appropriations are solely for education of tenants and landlords on landlord tenant law, staffing a live tenant hotline, referrals for and assistance with securing rental assistance, mediation, interpretation services, and eviction legal defense and may be spent for no other purposes."

"The appropriation for tenant services grants and contracts in the Seattle Department of Construction and Inspections' Compliance Budget Summary Level (SDCI-BO-CI-U2400-Compliance) for eviction defense legal proceedings is limited to clients with incomes at or below 200% of the federal poverty level and may be used for no other purpose. Income verification confirmation must be submitted quarterly to SDCI."

ATTACHMENT: No

2025-2026 COUNCIL BUDGET ACTION

V1

SDOT-001-A

Increase SDOT by \$177 million Transportation Levy Fund (2025) and \$192 million Transportation Levy Fund (2026) for implementation of the levy; create 28 CIP projects; decrease SDOT by \$7 million Transportation Fund (2025) and \$7 million Transportation Fund (2026); add 72.0 FTE; and acknowledge anticipated Transportation Levy revenue

SPONSORS

Rob Saka, Dan Strauss

FINANCIAL SUMMARY

Fund	2025 Increase (Decrease)	2026 Increase (Decrease)
General Fund	\$0	\$0
Other Funds	\$16,264,428	\$2,457,883
Total Budget Balance Effect	\$16,264,428	\$2,457,883

DESCRIPTION

This Council Budget Action (CBA) provides appropriations and position authority to implement the Transportation Levy (approved by voters on November 5, 2024). This CBA would increase appropriations to the Seattle Department of Transportation (SDOT) by \$177 million Transportation Levy Fund in 2025 and \$192 million Transportation Levy Fund in 2026 to implement levy programs, and it would identify six-year capital spending in the Capital Improvement Program (CIP). This CBA would also reduce appropriations by \$7 million Transportation Fund in 2025 and \$7 million Transportation Fund in 2026 for SDOT programs that would be backfilled by the Transportation Levy. This CBA adds 72.0 FTE in SDOT in 2025, and it endorses an additional 44.0 FTE in 2026.

This CBA is consistent with the Executive's presentation on levy implementation to the Select Budget Committee on October 22, 2024. The \$7 million reduction in Transportation Fund in 2025 and 2026 is the net result of reversing two proposals in the 2025-2026 Proposed Budget, listed as "Street Surface Maintenance Reductions" and "Protected Bike Lanes and Transit Corridor Improvement Investments." These programs would receive funding from the Transportation Levy Fund instead of the Transportation Fund.

This CBA establishes 28 new CIP projects. A summary table of the new CIP projects, including the project descriptions and Budget Summary Levels, is included in Attachment A.

A summary of the 2025-2030 spending adjustments to CIP projects, by fund, is included in Attachment B.

A summary of the 2025 and 2026 positions included in this CBA is included in Attachment C.

2025-2026 COUNCIL BUDGET ACTION

This CBA also reflects revenue from the Transportation Levy, anticipated to be \$187 million in 2025 and \$189 million in 2026. Levy funds will be deposited and appropriated out of the Transportation Levy Fund. Levy funds not expended in 2025-2026 will remain in fund balance and used to support levy projects and programs in future years.

ATTACHMENT: Yes

TRANSACTIONS - ONGOING

Dept	BSL	BCL	Year	Revenue	Expenditure
SDOT	Major Maintenance/Replacement	10399-BC-TR-19001	2025		\$65,141,979
SDOT	Mobility-Capital	10399-BC-TR-19003	2025		\$91,735,618
SDOT	Mobility Operations	10399-BO-TR-17003	2025		\$18,604,267
SDOT	Maintenance Operations	10399-BO-TR-17005	2025		\$1,315,507
SDOT	Seattle Department of Transportation - Revenue	10399-BR-TR-REVENUE	2025	\$187,069,953	
SDOT	Mobility-Capital	13000-BC-TR-19003	2025		\$(7,229,328)
SDOT	Maintenance Operations	13000-BO-TR-17005	2025		\$250,000
SDOT	Mobility-Capital	19900-BC-TR-19003	2025		\$(893,048)
SDOT	Maintenance Operations	19900-BO-TR-17005	2025		\$893,048
SDOT	Major Maintenance/Replacement	10399-BC-TR-19001	2026		\$61,225,401
SDOT	Mobility-Capital	10399-BC-TR-19003	2026		\$107,226,972
SDOT	Mobility Operations	10399-BO-TR-17003	2026		\$22,655,156
SDOT	Maintenance Operations	10399-BO-TR-17005	2026		\$1,328,661
SDOT	Seattle Department of Transportation - Revenue	10399-BR-TR-REVENUE	2026	\$188,940,652	
SDOT	Mobility-Capital	13000-BC-TR-19003	2026		\$(7,229,328)
SDOT	Maintenance Operations	13000-BO-TR-17005	2026		\$258,750
SDOT	Mobility-Capital	19900-BC-TR-19003	2026		\$(893,048)
SDOT	Maintenance Operations	19900-BO-TR-17005	2026		\$912,849

2025-2026 COUNCIL BUDGET ACTION

POSITIONS

Dept	BCL	Year	Position Title	Positions	FTE
SDOT	10399-BC-TR-19001	2025	Carpenter CC	1	1
SDOT	10399-BC-TR-19001	2025	Civil Engr,Assoc	1	1
SDOT	10399-BC-TR-19001	2025	Civil Engr,Sr	2	2
SDOT	10399-BC-TR-19001	2025	Civil Engrng Spec Supv	1	1
SDOT	10399-BC-TR-19001	2025	Elctn	1	1
SDOT	10399-BC-TR-19001	2025	Mgmt Sysys Anlyst,Sr	1	1
SDOT	10399-BC-TR-19001	2025	StratAdvsr1,Engrng&Plans Rev	1	1
SDOT	10399-BC-TR-19003	2025	Asphalt Raker	3	3
SDOT	10399-BC-TR-19003	2025	Asphalt Raker,Sr	2	2
SDOT	10399-BC-TR-19003	2025	Capital Prjts Coord,Sr	1	1
SDOT	10399-BC-TR-19003	2025	Civil Engr,Assoc	6	6
SDOT	10399-BC-TR-19003	2025	Civil Engr,Asst I	2	2
SDOT	10399-BC-TR-19003	2025	Civil Engr,Asst III	3	3
SDOT	10399-BC-TR-19003	2025	Civil Engr,Sr	1	1
SDOT	10399-BC-TR-19003	2025	Civil Engrng Spec,Assoc	4	4
SDOT	10399-BC-TR-19003	2025	Constr&Maint Equip Op,Sr	2	2
SDOT	10399-BC-TR-19003	2025	Maint Laborer,Sr-Traffic	4	4
SDOT	10399-BC-TR-19003	2025	Manager2,Engrng&Plans Rev	1	1
SDOT	10399-BC-TR-19003	2025	Manager3,Engrng&Plans Rev	1	1
SDOT	10399-BC-TR-19003	2025	Mgmt Sysys Anlyst	1	1
SDOT	10399-BC-TR-19003	2025	Plng&Dev Spec II	1	1
SDOT	10399-BC-TR-19003	2025	StratAdvsr1,Engrng&Plans Rev	1	1
SDOT	10399-BC-TR-19003	2025	StratAdvsr3,Engrng&Plans Rev	1	1
SDOT	10399-BC-TR-19003	2025	Street Paving CC	1	1
SDOT	10399-BC-TR-19003	2025	Traffic Sign&Marking CC I	1	1
SDOT	10399-BC-TR-19003	2025	Traffic Sign&Marking CC II	1	1
SDOT	10399-BC-TR-19003	2025	Traffic Sign&Marking Lead Wkr	3	3
SDOT	10399-BC-TR-19003	2025	Transp Plnr,Assoc	3	3
SDOT	10399-BC-TR-19003	2025	Transp Plnr,Sr	3	3
SDOT	10399-BO-TR-17003	2025	Civil Engr,Assoc	1	1
SDOT	10399-BO-TR-17003	2025	Civil Engrng Spec,Assoc	1	1

2025-2026 COUNCIL BUDGET ACTION

SDOT	10399-BO-TR-17003	2025	Civil Engrng Spec,Asst III	1	1
SDOT	10399-BO-TR-17003	2025	Constr&Maint Equip Op	2	2
SDOT	10399-BO-TR-17003	2025	StratAdvsr2,General Govt	1	1
SDOT	10399-BO-TR-17003	2025	Transp Plnr,Assoc	3	3
SDOT	10399-BO-TR-17003	2025	Transp Plnr,Sr	3	3
SDOT	10399-BO-TR-17005	2025	Arborist	1	1
SDOT	10399-BO-TR-18001	2025	Mgmt Sysys Anlyst,Sr	1	1
SDOT	10399-BO-TR-18001	2025	Personnel Spec,Sr	1	1
SDOT	10399-BO-TR-18001	2025	Public Relations Spec,Sr	3	3
SDOT	10399-BC-TR-19001	2026	Carpenter CC	1	1
SDOT	10399-BC-TR-19001	2026	Civil Engr,Assoc	1	1
SDOT	10399-BC-TR-19001	2026	Civil Engr,Sr	2	2
SDOT	10399-BC-TR-19001	2026	Civil Engrng Spec Supv	1	1
SDOT	10399-BC-TR-19001	2026	Elctn	1	1
SDOT	10399-BC-TR-19001	2026	Envrnmtl Anlyst,Sr	1	1
SDOT	10399-BC-TR-19001	2026	Mgmt Sysys Anlyst,Sr	1	1
SDOT	10399-BC-TR-19001	2026	Real Property Agent,Sr	1	1
SDOT	10399-BC-TR-19001	2026	StratAdvsr1,Engrng&Plans Rev	1	1
SDOT	10399-BC-TR-19003	2026	Asphalt Raker	6	6
SDOT	10399-BC-TR-19003	2026	Asphalt Raker,Sr	9	9
SDOT	10399-BC-TR-19003	2026	Capital Prjts Coord,Sr	1	1
SDOT	10399-BC-TR-19003	2026	Civil Engr,Assoc	7	7
SDOT	10399-BC-TR-19003	2026	Civil Engr,Asst I	2	2
SDOT	10399-BC-TR-19003	2026	Civil Engr,Asst III	3	3
SDOT	10399-BC-TR-19003	2026	Civil Engr,Sr	4	4
SDOT	10399-BC-TR-19003	2026	Civil Engrng Spec Supv	1	1
SDOT	10399-BC-TR-19003	2026	Civil Engrng Spec,Assoc	4	4
SDOT	10399-BC-TR-19003	2026	Civil Engrng Spec,Sr	1	1
SDOT	10399-BC-TR-19003	2026	Constr&Maint Equip Op,Sr	6	6
SDOT	10399-BC-TR-19003	2026	Maint Laborer,Sr-Traffic	9	9
SDOT	10399-BC-TR-19003	2026	Manager2,Engrng&Plans Rev	2	2
SDOT	10399-BC-TR-19003	2026	Manager3,Engrng&Plans Rev	1	1
SDOT	10399-BC-TR-19003	2026	Mgmt Sysys Anlyst	1	1
SDOT	10399-BC-TR-19003	2026	Plng&Dev Spec II	1	1

2025-2026 COUNCIL BUDGET ACTION

SDOT	10399-BC-TR-19003	2026	Public Relations Spec,Sr	1	1
SDOT	10399-BC-TR-19003	2026	StratAdvsr1,Engrng&Plans Rev	1	1
SDOT	10399-BC-TR-19003	2026	StratAdvsr3,Engrng&Plans Rev	1	1
SDOT	10399-BC-TR-19003	2026	Street Paving CC	2	2
SDOT	10399-BC-TR-19003	2026	Traffic Sign&Marking CC I	1	1
SDOT	10399-BC-TR-19003	2026	Traffic Sign&Marking CC II	1	1
SDOT	10399-BC-TR-19003	2026	Traffic Sign&Marking Lead Wkr	5	5
SDOT	10399-BC-TR-19003	2026	Transp Plnr,Assoc	3	3
SDOT	10399-BC-TR-19003	2026	Transp Plnr,Sr	4	4
SDOT	10399-BC-TR-19003	2026	Warehouser,Sr	1	1
SDOT	10399-BO-TR-17003	2026	Civil Engr,Assoc	1	1
SDOT	10399-BO-TR-17003	2026	Civil Engrng Spec,Assoc	1	1
SDOT	10399-BO-TR-17003	2026	Civil Engrng Spec,Asst III	1	1
SDOT	10399-BO-TR-17003	2026	Constr&Maint Equip Op	2	2
SDOT	10399-BO-TR-17003	2026	StratAdvsr2,General Govt	1	1
SDOT	10399-BO-TR-17003	2026	Transp Plnr,Assoc	4	4
SDOT	10399-BO-TR-17003	2026	Transp Plnr,Sr	3	3
SDOT	10399-BO-TR-17005	2026	Arboriculturist	1	1
SDOT	10399-BO-TR-17005	2026	Arborist	2	2
SDOT	10399-BO-TR-17005	2026	Landscape Architect	1	1
SDOT	10399-BO-TR-18001	2026	Civil Engrng Spec,Assoc	1	1
SDOT	10399-BO-TR-18001	2026	Info Technol Prgmmer Anlyst	1	1
SDOT	10399-BO-TR-18001	2026	Mgmt Sys Anlyst,Sr	2	2
SDOT	10399-BO-TR-18001	2026	Personnel Spec,Sr	1	1
SDOT	10399-BO-TR-18001	2026	Prjt Fund&Agreemts Coord,Sr	1	1
SDOT	10399-BO-TR-18001	2026	Public Relations Spec,Sr	3	3
SDOT	10399-BO-TR-18001	2026	StratAdvsr1,Engrng&Plans Rev	1	1

Summary of New CIP Projects in CBA SDOT-001-A-1

Attachment A

Project ID	Project Name	Description	Budget Summary Level
MO-TR-C144	Good Governance & Equitable Implementation	This project will provide auditing and professional services support for the Levy Oversight Committee, support public outreach on property tax relief programs, and investigate and propose comprehensive and long-range strategies to invest in Seattle's bridge, pavement and sidewalk infrastructure, including the establishment of a Transportation Funding Task Force per Resolution 32145.	Mobility Operations
MO-TR-C139	Expanded Tree Program	This project will help to support Urban Forestry with such activities as planting, maintaining and expanding tree species diversity.	Maintenance Operations
MO-TR-C138	Electrification	This project will support transportation electrification including Seattle City Light's expansion of electric vehicle charging stations to libraries, community centers and parks; and support partnerships and pursue grants that help electrify the transportation system.	Mobility Operations
MO-TR-C136	Bridge Planning	This project will advance planning and design in preparation to seek funding partnerships for future replacement of the 1st Ave S Bridge over Argo Railyard, 4th Ave S Bridge over Argo Railyard, West Dravus Street over Railyard, NE 45th Street Viaduct Central Span, Magnolia Bridge Replacement Alternatives Cost Estimate updates.	Mobility Operations
MO-TR-C128	Bike Lane Maintenance	This project will maintain existing protected bike lanes with regular sweeping and barrier repair.	Mobility Operations
MO-TR-C127	Better Bike Barriers	This project will amend existing bike lanes with stronger safety treatments such as hardened barriers or buffer areas.	Mobility-Capital
MC-TR-C154	Neighborhood-Initiated Safety Partnership Program	This project will construct neighborhood-initiated and co-created projects, focusing on community priorities across all districts with an emphasis on equity . This could include safety and mobility enhancements like new sidewalks, crossings and transit access, all developed through engagement with communities.	Mobility-Capital
MC-TR-C153	Neighborhood Scale Traffic Safety Programs	This project will address community priorities for neighborhood scale traffic safety improvements. This could include safety and mobility enhancements like traffic calming, new sidewalks, crossings, and transit access.	Mobility-Capital
MC-TR-C152	Transit Passenger Safety	This project will invest in strategies that increase transit rider safety and security , including physical improvements and transit and public safety personnel services in coordination with King County Metro, Sound Transit, and/or other transit agencies.	Mobility-Capital
MC-TR-C151	Transit Improvements & Access to Light Rail	This project will make transit improvements on streets with high-ridership bus routes with a focus in equity priority areas, build access projects to Link light rail stations, advance key connections to future Link light rail stations in coordination with partner agencies, and make access improvements to ST3 light rail stations and future Sound Transit system expansion.	Mobility-Capital
MC-TR-C150	RapidRide R Line	This project will support and enhance King County Metro's RapidRide R Line project, including projects and programs that support connections in and around Rainier Valley, mitigation and engagement.	Mobility-Capital
MC-TR-C149	N 130th St - Bitter Lake to Haller Lake	This project will repave N 130th St between 1st Ave NW and I-5 with a safety redesign to better connect people to the future 130th Street Link Station. The project could include protected bike lanes, crossing improvements, trees, sidewalk reconstruction, and transit priority.	Mobility-Capital

Project ID	Project Name	Description	Budget Summary Level
MC-TR-C148	People Streets and Wayfinding Maintenance	This project will provide maintenance for existing activation projects and the citywide wayfinding system.	Mobility-Capital
MC-TR-C147	People Streets and Public Spaces Capital	This project will design, implement and co-create People Street Projects to activate business districts and community spaces, with a focus on high equity priority areas. Improvements could include redesigned streets, seating, wayfinding, lighting, and activation.	Mobility-Capital
MC-TR-C146	Pedestrian Lighting	This project will support the installation of pedestrian lighting leading to transit stops, including through partnership with other projects.	Mobility-Capital
MC-TR-C145	3rd Ave Revitalization, Long-Term Vision and Coordination	This project will invest in Downtown with near-term maintenance and placemaking improvements, construction coordination, and advancement of a longer-term vision for 3rd Ave.	Mobility-Capital
MC-TR-C143	Port Connection to I-90/I-5	This project will implement spot or corridor improvements connecting Port of Seattle facilities through SODO to Interstate 90 and/or Interstate 5.	Mobility-Capital
MC-TR-C142	Leary Way Industrial Zone Safety Improvements	This project will implement spot or corridor improvements connecting Maritime, Manufacturing and Logistics (MML) Zones within the Ballard Interbay Northend Manufacturing and Industrial Center (BINMIC) to Interstate 5 and/or State Route 99.	Mobility-Capital
MC-TR-C141	Heavy Haul Network Program	This project will work in partnership with the Port of Seattle to update the Heavy Haul Network agreement, and identify and pave streets that carry the heaviest truck traffic.	Mobility-Capital
MC-TR-C140	Freight Program	This project will make transportation improvements that support freight movement including supporting trucks delivering goods and providing services.	Mobility-Capital
MC-TR-C137	Low Pollution Neighborhoods	This project will advance low pollution neighborhood projects including developing a toolbox focused at reducing air pollution, especially in areas most impacted by climate change. Tools will include creation of Healthy Streets, improvements to getting around neighborhoods without a vehicle, electrification, low-emissions goods delivery and micro-mobility programs.	Mobility-Capital
MC-TR-C135	Structural Preservation	This project will implement preventative maintenance for the City's bridges, making timely preservation-focused treatments and repairs.	Major Maintenance/ Replacement
MC-TR-C134	Ship Canal Electrical/Mechanical - University	This project will upgrade electrical and mechanical systems on the University Bridge.	Major Maintenance/ Replacement
MC-TR-C133	Ship Canal Electrical/Mechanical - Fremont	This project will upgrade electrical and mechanical systems on the Fremont Bridge.	Major Maintenance/ Replacement
MC-TR-C132	Ship Canal Electrical/Mechanical - Ballard	This project will upgrade electrical and mechanical systems on the Ballard Bridge.	Major Maintenance/ Replacement
MC-TR-C131	Seawall Phase II	This project will advance planning and design in preparation to seek funding partnerships for future replacement of the Elliot Bay Seawall, Phase II.	Major Maintenance/ Replacement
MC-TR-C130	Bridge Structural Repairs - Magnolia	This project will make structural repairs on the Magnolia Bridge, including potential type/size/location studies for replacement, seismic improvements, and/or improving emergency access to Magnolia.	Major Maintenance/ Replacement
MC-TR-C129	Bridge Structural Repairs - Ballard	This project will make structural repairs on the Ballard Bridge, including potential pedestrian improvements.	Major Maintenance/ Replacement

Summary of CIP Project spending adjustments in CBA SDOT-001-A by Fund

Attachment B

Capital Project	2025	2026	2027	2028	2029	2030
10399 - Transportation Levy Fund	\$ 154,998,637	\$ 166,554,623	\$ 156,698,920	\$ 184,297,658	\$ 180,317,323	\$ 176,317,331
MC-TR-C020 - New Traffic Signals	\$ 2,364,191	\$ 2,387,832	\$ 2,411,710	\$ 2,435,827	\$ 2,460,185	\$ 2,484,788
MC-TR-C021 - Next Generation Intelligent Transportation Systems (ITS)	\$ 1,985,733	\$ 2,005,590	\$ 2,025,646	\$ 2,045,902	\$ 2,066,361	\$ 2,087,027
MC-TR-C025 - Sidewalk Safety Repair	\$ 4,185,620	\$ 4,227,477	\$ 4,269,752	\$ 4,312,450	\$ 4,355,575	\$ 4,399,126
MC-TR-C026 - Signal Major Maintenance	\$ 1,752,645	\$ 1,770,172	\$ 1,787,874	\$ 1,805,753	\$ 1,823,811	\$ 1,842,046
MC-TR-C029 - Transit Corridor Improvements	\$ 3,250,967	\$ 3,283,477	\$ 3,316,312	\$ 3,349,475	\$ 3,382,970	\$ 3,416,799
MC-TR-C031 - Pedestrian Master Plan - Stairway Rehabilitation	\$ 469,783	\$ 474,481	\$ 479,226	\$ 484,018	\$ 488,858	\$ 493,746
MC-TR-C033 - Arterial Asphalt & Concrete Program Phase II	\$ 34,413,790	\$ 28,030,428	\$ 23,274,482	\$ 33,761,977	\$ 34,010,937	\$ 45,396,386
MC-TR-C035 - Hazard Mitigation Program - Areaways	\$ 327,062	\$ 330,333	\$ 333,636	\$ 336,972	\$ 340,342	\$ 343,745
MC-TR-C044 - Burke-Gilman Trail Extension	\$ 2,000,000	\$ 18,000,000	\$ -	\$ -	\$ -	\$ -
MC-TR-C047 - Freight Spot Improvement Program	\$ 2,048,109	\$ 2,068,591	\$ 2,089,277	\$ 2,110,170	\$ 2,131,272	\$ 2,152,581
MC-TR-C057 - SDOT ADA Program	\$ 3,578,758	\$ 3,614,546	\$ 3,650,691	\$ 3,687,198	\$ 3,724,070	\$ 3,761,308
MC-TR-C058 - Pedestrian Master Plan - New Sidewalks	\$ 21,047,059	\$ 21,257,530	\$ 21,470,105	\$ 21,684,806	\$ 14,000,000	\$ 5,000,000
MC-TR-C059 - Pedestrian Master Plan - School Safety	\$ 1,635,309	\$ 1,651,662	\$ 1,668,179	\$ 1,684,861	\$ 1,701,710	\$ 1,718,727
MC-TR-C060 - Bike Master Plan - Urban Trails and Bikeways	\$ 1,169,099	\$ 1,180,790	\$ 1,192,598	\$ 1,204,524	\$ 1,216,569	\$ 1,228,735
MC-TR-C061 - Pedestrian Master Plan - Crossing Improvements	\$ 1,635,309	\$ 1,651,662	\$ 1,668,179	\$ 1,684,861	\$ 1,701,710	\$ 1,718,728
MC-TR-C062 - Bike Master Plan - Protected Bike Lanes	\$ 9,757,419	\$ 9,854,993	\$ 9,953,543	\$ 10,053,078	\$ 6,053,609	\$ 14,355,146
MC-TR-C063 - Bike Master Plan - Greenways	\$ 2,430,256	\$ 2,454,558	\$ 2,479,104	\$ 2,503,895	\$ 2,528,934	\$ 2,554,226
MC-TR-C064 - Vision Zero	\$ 8,615,064	\$ 8,701,214	\$ 8,788,226	\$ 8,876,108	\$ 8,964,869	\$ 9,054,519
MC-TR-C071 - Arterial Major Maintenance	\$ 7,141,380	\$ 7,212,794	\$ 7,284,922	\$ 7,357,771	\$ 7,431,349	\$ 7,505,659
MC-TR-C088 - Sound Transit 3	\$ -	\$ 300,000	\$ 2,500,000	\$ 5,000,000	\$ 9,000,000	\$ 5,000,000
MC-TR-C118 - Aurora Avenue North Safety Improvements	\$ 250,000	\$ 500,000	\$ 2,250,000	\$ 2,250,000	\$ 2,250,000	\$ 7,650,000
MC-TR-C129 - Bridge Structural Repairs - Ballard	\$ 500,000	\$ 750,000	\$ 750,000	\$ 2,000,000	\$ 5,000,000	\$ 6,000,000
MC-TR-C130 - Bridge Structural Repairs - Magnolia	\$ 500,000	\$ 750,000	\$ 750,000	\$ 5,000,000	\$ 9,000,000	\$ -
MC-TR-C131 - Seawall Phase II	\$ 500,000	\$ 2,500,000	\$ 2,000,000	\$ -	\$ -	\$ -
MC-TR-C132 - Ship Canal Electrical/Mechanical - Ballard	\$ 850,000	\$ 750,000	\$ 750,000	\$ 750,000	\$ 3,500,000	\$ 5,500,000
MC-TR-C133 - Ship Canal Electrical/Mechanical - Fremont	\$ 850,000	\$ 750,000	\$ -	\$ -	\$ -	\$ -
MC-TR-C134 - Ship Canal Electrical/Mechanical - University	\$ 850,000	\$ 750,000	\$ 3,500,000	\$ 5,500,000	\$ 1,900,000	\$ -
MC-TR-C135 - Structural Preservation	\$ 12,102,384	\$ 12,223,407	\$ 12,345,641	\$ 12,469,097	\$ 12,593,788	\$ 12,719,724
MC-TR-C137 - Low Pollution Neighborhoods	\$ 959,035	\$ 968,626	\$ 978,312	\$ 988,095	\$ 997,976	\$ 1,007,956
MC-TR-C140 - Freight Program	\$ 1,219,112	\$ 1,231,303	\$ 1,243,616	\$ 1,256,052	\$ 1,268,613	\$ 1,281,304
MC-TR-C141 - Heavy Haul Network Program	\$ 200,000	\$ 200,000	\$ 1,600,000	\$ 2,000,000	\$ 3,000,000	\$ 1,000,000
MC-TR-C142 - Leary Way Industrial Zone Safety Improvements	\$ 125,000	\$ 250,000	\$ 625,000	\$ 800,000	\$ 800,000	\$ 800,000
MC-TR-C143 - Port Connection to I-90/I-5	\$ 125,000	\$ 250,000	\$ 625,000	\$ 800,000	\$ 800,000	\$ 800,000
MC-TR-C145 - 3rd Ave Revitalization, Long-Term Vision and Coordination	\$ 4,200,000	\$ 1,000,000	\$ 700,000	\$ 700,000	\$ 700,000	\$ 2,700,000
MC-TR-C146 - Pedestrian Lighting	\$ 1,168,078	\$ 1,179,759	\$ 1,191,557	\$ 1,203,473	\$ 1,215,508	\$ 1,227,660
MC-TR-C147 - People Streets and Public Spaces Capital	\$ 4,572,077	\$ 4,617,797	\$ 4,663,975	\$ 4,710,615	\$ 4,757,721	\$ 4,805,299
MC-TR-C148 - People Streets and Wayfinding Maintenance	\$ 233,615	\$ 235,951	\$ 238,311	\$ 240,694	\$ 243,101	\$ 245,536
MC-TR-C149 - N 130th St - Bitter Lake to Haller Lake	\$ 200,000	\$ 500,000	\$ 5,000,000	\$ 5,500,000	\$ -	\$ -
MC-TR-C150 - RapidRide R Line	\$ 500,000	\$ 1,250,000	\$ 1,250,000	\$ 8,000,000	\$ 9,000,000	\$ -
MC-TR-C151 - Transit Improvements & Access to Light Rail	\$ 7,587,438	\$ 7,663,312	\$ 7,739,945	\$ 7,817,344	\$ 7,895,517	\$ 7,974,472
MC-TR-C152 - Transit Passenger Safety	\$ 1,082,107	\$ 1,092,929	\$ 1,103,858	\$ 1,114,897	\$ 1,126,046	\$ 1,137,305
MC-TR-C153 - Neighborhood Scale Traffic Safety Programs	\$ 853,380	\$ 861,913	\$ 870,532	\$ 879,237	\$ 888,029	\$ 896,909
MC-TR-C154 - Neighborhood-Initiated Safety Partnership Program	\$ 4,776,377	\$ 4,824,140	\$ 4,872,381	\$ 4,921,105	\$ 4,970,316	\$ 5,020,021
MO-TR-C127 - Better Bike Barriers	\$ 987,481	\$ 997,356	\$ 1,007,330	\$ 1,017,403	\$ 1,027,577	\$ 1,037,853

Capital Project	2025	2026	2027	2028	2029	2030
13000 - Transportation Fund	\$ (7,229,328)	\$ (7,229,328)	\$ (7,229,328)	\$ (7,229,328)	\$ (7,229,328)	\$ (7,229,328)
MC-TR-C029 - Transit Corridor Improvements	\$ (1,250,000)	\$ (1,250,000)	\$ (1,250,000)	\$ (1,250,000)	\$ (1,250,000)	\$ (1,250,000)
MC-TR-C057 - SDOT ADA Program	\$ (2,038,060)	\$ (2,038,060)	\$ (2,038,060)	\$ (2,038,060)	\$ (2,038,060)	\$ (2,038,060)
MC-TR-C062 - Bike Master Plan - Protected Bike Lanes	\$ (1,075,000)	\$ (1,075,000)	\$ (1,075,000)	\$ (1,075,000)	\$ (1,075,000)	\$ (1,075,000)
MC-TR-C088 - Sound Transit 3	\$ (2,866,268)	\$ (2,866,268)	\$ (2,866,268)	\$ (2,866,268)	\$ (2,866,268)	\$ (2,866,268)
19900 - Transportation Benefit District Fund	\$ (893,048)	\$ (893,048)	\$ (893,048)	\$ (893,048)	\$ (893,048)	\$ (3,759,316)
MC-TR-C057 - SDOT ADA Program	\$ 788,060	\$ 788,060	\$ 788,060	\$ 788,060	\$ 788,060	\$ 788,060
MC-TR-C062 - Bike Master Plan - Protected Bike Lanes	\$ (4,547,376)	\$ (4,547,376)	\$ (4,547,376)	\$ (4,547,376)	\$ (4,547,376)	\$ (4,547,376)
MC-TR-C088 - Sound Transit 3	\$ 2,866,268	\$ 2,866,268	\$ 2,866,268	\$ 2,866,268	\$ 2,866,268	\$ -
30020 - REET II Capital Fund	\$ -	\$ -	\$ -	\$ -	\$ -	\$ -
MC-TR-C029 - Transit Corridor Improvements	\$ (1,250,000)	\$ (1,250,000)	\$ (1,250,000)	\$ (1,250,000)	\$ (1,250,000)	\$ (1,250,000)
MC-TR-C057 - SDOT ADA Program	\$ 1,250,000	\$ 1,250,000	\$ 1,250,000	\$ 1,250,000	\$ 1,250,000	\$ 1,250,000
Total Capital Appropriations in CBA SDOT-001-A	\$ 146,876,261	\$ 158,432,247	\$ 148,576,544	\$ 176,175,282	\$ 172,194,947	\$ 165,328,687

Description of Transportation Levy Position Requests - CBA SDOT-001-A-1

Attachment C

2025 position adjustments would be made in the 2025 Adopted Budget

2026 position adjustments would be included in the 2026 Endorsed Budget and may be reconsidered as part of 2026 budget deliberations

	Group	Position	FTE	Description / Primary Support
2025 Budget Add Positions - 72.0 FTE	Capital Projects	Civil Engineer, Associate	1.0	Project engineer and lead roadway/grading/drainage designer
	Capital Projects	Civil Engineer, Associate	1.0	Project engineer and lead multi-modal designer
	Capital Projects	Strategic Advisor 1	1.0	Project manager focused on roadway structures and AAC
	Capital Projects Division	Civil Engineer Specialist, Associate	1.0	Construction inspection to minimize consultants
	Capital Projects Division	Civil Engineer, Associate	1.0	Lead civil/sidewalk/corridor designer
	Capital Projects Division	Civil Engineer, Senior	1.0	Project engineer on bridges and structures
	Capital Projects Division	Civil Engineer, Senior	1.0	Project engineer for non-bridges and structures
	Capital Projects Division	Civil Engineering Specialist, Supervisor	1.0	Construction engineer on multiple projects
	Comms/PDD	Public Relations Specialist, Senior	1.0	Outreach/communications support for crew delivered projects
	Director's Office	Public Relations Specialist, Senior	2.0	Develop and manage communications and public outreach
	PCL	Personnel Specialist, Senior	1.0	Converts TLT for hiring
	Policy & Planning	Strategic Advisor 2	1.0	Develops new engagement strategies for long-term planning
	Policy & Planning	Transportation Planner, Associate	1.0	Central Seattle planning and engagement
	Policy & Planning	Transportation Planner, Associate	1.0	North Seattle planning and engagement
	Policy & Planning	Transportation Planner, Senior	1.0	South Seattle planning and engagement
	Policy & Planning	Transportation Planner, Senior	1.0	Low-pollution neighborhood program
	Policy & Planning	Transportation Planner, Senior	1.0	People, Streets, Public Spaces capital program
	Procurement	Management Systems Analyst, Senior	1.0	Converts TLT for procurement
	Project Development	Capital Projects Coordinator, Senior	1.0	Support large corridor projects (RRR, 130th, etc.)
	Project Development	Civil Engineer Specialist, Associate	1.0	Plan review and inspection for ADA
	Project Development	Civil Engineer Specialist, Associate	1.0	Supports ADA
	Project Development	Civil Engineer, Assistant	1.0	Project scoping schematics for 30/60/90% and final design
	Project Development	Civil Engineer, Assistant	1.0	Planning and design for better bike barrier projects
	Project Development	Civil Engineer, Associate	1.0	Project scoping schematics for 30/60/90% and final design
	Project Development	Civil Engineer, Senior	1.0	Supervisory functions during crew construction
	Project Development	Strategic Advisor 3	1.0	Crew coordination, manages crew delivery pipeline for sidewalks
	Project Development	Transportation Planner, Associate	1.0	Supports NISPP
	Project Development	Transportation Planner, Associate	1.0	Support large corridor projects (RRR, 130th, etc.)
	Project Development	Transportation Planner, Associate	1.0	Support accelerated sidewalks
	PSMD	Asphalt Paving Crew Chief	1.0	Asphalt sidewalk crew chief
	PSMD	Asphalt Raker	3.0	Installing new asphalt walkways and low cost sidewalks
	PSMD	Asphalt Raker, Senior	2.0	Installing new asphalt walkways and low cost sidewalks
	PSMD	Equipment Operator, Senior	2.0	Installing new asphalt walkways and low cost sidewalks
	PSMD	Maintenance Laborer, Senior	4.0	Support multiple crew-delivered projects (e.g., better bike barriers, bike lanes, guard rails, etc.)
	PSMD	Manager II	1.0	New sidewalk crew construction manager
	PSMD	Manager III	1.0	Manage the crew coordination unit in PEMS
	PSMD	Traffic Marking Lead Worker	3.0	Support multiple crew-delivered projects (e.g., better bike barriers, bike lanes, guard rails, etc.)
	PSMD	Traffic Signs and Markings Crew Chief I	1.0	Support multiple crew-delivered projects (e.g., better bike barriers, bike lanes, guard rails, etc.)
	PSMD	Traffic Signs and Markings Crew Chief II	1.0	Support multiple crew-delivered projects (e.g., better bike barriers, bike lanes, guard rails, etc.)
	Roadway Structures	Bridge Electrician	1.0	Ship canal electrical/mechanical replacement projects
	Roadway Structures	Carpenter Crew Chief	1.0	Supports Bridge Preventative Maintenance program
	Roadway Structures	Management Systems Analyst, Senior	1.0	Supports Bridge Preventative Maintenance program
	ROWUF	Arborist	1.0	Supports Expanded Tree Program
	ROWUF	Construction Maintenance Equipment Operator	2.0	PBL Electrified sweeping
	Street Use	Planning and Development Specialist II	1.0	FIFA / DAP/ 3rd Ave support
	Transit and Mobility	Transportation Planner, Associate	1.0	Plan review assess critical access needs at the curb
	Transit and Mobility	Transportation Planner, Senior	2.0	Staff the climate and electrification program
	Transportation Operations	Civil Engineer Specialist, Assistant III	1.0	Layout for channelization/signing improvements for crews
	Transportation Operations	Civil Engineer Specialist, Associate	1.0	Layout for channelization/signing improvements for crews

	Group	Position	FTE	Description / Primary Support
	Transportation Operations	Civil Engineer Specialist, Associate	1.0	FIFA / special events support
	Transportation Operations	Civil Engineer, Assistant III	1.0	Signal design, plan development, technical analysis, and modeling.
	Transportation Operations	Civil Engineer, Assistant III	1.0	Creates new signal timing for projects
	Transportation Operations	Civil Engineer, Assistant III	1.0	Signal design, plan development, technical analysis, and modeling.
	Transportation Operations	Civil Engineer, Associate	1.0	Creates new signal timing for projects
	Transportation Operations	Civil Engineer, Associate	1.0	Project review for impacts to traffic operations
	Transportation Operations	Civil Engineer, Associate	1.0	Signal design, plan development, technical analysis, and modeling.
	Transportation Operations	Civil Engineer, Associate	1.0	Layout lead for channelization/signing improvements
	Transportation Operations	Management Systems Analyst	1.0	Data management for ITS assets
	Transportation Operations	Strategic Advisor 1	1.0	Signal electrician apprenticeship lead
	Transportation Operations	Transportation Planner, Senior	1.0	Senior Planner for freight modal projects
Potential Add in 2026 - 44.0 FTE	Accounting	Accountant, Sr	1.0	Grants and partnership accounting
	Accounting	Strategic Advisor 1	1.0	Additional support on project costs accounting
	Asset and Performance Management	Civil Engineer Specialist, Associate	1.0	Support in data entry, onboarding of new assets, conducting geospatial analyses to support project delivery
	Capital Projects Division	Environmental Analyst, Senior	1.0	Environmental compliance lead for Capital Projects
	Capital Projects Division	Sr. Real Property Agent	1.0	Perform and review appraisals and acquisition of property rights
	FAD Division Management	Information Technology Programmer Analyst	1.0	Supports the Transportation Technology Plan
	Finance	Project Funding and Agreement Coordinator, Senior	1.0	Additional support on grant reporting
	Policy and Planning	Transportation Planner, Associate	1.0	Supports the transportation funding task force
	Project Development Division	Public Relations Specialist, Senior	1.0	Supports the NISPP
	PSMD	Asphalt Paving Crew Chief	1.0	This Crew Chief will oversee crew installing new Asphalt Sidewalks
	PSMD	Asphalt Raker	3.0	Installing new asphalt walkways and low cost sidewalks
	PSMD	Asphalt Raker, Senior	7.0	Installing new asphalt walkways and low cost sidewalks
	PSMD	Civil Engineer, Associate	1.0	This position designs ADA ramps for Levy projects that trigger ADA ramps .
	PSMD	Equipment Operator, Senior	4.0	Installing new asphalt walkways and low cost sidewalks
	PSMD	Maintenance Laborer, Senior	5.0	Support multiple crew-delivered projects (e.g., better bike barriers, bike lanes, guard rails, etc.)
	PSMD	Traffic Marking Lead Worker	2.0	Support multiple crew-delivered projects (e.g., better bike barriers, bike lanes, guard rails, etc.)
	ROWUF	Arboriculturist	1.0	Supports the arborist position that will develop the Expanded Tree Program
	ROWUF	Arborist	1.0	Supports CIP in the planning for new trees and establishment costs
	ROWUF	Landscape Architect	1.0	Provides oversight and plan review for CIP
	Street Use	Civil Engineering Specialist, Supervisor	1.0	Additional leadership and support for the Construction Coordination and Mobility Management workgroup
	Transit and Mobility	Transportation Planner, Senior	1.0	Plan review for levy projects that have a transit or related components
	Transportation Operations	Civil Engineer, Senior	1.0	Lead project development to advance modal element project and implementation plans
	Transportation Operations	Civil Engineer, Senior	1.0	Lead project review and approval of all projects with changes in traffic operations
	Transportation Operations	Civil Engineer, Senior	1.0	Lead design of Traffic Signal Modifications, Civil Improvements, and Channelization/Signing Improvements
	Transportation Operations	Civil Engineering Specialist, Senior	1.0	Advanced data analytics that supports project design and evaluation
	Transportation Operations	Manager 2	1.0	Manages ITS and signal project construction and support
	Transportation Operations	Warehouser, Senior	1.0	Position will support the ongoing modernization and organization in the signal shop
	Office of Equity and Economic Inclusion	Management Systems Analyst, Senior	1.0	Leads Title VI compliance

2025 COUNCIL BUDGET ACTION

V1

SDOT-002-A

Proviso \$89 million Transportation Levy Fund in SDOT until authorized by future Council action

SPONSORS

Rob Saka, Dan Strauss

DESCRIPTION

This Council Budget Action (CBA) would impose a proviso on half (\$89 million) of the Transportation Levy Fund appropriations in the Seattle Department of Transportation's (SDOT's) budget contemplated in CBA SDOT-001-A. The proviso would prohibit spending until authorized by future Council action. The intent of this proviso is to have SDOT proactively engage the Council in the development of detailed spending plans for Transportation Levy programs.

Council anticipates that the Transportation Levy spending plans will consider: Rainier Ave S traffic safety improvements, priority delivery of new sidewalks, Graham and Chinatown International District engagement on light rail stations, neighborhood greenway projects, and pedestrian connection projects.

This CBA would impose the following proviso:

"No more than \$89,000,000 of the Transportation Levy Fund (10399) appropriations in the 2025 budget for the Seattle Department of Transportation (SDOT) may be spent until authorized by future Council action. Council anticipates that such authorization would be granted after SDOT has proactively engaged the Council in the development of detailed spending plans for Transportation Levy programs."

ATTACHMENT: No

2025-2026 COUNCIL BUDGET ACTION

V1

SDOT-003-A

Increase SDOT by \$5 million (2025 and 2026) Transportation Fund and by \$2 million (2025 and 2026) Transportation Levy Fund for a new Council District Fund; create a new Council District Fund (MC-TR-C155) CIP project; replace \$2 million (2025 and 2026) Transportation Levy Fund with Transportation Fund in the SDOT ADA Program CIP project; and impose a proviso

SPONSORS

Rob Saka, Dan Strauss

FINANCIAL SUMMARY

Fund	2025 Increase (Decrease)	2026 Increase (Decrease)
General Fund	\$0	\$0
Other Funds	\$(6,979,328)	\$(7,008,203)
Total Budget Balance Effect	\$(6,979,328)	\$(7,008,203)

DESCRIPTION

This Council Budget Action (CBA) would result in a net increase of appropriations to the Seattle Department of Transportation (SDOT) of \$7 million Transportation Fund in 2025 and \$7 million Transportation Fund in 2026 to create a new Council District Fund Capital Improvement Program (CIP) project. This funding would be made available by CBA SDOT-001-A.

To address spending restrictions on a portion of these funds, this CBA would replace \$2 million of Transportation Levy Fund in 2025 and in 2026 (included in CBA SDOT-001-A) with \$2 million of Transportation Fund in the SDOT ADA Program (MC-TR-C057) CIP project. This \$2 million represents block-the-box and transit-lane camera enforcement revenue that is restricted to disability access programs and improvements, such as the SDOT ADA Program. This transfer makes \$2 million available for the Council District Fund. As a result, the Council District Fund CIP project would consist of \$5 million Transportation Fund and \$2 million Transportation Levy Fund in 2025, with the same amounts in 2026.

The intent of the Council District Fund is to fund neighborhood-scale traffic safety improvements and other district transportation priorities at the direction of the Council. This CBA would impose a proviso prohibiting spending of the Council District Fund until authorized by future Council action. Depending on the specific project proposals, future Council action may authorize spending within the Council District Fund CIP project or may consider transferring appropriations to other programs for implementation if warranted.

This CBA identifies funding for 2025 and 2026 only, and future budget actions would be required to continue the program beyond 2026. The Council District Fund CIP Page reflects unsecured funding of \$7 million per year for the program in 2027-2030.

2025-2026 COUNCIL BUDGET ACTION

The CIP page for the new Council District Fund is shown in Attachment A. A summary of the cumulative impacts of CBA SDOT-001-A and CBA SDOT-003-A to the SDOT ADA Program CIP project is shown in Attachment B.

This CBA would impose the following proviso:

"In addition to the restrictions imposed in Section 4(c) of the ordinance adopting a 2025 budget and any other restrictions imposed by law, none of the money appropriated in the 2025 budget for the Seattle Department of Transportation for the Council District Fund project, Project ID MC-TR-C155, in the 2025-2030 Capital Improvement Program may be spent until authorized by future Council action."

ATTACHMENT: Yes

TRANSACTIONS - ONGOING

Dept	BSL	BCL	Year	Revenue	Expenditure
SDOT	Mobility-Capital	13000-BC-TR-19003	2025		\$6,979,328
SDOT	Mobility-Capital	13000-BC-TR-19003	2026		\$7,008,203

Council District Fund

Project No:	MC-TR-C155	BSL Code:	BC-TR-19003
Project Type:	Ongoing	BSL Name:	Mobility-Capital
Project Category:	Improved Facility	Location:	Citywide
Current Project Stage:	N/A	Council District:	Multiple
Start/End Date:	N/A	Neighborhood District:	Multiple
Total Project Cost:	N/A	Urban Village:	Multiple

This program implements neighborhood-scale traffic safety improvements and other district transportation priorities at the direction of the City Council.

Resources	LTD Actuals	2024 Revised	2025	2026	2027	2028	2029	2030	Total
Street Use Fees	-	-	4,941	4,970	-	-	-	-	9,911
Transportation Funding Package - Lid Lift	-	-	2,038	2,038	-	-	-	-	4,076
Total:	-	-	6,979	7,008	-	-	-	-	13,987
Fund Appropriations / Allocations *	LTD Actuals	2024 Revised	2025	2026	2027	2028	2029	2030	Total
Transportation Levy Fund	-	-	2,038	2,038	-	-	-	-	4,076
Transportation Fund	-	-	4,941	4,970	-	-	-	-	9,911
Total:	-	-	6,979	7,008	-	-	-	-	13,987
Unsecured Funding	LTD Actuals	2024 Revised	2025	2026	2027	2028	2029	2030	Total
To Be Determined	-	-	-	-	7,000	7,000	7,000	7,000	28,000
Total:	-	-	-	-	7,000	7,000	7,000	7,000	28,000

Unsecured Funding Strategy: To be determined.

O&M Impacts: SDOT has individual project budgets for the maintenance of painted markings, signage, signals, bridges and roadway structures, urban forestry, and sidewalks and pavement; these budgets are constrained by the availability of transportation specific and general funds. The SDOT Asset Management website (<https://www.seattle.gov/transportation/about-sdot/asset-management>) provides unconstrained operational cost forecasting by asset type, typical lifecycle and average maintenance cost ranges.

* Funds are appropriated through the Adopted Budget at the Budget Summary Level. All Amounts shown above are in thousands of dollars

Summary of Proposed CIP, Transportation Levy, and SDOT-003-A impacts to SDOT ADA Program

Attachment B

MC-TR-C057 - SDOT ADA Program		2025	2026	2027	2028	2029	2030
Proposed CIP	13000 - Transportation Fund	\$ 2,315,433	\$ 2,325,060	\$ 2,335,060	\$ 2,346,060	\$ 2,356,060	\$ 2,367,060
	18500 - School Safety Traffic and Pedestrian Improvement Fund	\$ 6,697,089	\$ 6,931,000	\$ 7,174,000	\$ 7,425,000	\$ 7,685,000	\$ 7,954,000
	19900 - Transportation Benefit District Fund	\$ -	\$ 27,940	\$ 55,940	\$ 85,940	\$ 115,940	\$ 147,940
	30020 - REET II Capital Fund	\$ 240,673	\$ 293,000	\$ 347,000	\$ 403,000	\$ 461,000	\$ 520,000
Proposed funding in CIP (no Transportation Levy)		\$ 9,253,195	\$ 9,577,000	\$ 9,912,000	\$ 10,260,000	\$ 10,618,000	\$ 10,989,000
CBA-SDOT-001-A	10399 - Transportation Levy Fund	\$ 3,578,758	\$ 3,614,546	\$ 3,650,691	\$ 3,687,198	\$ 3,724,070	\$ 3,761,308
	13000 - Transportation Fund	\$ (2,038,060)	\$ (2,038,060)	\$ (2,038,060)	\$ (2,038,060)	\$ (2,038,060)	\$ (2,038,060)
	19900 - Transportation Benefit District Fund	\$ 788,060	\$ 788,060	\$ 788,060	\$ 788,060	\$ 788,060	\$ 788,060
	30020 - REET II Capital Fund	\$ 1,250,000	\$ 1,250,000	\$ 1,250,000	\$ 1,250,000	\$ 1,250,000	\$ 1,250,000
Total with Transportation Levy (CBA SDOT-001-A)		\$ 12,831,953	\$ 13,191,546	\$ 13,562,691	\$ 13,947,198	\$ 14,342,070	\$ 14,750,308
CBA SDOT-003-A	10399 - Transportation Levy Fund	\$ (2,038,060)	\$ (2,038,060)	\$ -	\$ -	\$ -	\$ -
	13000 - Transportation Fund	\$ 2,038,060	\$ 2,038,060	\$ -	\$ -	\$ -	\$ -
Total SDOT ADA Program with CBA SDOT-003-A transfers		\$ 12,831,953	\$ 13,191,546	\$ 13,562,691	\$ 13,947,198	\$ 14,342,070	\$ 14,750,308

2025 COUNCIL BUDGET ACTION

V1

SDOT-004-A

Proviso \$2 million in SDOT for transit and roadway improvements on Delridge Ave SW

SPONSORS

Rob Saka

DESCRIPTION

This Council Budget Action (CBA) would impose a proviso on \$2 million of appropriations in the Seattle Department of Transportation's (SDOT's) budget to make improvements to Delridge Way SW near the SW Holly St right-of-way to allow for left-turn ingress and egress from adjoining properties, including the Refugee and Immigrant Family Center Bilingual Preschool. These improvements would resolve access conflicts with the operation of the Delridge RapidRide service. It is the Council's expectation that SDOT shall deliver these improvements, and that SDOT will begin project development and implementation no later than August 1, 2025.

This CBA would impose the following proviso:

"Of the appropriations in the 2025 budget for the Seattle Department of Transportation's Transit Corridor Improvements (MC-TR-C029) CIP project, \$2 million is appropriated solely for improvements to Delridge Way SW near the SW Holly St right-of-way to allow for left-turn ingress and egress from adjoining properties, including the Refugee and Immigrant Family Center Bilingual Preschool, and may be spent for no other purpose."

ATTACHMENT: No

2025 COUNCIL BUDGET ACTION

V1

SDOT-005-A

Proviso \$175,000 in SDOT to implement parallel-only parking changes at Duwamish Head

SPONSORS

Rob Saka

DESCRIPTION

This Council Budget Action (CBA) would impose a proviso on \$175,000 of appropriations in the Seattle Department of Transportation's (SDOT's) budget to convert angled on-street parking on Harbor Ave SW at Duwamish Head to parallel-only parking, and to restore parallel-only parking to Alki Ave SW adjacent to this location.

This CBA would impose the following proviso:

"Of the appropriations in the 2025 budget for the Seattle Department of Transportation's Mobility Operations Budget Summary Level (BO-TR-17003), \$175,000 is appropriated solely for conversion of angled on-street parking on Harbor Ave SW at Duwamish Head to parallel-only parking and restoration of parallel-only parking to Alki Ave SW at Duwamish Head, and may be spent for no other purpose."

ATTACHMENT: No

2025-2026 COUNCIL BUDGET ACTION

V1

SDOT-006-A

Increase SDOT by \$1.18 million GF (2025) and decrease School Safety Traffic and Pedestrian Improvement Fund by \$1.18 million GF (2025) for speed enforcement cameras, and impose a proviso

SPONSORS

Rob Saka, Dan Strauss

FINANCIAL SUMMARY

Fund	2025 Increase (Decrease)	2026 Increase (Decrease)
General Fund	\$0	\$0
Other Funds	\$(1,181,000)	\$0
Total Budget Balance Effect	\$(1,181,000)	\$0

DESCRIPTION

This Council Budget Action (CBA) would increase appropriations in the Seattle Department of Transportation (SDOT) by \$1.18 million GF in 2025 to support deployment of automated traffic enforcement cameras for non-school zone speed enforcement. This CBA would impose a proviso to prohibit spending until authorized by future Council action.

Council anticipates that the Executive will engage the Council in developing a deployment plan for non-school zone speed enforcement cameras, identify any budgetary transfer of the identified \$1.18 million GF to impacted departments (including the Seattle Police Department and Seattle Municipal Court) that may be required to implement this program, and transmit any necessary legislation for the Council's consideration and future authorization of spending. The Council anticipates that the deployment of speed enforcement cameras will prioritize installation on Alki Ave SW and Harbor Ave SW.

Notwithstanding Seattle Municipal Code Section 5.82.010 and Section 1 of Ordinance 125206, this CBA would reduce the GF contribution of red-light camera revenue to the School Safety Traffic and Pedestrian Improvement (SSTPI) Fund by \$1.18 million in 2025. The SSTPI Fund has sufficient fund balance to account for the reduced revenue.

This CBA would impose the following proviso:

"Notwithstanding Seattle Municipal Code Section 5.82.010 and Section 1 of Ordinance 125206, of the General Fund appropriations in the 2025 budget for the Seattle Department of Transportation's Mobility Operations Budget Summary Level (BO-TR-17003), \$1,180,000 is appropriated solely for deployment of automated traffic enforcement cameras and may be spent for no other purpose. Furthermore, none of the money so appropriated may be spent until authorized by future Council action."

2025-2026 COUNCIL BUDGET ACTION**ATTACHMENT: No****TRANSACTIONS - ONE-TIME**

Dept	BSL	BCL	Year	Revenue	Expenditure
FG	Finance General - Revenue	00100-BR-FG-REVENUE	2025	\$1,181,000	
SDOT	Mobility Operations	00100-BO-TR-17003	2025		\$1,181,000
SDOT	Seattle Department of Transportation - Revenue	18500-BR-TR-REVENUE	2025	\$(1,181,000)	

2025-2026 COUNCIL BUDGET ACTION

V1

SDOT-007-A

Proviso \$175,000 in SDOT for urban design and pedestrian improvements to Ballard Avenue and the Ballard Brewery District

SPONSORS

Dan Strauss

FINANCIAL SUMMARY

Fund	2025 Increase (Decrease)	2026 Increase (Decrease)
General Fund	\$0	\$0
Total Budget Balance Effect	\$0	\$0

DESCRIPTION

This Council Budget Action (CBA) would impose a proviso on \$175,000 of appropriations in the Seattle Department of Transportation's (SDOT's) budget to implement urban design and pedestrian improvements to Ballard Ave and the Ballard Brewery District.

This CBA would impose the following proviso:

"Of the appropriations in the 2025 budget for the Seattle Department of Transportation's Mobility Operations Budget Summary Level (BO-TR-17003), \$175,000 is appropriated solely for urban design and pedestrian improvements to Ballard Ave and the Ballard Brewery District, and may be spent for no other purpose."

ATTACHMENT: No

2025 COUNCIL BUDGET ACTION

V1

SDOT-008-B

Rescind SDOT-008-A-1 and proviso \$1 million Seattle Transit Measure funds in SDOT for Transit Ambassadors and Behavioral Health Team

SPONSORS

Rob Saka

DESCRIPTION

This Council Budget Action (CBA) would rescind CBA SDOT-008-A-1 and would impose a proviso on \$1 million of Seattle Transit Measure appropriations in the Seattle Department of Transportation, reserving \$1 million to fund King County's Transit Center Ambassador Program and King County's Behavioral Health Team deployed on transit. This proviso differs from the proviso included in CBA SDOT-008-A-1 by including the Behavioral Health Team as an eligible appropriation.

This CBA imposes the following proviso:

"Of the Seattle Transit Measure appropriations in the 2025 budget for the Seattle Department of Transportation's Mobility Operations Budget Summary Level (BO-TR-17003), \$1,000,000 is appropriated solely for King County Metro's Transit Center Ambassador Program and King County's Behavioral Health Team deployed on transit, and may be spent for no other purpose."

ATTACHMENT: No

2025 COUNCIL BUDGET ACTION

V1

SDOT-009-A

Proviso \$500,000 Seattle Transit Measure funds in SDOT for Waterfront Shuttle transit service

SPONSORS

Budget Committee

DESCRIPTION

This Council Budget Action (CBA) would impose a proviso on \$500,000 of Seattle Transit Measure appropriations in the Seattle Department of Transportation's (SDOT's) budget to support Waterfront Shuttle transit service. Waterfront Shuttle transit service would fall under the emerging mobility needs category of spending authorized by the Seattle Transit Measure.

This CBA would impose the following proviso:

"Of the Seattle Transit Measure (Seattle Transportation Benefit District Fund) appropriations in the 2025 budget for the Seattle Department of Transportation's Mobility Operations Budget Summary Level (BO-TR-17003), \$500,000 is appropriated solely for Waterfront Shuttle transit service as an emerging mobility need funded by the Seattle Transit Measure and may be spent for no other purpose."

ATTACHMENT: No

2025-2026 COUNCIL BUDGET ACTION

V1

SDOT-101-A

Eliminate Unsecured Funding (2030) in SDOT for the Culture Connector CIP project

SPONSORS

Robert Kettle, Rob Saka, Cathy Moore

FINANCIAL SUMMARY

Fund	2025 Increase (Decrease)	2026 Increase (Decrease)
General Fund	\$0	\$0
Total Budget Balance Effect	\$0	\$0

DESCRIPTION

This Council Budget Action (CBA) would remove reference to \$410 million of unsecured funding in 2030 for the Seattle Department of Transportation's (SDOT's) Culture Connector Capital Improvement Program (CIP) project (MC-TR-C040). The impact of this CBA on the Culture Connector CIP page is shown in Attachment A. This CBA anticipates that the Executive will work to resolve any outstanding grant obligations related to the project, propose the abandonment of existing capital appropriations for the project in separate legislation, and work towards removing the Culture Connector from the CIP.

The Culture Connector (also known as the Center City Streetcar) would connect the South Lake Union Streetcar with the First Hill Streetcar through a 1.3 mile alignment in Downtown Seattle. The project was halted in 2018 due to concerns over cost escalation and design specifications. SDOT most recently reassessed the project in 2023 and identified a project cost estimate of \$410 million, which included \$74 million for utility relocation and \$90 million for structural upgrades to bridges, areaways, and roads to bear the weight of streetcar operations. The \$410 million cost estimate is reflected in the Culture Connector CIP Page as Unsecured Funding in 2030, and no appropriations are included in the 2025-2030 Proposed CIP.

ATTACHMENT: Yes

Culture Connector

Project No:	MC-TR-C040	BSL Code:	BC-TR-19003
Project Type:	Discrete	BSL Name:	Mobility-Capital
Project Category:	New Facility	Location:	Various
Current Project Stage:	Stage 3 - Design	Council District:	Council District 7
Start/End Date:		Neighborhood District:	Multiple
Total Project Cost:	\$460,000	Urban Village:	Multiple

The Culture Connector (formerly the Center City Connector) is a 1.27-mile segment of the Seattle Streetcar that will link the South Lake Union and First Hill Streetcar lines, creating a system that will connect over a dozen Seattle neighborhoods in Seattle's Center City. The project includes procurement of up to ten additional streetcars and design and construction of track and guideway; station shelters and platforms; overhead contact system; traction power substation; storage facility expansion; roadway and drainage; ADA curb ramps; curb space management; and urban streetscape. The project was put on indefinite pause in July 2020 in response to Citywide budget shortfalls caused by Covid-19.

Resources	LTD Actuals	2024 Revised	2025	2026	2027	2028	2029	2030	Total
City Light Fund Revenues	805	4,447	-	-	-	-	-	-	5,251
Commercial Parking Tax	784	(284)	-	-	-	-	-	-	500
Drainage and Wastewater Rates	2,393	1,179	-	-	-	-	-	-	3,572
Federal Grant Funds	13,720	(2,164)	-	-	-	-	-	-	11,556
Interfund Loan	412	588	-	-	-	-	-	-	1,000
LTGO Bond Proceeds	4,701	-	-	-	-	-	-	-	4,701
Street Vacations - CRSU	1,500	-	-	-	-	-	-	-	1,500
Street Vacations - SVF	100	-	-	-	-	-	-	-	100
Surplus Property Sales	2,450	-	-	-	-	-	-	-	2,450
Transportation Funding Package - Lid Lift	1,375	-	-	-	-	-	-	-	1,375
Transportation Network Company Revenue	54	-	-	-	-	-	-	-	54
Vehicle Licensing Fees	4,585	383	-	-	-	-	-	-	4,968
Water Rates	13,694	(483)	-	-	-	-	-	-	13,211
Total:	46,574	3,665	-	-	-	-	-	-	50,239
Fund Appropriations / Allocations *	LTD Actuals	2024 Revised	2025	2026	2027	2028	2029	2030	Total
2017 Multipurpose LTGO Bond Fund	4,701	-	-	-	-	-	-	-	4,701
Bridging The Gap Levy Fund	1,375	-	-	-	-	-	-	-	1,375
General Fund	54	-	-	-	-	-	-	-	54
Transportation Benefit District Fund	4,585	383	-	-	-	-	-	-	4,968
Transportation Fund	34,358	3,282	-	-	-	-	-	-	37,640
Unrestricted Cumulative Reserve Fund	1,500	-	-	-	-	-	-	-	1,500
Total:	46,574	3,665	-	-	-	-	-	-	50,239
Unsecured Funding:	LTD Actuals	2024 Revised	2025	2026	2027	2028	2029	2030	Total
To Be Determined	-	-	-	-	-	-	-	410,000	410,000
Total:	-	-	-	-	-	-	-	410,000	410,000

Unsecured Funding Strategy: SDOT will continue to work with the Mayor's office and City Council to determine the future of the project.

O&M Impacts: The Culture Connector would combine the two existing lines into a single Streetcar network. SDOT is currently working in collaboration with King County Metro on an operation plan for a single line. We expect to have an estimate of annual operating costs when the Center City Connector project reaches 30% design.

2025 STATEMENT OF LEGISLATIVE INTENT

V1

SDOT-104S-B

Request that SDOT provide a report on the performance measures and evaluation criteria used for consideration of bus-only lanes

SPONSORS

Sara Nelson, Rob Saka, Robert Kettle

DESCRIPTION

This Statement of Legislative Intent (SLI) requests that the Seattle Department of Transportation (SDOT) provide a report documenting the performance measures and evaluation criteria that SDOT uses when considering bus-only lanes on SDOT corridor projects outside of Regional Centers. The report should use SDOT's experience on the Route 40 and RapidRide R projects as examples to describe SDOT's decision-making regarding bus-only lanes in these locations.

The report should detail the specific evaluation criteria used, such as: existing transit ridership and projected transit ridership after the bus-lanes are installed, expected travel time savings (using non-aggregated, local data), improved transit speed and reliability, impact on general traffic capacity and congestion (using local data), and freight access and mobility considerations. The report should describe the environmental and economic impacts considered, such as impacts to adjoining small businesses, net impact to carbon emissions including potential vehicle idling time, and neighborhood construction impacts. Using this data, the report should then identify how SDOT predicts the anticipated performance of bus-only lanes, how SDOT measures the delivered outcomes after deployment, and any measures SDOT may take to mitigate potential underperformance.

The report should also identify SDOT's current understanding of mobility priorities for bus-only lanes given current commuting patterns in a post-pandemic environment.

Responsible Council Committee(s): Transportation

DUE DATE: June 2, 2025

2025 STATEMENT OF LEGISLATIVE INTENT

V1

SDOT-105S-A

Request that SDOT provide a report on the pothole repair program and performance indicators for potholes and roadway conditions

SPONSORS

Rob Saka, Maritza Rivera, Robert Kettle

DESCRIPTION

This Statement of Legislative Intent (SLI) requests that the Seattle Department of Transportation (SDOT) provide a report on the pothole repair program. The report should describe how SDOT identifies, prioritizes and repairs potholes. In addition, the report should describe the key performance indicators along with the objectives and key results that SDOT uses to evaluate pothole incidents and roadway conditions. The report should also describe any notable trends and insights pertaining to SDOT's pothole repair program, together with relevant industry best practices.

Responsible Council Committee(s): Transportation

DUE DATE: June 16, 2025

2025 STATEMENT OF LEGISLATIVE INTENT

V1

SDOT-106S-A

Request that SDOT provide recommendations on honorary street naming policies

SPONSORS

Rob Saka, Joy Hollingsworth, Robert Kettle

DESCRIPTION

This Statement of Legislative Intent (SLI) requests that the Seattle Department of Transportation (SDOT) provide policy guidelines and procedural recommendations for reviewing and processing community requests for honorary street names. The SLI response should include draft legislation to adopt an honorary street naming policy, including criteria to guide the Mayor and the Council's consideration of honorary street naming requests.

Responsible Council Committee(s): Transportation

DUE DATE: July 14, 2025

2025 COUNCIL BUDGET ACTION

V1

SDOT-107-B

Proviso \$1 million Transportation Levy Fund in SDOT for transit security services

SPONSORS

Rob Saka, Maritza Rivera, Robert Kettle

DESCRIPTION

This Council Budget Action (CBA) would impose a proviso on \$1 million of Transportation Levy appropriations in the Seattle Department of Transportation's (SDOT's) budget in 2025 for Transit Passenger Safety, as identified in CBA SDOT-001-A. The proviso would restrict funding to provide for transit security services and transit police. The intent of this proviso is to provide targeted deployment of security personnel to specific hot-spots and known problem areas, such as 3rd Avenue in Downtown Seattle.

The Transportation Levy spending plan (Attachment A to Ordinance 127053) identified \$9 million over the 8-year term of the levy for Transit Passenger Safety, described as "Invest[ments] in strategies that increase transit rider safety and security, including transit and public safety personnel services in coordination with King County Metro, Sound Transit, and/or other transit agencies." This Transportation Levy funding is separate and distinct from the Seattle Transit Measure, which provides funding for additional transit service, supports increased access to transit, and addresses emerging mobility needs.

This CBA would impose the following proviso:

"Of the Transportation Levy appropriations included in the 2025 budget for the Seattle Department of Transportation, \$1,000,000 is appropriated solely for transit security and transit police, and may be used for no other purpose."

ATTACHMENT: No

2025 STATEMENT OF LEGISLATIVE INTENT

V1

SDOT-107S-A

Request that SDOT provide a report on implementing transit security improvements, services, and policy

SPONSORS

Rob Saka, Maritza Rivera, Robert Kettle

DESCRIPTION

This Statement of Legislative Intent (SLI) requests that the Seattle Department of Transportation (SDOT) provide a report detailing the City's past efforts and future plans to implement transit security improvements and services to benefit transit riders and operators while riding transit. The report should describe how SDOT partners with King County Metro to support more King County Metro Police, as well as plans to ensure there are more social workers, security services, and transit ambassadors serving transit riders in Seattle. The report should describe the anticipated uses of available funding, including the Seattle Transit Measure and the Transportation Levy.

The report should identify the jurisdictional boundaries between the City and transit agencies in addressing transit safety concerns. The report should identify the regional governing bodies that establish transit safety policy and the City's representation/participation in these forums. The report should describe the City's internal efforts to address public safety coordination between SDOT, the Seattle Police Department, and any other affected departments. The report should document and disclose the actual reported and any suspected security and safety incidents occurring on King County Metro and Sound Transit service that runs through Seattle from 2023 through 2025 (as 2025 data is available), broken out by quarter, and broken out by the type of security and safety incident such as assaults, robberies/thefts, hate crimes, brandishing a weapon, etc.

The SLI response should 1) compare the adopted policies, protocols, and implementation approaches of King County Metro and Sound Transit with regard to the safety and security of transit riders and operators, and 2) specifically note any variances in the respective policies, protocols, and implementation approaches for each. The SLI response should develop a proposal for consideration in the 2026 budget for a leadership position to a) coordinate the City's work on transit passenger and operator safety while riding and operating transit, and b) engage with transit partners in aligning regional transit safety and security policies and protocols. The SLI response should provide for improved public transparency and help drive consistency in the City's efforts to enhance transit safety and address transit security disparities.

Responsible Council Committee(s): Transportation

DUE DATE: June 2, 2025

2025-2026 COUNCIL BUDGET ACTION

V1

SDOT-901-A

Decrease SDOT revenues by \$248,000 (2025) and \$752,000 (2026) to recognize October Forecast Update

SPONSORS

Budget Committee

FINANCIAL SUMMARY

Fund	2025 Increase (Decrease)	2026 Increase (Decrease)
General Fund	\$0	\$0
Other Funds	\$(247,517)	\$(751,543)
Total Budget Balance Effect	\$(247,517)	\$(751,543)

DESCRIPTION

This Council Budget Action (CBA) would decrease revenues to the Seattle Department of Transportation (SDOT) by \$248,000 in 2025 and \$752,000 in 2026 to recognize the impacts to transportation funds from the Office of Economic and Revenue Forecasts (Forecast Office)/City Budget Office (CBO) October 2024 forecast update. The forecast update's implications for the General Fund and other City funds are included in FG-901-A. In August of each year, the City receives a revenue forecast that is used for the Mayor's budget proposal, followed by a fall update during Council's budget deliberations. Details on the 2025 and 2026 impacts from the October revenue forecast update for transportation related revenues are listed below by fund:

1) Transportation Benefit District Fund (19900): This change decreases Transportation Benefit District Fund revenues by \$652,000 in 2025 and \$1.16 million in 2026 due to projected decreases in Seattle Transit Measure sales taxes; and

2) School Safety Traffic and Pedestrian Improvement (SSTPI) Fund (18500): This change increases SSTPI Fund revenues by \$405,000 in 2025 and \$415,000 in 2026, due to projected increases in school zone camera revenues.

ATTACHMENT: No

2025-2026 COUNCIL BUDGET ACTION**TRANSACTIONS - ONGOING**

Dept	BSL	BCL	Year	Revenue	Expenditure
SDOT	Seattle Department of Transportation - Revenue	18500-BR-TR-REVENUE	2025	\$404,751	
SDOT	Seattle Department of Transportation - Revenue	19900-BR-TR-REVENUE	2025	\$(652,268)	
SDOT	Seattle Department of Transportation - Revenue	18500-BR-TR-REVENUE	2026	\$415,406	
SDOT	Seattle Department of Transportation - Revenue	19900-BR-TR-REVENUE	2026	\$(1,166,949)	

2025-2026 COUNCIL BUDGET ACTION

V1

SFD-101-A

Increase SFD by \$61,000 GF (2025) and \$61,000 GF (2026) for South Lake Union public safety awareness program

SPONSORS**Robert Kettle****FINANCIAL SUMMARY**

Fund	2025 Increase (Decrease)	2026 Increase (Decrease)
General Fund	\$(61,000)	\$(61,000)
Total Budget Balance Effect	\$(61,000)	\$(61,000)

DESCRIPTION

This Council Budget Action (CBA) would increase proposed appropriations to the Seattle Fire Department (SFD) by \$61,000 GF in 2025 and \$61,000 GF in 2026 to fund the Recreational Boating Association's South Lake Union "Mind the Zone" awareness program. The program helps to raise awareness of the five seaplane advisory buoys that run North to South on Seattle's Lake Union.

ATTACHMENT: No**TRANSACTIONS - ONGOING**

Dept	BSL	BCL	Year	Revenue	Expenditure
SFD	Leadership and Administration	00100-BO-FD-F1000	2025		\$61,000
SFD	Leadership and Administration	00100-BO-FD-F1000	2026		\$61,000



2025-2026 COUNCIL BUDGET ACTION

V1

SFD-102-A

Increase SFD by 1.0 FTE Fire Captain to restore the sworn Disability Officer position that would be civilianized in the 2025-2026 Proposed Budget

SPONSORS

Dan Strauss

FINANCIAL SUMMARY

Fund	2025 Increase (Decrease)	2026 Increase (Decrease)
General Fund	\$0	\$0
Total Budget Balance Effect	\$0	\$0

DESCRIPTION

This Council Budget Action (CBA) would increase the Seattle Fire Department (SFD) by 1.0 FTE Fire Captain position to restore a SFD Disability Officer position that is proposed for civilianization in the 2025-2026 Proposed Budget. The 2025-2026 Proposed Budget would abrogate the Fire Captain position and replace it with a civilian position pocket to accomplish the job duties of the Disability Officer.

The Executive has indicated that further exploration and conversation with labor partners must happen before a transfer of duties can occur. This CBA would retain the Fire Captain position while the Executive continues discussions with labor and works to determine how to staff this body of work.

ATTACHMENT: No

POSITIONS

Dept	BCL	Year	Position Title	Positions	FTE
SFD	00100-BO-FD-F1000	2025	Fire Capt-Admin-80 Hrs	1	1
SFD	00100-BO-FD-F1000	2026	Fire Capt-Admin-80 Hrs	1	1

2025 COUNCIL BUDGET ACTION

V2

SPD-101-A

Proviso SPD sworn salary, benefits, and overtime

SPONSORS

Robert Kettle

DESCRIPTION

This Council Budget Action (CBA) would impose a proviso on the Seattle Police Department (SPD) that restricts sworn salary and benefit funding so that it may only be used to pay SPD's recruits and sworn officers, and overtime for the same, until the Council passes a future ordinance.

For the purposes of this proviso, "salary and benefit" purposes include use of funds for benefits such as separation pay, workers' compensation payouts or any other salary-related expenditure. This proviso specifically authorizes expenditure of sworn salary savings on sworn officer overtime.

This CBA imposes the following proviso:

"Of the appropriation in the 2025 budget for the Seattle Police Department, none of the money that is necessary to support sworn salary, benefits, and overtime for 1,041 recruit and sworn officer FTE on an average annual basis may be spent for any other purpose unless authorized by a future ordinance."

ATTACHMENT: No

2025-2026 COUNCIL BUDGET ACTION

V2

SPD-102-A

Increase SPD by 1.0 FTE Strategic Advisor 3 to oversee its participation in the 30x30 Initiative

SPONSORS

Rob Saka, Cathy Moore

FINANCIAL SUMMARY

Fund	2025 Increase (Decrease)	2026 Increase (Decrease)
General Fund	\$0	\$0
Total Budget Balance Effect	\$0	\$0

DESCRIPTION

This Council Budget Action (CBA) would increase position authority in the Seattle Police Department (SPD) by 1.0 FTE Strategic Advisor 3 to oversee department investments and programs that align with the national 30x30 Initiative. The position would be funded in 2025 and 2026 with salary savings that accrue from vacant, funded civilian positions within the department. Therefore, no additional appropriation authority is provided to support the position.

The Council intends for this position to support and align with the SPD Chief's ongoing efforts. The position is intended to maximize efficiencies across various functionalities in furtherance of the 30x30 Initiative's* goals, and to strengthen public safety by increasing representation of women in policing. Specific duties should include, but not be limited to:

- Reporting directly to the Chief of Police or command staff;
- Serve as a member of any steering committee or board related to the 30x30 Initiative;
- Partner and coordinate with the Seattle Police Women's Alliance, a nonprofit affinity group, to ensure that SPD's implementation of the 30x30 Initiative supports the identified needs and priorities of women officers and command staff;
- Assist in the development of recruiting efforts targeted to women;
- Assist in the development and coordination of women-only training classes for sworn SPD officers, with topics to include shooting, defensive tactics, the Incident Command System (ICS) approach, leadership, and more;
- Participate in the development of policies that are anticipated to have particular or discrete impact on women officers, such as those concerning parental leave, uniforms, and equipment;
- Establish an SPD Women's Peer Support Team, which is intended to be a venue for women officers at SPD to candidly and confidentially discuss their specific experiences;
- Coordinate surveys of women officers at SPD to understand the issues they face and their satisfaction with SPD's ongoing actions and investments consistent with the 30x30 Initiative;
- Coordinate and submit to the Council the information requested in ORD 127026 on a bi-annual basis; and

2025-2026 COUNCIL BUDGET ACTION

- Present to the Council, within four months of hiring the position in this CBA, a high-level workplan for the next 18 months, including a request for additional programmatic resources for funding in a supplemental budget or as part of the annual budget.

*Background: The 30x30 Initiative is a national initiative to advance the representation and experiences of women in policing in agencies across the United States. The initiative, which was launched in 2021, is a national coalition of police leaders, researchers, and professional organizations that share the common goals of: (1) increasing the representation of women in police recruit classes to 30 percent by 2030; and (2) ensuring that police policies and culture intentionally support the success of qualified women officers throughout their careers.

ATTACHMENT: No

POSITIONS

Dept	BCL	Year	Position Title	Positions	FTE
SPD	00100-BO-SP-P1600	2025	StratAdvsr3,General Govt	1	1
SPD	00100-BO-SP-P1600	2026	StratAdvsr3,General Govt	1	1

2025-2026 COUNCIL BUDGET ACTION

V2

SPD-103-A

Increase SPD by 2.0 FTE Parking Enforcement Officer (PEO) Supervisor positions for PEO training

SPONSORS**Budget Committee****FINANCIAL SUMMARY**

Fund	2025 Increase (Decrease)	2026 Increase (Decrease)
General Fund	\$0	\$0
Total Budget Balance Effect	\$0	\$0

DESCRIPTION

This Council Budget Action (CBA) would increase position authority in the Seattle Police Department (SPD) by 2.0 FTE Parking Enforcement Officer (PEO) Supervisor positions to serve as dedicated training positions for the PEO Unit. The positions would be funded in 2025 and 2026 with salary savings that accrue from vacant, funded civilian positions in the department. Therefore, no additional appropriation authority is provided to support the positions.

SPD staff have indicated that: (1) the PEO unit's capacity to train new PEOs is currently limiting the number of candidates that can complete SPD's hiring process; and (2) two dedicated PEO training positions would allow SPD to admit into the backgrounding process more candidates, as the department would have confidence that it has the back-end capacity to handle more frequent training classes.

New, dedicated training positions would need to be negotiated as part of the collective bargaining process with both the PEO and PEO Supervisor unions. PEOs currently provide the department's basic PEO training while serving in an out-of-class PEO Supervisor role. Therefore, this CBA adds two PEO Supervisor positions to serve as dedicated trainers. Although ultimately, the exact position type would be determined through the collective bargaining process, and it is possible that the department may reclassify the positions through the city's Classification and Compensations process.

Background: In recent years, the City has had difficulty staffing the PEO Unit. Since 2020, the PEO Unit has carried approximately 20 vacant positions among its 104 PEO positions, 12 PEO Supervisor positions and two Manager positions.

ATTACHMENT: No**POSITIONS**

Dept	BCL	Year	Position Title	Positions	FTE
SPD	00100-BO-SP-P3400	2025	Parking Enf Ofcr Supv	2	2
SPD	00100-BO-SP-P3400	2026	Parking Enf Ofcr Supv	2	2

2025 STATEMENT OF LEGISLATIVE INTENT

V2

SPD-103S-A

Request that SPD report on its Parking Enforcement Officer hiring process

SPONSORS

Budget Committee

DESCRIPTION

This Statement of Legislative Intent (SLI) would request that the Seattle Police Department (SPD) report on how it will address ongoing vacancy issues in the Parking Enforcement unit by streamlining its current step-heavy, process-intensive hiring process, and providing recommendations on changes that could be made to attract and retain Parking Enforcement Officers (PEOs).

SPD staff have created a hiring group consisting of PEO Field Training Officers (FTOs), PEO managers, and Human Resources personnel, to identify potential changes to the hiring process, which currently requires candidates to complete seven steps over a six-month period. This SLI would ensure that the department's current reform process is reviewed by the Council.

Background: In recent years, the City has had difficulty staffing the PEO Unit. Since 2020, the PEO Unit has carried approximately 20 vacant positions among its 104 PEO positions, 12 PEO Supervisor positions, and two Manager positions.

SPD should submit the report to the Chair of the relevant committee and the Central Staff Director.

Responsible Council Committee(s): Public Safety

DUE DATE: June 1, 2025

2025-2026 COUNCIL BUDGET ACTION

V2

SPD-105-A

Increase SPD by \$10 million GF (2026) for overtime

SPONSORS

Robert Kettle

FINANCIAL SUMMARY

Fund	2025 Increase (Decrease)	2026 Increase (Decrease)
General Fund	\$0	\$(10,000,000)
Total Budget Balance Effect	\$0	\$(10,000,000)

DESCRIPTION

This Council Budget Action (CBA) would increase appropriations in the Seattle Police Department (SPD) by \$10 million GF in 2026 to make ongoing a proposed one-time increase of \$10 million for overtime in 2025. The 2025-2026 Proposed Budget would add \$10 million in 2025 only for overtime to fund emphasis patrols, sick leave backfill, and established minimum staffing levels at SPD. The \$10 million proposed increase in 2025 was made to sync the 2025 budget with expected spending levels, which are projected to mirror spending levels in 2024. Without continuing the \$10 million increase into 2026, SPD would have to severely curtail its overtime spending, or the Executive and Council would need to add more funding in 2026.

This CBA is offset by CBA SPD-904-A-2, which reduces \$6.5 million in 2025 and \$6.5 million in 2026 for sworn salary savings that would accrue because SPD's salary budget is funded at a greater level than is necessary to support SPD's current and projected number of recruits, sworn officers and the addition of 30 net new officers through 2026.

ATTACHMENT: No**TRANSACTIONS - ONGOING**

Dept	BSL	BCL	Year	Revenue	Expenditure
SPD	Patrol Operations	00100-BO-SP-P1800	2026		\$10,000,000

2025-2026 COUNCIL BUDGET ACTION

V1

SPD-106-A

Increase SPD by \$200,000 GF (2025) and \$16,000 GF (2026) to expand the Closed-Circuit Television pilot on Aurora

SPONSORS**Cathy Moore****FINANCIAL SUMMARY**

Fund	2025 Increase (Decrease)	2026 Increase (Decrease)
General Fund	\$(200,000)	\$(16,000)
Total Budget Balance Effect	\$(200,000)	\$(16,000)

DESCRIPTION

This Council Budget Action (CBA) would increase appropriations in the Seattle Police Department (SPD) by \$200,000 GF in 2025 and \$16,000 GF in 2026 to expand the Closed-Circuit Television (CCTV) pilot that was approved for Aurora Avenue in Ordinance 127110. The 2025-2026 Proposed Budget would fund the original Aurora pilot site south to 95th Street and north to 130th Street. This CBA would provide funding to extend the pilot site further south to 85th Street and further north to 145th Street, which is consistent with the boundaries established by amendment to ORD 127110.

ATTACHMENT: No**TRANSACTIONS - ONGOING**

Dept	BSL	BCL	Year	Revenue	Expenditure
SPD	Technical Services	00100-BO-SP-P8000	2025		\$200,000
SPD	Technical Services	00100-BO-SP-P8000	2026		\$16,000

2025 STATEMENT OF LEGISLATIVE INTENT

V2

SPD-108S-A

Request that SPD provide quarterly reports on staffing, overtime, and performance metrics.

SPONSORS

Budget Committee

DESCRIPTION

This Statement of Legislative Intent (SLI) requests that the Seattle Police Department (SPD) provide quarterly reports to the Public Safety Committee on police staffing, overtime and performance metrics, including:

- (1) Staffing data including: (a) the “SPD Sworn Staffing Model”; (b) the “Precinct Staffing Report”; and (c) demographic data on hires and separations;
- (2) Overtime data including two years of actual and planned expenditures at the bureau and program level and accounting for both dollars spent and hours worked; and
- (3) Performance data including: (a) 911 call response time metrics; (b) Z-Disposition call handling metrics; and (c) an explanation of how changes to patrol and department staffing have affected SPD’s ability to meet its response time and call handling goals.

All data should be submitted consistent with the format used in SPD-801S-A-2-2023. Department budget staff should assume that the Chair of the Public Safety Committee will request their presence at a hearing in the second week of the month following submittal of the data.

SPD should submit the reports to the Public Safety Committee and Central Staff Director as follows: By February 21, the report should include the 2024 year-end staffing data requested in the first item (1) above. By April 25 and July 25, the reports should address all items (1-3) above. If data for all items (1-3) is not available by the due date, then SPD staff should send on a piecemeal basis any data that is available.

Responsible Council Committee(s):

DUE DATE: February 21, 2025

2025 STATEMENT OF LEGISLATIVE INTENT

V1

SPD-109S-A

Request that SPD study childcare options for sworn employees

SPONSORS

Cathy Moore, Rob Saka, Maritza Rivera

DESCRIPTION

This Statement of Legislative Intent (SLI) would request that the Seattle Police Department (SPD) engage with a consultant to study childcare options for SPD employees, as recommended by the Chief and in accordance with the goals of the 30x30 Initiative. The study should examine childcare options that:

- (1) Provide flexible drop-off and pick-up times to accommodate irregular work hours;
- (2) Provide round-the-clock services to accommodate varying shift schedules;
- (3) Establish a City-run facility, or locate community-run facilities that could secure spots for SPD families; and
- (4) Identify SPD families or friends that are interested in developing in-home childcare businesses.

It is the Council's intent that SPD notify all members of the Public Safety Committee when the consultant is hired and when the consultant's study is complete. No other reporting is required by this SLI.

*Background: The 30x30 Initiative is a national initiative to advance the representation and experiences of women in policing in agencies across the United States. The initiative, which was launched in 2021, is a national coalition of police leaders, researchers, and professional organizations that share the common goals of: (1) increasing the representation of women in police recruit classes to 30 percent by 2030; and (2) ensuring that police policies and culture intentionally support the success of qualified women officers throughout their careers.

Responsible Council Committee(s): Public Safety

DUE DATE:

2025 STATEMENT OF LEGISLATIVE INTENT

V1

SPD-110S-A

Request that SPD report on officer recruitment and retention

SPONSORS

Rob Saka, Joy Hollingsworth, Robert Kettle

DESCRIPTION

This Statement of Legislative Intent (SLI) would request that the Seattle Police Department (SPD) create and report on a strategic plan that would ensure that the department meets the goals of its Hiring and Retention Initiative. The plan should:

1. Set forth an overarching strategy and define an implementation approach that would best position the department to recruit and hire 300-500+ additional police officers and restore officer staffing levels to pre-Covid levels of 1400+ deployable officers;
2. Describe with specificity, a durable and cohesive approach that addresses how the department could effectively achieve its recruitment and hiring goals, broken out by both new recruits and lateral hires, and outlines specific strategies, concrete steps, and detailed best practices the department should employ in both the near-term and long-term;
3. Define specific objectives and key results, goals, and anticipated milestones to allow the department to meet its officer recruitment and hiring targets in a defined timeline, and removing barriers to hiring qualified candidates – ensuring that each listed goal is sufficiently specific, measurable, ambitious, achievable, relevant, and time-bound; and
4. Identify and describe benchmarks, metrics and key performance indicators, and a detailed plan to achieve those metrics in a manner that is consistent with the data and anecdotal information collected on hiring, recruitment, and retention to date.

SPD should submit the report to the Chair of the relevant committee and the Central Staff Director.

Responsible Council Committee(s): Public Safety

DUE DATE: September 1, 2025

2025 STATEMENT OF LEGISLATIVE INTENT

V1

SPD-111S-A

Request that SPD report on automated sound enforcement technology

SPONSORS

Rob Saka, Cathy Moore, Robert Kettle

DESCRIPTION

This Statement of Legislative Intent (SLI) would request that the Seattle Police Department (SPD) collaborate with vendors that produce automated vehicle noise enforcement technology to report on (1) how the technology works to combat illegal vehicle noise through the use of camera and microphone systems that detect and measure sound pressure; and (2) policy considerations of using the technology, including how SPD would determine which Seattle neighborhoods could benefit from the technology. The report should identify:

- (1) The feasibility of using the automated sound enforcement technology, and potential limitations for deployment, including placement of cameras where industrial or other environmental noise could interfere with the technology;
- (2) The potential to use automated sound enforcement technology to combat illegal street racing;
- (3) Whether SPD would use the technology in a manner that differentiates enforcement for (a) vehicles that were manufactured to create high noise levels such as certain types of motorcycles, (b) vehicles that were modified to create additional exhaust noise, (c) vehicles that are in temporary disrepair (e.g., broken mufflers); or vehicles that play extremely loud music;
- (4) SPD recommendations on whether the technology should be used for non-vehicle enforcement (e.g., loud music in parks or beaches);
- (5) Impacts to vulnerable communities based on SPD's recommended use of automated vehicle noise enforcement technology;
- (6) SPD recommendations on where the City might deploy automated vehicle noise enforcement technology, to include areas that are acutely affected by noise complaints and violations such as Harbor Ave or Alki Beach in West Seattle; and
- (7) State and City code changes that are required for deployment of automated vehicle noise enforcement technology.

SPD should submit the report to the relevant committee and the Central Staff Director.

Responsible Council Committee(s): Public Safety

DUE DATE: July 15, 2025

2025-2026 COUNCIL BUDGET ACTION

V2

SPD-904-A

Decrease SPD by \$6.5 million GF (2025) and \$6.5 million GF (2026) to adjust sworn salary funding

SPONSORS

Budget Committee

FINANCIAL SUMMARY

Fund	2025 Increase (Decrease)	2026 Increase (Decrease)
General Fund	\$6,500,000	\$6,500,000
Total Budget Balance Effect	\$6,500,000	\$6,500,000

DESCRIPTION

This Council Budget Action (CBA) would decrease appropriations to the Seattle Police Department (SPD) by \$6.5 million GF in 2025 and \$6.5 million GF in 2026 to adjust sworn salary funding so that it does not exceed the funding needed to support all recruits, student officers, fully trained officers, and the addition of 30 net new officers by 2026. The \$6.5 million in unnecessary funding in each year is repurposed to fund the \$10 million add in 2026 to the overtime budget that is reflected in SPD-105-A-2, and for other public safety purposes.

Background: City Budget Office (CBO) and SPD staff have indicated that SPD will need 1,041 funded FTE to support all of its recruit and sworn positions in 2025, and to hire an additional 15 officers above attrition. The difference between what is funded (1,076 FTE), and what is needed for existing staff and 15 net new hires (1,041 FTE) is a total of 35 FTE or approximately \$6.5 million in salary savings. This salary savings is currently unprogrammed in SPD's budget and is available for other uses. The 2026 Staffing Plan is overbudgeted by \$6.5 million for the same underlying reason.

ATTACHMENT: No

2025-2026 COUNCIL BUDGET ACTION

TRANSACTIONS - ONGOING

Dept	BSL	BCL	Year	Revenue	Expenditure
SPD	Patrol Operations	00100-BO-SP-P1800	2025		\$(400,000)
SPD	West Precinct	00100-BO-SP-P6100	2025		\$(800,000)
SPD	North Precinct	00100-BO-SP-P6200	2025		\$(1,200,000)
SPD	South Precinct	00100-BO-SP-P6500	2025		\$(800,000)
SPD	East Precinct	00100-BO-SP-P6600	2025		\$(700,000)
SPD	Southwest Precinct	00100-BO-SP-P6700	2025		\$(600,000)
SPD	Criminal Investigations	00100-BO-SP-P7000	2025		\$(2,000,000)
SPD	Patrol Operations	00100-BO-SP-P1800	2026		\$(400,000)
SPD	West Precinct	00100-BO-SP-P6100	2026		\$(800,000)
SPD	North Precinct	00100-BO-SP-P6200	2026		\$(1,200,000)
SPD	South Precinct	00100-BO-SP-P6500	2026		\$(800,000)
SPD	East Precinct	00100-BO-SP-P6600	2026		\$(700,000)
SPD	Southwest Precinct	00100-BO-SP-P6700	2026		\$(600,000)
SPD	Criminal Investigations	00100-BO-SP-P7000	2026		\$(2,000,000)

2025-2026 COUNCIL BUDGET ACTION

V1

SPL-001-A

Increase SPL by \$30,000 GF (2025) for library materials

SPONSORS

Tanya Woo, Rob Saka, Cathy Moore

FINANCIAL SUMMARY

Fund	2025 Increase (Decrease)	2026 Increase (Decrease)
General Fund	\$(30,000)	\$0
Other Funds	\$0	\$0
Total Budget Balance Effect	\$(30,000)	\$0

DESCRIPTION

This Council Budget Action (CBA) would increase the Seattle Public Library (SPL) by \$30,000 GF in 2025 (one-time) for physical library materials with the intention to prevent planned cuts to spending on magazine and newspaper subscriptions, and reference books. The 2025-2026 Proposed Budget would include a \$10,000 (9 percent) annual reduction in newspaper and magazine subscriptions and a \$5,000 (14 percent) annual reduction in reference book purchases.

SPL does not track nor have access to demographic information for patrons by use or type. However, SPL staff know from experience that lower income groups and older adult populations on fixed incomes depend on the library to provide physical access to informational and recreational materials. Reductions to physical formats such as magazine and newspaper subscriptions will create a disproportionate impact on patrons who may not have access to technology.

SPL employs an equity-informed approach when considering reductions to titles (newspapers, magazines, books, etc.) and quantities. Even if a title is not removed, fewer quantities of a title could result in less access. Additionally, Non-English language materials, including printed books and newspapers, are more expensive than their English counterparts—meaning that the impact of a budget cut to those materials is comparatively amplified. The reductions in the Proposed Budget would not only reduce contemporary access for resources to impacted communities, but also leave a permanent gap in historic coverage that impacts retrospective research for all communities, with periodicals and news being a key source of historic record.

This CBA is funded by GF dollars originally included in CBO-002-A-1 to delay layoffs of City staff. CBO 002-A-1 would have provided \$87,000 from one-time GF balance and position authority for a six-month restoration of 1.0 FTE Management Systems Analyst in the Seattle Department of Human Resources that was proposed for layoff in the 2025-2026 Proposed Budget. This proposal has been removed from the Balancing Package because the position is currently vacant; the revised CBA is CBO-002-A-2. This CBA does not impact the projected ongoing operating GF deficit in the 2027-2028 biennium.

2025-2026 COUNCIL BUDGET ACTION**ATTACHMENT: No****TRANSACTIONS - ONE-TIME**

Dept	BSL	BCL	Year	Revenue	Expenditure
FG	Appropriation to Special Funds	00100-BO-FG-2QA00	2025		\$30,000
SPL	Library Program and Services	10410-BO-PL-B4PUB	2025	\$30,000	\$30,000

2025-2026 COUNCIL BUDGET ACTION

V1

SPR-002-A

Increase SPR by \$1.5 million REET I Capital Fund (2025) to convert a ballfield infield at Garfield Playfield to turf

SPONSORS

Joy Hollingsworth

FINANCIAL SUMMARY

Fund	2025 Increase (Decrease)	2026 Increase (Decrease)
General Fund	\$0	\$0
Other Funds	\$(1,500,000)	\$0
Total Budget Balance Effect	\$(1,500,000)	\$0

DESCRIPTION

This Council Budget Action (CBA) would increase proposed appropriations to Seattle Parks and Recreation (SPR) by \$1.5 million Real Estate Excise Tax I (REET I) Capital Fund in 2025 to convert a 60-foot ballfield's infield at Garfield Playfield to turf in the Major Maintenance and Asset Management (MC-PR-41001) Capital Improvement Program (CIP) project.

This CBA would fund conversion of a 60-foot ballfield's infield at Garfield Playfield to synthetic turf, and may include but not be limited to, lighting and additional updates to the dugouts and backstop, and any accessibility improvements. This CBA is intended to increase playing options for youth softball, supporting safe, accessible, and quality play for users on a year-round basis including during inclement weather. Limiting the conversion to the infield is intended to expedite the timeline of this project at a lower cost than converting the entire field. Other examples of infield conversions include Rainier Playfield and Garfield Baseball field #1.

Converting the entire softball field is estimated to cost over \$10 million. While the overall cost of an infield conversion is lower, the cost per square foot is slightly higher than a full conversion due to additional efforts to ensure appropriate functioning of the entire field and improvements that do not benefit from the economy of scale inherent to a large field conversion. Converting the infield to turf commits the City to replacing the synthetic turf every 10-12 years, a capital investment estimated to cost between \$300,000-\$500,000 or more depending on the size and condition of the field.

The financial plan for the Real Estate Excise Tax (REET) I Capital Projects Fund included in the 2025-2026 Proposed Budget shows a positive unrestricted fund balance in 2025 and beyond. This CBA may reduce the unrestricted fund balance but based on the current financial plan, this one-time appropriation can be supported without creating a deficit in this fund in 2025 and beyond.

The impact of this Council Budget Action on the Major Maintenance and Asset Management CIP page is shown in Attachment A.

2025-2026 COUNCIL BUDGET ACTION**ATTACHMENT: Yes**

TRANSACTIONS - ONE-TIME

Dept	BSL	BCL	Year	Revenue	Expenditure
SPR	Fix It First	30010-BC-PR-40000	2025		\$1,500,000

Attachment A
Major Maintenance and Asset Management

Project No:	MC-PR-41001	BSL Code:	BC-PR-40000
Project Type:	Ongoing	BSL Name:	Fix It First
Project Category:	Rehabilitation or Restoration	Location:	Citywide
Current Project Stage:	N/A	Council District:	Multiple
Start/End Date:	N/A	Neighborhood District:	Multiple
Total Project Cost:	N/A	Urban Village:	Multiple

This ongoing project provides funding for asset renewal in parks and recreation facilities citywide, including athletic fields, play areas, swimming pools, trails, buildings, accessibility elements, outdoor infrastructure, and related work. This project also funds integrated asset management to track and forecast long-term asset and maintenance needs. Typical major maintenance improvements may include, but are not limited to renovating buildings, Americans with Disabilities (ADA) access improvements, replacing play area structures, forest, landscape, trail maintenance and improvements, swimming pool repairs, athletic field refurbishment, and installation of energy efficient lighting, and related major maintenance work. These projects will address health and safety codes, extend the life of the asset, improve access for all, reduce energy costs, reclaim Parks property, and improve the overall park experience for the public.

Resources	LTD Actuals	2024 Revised	2025	2026	2027	2028	2029	2030	Total
CRS Misc Revenues	58	492	-	-	-	-	-	-	550
Federal Grant Funds	-	4,162	-	-	-	-	-	-	4,162
General Fund	137	363	-	-	-	-	-	-	500
King County Funds	122	6,425	-	-	-	-	-	-	6,547
King County Voter-Approved Levy	273	1,142	-	-	-	-	-	-	1,415
LTGO Bond Proceeds	626	-	-	4,550	4,550	-	-	-	9,726
Miscellaneous Revenues	148	8,174	3,173	-	-	-	-	-	11,495
Payroll Expense Tax	44	956	1,392	2,328	-	-	-	-	4,719
Private Funding/Donations	224	1,153	-	-	-	-	-	-	1,376
Real Estate Excise Tax I	7,699	3,166	<u>2,007</u> <u>507</u>	3,638	1,144	7,132	4,134	4,139	<u>33,059</u> <u>31,559</u>
Real Estate Excise Tax II	16,208	7,744	977	1,790	3,054	-	5,200	3,410	38,383
Seattle Park District Revenues	82,595	51,662	16,566	15,361	15,955	16,572	17,214	17,882	233,807
Seattle Voter-Approved Levy	-	268	-	-	-	-	-	-	268
State Grant Funds	1,402	8,342	-	-	-	-	-	-	9,743
Use of Fund Balance	248	892	-	-	-	-	-	-	1,140
Total:	109,782	94,939	<u>24,115</u> <u>22,615</u>	27,667	24,703	23,704	26,548	25,431	<u>356,889</u> <u>355,389</u>

* Funds are appropriated through the Adopted Budget at the Budget Summary Level. All Amounts shown above are in thousands of dollars

Clerk File 314539 Page 227 of 255

Fund Appropriations / Allocations *	LTD Actuals	2024 Revised	2025	2026	2027	2028	2029	2030	Total
2012 Multipurpose LTGO Bond Fund	87	-	-	-	-	-	-	-	87
2014 Multipurpose LTGO Bond Fund	76	-	-	-	-	-	-	-	76
2015 Multipurpose LTGO Bond Fund	463	-	-	-	-	-	-	-	463
2026 Multipurpose LTGO Bond Fund	-	-	-	4,550	-	-	-	-	4,550
2027 Multipurpose LTGO Bond Fund	-	-	-	-	4,550	-	-	-	4,550
General Bond Interest and Redemption Fund	108	5,719	3,173	-	-	-	-	-	9,000
General Fund	137	363	-	-	-	-	-	-	500
King County Parks Levy Fund	273	2,142	-	-	-	-	-	-	2,415
Park And Recreation Fund	1,710	22,695	-	-	-	-	-	-	24,405
Payroll Expense Tax	44	956	1,392	2,328	-	-	-	-	4,719
REET I Capital Fund	7,699	3,166	<u>2,007</u> 507	3,638	1,144	7,132	4,134	4,139	<u>33,059</u> 31,559
REET II Capital Fund	16,208	7,744	977	1,790	3,054	-	5,200	3,410	38,383
Seattle Park District Fund	82,595	51,662	16,566	15,361	15,955	16,572	17,214	17,882	233,807
Unrestricted Cumulative Reserve Fund	383	492	-	-	-	-	-	-	875
Total:	109,782	94,939	<u>24,115</u> 22,615	27,667	24,703	23,704	26,548	25,431	<u>356,889</u> 355,389

O&M Impacts: NA

2025-2026 COUNCIL BUDGET ACTION

V1

SPR-003-A

Increase SPR by \$775,000 Metropolitan Park District Fund (2025) for capital costs and community staffing costs for the Garfield Super Block Park Project

SPONSORS

Joy Hollingsworth

FINANCIAL SUMMARY

Fund	2025 Increase (Decrease)	2026 Increase (Decrease)
General Fund	\$0	\$0
Other Funds	\$(775,000)	\$0
Total Budget Balance Effect	\$(775,000)	\$0

DESCRIPTION

This Council Budget Action (CBA) would increase proposed appropriations to Seattle Parks and Recreation (SPR) by \$775,000 Metropolitan Park District Fund in 2025, \$75,000 for community staffing costs and \$700,000 for capital costs for the Garfield Super Block Park Project in the Major Maintenance and Asset Management (MC-PR-41001) Capital Improvement Program (CIP) project.

The Garfield Super Block Project is a full renovation project that will address the unfinished portion of the 2005 Garfield Super Block Master Plan. City and grant funding from multiple sources will cover \$9.4 million of the planned project. The \$700,000 in additional funding could be used to support a redesigned “front porch” plaza with picnic shelter(s), a new ramp in the southeast corner, site furnishings throughout the park along the renovated walkway, a decorative and sensory water feature, and a parkour course.

The \$75,000 for community staffing will be used to support planning and design and related outreach and coordination between the community group, the City, and the Park Foundation. Funding has been provided in the past for community staffing. The intent was that the need to fund staffing would lessen as the project moved closer to construction. The project is expected to begin construction in Quarter 1 2025.

The financial plan for the Seattle Metropolitan District Fund included in the 2025-2026 Proposed Budget shows a positive unrestricted fund balance in 2025 and beyond. This CBA will reduce the unrestricted fund balance but based on the current financial plan, this one-time appropriation can be supported without creating a deficit in this fund in 2025.

The impact of this Council Budget Action on the Major Maintenance and Asset Management CIP page is shown in Attachment A

2025-2026 COUNCIL BUDGET ACTION**ATTACHMENT: Yes**

TRANSACTIONS - ONE-TIME

Dept	BSL	BCL	Year	Revenue	Expenditure
SPR	Fix It First	19710-BC-PR-40000	2025		\$700,000
SPR	Leadership and Administration	19710-BO-PR-20000	2025		\$75,000

Attachment A
Major Maintenance and Asset Management

Project No:	MC-PR-41001	BSL Code:	BC-PR-40000
Project Type:	Ongoing	BSL Name:	Fix It First
Project Category:	Rehabilitation or Restoration	Location:	Citywide
Current Project Stage:	N/A	Council District:	Multiple
Start/End Date:	N/A	Neighborhood District:	Multiple
Total Project Cost:	N/A	Urban Village:	Multiple

This ongoing project provides funding for asset renewal in parks and recreation facilities citywide, including athletic fields, play areas, swimming pools, trails, buildings, accessibility elements, outdoor infrastructure, and related work. This project also funds integrated asset management to track and forecast long-term asset and maintenance needs. Typical major maintenance improvements may include, but are not limited to renovating buildings, Americans with Disabilities (ADA) access improvements, replacing play area structures, forest, landscape, trail maintenance and improvements, swimming pool repairs, athletic field refurbishment, and installation of energy efficient lighting, and related major maintenance work. These projects will address health and safety codes, extend the life of the asset, improve access for all, reduce energy costs, reclaim Parks property, and improve the overall park experience for the public.

Resources	LTD Actuals	2024 Revised	2025	2026	2027	2028	2029	2030	Total
CRS Misc Revenues	58	492	-	-	-	-	-	-	550
Federal Grant Funds	-	4,162	-	-	-	-	-	-	4,162
General Fund	137	363	-	-	-	-	-	-	500
King County Funds	122	6,425	-	-	-	-	-	-	6,547
King County Voter-Approved Levy	273	1,142	-	-	-	-	-	-	1,415
LTGO Bond Proceeds	626	-	-	4,550	4,550	-	-	-	9,726
Miscellaneous Revenues	148	8,174	3,173	-	-	-	-	-	11,495
Payroll Expense Tax	44	956	1,392	2,328	-	-	-	-	4,719
Private Funding/Donations	224	1,153	-	-	-	-	-	-	1,376
Real Estate Excise Tax I	7,699	3,166	507	3,638	1,144	7,132	4,134	4,139	31,559
Real Estate Excise Tax II	16,208	7,744	977	1,790	3,054	-	5,200	3,410	38,383
Seattle Park District Revenues	82,595	51,662	<u>17,266</u> 16,566	15,361	15,955	16,572	17,214	17,882	<u>234,507</u> 233,807
Seattle Voter-Approved Levy	-	268	-	-	-	-	-	-	268
State Grant Funds	1,402	8,342	-	-	-	-	-	-	9,743
Use of Fund Balance	248	892	-	-	-	-	-	-	1,140
Total:	109,782	94,939	<u>23,315</u> 22,615	27,667	24,703	23,704	26,548	25,431	<u>356,089</u> 355,389

* Funds are appropriated through the Adopted Budget at the Budget Summary Level. All Amounts shown above are in thousands of dollars

Fund Appropriations / Allocations *	LTD	2024	Clock File 314539, Page 231 of 255						Total
	Actuals	Revised	2025	2026	2027	2028	2029	2030	
2012 Multipurpose LTGO Bond Fund	87	-	-	-	-	-	-	-	87
2014 Multipurpose LTGO Bond Fund	76	-	-	-	-	-	-	-	76
2015 Multipurpose LTGO Bond Fund	463	-	-	-	-	-	-	-	463
2026 Multipurpose LTGO Bond Fund	-	-	-	4,550	-	-	-	-	4,550
2027 Multipurpose LTGO Bond Fund	-	-	-	-	4,550	-	-	-	4,550
General Bond Interest and Redemption Fund	108	5,719	3,173	-	-	-	-	-	9,000
General Fund	137	363	-	-	-	-	-	-	500
King County Parks Levy Fund	273	2,142	-	-	-	-	-	-	2,415
Park And Recreation Fund	1,710	22,695	-	-	-	-	-	-	24,405
Payroll Expense Tax	44	956	1,392	2,328	-	-	-	-	4,719
REET I Capital Fund	7,699	3,166	507	3,638	1,144	7,132	4,134	4,139	31,559
REET II Capital Fund	16,208	7,744	977	1,790	3,054	-	5,200	3,410	38,383
Seattle Park District Fund	82,595	51,662	<u>17,266</u> 16,566	15,361	15,955	16,572	17,214	17,882	<u>234,507</u> 233,807
Unrestricted Cumulative Reserve Fund	383	492	-	-	-	-	-	-	875
Total:	109,782	94,939	<u>23,315</u> 22,615	27,667	24,703	23,704	26,548	25,431	<u>356,089</u> 355,389

O&M Impacts: N

2025-2026 COUNCIL BUDGET ACTION

V1

SPR-004-A

Increase SPR by \$1.5 million REET I Capital Projects Fund (2025) for a turf conversion of the softball field at Fairmount Park

SPONSORS**Rob Saka****FINANCIAL SUMMARY**

Fund	2025 Increase (Decrease)	2026 Increase (Decrease)
General Fund	\$0	\$0
Other Funds	\$(1,500,000)	\$0
Total Budget Balance Effect	\$(1,500,000)	\$0

DESCRIPTION

This Council Budget Action (CBA) would increase proposed appropriations to Seattle Parks and Recreation (SPR) by \$1.5 million Real Estate Excise Tax I (REET I) Capital Fund in 2025 for the turf conversion of the softball infield at Fairmont Park in the Major Maintenance and Asset Management (MC-PR-41001) Capital Improvement Project (CIP).

Fairmount Park in West Seattle has two youth playfields: a grass/dirt softball field and grass soccer field. This CBA would fund conversion of the softball infield from dirt to synthetic turf, including lighting and additional updates to the dugouts and backstop, and accessibility improvements. This CBA is intended to increase playing options for youth softball and baseball; and support safe, accessible, and quality play for users on a year-round basis, including during inclement weather.

Converting the infield is intended to expedite the timeline of this project and incur a lower cost than converting the entire field. Other infield conversions include Rainier playfield, Garfield baseball field #1, and Lower Woodland #1; an infield conversion at Ballard Playground is currently under construction. Converting the entire softball field at Fairmount Park would cost \$8 to \$10 million. While the overall cost of an infield conversion is lower, the cost per square foot is slightly higher than a full conversion due to additional efforts to ensure appropriate functioning of the entire field and improvements that do not benefit from the economies of scale of a larger field conversion. As with any field conversion, SPR would be committed to replacing the infield's synthetic turf every 10 to 12 years, a capital investment estimated to cost between \$300,000 to \$500,000 or more depending on the size and condition of the field. SPR renovates grass fields on a longer cycle, every 30-50 years.

The financial plan for the Real Estate Excise Tax (REET) I Capital Projects Fund included in the 2025-2026 Proposed Budget shows a positive unrestricted fund balance in 2026 and beyond. This CBA may reduce the unrestricted fund balance but based on the current financial plan, this one-time appropriation can be supported without creating a deficit in this fund in 2025.

The impact of this CBA on the Major Maintenance and Asset Management CIP is shown in Attachment A.

2025-2026 COUNCIL BUDGET ACTION**ATTACHMENT: Yes**

TRANSACTIONS - ONE-TIME

Dept	BSL	BCL	Year	Revenue	Expenditure
SPR	Fix It First	30010-BC-PR-40000	2025		\$1,500,000

Attachment A
Major Maintenance and Asset Management

Project No:	MC-PR-41001	BSL Code:	BC-PR-40000
Project Type:	Ongoing	BSL Name:	Fix It First
Project Category:	Rehabilitation or Restoration	Location:	Citywide
Current Project Stage:	N/A	Council District:	Multiple
Start/End Date:	N/A	Neighborhood District:	Multiple
Total Project Cost:	N/A	Urban Village:	Multiple

This ongoing project provides funding for asset renewal in parks and recreation facilities citywide, including athletic fields, play areas, swimming pools, trails, buildings, accessibility elements, outdoor infrastructure, and related work. This project also funds integrated asset management to track and forecast long-term asset and maintenance needs. Typical major maintenance improvements may include, but are not limited to renovating buildings, Americans with Disabilities (ADA) access improvements, replacing play area structures, forest, landscape, trail maintenance and improvements, swimming pool repairs, athletic field refurbishment, and installation of energy efficient lighting, and related major maintenance work. These projects will address health and safety codes, extend the life of the asset, improve access for all, reduce energy costs, reclaim Parks property, and improve the overall park experience for the public.

Resources	LTD Actuals	2024 Revised	2025	2026	2027	2028	2029	2030	Total
CRS Misc Revenues	58	492	-	-	-	-	-	-	550
Federal Grant Funds	-	4,162	-	-	-	-	-	-	4,162
General Fund	137	363	-	-	-	-	-	-	500
King County Funds	122	6,425	-	-	-	-	-	-	6,547
King County Voter-Approved Levy	273	1,142	-	-	-	-	-	-	1,415
LTGO Bond Proceeds	626	-	-	4,550	4,550	-	-	-	9,726
Miscellaneous Revenues	148	8,174	3,173	-	-	-	-	-	11,495
Payroll Expense Tax	44	956	1,392	2,328	-	-	-	-	4,719
Private Funding/Donations	224	1,153	-	-	-	-	-	-	1,376
Real Estate Excise Tax I	7,699	3,166	<u>2,007</u> <u>507</u>	3,638	1,144	7,132	4,134	4,139	<u>33,059</u> <u>31,559</u>
Real Estate Excise Tax II	16,208	7,744	977	1,790	3,054	-	5,200	3,410	38,383
Seattle Park District Revenues	82,595	51,662	16,566	15,361	15,955	16,572	17,214	17,882	233,807
Seattle Voter-Approved Levy	-	268	-	-	-	-	-	-	268
State Grant Funds	1,402	8,342	-	-	-	-	-	-	9,743
Use of Fund Balance	248	892	-	-	-	-	-	-	1,140
Total:	109,782	94,939	<u>24,115</u> <u>22,615</u>	27,667	24,703	23,704	26,548	25,431	<u>356,889</u> <u>355,389</u>

* Funds are appropriated through the Adopted Budget at the Budget Summary Level. All Amounts shown above are in thousands of dollars

Clerk File 314539 Page 235 of 255

Fund Appropriations / Allocations *	LTD Actuals	2024 Revised	2025	2026	2027	2028	2029	2030	Total
2012 Multipurpose LTGO Bond Fund	87	-	-	-	-	-	-	-	87
2014 Multipurpose LTGO Bond Fund	76	-	-	-	-	-	-	-	76
2015 Multipurpose LTGO Bond Fund	463	-	-	-	-	-	-	-	463
2026 Multipurpose LTGO Bond Fund	-	-	-	4,550	-	-	-	-	4,550
2027 Multipurpose LTGO Bond Fund	-	-	-	-	4,550	-	-	-	4,550
General Bond Interest and Redemption Fund	108	5,719	3,173	-	-	-	-	-	9,000
General Fund	137	363	-	-	-	-	-	-	500
King County Parks Levy Fund	273	2,142	-	-	-	-	-	-	2,415
Park And Recreation Fund	1,710	22,695	-	-	-	-	-	-	24,405
Payroll Expense Tax	44	956	1,392	2,328	-	-	-	-	4,719
REET I Capital Fund	7,699	3,166	<u>2,007</u> 507	3,638	1,144	7,132	4,134	4,139	<u>33,059</u> 31,559
REET II Capital Fund	16,208	7,744	977	1,790	3,054	-	5,200	3,410	38,383
Seattle Park District Fund	82,595	51,662	16,566	15,361	15,955	16,572	17,214	17,882	233,807
Unrestricted Cumulative Reserve Fund	383	492	-	-	-	-	-	-	875
Total:	109,782	94,939	<u>24,115</u> 22,615	27,667	24,703	23,704	26,548	25,431	<u>356,889</u> 355,389

O&M Impacts: NA

2025-2026 COUNCIL BUDGET ACTION

V1

SPR-005-A

Increase SPR by \$150,000 Unrestricted Cumulative Reserve Subfund (2025) to fund studies and analyses necessary to develop a future Portal Park

SPONSORS**Robert Kettle****FINANCIAL SUMMARY**

Fund	2025 Increase (Decrease)	2026 Increase (Decrease)
General Fund	\$0	\$0
Other Funds	\$(150,000)	\$0
Total Budget Balance Effect	\$(150,000)	\$0

DESCRIPTION

This Council Budget Action (CBA) would increase proposed appropriations to Seattle Parks and Recreation (SPR) by \$150,000 Unrestricted Cumulative Reserve Fund in 2025 (one-time) to fund studies and analyses necessary for developing properties at 1st Avenue and Battery Street for a future Portal Park.

The properties comprising a potential Portal Park could include a 60,000 square foot parcel owned by the Seattle Department of Transportation (SDOT) that is the site of the former opening for the Battery Street Tunnel; a 7,200 square foot parcel owned by Seattle City Light (SCL) that is currently being used as a parking lot; and a multifamily parcel owned by a community organization.

The City has already developed a section of the SDOT parcel as “Portal Porch,” an 1,800 square foot public plaza space located at the northern corner of the wider Battery Street Tunnel portal site. The remainder of the SDOT parcel to the southwest of Portal Porch is fenced off and maintained as a grassed slope for the interim.

This CBA is intended to fund initial evaluation of the site’s opportunities and constraints (e.g., exploration of the slope and access to views, possible pathways through the park) along with due diligence activities (e.g., soil boring to test quality and stability of soil), property appraisals for sale or transfer to SPR, and other studies, planning or design work to inform plans for park acquisition and development.

The financial plan for the Unrestricted Cumulative Reserve Subfund included in the 2025-2026 Proposed Budget shows a positive unrestricted fund balance in 2026 and beyond. This one-time spending would not impact the sustainability of this fund in the future.

2025-2026 COUNCIL BUDGET ACTION**ATTACHMENT: No**

TRANSACTIONS - ONE-TIME

Dept	BSL	BCL	Year	Revenue	Expenditure
SPR	Fix It First	00164-BC-PR-40000	2025		\$150,000

2025-2026 COUNCIL BUDGET ACTION

V1

SPR-007-A

Increase SPR by \$700,000 Park and Recreation Fund (2026) for graffiti abatement services performed by a community-based organization

SPONSORS

Sara Nelson

FINANCIAL SUMMARY

Fund	2025 Increase (Decrease)	2026 Increase (Decrease)
General Fund	\$0	\$0
Other Funds	\$0	\$(700,000)
Total Budget Balance Effect	\$0	\$(700,000)

DESCRIPTION

This Council Budget Action (CBA) would increase proposed appropriations to Seattle Parks and Recreation (SPR) in 2026 by \$700,000 Parks and Recreation Fund for graffiti abatement services that will be provided under contract with a community organization such as Uplift Northwest. The City has contracted with Uplift Northwest since 2023 to provide additional capacity to address graffiti in the city that supplements the work performed by City graffiti abatement staff. Funding for this contracted work is included in the 2025 Proposed Budget but was not included in the 2026 Proposed Budget due to the need to reduce GF expenditures.

The financial plan for the Parks and Recreation Fund included in the 2025-2026 Proposed Budget shows a positive unrestricted fund balance in 2026 but a negative fund balance in 2027 and beyond. This CBA will reduce the unrestricted fund balance and, based on the current financial plan, this ongoing appropriation would create a deficit in this fund in 2027 and beyond.

ATTACHMENT: No**TRANSACTIONS - ONGOING**

Dept	BSL	BCL	Year	Revenue	Expenditure
SPR	Parks and Facilities Maintenance and Repairs	10200-BO-PR-10000	2026		\$700,000

2025 COUNCIL BUDGET ACTION

V1

SPR-008-A

Proviso \$25,000 in SPR's Public Restroom Renovations (MC-PR-41036) CIP project to paint a mural on the bathroom at Cal Anderson Park

SPONSORS

Joy Hollingsworth

DESCRIPTION

This Council Budget Action (CBA) would impose a proviso on \$25,000 of Public Restroom Renovations (MC-PR-41036) CIP project funds in Seattle Parks and Recreation (SPR) to fund the painting of a mural on the bathroom at Cal Anderson Park to discourage the defacing of this bathroom. It is the Council's intent that the mural would reflect the cultural history of the neighborhood.

This Council Budget Action would impose the following proviso:

"Of the appropriations in Seattle Parks and Recreation's 2025 budget for the Public Restroom Renovations (MC-PR-41036) CIP project in the 2025-2030 Capital Improvement Program, \$25,000 is appropriated solely for painting the bathroom at Cal Anderson Park and may be spent for no other purpose."

ATTACHMENT: No

2025 COUNCIL BUDGET ACTION

V1

SPR-009-A

Proviso \$20,000 in SPR's Major Maintenance and Asset Management (MC-PR-41001) CIP project to support improvements at First Hill Park

SPONSORS

Joy Hollingsworth

DESCRIPTION

This Council Budget Action (CBA) would impose a proviso on \$20,000 of the Major Maintenance and Asset Management (MC-PR-41001) Capital Improvement Program (CIP) project funds in Seattle Parks and Recreation (SPR) to fund improvements at First Hill Park. This funding would be used to make repairs to the sprinkler and irrigation system, landscape improvements, and other improvements to address damage that has been caused due to the inappropriate use of this park in recent years.

This Council Budget Action would impose the following proviso:

"Of the appropriations in Seattle Parks and Recreation's 2025 budget for the Major Maintenance and Asset Management (MC-PR-41001) project in the 2025-2030 Capital Improvement Program, \$20,000 is appropriated solely for improvements at First Hill Park and may be spent for no other purpose."

ATTACHMENT: No

2025-2026 COUNCIL BUDGET ACTION

V2

SPR-010-A

Increase SPR by \$100,000 Metropolitan Park District (MPD) Fund (2025) and \$100,000 MPD Fund (2026) to support enhanced programming at existing late night programming for teens

SPONSORS

Joy Hollingsworth

FINANCIAL SUMMARY

Fund	2025 Increase (Decrease)	2026 Increase (Decrease)
General Fund	\$0	\$0
Other Funds	\$(100,000)	\$(100,000)
Total Budget Balance Effect	\$(100,000)	\$(100,000)

DESCRIPTION

This Council Budget Action (CBA) would increase proposed appropriations to the Seattle Parks and Recreation (SPR) by \$100,000 Metropolitan Park District (MPD) Fund in 2025 and \$100,000 MPD Fund in 2026 for enhanced programming at existing late-night programming for teens operated by SPR.

SPR strives to have Late Night programs that reflect the desires and needs of teens in the communities in which this programming is offered. The additional funding would allow SPR to provide enhanced programming at existing Late Night programs which could include health and fitness activities, music or cooking classes, etc.

ATTACHMENT: No

TRANSACTIONS - ONGOING

Dept	BSL	BCL	Year	Revenue	Expenditure
SPR	Recreation Facility Programs	19710-BO-PR-50000	2025		\$100,000
SPR	Recreation Facility Programs	19710-BO-PR-50000	2026		\$100,000

2025-2026 COUNCIL BUDGET ACTION

V1

SPR-011-A

Increase SPR by \$500,000 REET I in 2025 for planning and design of accessibility improvements at the Museum of History and Industry

SPONSORS**Robert Kettle****FINANCIAL SUMMARY**

Fund	2025 Increase (Decrease)	2026 Increase (Decrease)
General Fund	\$0	\$0
Other Funds	\$(500,000)	\$0
Total Budget Balance Effect	\$(500,000)	\$0

DESCRIPTION

The Council Budget Action (CBA) would (1) increase proposed appropriations to the Seattle Parks and Recreation (SPR) Department by \$500,000 REET I in 2025 for planning and design of accessibility improvements to the Armory Building, which houses the Museum of History and Industry (MOHAI), and (2) amend SPR's Major Maintenance and Asset Management (MC-PR-41001) Capital Improvement Program (CIP) project to show the proposed increased appropriation.

Since relocating from its former location due to the expansion of State Route 520, MOHAI has operated out of the historic Armory Building under a ground lease with SPR.

The impact of this CBA on the Major Maintenance and Asset Management CIP page is shown in Attachment A.

ATTACHMENT: Yes**TRANSACTIONS - ONE-TIME**

Dept	BSL	BCL	Year	Revenue	Expenditure
SPR	Fix It First	30010-BC-PR-40000	2025		\$500,000

Major Maintenance and Asset Management

Project No:	MC-PR-41001	BSL Code:	BC-PR-40000
Project Type:	Ongoing	BSL Name:	Fix It First
Project Category:	Rehabilitation or Restoration	Location:	Citywide
Current Project Stage:	N/A	Council District:	Multiple
Start/End Date:	N/A	Neighborhood District:	Multiple
Total Project Cost:	N/A	Urban Village:	Multiple

This ongoing project provides funding for asset renewal in parks and recreation facilities citywide, including athletic fields, play areas, swimming pools, trails, buildings, accessibility elements, outdoor infrastructure, and related work. This project also funds integrated asset management to track and forecast long-term asset and maintenance needs. Typical major maintenance improvements may include, but are not limited to renovating buildings, Americans with Disabilities (ADA) access improvements, replacing play area structures, forest, landscape, trail maintenance and improvements, swimming pool repairs, athletic field refurbishment, and installation of energy efficient lighting, and related major maintenance work. These projects will address health and safety codes, extend the life of the asset, improve access for all, reduce energy costs, reclaim Parks property, and improve the overall park experience for the public.

Resources	LTD Actuals	2024 Revised	2025	2026	2027	2028	2029	2030	Total
CRS Misc Revenues	58	492	-	-	-	-	-	-	550
Federal Grant Funds	-	4,162	-	-	-	-	-	-	4,162
General Fund	137	363	-	-	-	-	-	-	500
King County Funds	122	6,425	-	-	-	-	-	-	6,547
King County Voter-Approved Levy	273	1,142	-	-	-	-	-	-	1,415
LTGO Bond Proceeds	626	-	-	4,550	4,550	-	-	-	9,726
Miscellaneous Revenues	148	8,174	3,173	-	-	-	-	-	11,495
Payroll Expense Tax	44	956	1,392	2,328	-	-	-	-	4,719
Private Funding/Donations	224	1,153	-	-	-	-	-	-	1,376
Real Estate Excise Tax I	7,699	3,166	507 1,007	3,638	1,144	7,132	4,134	4,139	31,559 32,059
Real Estate Excise Tax II	16,208	7,744	977	1,790	3,054	-	5,200	3,410	38,383
Seattle Park District Revenues	82,595	51,662	16,566	15,361	15,955	16,572	17,214	17,882	233,807
Seattle Voter-Approved Levy	-	268	-	-	-	-	-	-	268
State Grant Funds	1,402	8,342	-	-	-	-	-	-	9,743
Use of Fund Balance	248	892	-	-	-	-	-	-	1,140
Total:	109,782	94,939	22,615 23,115	27,667	24,703	23,704	26,548	25,431	355,389 355,889

* Funds are appropriated through the Adopted Budget at the Budget Summary Level. All Amounts shown above are in thousands of dollars

Clerk File 314539, Page 244 of 255

Fund Appropriations / Allocations *	LTD Actuals	2024 Revised	2025	2026	2027	2028	2029	2030	Total
2012 Multipurpose LTGO Bond Fund	87	-	-	-	-	-	-	-	87
2014 Multipurpose LTGO Bond Fund	76	-	-	-	-	-	-	-	76
2015 Multipurpose LTGO Bond Fund	463	-	-	-	-	-	-	-	463
2026 Multipurpose LTGO Bond Fund	-	-	-	4,550	-	-	-	-	4,550
2027 Multipurpose LTGO Bond Fund	-	-	-	-	4,550	-	-	-	4,550
General Bond Interest and Redemption Fund	108	5,719	3,173	-	-	-	-	-	9,000
General Fund	137	363	-	-	-	-	-	-	500
King County Parks Levy Fund	273	2,142	-	-	-	-	-	-	2,415
Park And Recreation Fund	1,710	22,695	-	-	-	-	-	-	24,405
Payroll Expense Tax	44	956	1,392	2,328	-	-	-	-	4,719
REET I Capital Fund	7,699	3,166	507 <u>1,007</u>	3,638	1,144	7,132	4,134	4,139	31,559 <u>32,059</u>
REET II Capital Fund	16,208	7,744	977	1,790	3,054	-	5,200	3,410	38,383
Seattle Park District Fund	82,595	51,662	16,566	15,361	15,955	16,572	17,214	17,882	233,807
Unrestricted Cumulative Reserve Fund	383	492	-	-	-	-	-	-	875
Total:	109,782	94,939	22,615 <u>23,115</u>	27,667	24,703	23,704	26,548	25,431	355,389 <u>355,889</u>

O&M Impacts: NA

* Funds are appropriated through the Adopted Budget at the Budget Summary Level. All Amounts shown above are in thousands of dollars

2025 COUNCIL BUDGET ACTION

V1

SPR-012-A

Proviso \$75,000 in SPR's Major Maintenance and Asset Management (MC-PR-41001) CIP project to fund improvements at Marvin's Garden Park and Bergen Place

SPONSORS

Dan Strauss

DESCRIPTION

This Council Budget Action would impose a proviso on \$75,000 of Major Maintenance and Asset Management (MC-PR-41001) Capital Improvement Program (CIP) project funds in Seattle Parks and Recreation (SPR) to fund improvements at Marvin's Garden Park and Bergen Place, including: updated public art and beautification, and a revamp of the current kiosk in Bergen Place. These improvements will address deferred maintenance in both Marvin's Garden and Bergen Place.

This Council Budget Action would impose the following proviso:

"Of the appropriations in Seattle Parks and Recreation's 2025 budget for the Major Maintenance and Asset Management (MC-PR-41001) project in the 2025-2030 Capital Improvement Program, \$75,000 is appropriated solely for improvements at Marvin's Garden and Bergen Place Park and may be spent for no other purpose."

ATTACHMENT: No

2025-2026 COUNCIL BUDGET ACTION

V1

SPR-013-A

Increase SPR by a total of \$1.5 million MPD, Park and Recreation Fund, and GF over 2025 and 2026 for the turf conversion of a softball field at Lower Woodland Park; and decrease SPR by \$1.5 million over 2025 and 2026 by removing resources from MPD for land acquisition, Park and Recreation Fund for ongoing restoration of positions, and GF for temporary restoration of positions

SPONSORS

Joy Hollingsworth, Maritza Rivera, Tanya Woo

FINANCIAL SUMMARY

Fund	2025 Increase (Decrease)	2026 Increase (Decrease)
General Fund	\$(130,000)	\$0
Other Funds	\$(186,000)	\$(186,000)
Total Budget Balance Effect	\$(316,000)	\$(186,000)

DESCRIPTION

This Council Budget Action (CBA) would increase proposed appropriations to Seattle Parks and Recreation (SPR) by \$434,000 Metropolitan Park District (MPD) in 2025 (one-time) and \$564,000 MPD in 2026 (one-time), \$186,000 Park and Recreation Fund in 2025 (one-time) and \$186,000 Park and Recreation Fund in 2026 (one-time), \$130,000 GF in 2025 (one-time) for a total of \$1.5 million over the biennium for the turf conversion of a softball infield at Lower Woodland Park in the Major Maintenance and Asset Management Capital Improvement Project (CIP) (MC-PR-41001).

Lower Woodland Park near Green Lake has five baseball/softball fields: one synthetic turf field and four grass fields. This CBA would fund the conversion of one softball infield from grass/dirt to synthetic turf, including additional updates to the dugouts and backstop, and any accessibility improvements. This CBA is intended to increase playing options for youth softball and support safe, accessible, and quality play for users on a year-round basis, including during inclement weather.

Converting the infield is intended to expedite the timeline of this project and incur a lower cost than converting the entire field. Other infield conversions include Rainier playfield, Garfield baseball field #1, and Lower Woodland #1; an infield conversion at Ballard Playground is currently under construction. For comparison, converting the entirety of Lower Woodland Park softball field #4 would cost \$3 to \$3.2 million. While the overall cost of an infield conversion is lower, the cost per square foot is slightly higher than a full conversion due to additional efforts to ensure appropriate functioning of the entire field and improvements that do not benefit from the economies of scale in a larger conversion. As with any field conversion, SPR would be committed to replacing this infield's synthetic turf every 10 to 12 years, a capital investment estimated to cost between \$300,000 to \$500,000 or more depending on the size and condition of the field. SPR renovates grass fields on a longer cycle, every 30 to 50 years.

2025-2026 COUNCIL BUDGET ACTION

To fund this capital project, this CBA relies on the following resources:

(1) Decrease appropriations in SPR's Park Land Acquisition and Leverage Fund CIP (MC-PR-21001) by \$434,000 MPD in 2025 (one-time) and \$564,000 MPD in 2026 (one-time). This reduction would result in fewer resources to acquire land for parks and cover associated costs (e.g., due diligence environmental reviews, appraisals, remediation, demolition) for park development. Remaining resources would be \$868,000 in 2025 and \$778,000 in 2026, including \$300,000 annually for the King County Conservation Futures Tax program providing 100% match for the purchase price of acquisitions meeting certain equity criteria.

(2) Make use of \$186,000 available fund balance in 2025 and \$186,000 available fund balance in 2026 in the Park and Recreation Fund. This fund balance is available by changes to the proposed Balancing Package. In the proposed Balancing Package, SPR 006-A-1 would have provided ongoing funding from one-time Park and Recreation Fund balance and position authority to fully restore 1.34 Laborer that were proposed for layoff in the 2025-2026 Proposed Budget. This proposal has been removed from the Balancing Package because the incumbent employees are no longer subject to layoff. SPR is holding two equivalent (vacant) positions in different park districts to transfer the incumbent employees in 2025.

(3) Make use of \$130,000 from one-time GF balance available in 2025 in the 2025-2026 Proposed Budget. In the proposed Balancing Package, CBO 002-A-1 would have provided funding from one-time GF balance and position authority for a six-month restoration of 1.0 FTE Administrative Specialist II and 1.0 FTE Senior Recreation Program Specialist that were proposed for layoff in the 2025-2026 Proposed Budget. This proposal has been removed from the Balancing Package because both positions are currently vacant; the revised CBA is CBO-002-A-2.

The proposed one-time investments in this CBA would not impact the sustainability of the MPD Fund or the Park and Recreation Fund, nor would it increase the projected ongoing operating GF deficit in the 2027-28 biennium beyond the amount reflected in CBO-002-A-2.

The impact of this CBA on the Major Maintenance and Asset Management CIP is shown in Attachment A and the impact of this CBA on the Park Land Acquisition and Leverage Fund CIP is shown in Attachment B.

ATTACHMENT: Yes

TRANSACTIONS - ONE-TIME

Dept	BSL	BCL	Year	Revenue	Expenditure
SPR	Fix It First	00100-BC-PR-40000	2025		\$130,000
SPR	Fix It First	10200-BC-PR-40000	2025		\$186,000
SPR	Building For The Future	19710-BC-PR-20000	2025		\$(434,000)
SPR	Fix It First	19710-BC-PR-40000	2025		\$434,000
SPR	Fix It First	10200-BC-PR-40000	2026		\$186,000
SPR	Building For The Future	19710-BC-PR-20000	2026		\$(564,000)
SPR	Fix It First	19710-BC-PR-40000	2026		\$564,000

Attachment A
Major Maintenance and Asset Management

Project No:	MC-PR-41001	BSL Code:	BC-PR-40000
Project Type:	Ongoing	BSL Name:	Fix It First
Project Category:	Rehabilitation or Restoration	Location:	Citywide
Current Project Stage:	N/A	Council District:	Multiple
Start/End Date:	N/A	Neighborhood District:	Multiple
Total Project Cost:	N/A	Urban Village:	Multiple

This ongoing project provides funding for asset renewal in parks and recreation facilities citywide, including athletic fields, play areas, swimming pools, trails, buildings, accessibility elements, outdoor infrastructure, and related work. This project also funds integrated asset management to track and forecast long-term asset and maintenance needs. Typical major maintenance improvements may include, but are not limited to renovating buildings, Americans with Disabilities (ADA) access improvements, replacing play area structures, forest, landscape, trail maintenance and improvements, swimming pool repairs, athletic field refurbishment, and installation of energy efficient lighting, and related major maintenance work. These projects will address health and safety codes, extend the life of the asset, improve access for all, reduce energy costs, reclaim Parks property, and improve the overall park experience for the public.

Resources	LTD Actuals	2024 Revised	2025	2026	2027	2028	2029	2030	Total
CRS Misc Revenues	58	492	-	-	-	-	-	-	550
Federal Grant Funds	-	4,162	-	-	-	-	-	-	4,162
General Fund	137	363	130	-	-	-	-	-	630
									500
King County Funds	122	6,425	-	-	-	-	-	-	6,547
King County Voter-Approved Levy	273	1,142	-	-	-	-	-	-	1,415
LTGO Bond Proceeds	626	-	-	4,550	4,550	-	-	-	9,726
Miscellaneous Revenues	148	8,174	3,173	-	-	-	-	-	11,495
Payroll Expense Tax	44	956	1,392	2,328	-	-	-	-	4,719
Private Funding/Donations	224	1,153	-	-	-	-	-	-	1,376
Real Estate Excise Tax I	7,699	3,166	507	3,638	1,144	7,132	4,134	4,139	31,559
Real Estate Excise Tax II	16,208	7,744	977	1,790	3,054	-	5,200	3,410	38,383
Seattle Park District Revenues	82,595	51,662	17,000	15,925	15,955	16,572	17,214	17,882	234,805
			16,566	15,361					233,807
Seattle Voter-Approved Levy	-	268	-	-	-	-	-	-	268
State Grant Funds	1,402	8,342	-	-	-	-	-	-	9,743
Use of Fund Balance	248	892	186	186	-	-	-	-	1,512
									1,140
Total:	109,782	94,939	23,365	28,417	24,703	23,704	26,548	25,431	356,889
			22,615	27,667					355,389

* Funds are appropriated through the Adopted Budget at the Budget Summary Level. All Amounts shown above are in thousands of dollars

Fund Appropriations / Allocations *	LTD	2024				Clerk File 314539 Page 249 of 255				
	Actuals	Revised	2025	2026	2027	2028	2029	2030	Total	
2012 Multipurpose LTGO Bond Fund	87	-	-	-	-	-	-	-	87	
2014 Multipurpose LTGO Bond Fund	76	-	-	-	-	-	-	-	76	
2015 Multipurpose LTGO Bond Fund	463	-	-	-	-	-	-	-	463	
2026 Multipurpose LTGO Bond Fund	-	-	-	4,550	-	-	-	-	4,550	
2027 Multipurpose LTGO Bond Fund	-	-	-	-	4,550	-	-	-	4,550	
General Bond Interest and Redemption Fund	108	5,719	3,173	-	-	-	-	-	9,000	
General Fund	137	363	130	-	-	-	-	-	630	
									500	
King County Parks Levy Fund	273	2,142	-	-	-	-	-	-	2,415	
Park And Recreation Fund	1,710	22,695	186	186	-	-	-	-	24,777	
									24,405	
Payroll Expense Tax	44	956	1,392	2,328	-	-	-	-	4,719	
REET I Capital Fund	7,699	3,166	507	3,638	1,144	7,132	4,134	4,139	31559	
REET II Capital Fund	16,208	7,744	977	1,790	3,054	-	5,200	3,410	38,383	
Seattle Park District Fund	82,595	51,662	17,000	15,925	15,955	16,572	17,214	17,882	234,805	
			16,566	15,361					233,807	
Unrestricted Cumulative Reserve Fund	383	492	-	-	-	-	-	-	875	
Total:	109,782	94,939	23,365	28,417	24,703	23,704	26,548	25,431	356,889	
			22,615	27,667					355,389	

O&M Impacts: NA

Attachment B
Park Land Acquisition and Leverage Fund

Project No:	MC-PR-21001	BSL Code:	BC-PR-20000
Project Type:	Ongoing	BSL Name:	Building For The Future
Project Category:	New Facility	Location:	Citywide
Current Project Stage:	N/A	Council District:	Multiple
Start/End Date:	N/A	Neighborhood District:	Multiple
Total Project Cost:	N/A	Urban Village:	Multiple

This ongoing project provides funds for land acquisition, leveraging capital projects, pre-acquisition activities (including planning, title searches, appraisals, negotiations, and community involvement), associated with acquisitions of specified real property, and related work. The project also serves as a match to leverage other funding sources such as King County Conservation Futures.

Resources	LTD Actuals	2024 Revised	2025	2026	2027	2028	2029	2030	Total
King County Funds	8,879	3,321	300	300	300	300	300	300	14,000
Miscellaneous Revenues	78	471	-	-	-	-	-	-	549
Park and Recreation Fund	-	1,000	-	-	-	-	-	-	1,000
Private Funding/Donations	-	100	-	-	-	-	-	-	100
Seattle Park District Revenues	10,482	3,630	<u>568</u> <u>1,002</u>	<u>478</u> <u>1,042</u>	1,083	1,127	1,172	1,219	<u>19,757</u> <u>20,755</u>
Use of Fund Balance	3,212	318	-	-	-	-	-	-	3,530
Total:	22,651	8,840	<u>868</u> <u>1,302</u>	<u>778</u> <u>1,342</u>	1,383	1,427	1,472	1,519	<u>38,936</u> <u>39,934</u>

Fund Appropriations / Allocations *	LTD Actuals	2024 Revised	2025	2026	2027	2028	2029	2030	Total
Park And Recreation Fund	10,669	5,211	300	300	300	300	300	300	17,679
Seattle Park District Fund	10,482	3,630	<u>568</u> <u>1,002</u>	<u>478</u> <u>1,042</u>	1,083	1,127	1,172	1,219	<u>19,757</u> <u>20,755</u>
Unrestricted Cumulative Reserve Fund	1,500	-	-	-	-	-	-	-	1,500
Total:	22,651	8,840	<u>868</u> <u>1,302</u>	<u>778</u> <u>1,342</u>	1,383	1,427	1,472	1,519	<u>38,936</u> <u>39,934</u>

O&M Impacts: NA

2025 STATEMENT OF LEGISLATIVE INTENT

V1

SPR-014S-A

Request that SPR report on the timeline for redeveloping the Lake City Community Center

SPONSORS

Cathy Moore, Maritza Rivera, Tanya Woo

DESCRIPTION

This Statement of Legislative Intent (SLI) would request the Seattle Parks and Recreation (SPR) to report on the timeline for redeveloping the Lake City Community Center. The 2025-2026 Proposed Budget would shift \$28 million of planned bond funding for the redevelopment of the Lake City Community Center from 2025 to 2026 to align with the project schedule, allowing additional time for refinement of timelines, scope, and costs.

In 2022, the Metropolitan Park District (MPD) Board funded redevelopment of the Lake City Community Center in the second cycle of the MPD spending plan, which was also included in the 2023 Adopted Budget. In 2023, the Lake City Community Center closed after sustaining significant fire damage.

SPR and the Seattle Office of Housing (OH) are partnering to redevelop the site with the goal of co-locating a new community center with affordable housing. SPR would continue to own and operate the redeveloped Lake City Community Center and, subject to Council approval, the City would provide the land to a selected development team through a ground lease with a term of up to 99 years. The affordable housing created through this process would be income-restricted to households earning up to 50 percent and 60 percent of the Area Median Income, depending on household size.

Currently, SPR and OH are conducting a Request for Proposals (RFP) process inviting developers to submit proposals for constructing the building shell and core of the new community center with affordable rental housing above. The City's timeline anticipates designation of the development team for this phase of the project by March 31, 2025. For the next phase, SPR may hire the selected development team to design the community center and construct the tenant improvements under a separate contract or issue a Request for Qualifications for a design team and bid the construction of the tenant improvements separately.

This SLI requests SPR to provide a report with a complete timeline for redevelopment of the Lake City Community Center including but not limited to milestone dates, identification of potential timeline impacts, and plans to mitigate delays.

Responsible Council Committee(s): Parks, Public Utilities & Technology

DUE DATE: July 1, 2025

2025-2026 COUNCIL BUDGET ACTION

V1

SPU-002-A

Increase SPU by \$50,000 GF in 2025 (one-time) for deep cleaning at lived-in Recreational Vehicle sites

SPONSORS

Rob Saka, Joy Hollingsworth, Robert Kettle

FINANCIAL SUMMARY

Fund	2025 Increase (Decrease)	2026 Increase (Decrease)
General Fund	\$(50,000)	\$0
Total Budget Balance Effect	\$(50,000)	\$0

DESCRIPTION

This Council Budget Action (CBA) would increase appropriation authority to Seattle Public Utilities by \$50,000 GF (one-time) in 2025 for the purposes of increasing the number of deep cleanings of sites with lived-in Recreational Vehicles. Areas with the highest concentrations of lived-in RVs should be prioritized for deep cleaning services provided through this CBA.

SPU currently offers two types of cleaning related to Recreational Vehicle sites. Geo Cleans at RV sites focus on removing visible trash from the right-of-way (ROW). Deep cleaning goes further by involving unhoused individuals in organizing or approving the removal of bulky personal belongings, ensuring ROW and sidewalk accessibility. This approach is more a time-consuming, intensive and expensive process than Geo Cleans. SPU estimates that they would spend about \$125,000 on deep cleans in 2025. This CBA would bring anticipated funding up to \$175,000. The result would be one additional deep cleaning shift of 2-6 hours per month. Generally, 1-2 sites are addressed during a deep cleaning shift.

This CBA is funded by GF dollars originally included in CBO-002-A-1 to delay layoffs of City staff. CBO 002-A-1 would have provided \$87,000 from one-time GF balance and position authority for a six-month restoration of 1.0 FTE Management Systems Analyst in the Seattle Department of Human Resources that was proposed for layoff in the 2025-2026 Proposed Budget. This proposal has been removed from the Balancing Package because the position is currently vacant; the revised CBA is CBO-002-A-2. This CBA does not impact the projected ongoing operating GF deficit in the 2027-2028 biennium.

ATTACHMENT: No

2025-2026 COUNCIL BUDGET ACTION**TRANSACTIONS - ONE-TIME**

Dept	BSL	BCL	Year	Revenue	Expenditure
SPU	Utility Service and Operations	00100-BO-SU-N200B	2025		\$50,000

2025-2026 COUNCIL BUDGET ACTION

V1

SPU-005-A

Increase SPU by \$150,000 Solid Waste Fund (SWF) (2025) and \$150,000 SWF (2026) for textile waste prevention by organizations supporting refugee and immigrant women

SPONSORS**Tanya Woo****FINANCIAL SUMMARY**

Fund	2025 Increase (Decrease)	2026 Increase (Decrease)
General Fund	\$0	\$0
Other Funds	\$(150,000)	\$(150,000)
Total Budget Balance Effect	\$(150,000)	\$(150,000)

DESCRIPTION

This Council Budget Action (CBA) would increase appropriations in Seattle Public Utilities (SPU) by \$150,000 Solid Waste Fund (SWF) in 2025 and \$150,000 SWF in 2026 to fund programming that prevents textile waste and offers opportunities to refugee and immigrant women.

The funding should be used to support an organization that supports refugee and immigrant women in overcoming barriers to employment and diverts waste from Seattle's waste disposal system, such as the Refugee Artisan Initiative.

The Refugee Artisan Initiative has received funding from SPU in the past through SPU's Waste-Free Communities Matching Grant program that supports community-initiated and led waste prevention projects. The grant program's next two-year funding cycle is scheduled to open in January 2025 and the department has \$200,000 to award.

The financial plan for the Solid Waste Fund included in the 2025-2026 Proposed Budget shows a positive unrestricted fund balance in 2026 and beyond. This one-time spending will not impact the sustainability of this fund in the future.

ATTACHMENT: No**TRANSACTIONS - ONE-TIME**

Dept	BSL	BCL	Year	Revenue	Expenditure
SPU	Utility Service and Operations	45010-BO-SU-N200B	2025		\$150,000
SPU	Utility Service and Operations	45010-BO-SU-N200B	2026		\$150,000



2025 COUNCIL BUDGET ACTION

V1

SPU-008-B

Proviso \$238,000 GF in SPU for sanitation services in the Chinatown-International District

SPONSORS

Tanya Woo

DESCRIPTION

This Council Budget Action (CBA) would impose a proviso on \$238,000 GF in Seattle Public Utilities (SPU) for sanitation services in the Chinatown-International District (CID).

The intent of the proviso is to ensure the continuation of sanitation services in 2025 that are currently being provided by a contractor in the CID. The current contract is funded by the Chinatown-International District Business Improvement Area (CIDBIA) which received City funding through the Downtown Activation Plan in 2024, and the contractor's services include litter abatement, needles and sharps cleanup, graffiti abatement, and bulky item removal. The CIDBIA intends to include the Little Saigon neighborhood in future iterations of the BIA, which would reduce the need for additional outside funding.

In the 2025 Proposed Budget, SPU has approximately \$19 million of appropriations for clean-up services citywide.

This CBA would impose the following proviso:

"Of the General Fund appropriation in Seattle Public Utilities' 2025 budget for the Utility Service and Operations Budget Summary Level (SPU-BO-SU-N200B), \$238,000 is appropriated solely for providing sanitation services in the Chinatown-International District and may be spent for no other purpose."

ATTACHMENT: No



Legislation Text

File #: Res 32153, **Version:** 1

CITY OF SEATTLE

RESOLUTION _____

A RESOLUTION endorsing a budget and position modifications for The City of Seattle for 2026.

WHEREAS, Resolution 32116 provides for a Citywide biennial budgeting process consisting of two one-year budgets and establishes guidelines for mid-year budget changes; and

WHEREAS, with the exception of continuing and carryforward appropriations, no funds will be appropriated for Year Two of a biennium in the first year of a biennial budget process; and

WHEREAS, Resolution 32116 states the City Council's intent to endorse a budget for Year Two of each biennial budgeting period at the time it adopts the Year One budget; and

WHEREAS, the Mayor and City Council wish to endorse the 2026 budget and position modifications for The City of Seattle, which will be subject to further review and modification before being adopted by future ordinance in 2025; NOW, THEREFORE,

**BE IT RESOLVED BY THE CITY COUNCIL OF THE CITY OF SEATTLE, THE MAYOR
CONCURRING, THAT:**

Section 1. The Mayor and City Council endorse the appropriations for The City of Seattle's annual budget for 2026 that are reflected in Attachment A to this resolution, as restricted by the budget provisos in Clerk File 314539.

Section 2. The Mayor and City Council endorse the position modifications for 2026 as reflected in Attachment B to this resolution.

Section 3. In 2025, the City Council intends to conduct a mid-biennium budget review and adoption process for the 2026 Budget, whereby the Mayor will submit a 2026 Proposed Budget to reflect technical

corrections and adjustments to the 2026 Endorsed Budget.

Adopted by the City Council the _____ day of _____, 2024, and signed by
me in open session in authentication of its adoption this _____ day of _____, 2024.

President _____ of the City Council

The Mayor concurred the _____ day of _____, 2024.

Bruce A. Harrell, Mayor

Filed by me this _____ day of _____, 2024.

Scheereen Dedman, City Clerk

(Seal)

Attachments:

Attachment A - 2026 Appropriations by Budget Control Level

Attachment B - Position Modifications for the 2026 Budget

Department	Fund	Fund Code	BSL Code	BCL Code	BSL Name	BSL Description	2026 Endorsed Appropriations (\$)
Civil Service Commissions	00100 - General Fund	00100	BO-VC-V1CIV	00100-BO-VC-V1CIV	Civil Service Commissions	The purpose of the Civil Service Commissions Budget Summary Level is to fund the work of two independent commissions, the Public Safety Civil Service Commission (PSCSC) and the Civil Service Commission (CSC). The PSCSC develops and administers entry and promotional civil service exams for ranks in the Seattle Police and Fire Departments and conducts hearings on employee appeals of discipline and other employment matters. The CSC conducts hearings on employment-related appeals filed by covered employees, investigates allegations of political patronage in hiring, and advises on the administration of the City's personnel system.	2,883,313
Community Assisted Response and Engagement	00100 - General Fund	00100	BO-CS-10000	00100-BO-CS-10000	911 Call Response	The purpose of the 911 Call Response Budget Summary Level is to answer 911 calls, dispatch City public safety responses, facilitate reporting of minor incidents; and respond to community safety requests.	29,991,432
Community Assisted Response and Engagement	00100 - General Fund	00100	BO-CS-40000	00100-BO-CS-40000	Community Assisted Response and Engagement	The purpose of the Community Assisted Response and Engagement Budget Summary Level is to develop and implement programs that address behavioral issues and substance abuse, share information across departments, and respond to non-emergent, low-risk community calls for service.	6,499,368
Department of Education and Early Learning	00100 - General Fund	00100	BO-EE-IL100	00100-BO-EE-IL100	Early Learning	The purpose of the Early Learning Budget Summary Level is to help children enter school ready to succeed, provide preschool teachers with resources and training, and assist Seattle families with gaining access to early learning resources.	14,672,253
Department of Education and Early Learning	00155 - Sweetened Beverage Tax Fund	00155	BO-EE-IL100	00155-BO-EE-IL100	Early Learning	The purpose of the Early Learning Budget Summary Level is to help children enter school ready to succeed, provide preschool teachers with resources and training, and assist Seattle families with gaining access to early learning resources.	6,778,813
Department of Education and Early Learning	14000 - Coronavirus Local Fiscal Recovery Fund	14000	BO-EE-IL100	14000-BO-EE-IL100	Early Learning	The purpose of the Early Learning Budget Summary Level is to help children enter school ready to succeed, provide preschool teachers with resources and training, and assist Seattle families with gaining access to early learning resources.	-
Department of Education and Early Learning	14500 - Payroll Expense Tax	14500	BO-EE-IL100	14500-BO-EE-IL100	Early Learning	The purpose of the Early Learning Budget Summary Level is to help children enter school ready to succeed, provide preschool teachers with resources and training, and assist Seattle families with gaining access to early learning resources.	-
Department of Education and Early Learning	17871 - Families Education Preschool Promise Levy	17871	BO-EE-IL100	17871-BO-EE-IL100	Early Learning	The purpose of the Early Learning Budget Summary Level is to help children enter school ready to succeed, provide preschool teachers with resources and training, and assist Seattle families with gaining access to early learning resources.	30,870,748
Department of Education and Early Learning	00100 - General Fund	00100	BO-EE-IL200	00100-BO-EE-IL200	K-12 Programs	The purpose of the K-12 Division Budget Summary Level is to manage K-12 investments in elementary, middle, and high school, as well as health strategies across the K-12 continuum.	816,122
Department of Education and Early Learning	14500 - Payroll Expense Tax	14500	BO-EE-IL200	14500-BO-EE-IL200	K-12 Programs	The purpose of the K-12 Division Budget Summary Level is to manage K-12 investments in elementary, middle, and high school, as well as health strategies across the K-12 continuum.	14,400,000

Department	Fund	Fund Code	BSL Code	BCL Code	BSL Name	BSL Description	2026 Endorsed Appropriations (\$)
Department of Education and Early Learning	17871 - Families Education Preschool Promise Levy	17871	BO-EE-IL200	17871-BO-EE-IL200	K-12 Programs	The purpose of the K-12 Division Budget Summary Level is to manage K-12 investments in elementary, middle, and high school, as well as health strategies across the K-12 continuum.	21,423,592
Department of Education and Early Learning	00100 - General Fund	00100	BO-EE-IL700	00100-BO-EE-IL700	Leadership and Administration	The purpose of the Leadership and Administration Budget Summary Level is to provide executive, community, financial, human resource, technology and business support to the Department of Education and Early Learning.	431,375
Department of Education and Early Learning	00155 - Sweetened Beverage Tax Fund	00155	BO-EE-IL700	00155-BO-EE-IL700	Leadership and Administration	The purpose of the Leadership and Administration Budget Summary Level is to provide executive, community, financial, human resource, technology and business support to the Department of Education and Early Learning.	694,253
Department of Education and Early Learning	17871 - Families Education Preschool Promise Levy	17871	BO-EE-IL700	17871-BO-EE-IL700	Leadership and Administration	The purpose of the Leadership and Administration Budget Summary Level is to provide executive, community, financial, human resource, technology and business support to the Department of Education and Early Learning.	5,185,057
Department of Education and Early Learning	00100 - General Fund	00100	BO-EE-IL300	00100-BO-EE-IL300	Post-Secondary Programs	The purpose of the Post-Secondary Budget Summary Level is to help achieve the goal of the City's Education Action Plan that 70% of all student groups in Seattle Public Schools will go on to attain a post-secondary credential by the year 2030.	-
Department of Education and Early Learning	00155 - Sweetened Beverage Tax Fund	00155	BO-EE-IL300	00155-BO-EE-IL300	Post-Secondary Programs	The purpose of the Post-Secondary Budget Summary Level is to help achieve the goal of the City's Education Action Plan that 70% of all student groups in Seattle Public Schools will go on to attain a post-secondary credential by the year 2030.	-
Department of Education and Early Learning	14000 - Coronavirus Local Fiscal Recovery Fund	14000	BO-EE-IL300	14000-BO-EE-IL300	Post-Secondary Programs	The purpose of the Post-Secondary Budget Summary Level is to help achieve the goal of the City's Education Action Plan that 70% of all student groups in Seattle Public Schools will go on to attain a post-secondary credential by the year 2030.	-
Department of Education and Early Learning	17871 - Families Education Preschool Promise Levy	17871	BO-EE-IL300	17871-BO-EE-IL300	Post-Secondary Programs	The purpose of the Post-Secondary Budget Summary Level is to help achieve the goal of the City's Education Action Plan that 70% of all student groups in Seattle Public Schools will go on to attain a post-secondary credential by the year 2030.	5,543,360
Department of Finance and Administrative Services	30010 - REET I Capital Fund	30010	BC-FA-ADAIMPR	30010-BC-FA-ADAIMPR	ADA Improvements	The purpose of the ADA Improvements - FAS Budget Summary Level is to update or modify facilities for compliance with the standards contained in the American with Disabilities Act.	2,423,000

Department	Fund	Fund Code	BSL Code	BCL Code	BSL Name	BSL Description	2026 Endorsed Appropriations (\$)
Department of Finance and Administrative Services	30010 - REET I Capital Fund	30010	BC-FA-APSCH1FAC	30010-BC-FA-APSCH1FAC	Asset Preservation - Schedule 1 Facilities	This purpose of the Asset Preservation - Schedule 1 Facilities Budget Summary Level is to provide for long term preservation and major maintenance to the Department of Finance and Administration's schedule 1 facilities. Schedule 1 facilities consist of existing and future office buildings located in downtown Seattle, including but not limited to City Hall, the Seattle Municipal Tower and the Justice Center. Typical improvements may include, but are not limited to, energy efficiency enhancements through equipment replacement, upgrades/repairs to heating/ventilation/air conditioning systems, upgrades/repairs to electrical systems, upgrades/repairs to fire suppression systems, roof repairs or replacement, and structural assessments and repairs. This work ensures the long-term preservation of the operational use of the facilities.	4,000,000
Department of Finance and Administrative Services	37300 - 2025 Multipurpose LTGO Bond Fund	37300	BC-FA-APSCH1FAC	37300-BC-FA-APSCH1FAC	Asset Preservation - Schedule 1 Facilities	This purpose of the Asset Preservation - Schedule 1 Facilities Budget Summary Level is to provide for long term preservation and major maintenance to the Department of Finance and Administration's schedule 1 facilities. Schedule 1 facilities consist of existing and future office buildings located in downtown Seattle, including but not limited to City Hall, the Seattle Municipal Tower and the Justice Center. Typical improvements may include, but are not limited to, energy efficiency enhancements through equipment replacement, upgrades/repairs to heating/ventilation/air conditioning systems, upgrades/repairs to electrical systems, upgrades/repairs to fire suppression systems, roof repairs or replacement, and structural assessments and repairs. This work ensures the long-term preservation of the operational use of the facilities.	-
Department of Finance and Administrative Services	50300 - Finance and Administrative Services Fund	50300	BC-FA-APSCH1FAC	50300-BC-FA-APSCH1FAC	Asset Preservation - Schedule 1 Facilities	This purpose of the Asset Preservation - Schedule 1 Facilities Budget Summary Level is to provide for long term preservation and major maintenance to the Department of Finance and Administration's schedule 1 facilities. Schedule 1 facilities consist of existing and future office buildings located in downtown Seattle, including but not limited to City Hall, the Seattle Municipal Tower and the Justice Center. Typical improvements may include, but are not limited to, energy efficiency enhancements through equipment replacement, upgrades/repairs to heating/ventilation/air conditioning systems, upgrades/repairs to electrical systems, upgrades/repairs to fire suppression systems, roof repairs or replacement, and structural assessments and repairs. This work ensures the long-term preservation of the operational use of the facilities.	500,000

Department	Fund	Fund Code	BSL Code	BCL Code	BSL Name	BSL Description	2026 Endorsed Appropriations (\$)
Department of Finance and Administrative Services	50322 - Facility Asset Preservation Fund	50322	BC-FA-APSCH1FAC	50322-BC-FA-APSCH1FAC	Asset Preservation - Schedule 1 Facilities	This purpose of the Asset Preservation - Schedule 1 Facilities Budget Summary Level is to provide for long term preservation and major maintenance to the Department of Finance and Administration's schedule 1 facilities. Schedule 1 facilities consist of existing and future office buildings located in downtown Seattle, including but not limited to City Hall, the Seattle Municipal Tower and the Justice Center. Typical improvements may include, but are not limited to, energy efficiency enhancements through equipment replacement, upgrades/repairs to heating/ventilation/air conditioning systems, upgrades/repairs to electrical systems, upgrades/repairs to fire suppression systems, roof repairs or replacement, and structural assessments and repairs. This work ensures the long-term preservation of the operational use of the facilities.	2,152,000
Department of Finance and Administrative Services	30010 - REET I Capital Fund	30010	BC-FA-APSCH2FAC	30010-BC-FA-APSCH2FAC	Asset Preservation - Schedule 2 Facilities	This purpose of the Asset Preservation - Schedule 2 Facilities Budget Summary Level is to provide for long term preservation and major maintenance to the Department of Finance and Administration's schedule 2 facilities. Schedule 2 facilities comprise existing and future structures, shops and yard located throughout Seattle, including but not limited to City vehicle maintenance facilities at Haller Lake and Charles Street, Finance and Administrative Services shops located at Airport Way S., fire stations, police precincts including the animal shelter, and other FAS managed facilities used for City Services. Typical improvements may include, but are not limited to, energy efficiency enhancements through equipment replacement, upgrades/repairs to heating/ventilation/air conditioning systems, upgrades/repairs to electrical systems, upgrades/repairs to fire suppression systems, roof repairs or replacement, and structural assessments and repairs. This work ensures the long-term preservation of the operational use of the facilities.	3,639,000
Department of Finance and Administrative Services	50322 - Facility Asset Preservation Fund	50322	BC-FA-APSCH2FAC	50322-BC-FA-APSCH2FAC	Asset Preservation - Schedule 2 Facilities	This purpose of the Asset Preservation - Schedule 2 Facilities Budget Summary Level is to provide for long term preservation and major maintenance to the Department of Finance and Administration's schedule 2 facilities. Schedule 2 facilities comprise existing and future structures, shops and yard located throughout Seattle, including but not limited to City vehicle maintenance facilities at Haller Lake and Charles Street, Finance and Administrative Services shops located at Airport Way S., fire stations, police precincts including the animal shelter, and other FAS managed facilities used for City Services. Typical improvements may include, but are not limited to, energy efficiency enhancements through equipment replacement, upgrades/repairs to heating/ventilation/air conditioning systems, upgrades/repairs to electrical systems, upgrades/repairs to fire suppression systems, roof repairs or replacement, and structural assessments and repairs. This work ensures the long-term preservation of the operational use of the facilities.	1,848,000

Department	Fund	Fund Code	BSL Code	BCL Code	BSL Name	BSL Description	2026 Endorsed Appropriations (\$)
Department of Finance and Administrative Services	20130 - LTGO Bond Interest and Redemption Fund	20130	BO-FA-DEBTBIRF	20130-BO-FA-DEBTBIRF	Bond Interest and Redemption	The purpose of the Bond Interest and Redemption Budget Summary Level is to make certain debt service payments through the Bond Interest and Redemption Fund (BIRF).	941,184
Department of Finance and Administrative Services	50300 - Finance and Administrative Services Fund	50300	BO-FA-CDCM	50300-BO-FA-CDCM	Capital Dev and Const Mgmt	The purpose of the Capital Development and Construction Management Budget Summary Level is to provide staffing resources to plan and administer FAS's Capital Improvement Program. Costs are budgeted in FAS's capital project Budget Control Levels.	-
Department of Finance and Administrative Services	00100 - General Fund	00100	BO-FA-0002	00100-BO-FA-0002	Citywide Admin Services	The purpose of the Citywide Admin Services Budget Summary Level is to provide Citywide administrative services such as customer services, purchasing and contracting services, and mail services.	360,000
Department of Finance and Administrative Services	14500 - Payroll Expense Tax	14500	BO-FA-0002	14500-BO-FA-0002	Citywide Admin Services	The purpose of the Citywide Admin Services Budget Summary Level is to provide Citywide administrative services such as customer services, purchasing and contracting services, and mail services.	1,782,163
Department of Finance and Administrative Services	50300 - Finance and Administrative Services Fund	50300	BO-FA-0002	50300-BO-FA-0002	Citywide Admin Services	The purpose of the Citywide Admin Services Budget Summary Level is to provide Citywide administrative services such as customer services, purchasing and contracting services, and mail services.	16,917,790
Department of Finance and Administrative Services	50300 - Finance and Administrative Services Fund	50300	BO-FA-0001	50300-BO-FA-0001	Citywide Operational Services	The purpose of the Citywide Operational Services Budget Summary Level is to provide Citywide asset management services including facility maintenance and fleet management.	103,210,969
Department of Finance and Administrative Services	37300 - 2025 Multipurpose LTGO Bond Fund	37300	BO-FA-DEBTISS-L	37300-BO-FA-DEBTISS-L	Debt Issuance Cost - LTGO	The purpose of the Debt Issuance Costs - LTGO Budget Summary Level is to pay debt issuance costs related to Multipurpose Limited Tax General Obligation (LTGO) Debt Issuance.	-
Department of Finance and Administrative Services	37400 - 2026 Multipurpose LTGO Bond Fund	37400	BO-FA-DEBTISS-L	37400-BO-FA-DEBTISS-L	Debt Issuance Cost - LTGO	The purpose of the Debt Issuance Costs - LTGO Budget Summary Level is to pay debt issuance costs related to Multipurpose Limited Tax General Obligation (LTGO) Debt Issuance.	210,000
Department of Finance and Administrative Services	37410 - 2026 LTGO Bond Fund B	37410	BO-FA-DEBTISS-L	37410-BO-FA-DEBTISS-L	Debt Issuance Cost - LTGO	The purpose of the Debt Issuance Costs - LTGO Budget Summary Level is to pay debt issuance costs related to Multipurpose Limited Tax General Obligation (LTGO) Debt Issuance.	2,926,650
Department of Finance and Administrative Services	20140 - UTGO Bond Interest Redemption Fund	20140	BO-FA-DEBTISS-U	20140-BO-FA-DEBTISS-U	Debt Issuance Cost - UTGO	The purpose of the Debt Issuance Costs - UTGO Budget Summary Level is to pay debt issuance costs related to Multipurpose Unlimited Tax General Obligation (UTGO) Debt Issuance.	-
Department of Finance and Administrative Services	00100 - General Fund	00100	BC-FA-EXTPROJ	00100-BC-FA-EXTPROJ	FAS Oversight-External Projects	The purpose of the FAS Oversight-External Projects Budget Summary Level is to provide a structure for debt financing projects, including information technology projects, for City departments that lack their own capital program.	146,473
Department of Finance and Administrative Services	14500 - Payroll Expense Tax	14500	BC-FA-EXTPROJ	14500-BC-FA-EXTPROJ	FAS Oversight-External Projects	The purpose of the FAS Oversight-External Projects Budget Summary Level is to provide a structure for debt financing projects, including information technology projects, for City departments that lack their own capital program.	-

Department	Fund	Fund Code	BSL Code	BCL Code	BSL Name	BSL Description	2026 Endorsed Appropriations (\$)
Department of Finance and Administrative Services	30010 - REET I Capital Fund	30010	BC-FA-EXTPROJ	30010-BC-FA-EXTPROJ	FAS Oversight-External Projects	The purpose of the FAS Oversight-External Projects Budget Summary Level is to provide a structure for debt financing projects, including information technology projects, for City departments that lack their own capital program.	1,110,000
Department of Finance and Administrative Services	50300 - Finance and Administrative Services Fund	50300	BC-FA-FASPD	50300-BC-FA-FASPD	FAS Project Delivery Services	The purpose of the FAS Project Delivery Services Budget Summary Level is to execute capital projects in general government facilities.	4,700,000
Department of Finance and Administrative Services	50321 - Fleet Capital Fund	50321	BO-FA-FLEETCAP	50321-BO-FA-FLEETCAP	Fleet Capital Program	The purpose of the Fleet Capital Program Budget Summary Level is to manage City of Seattle Fleet Replacement, including the purchase and disposal of vehicles owned by the Department of Finance and Administrative Services (FAS) and the administration of the Fleet Replacement Capital Reserve.	18,100,078
Department of Finance and Administrative Services	00100 - General Fund	00100	BC-FA-GARDENREN	00100-BC-FA-GARDENREM	Garden of Remembrance	The purpose of the Garden of Remembrance Budget Summary Level is to provide City support for replacing components of the memorial located at the Benaroya Concert Hall.	-
Department of Finance and Administrative Services	00164 - Unrestricted Cumulative Reserve Fund	00164	BC-FA-GARDENREN	00164-BC-FA-GARDENREM	Garden of Remembrance	The purpose of the Garden of Remembrance Budget Summary Level is to provide City support for replacing components of the memorial located at the Benaroya Concert Hall.	33,957
Department of Finance and Administrative Services	30010 - REET I Capital Fund	30010	BC-FA-GOVTFAC	30010-BC-FA-GOVTFAC	General Government Facilities - General	The purpose of the General Government Facilities - General Budget Summary Level is to execute capital projects in general government facilities.	2,107,540
Department of Finance and Administrative Services	37300 - 2025 Multipurpose LTGO Bond Fund	37300	BC-FA-GOVTFAC	37300-BC-FA-GOVTFAC	General Government Facilities - General	The purpose of the General Government Facilities - General Budget Summary Level is to execute capital projects in general government facilities.	-
Department of Finance and Administrative Services	37400 - 2026 Multipurpose LTGO Bond Fund	37400	BC-FA-GOVTFAC	37400-BC-FA-GOVTFAC	General Government Facilities - General	The purpose of the General Government Facilities - General Budget Summary Level is to execute capital projects in general government facilities.	12,600,000
Department of Finance and Administrative Services	00100 - General Fund	00100	BO-FA-INDGTDEF	00100-BO-FA-INDGTDEF	Indigent Defense Services	The purpose of the Indigent Defense Services Budget Summary Level is to secure legal defense services, as required by State law, for indigent people facing criminal charges in Seattle Municipal Court. Funding is also provided for a pilot program offering civil legal representation to indigent defendants.	14,130,745
Department of Finance and Administrative Services	37300 - 2025 Multipurpose LTGO Bond Fund	37300	BC-FA-A1IT	37300-BC-FA-A1IT	Information Technology	The purpose of the Information Technology Budget Summary Level is to replace, upgrade or maintain FAS information technology systems to meet the evolving enterprise activities of the City.	-
Department of Finance and Administrative Services	00100 - General Fund	00100	BO-FA-JAILSVCS	00100-BO-FA-JAILSVCS	Jail Services	The purpose of the Jail Services Budget Summary Level is to provide for the booking, housing, transporting, and guarding of City inmates. The jail population, for which the City pays, are adults charged with or convicted of misdemeanor crimes alleged to have been committed within the Seattle city limits.	28,074,920

Department	Fund	Fund Code	BSL Code	BCL Code	BSL Name	BSL Description	2026 Endorsed Appropriations (\$)
Department of Finance and Administrative Services	00126 - Judgment/Claims Fund	00126	BO-FA-CJ000	00126-BO-FA-CJ000	Judgment & Claims Claims	The purpose of the Claim Expenses Budget Summary Level is to pay pending or actual claims and related costs against City government, as authorized by Chapter 5.24 of the Seattle Municipal Code. The Claims Budget Summary Level is supported by the Judgment/Claims Fund of the General Fund.	5,524,179
Department of Finance and Administrative Services	00126 - Judgment/Claims Fund	00126	BO-FA-JR000	00126-BO-FA-JR000	Judgment & Claims Litigation	The purpose of the Litigation Expenses Budget Summary Level is to pay anticipated, pending or actual judgments, claims payments, advance claims payments, and litigation expenses incurred while defending the City from judgments and claims. The Litigation Expenses Budget Summary Level is supported by the Judgment/Claims Fund of the General Fund.	34,243,876
Department of Finance and Administrative Services	00126 - Judgment/Claims Fund	00126	BO-FA-JR020	00126-BO-FA-JR020	Judgment & Claims Police Action	The purpose of the Police Action Expenses Budget Summary Level is to pay pending or actual settlements and judgments against the City related to police action cases, or pay related costs to investigate and defend the City against claims and judgments related to police action cases. The Police Action Expenses Budget Summary Level is supported by the Judgment/Claims Fund of the General Fund.	6,370,021
Department of Finance and Administrative Services	00100 - General Fund	00100	BO-FA-0006	00100-BO-FA-0006	Leadership & Administration	The purpose of the Leadership & Administration Budget Summary Level is to provide appropriation for core management and policy direction for Finance and Administrative Services.	329,253
Department of Finance and Administrative Services	14500 - Payroll Expense Tax	14500	BO-FA-0006	14500-BO-FA-0006	Leadership & Administration	The purpose of the Leadership & Administration Budget Summary Level is to provide appropriation for core management and policy direction for Finance and Administrative Services.	-
Department of Finance and Administrative Services	50300 - Finance and Administrative Services Fund	50300	BO-FA-0006	50300-BO-FA-0006	Leadership & Administration	The purpose of the Leadership & Administration Budget Summary Level is to provide appropriation for core management and policy direction for Finance and Administrative Services.	75,759,059
Department of Finance and Administrative Services	30010 - REET I Capital Fund	30010	BC-FA-NBHFIRE	30010-BC-FA-NBHFIRE	Neighborhood Fire Stations	The purpose of the Neighborhood Fire Stations Budget Summary Level is to replace and renovate fire stations and other emergency response facilities as part of the Fire Facilities and Emergency Response Levy program.	6,675,861
Department of Finance and Administrative Services	00100 - General Fund	00100	BO-FA-0003	00100-BO-FA-0003	Office of City Finance	The purpose of the Office of City Finance Budget Summary Level is to provide management of the Citywide financial services such as fiscal policy, debt issuance, and financial monitoring.	8,832,534
Department of Finance and Administrative Services	14500 - Payroll Expense Tax	14500	BO-FA-0003	14500-BO-FA-0003	Office of City Finance	The purpose of the Office of City Finance Budget Summary Level is to provide management of the Citywide financial services such as fiscal policy, debt issuance, and financial monitoring.	500,000
Department of Finance and Administrative Services	50300 - Finance and Administrative Services Fund	50300	BO-FA-0003	50300-BO-FA-0003	Office of City Finance	The purpose of the Office of City Finance Budget Summary Level is to provide management of the Citywide financial services such as fiscal policy, debt issuance, and financial monitoring.	29,100,556
Department of Finance and Administrative Services	00100 - General Fund	00100	BO-FA-0004	00100-BO-FA-0004	Other FAS Services	The purpose of the Other FAS Services Budget Summary Level is to provide appropriation for program specific support outside of the direct operations for Finance and Administrative Services.	29,751
Department of Finance and Administrative Services	12100 - Wheelchair Accessible Fund	12100	BO-FA-0004	12100-BO-FA-0004	Other FAS Services	The purpose of the Other FAS Services Budget Summary Level is to provide appropriation for program specific support outside of the direct operations for Finance and Administrative Services.	1,219,616

Department	Fund	Fund Code	BSL Code	BCL Code	BSL Name	BSL Description	2026 Endorsed Appropriations (\$)
Department of Finance and Administrative Services	50300 - Finance and Administrative Services Fund	50300	BO-FA-0004	50300-BO-FA-0004	Other FAS Services	The purpose of the Other FAS Services Budget Summary Level is to provide appropriation for program specific support outside of the direct operations for Finance and Administrative Services.	756,534
Department of Finance and Administrative Services	67600 - FileLocal Agency Fund	67600	BO-FA-0004	67600-BO-FA-0004	Other FAS Services	The purpose of the Other FAS Services Budget Summary Level is to provide appropriation for program specific support outside of the direct operations for Finance and Administrative Services.	271,320
Department of Finance and Administrative Services	30010 - REET I Capital Fund	30010	BC-FA-PSFACPOL	30010-BC-FA-PSFACPOL	Publ Safety Facilities Police	The purpose of the Public Safety Facilities - Police Budget Summary Level is to renovate, expand, replace, or build police facilities.	-
Department of Finance and Administrative Services	30010 - REET I Capital Fund	30010	BC-FA-PSFACFIRE	30010-BC-FA-PSFACFIRE	Public Safety Facilities Fire	The purpose of the Public Safety Facilities - Fire Budget Summary Level is to renovate, expand, replace, or build fire facilities.	-
Department of Finance and Administrative Services	37300 - 2025 Multipurpose LTGO Bond Fund	37300	BC-FA-PSFACFIRE	37300-BC-FA-PSFACFIRE	Public Safety Facilities Fire	The purpose of the Public Safety Facilities - Fire Budget Summary Level is to renovate, expand, replace, or build fire facilities.	-
Department of Finance and Administrative Services	TBD - To Be Determined	TBD	BC-FA-PSFACFIRE	TBD-BC-FA-PSFACFIRE	Public Safety Facilities Fire	The purpose of the Public Safety Facilities - Fire Budget Summary Level is to renovate, expand, replace, or build fire facilities.	-
Department of Finance and Administrative Services	00100 - General Fund	00100	BO-FA-0005	00100-BO-FA-0005	Public Services	The purpose of the Public Services Budget Summary Level is to provide public services such as consumer protection and animal control services.	19,871,140
Department of Finance and Administrative Services	14500 - Payroll Expense Tax	14500	BO-FA-0005	14500-BO-FA-0005	Public Services	The purpose of the Public Services Budget Summary Level is to provide public services such as consumer protection and animal control services.	-
Department of Finance and Administrative Services	15260 - Animal Shelter Donation Fund	15260	BO-FA-0005	15260-BO-FA-0005	Public Services	The purpose of the Public Services Budget Summary Level is to provide public services such as consumer protection and animal control services.	-
Department of Finance and Administrative Services	50300 - Finance and Administrative Services Fund	50300	BO-FA-0005	50300-BO-FA-0005	Public Services	The purpose of the Public Services Budget Summary Level is to provide public services such as consumer protection and animal control services.	5,137,264
Department of Finance and Administrative Services	00100 - General Fund	00100	BO-FA-RCCP	00100-BO-FA-RCCP	Regulatory Compliance and Consumer Protection	The purpose of the Regulatory Compliance and Consumer Protection Budget Summary Level is to support City services and regulations that attempt to provide Seattle consumers with a fair and well-regulated marketplace. Expenditures from this BSL include support for taxicab inspections and licensing, the weights and measures inspection program, vehicle impound and consumer complaint investigation.	-
Department of Finance and Administrative Services	30010 - REET I Capital Fund	30010	BC-FA-SPSFDEBT	30010-BC-FA-SPSFDEBT	Seattle Public Safety Facilities Debt Service	This project provides for the payment of debt service on bonds issued to cover a portion of the costs associated with the Seattle Public Safety Facilities project.	-
Department of Finance and Administrative Services	63000 - Transit Benefit Fund	63000	BO-FA-TRNSTBNFT	63000-BO-FA-TRNSTBNFT	Transit Benefit	The purpose of the Transit Benefit Budget Summary Level is to pay for the transit benefits offered to City employees. The Transit Benefit Fund receives payments from Finance General and fee supported departments to pay for reduced cost King County Metro and other regional transit passes and related administrative expenses.	5,565,309

Department	Fund	Fund Code	BSL Code	BCL Code	BSL Name	BSL Description	2026 Endorsed Appropriations (\$)
Department of Finance and Administrative Services	20140 - UTGO Bond Interest Redemption Fund	20140	BO-FA-DEBTUTGO	20140-BO-FA-DEBTUTGO	UTGO Debt Service	The purpose of the UTGO Debt Service Budget Summary Level is to create the legal appropriations to pay debt service on outstanding Unlimited Tax General Obligation (UTGO) Bonds.	16,154,900
Department of Neighborhoods	00100 - General Fund	00100	BO-DN-I3300	00100-BO-DN-I3300	Community Building	The purpose of the Community Building Budget Summary Level is to deliver technical assistance, support services, and programs in neighborhoods to strengthen local communities, engage residents in neighborhood improvement, leverage resources, and complete neighborhood-initiated projects.	7,042,456
Department of Neighborhoods	00100 - General Fund	00100	BO-DN-I3400	00100-BO-DN-I3400	Community Grants	The purpose of the Community Grants Budget Summary Level is to provide support to local grassroots projects within neighborhoods and communities by providing funding to implement community-based self-help projects.	3,100,420
Department of Neighborhoods	00155 - Sweetened Beverage Tax Fund	00155	BO-DN-I3400	00155-BO-DN-I3400	Community Grants	The purpose of the Community Grants Budget Summary Level is to provide support to local grassroots projects within neighborhoods and communities by providing funding to implement community-based self-help projects.	2,795,781
Department of Neighborhoods	00100 - General Fund	00100	BO-DN-I3100	00100-BO-DN-I3100	Leadership and Administration	The purpose of the Leadership and Administration Budget Summary Level is to provide executive, community, financial, human resource, technology and business support to the Department of Neighborhoods.	6,592,932
Employees' Retirement System	00100 - General Fund	00100	BO-RE-R2E000	00100-BO-RE-R2E000	Deferred Comp Management	The purpose of the Deferred Compensation Management Budget Summary Level is to manage and administer deferred compensation assets and benefits.	729,739
Employees' Retirement System	61030 - Employees' Retirement Fund	61030	BO-RE-R1E00	61030-BO-RE-R1E00	Employee Benefit Management	The purpose of the Employees' Retirement Budget Summary Level is to manage and administer retirement assets and benefits.	15,815,720
Ethics and Elections Commission	12300 - Election Vouchers Fund	12300	BO-ET-VT123	12300-BO-ET-VT123	Election Vouchers	The purpose of the Election Voucher Budget Summary Level is to pay costs associated with implementing, maintaining and funding a program for providing one hundred dollars in vouchers to eligible Seattle residents that they can contribute to candidates for City office who qualify to participate in the Election Voucher program enacted by voters in November 2015.	3,097,544
Ethics and Elections Commission	00100 - General Fund	00100	BO-ET-V1T00	00100-BO-ET-V1T00	Ethics and Elections	The purpose of the Ethics and Elections Budget Summary Level is to: 1) audit, investigate, and conduct hearings regarding non-compliance with, or violations of, Commission-administered ordinances; 2) advise all City officials and employees of their obligations under Commission-administered ordinances; and 3) publish and broadly distribute information about the City's ethical standards, City election campaigns, campaign financial disclosure statements, and lobbyist disclosure statements.	1,544,691
Executive (City Budget Office)	00100 - General Fund	00100	BO-CB-CZ000	00100-BO-CB-CZ000	City Budget Office	The purpose of the City Budget Office Budget Summary Level is to develop and monitor the budget, carry out budget-related functions, oversee financial policies and plans, support and advance Citywide innovation and performance measurement, and provide financial and other strategic analysis.	10,240,194

Department	Fund	Fund Code	BSL Code	BCL Code	BSL Name	BSL Description	2026 Endorsed Appropriations (\$)
Executive (Community Police Commission)	00100 - General Fund	00100	BO-CP-X1P00	00100-BO-CP-X1P00	Office of the Community Police Commission	The purpose of the Office of the Community Police Commission Budget Summary Level is to leverage the ideas, talents, experience, and expertise of the community to provide ongoing community input into the development of the Seattle Police Department reforms, the establishment of police priorities, and facilitation of police/community relationships necessary to promote public safety.	2,234,620
Executive (Office for Civil Rights)	00100 - General Fund	00100	BO-CR-X1R00	00100-BO-CR-X1R00	Civil Rights	The purpose of the Civil Rights Budget Summary Level is to encourage and promote equal access and opportunity, diverse participation, and social and economic equity in Seattle. OCR works to eliminate discrimination in employment, housing, public accommodations, contracting, and lending in Seattle through enforcement, and policy and outreach activities. In addition, OCR is responsible for directing the Race and Social Justice Initiative, which leads other City departments to design and implement programs that help eliminate institutionalized racism.	8,185,747
Executive (Office of Arts and Culture)	00100 - General Fund	00100	BO-AR-VA160	00100-BO-AR-VA160	Arts and Cultural Programs	The purpose of the Arts and Cultural Programs Budget Summary Level is to invest in Seattle's arts and cultural community.	-
Executive (Office of Arts and Culture)	12400 - Arts and Culture Fund	12400	BO-AR-VA160	12400-BO-AR-VA160	Arts and Cultural Programs	The purpose of the Arts and Cultural Programs Budget Summary Level is to invest in Seattle's arts and cultural community.	11,615,140
Executive (Office of Arts and Culture)	14500 - Payroll Expense Tax	14500	BO-AR-VA160	14500-BO-AR-VA160	Arts and Cultural Programs	The purpose of the Arts and Cultural Programs Budget Summary Level is to invest in Seattle's arts and cultural community.	-
Executive (Office of Arts and Culture)	12400 - Arts and Culture Fund	12400	BO-AR-VA170	12400-BO-AR-VA170	Cultural Space	The purpose of the Cultural Space Budget Summary Level is to fund the development of new cultural spaces, the retention of crucial cultural anchors, and physical space improvements in existing cultural institutions.	867,506
Executive (Office of Arts and Culture)	12010 - Municipal Arts Fund	12010	BO-AR-VA150	12010-BO-AR-VA150	Leadership and Administration	The purpose of the Leadership and Administration Budget Summary Level is to provide executive, financial, human resource, and business support to the Office and to support the Seattle Arts Commission, a 16-member advisory board that advises the Office, Mayor, and City Council on arts programs and policy.	1,206,940
Executive (Office of Arts and Culture)	12400 - Arts and Culture Fund	12400	BO-AR-VA150	12400-BO-AR-VA150	Leadership and Administration	The purpose of the Leadership and Administration Budget Summary Level is to provide executive, financial, human resource, and business support to the Office and to support the Seattle Arts Commission, a 16-member advisory board that advises the Office, Mayor, and City Council on arts programs and policy.	4,197,689
Executive (Office of Arts and Culture)	12010 - Municipal Arts Fund	12010	BO-AR-2VMA0	12010-BO-AR-2VMA0	Public Art	The purpose of the Public Art Budget Summary Level is to fund the Public Art Program, which develops art pieces and programs for City facilities, and the Artwork Conservation Program, which maintains the City's permanent art collection.	4,597,406
Executive (Office of Arts and Culture)	12400 - Arts and Culture Fund	12400	BO-AR-2VMA0	12400-BO-AR-2VMA0	Public Art	The purpose of the Public Art Budget Summary Level is to fund the Public Art Program, which develops art pieces and programs for City facilities, and the Artwork Conservation Program, which maintains the City's permanent art collection.	619,508
Executive (Office of Economic Development)	00100 - General Fund	00100	BO-ED-X1D00	00100-BO-ED-X1D00	Business Services	The purpose of the Business Services Budget Summary Level is to promote economic development in the City.	5,949,183
Executive (Office of Economic Development)	14500 - Payroll Expense Tax	14500	BO-ED-X1D00	14500-BO-ED-X1D00	Business Services	The purpose of the Business Services Budget Summary Level is to promote economic development in the City.	16,314,923

Department	Fund	Fund Code	BSL Code	BCL Code	BSL Name	BSL Description	2026 Endorsed Appropriations (\$)
Executive (Office of Economic Development)	00100 - General Fund	00100	BO-ED-ADMIN	00100-BO-ED-ADMIN	Leadership and Administration	The purpose of the Leadership and Administration Budget Summary Level is to provide executive, community, financial, human resource, technology and business support to the Office of Economic Development.	4,959,263
Executive (Office of Economic Development)	14500 - Payroll Expense Tax	14500	BO-ED-ADMIN	14500-BO-ED-ADMIN	Leadership and Administration	The purpose of the Leadership and Administration Budget Summary Level is to provide executive, community, financial, human resource, technology and business support to the Office of Economic Development.	4,118,819
Executive (Office of Emergency Management)	00100 - General Fund	00100	BO-EP-10000	00100-BO-EP-10000	Office of Emergency Management	The purpose of the Office of Emergency Management Budget Summary Level is to manage citywide emergency planning, hazard mitigation, disaster response and recovery coordination, community preparedness, and internal and external partnership building.	3,226,823
Executive (Office of Emergency Management)	14000 - Coronavirus Local Fiscal Recovery Fund	14000	BO-EP-10000	14000-BO-EP-10000	Office of Emergency Management	The purpose of the Office of Emergency Management Budget Summary Level is to manage citywide emergency planning, hazard mitigation, disaster response and recovery coordination, community preparedness, and internal and external partnership building.	-
Executive (Office of Housing)	14500 - Payroll Expense Tax	14500	BO-HU-2000	14500-BO-HU-2000	Homeownership & Sustainability	The purpose of the Homeownership & Sustainability Budget Summary Level is to provide loans, grants, and other types of assistance to affordable housing providers and low-income Seattle residents in order to support permanently affordable homeownership, address displacement risks, provide health and safety home repair needs, and implement energy efficiency improvements for qualifying properties.	10,510,349
Executive (Office of Housing)	16400 - Low Income Housing Fund	16400	BO-HU-2000	16400-BO-HU-2000	Homeownership & Sustainability	The purpose of the Homeownership & Sustainability Budget Summary Level is to provide loans, grants, and other types of assistance to affordable housing providers and low-income Seattle residents in order to support permanently affordable homeownership, address displacement risks, provide health and safety home repair needs, and implement energy efficiency improvements for qualifying properties.	16,309,460
Executive (Office of Housing)	16600 - Office of Housing Fund	16600	BO-HU-2000	16600-BO-HU-2000	Homeownership & Sustainability	The purpose of the Homeownership & Sustainability Budget Summary Level is to provide loans, grants, and other types of assistance to affordable housing providers and low-income Seattle residents in order to support permanently affordable homeownership, address displacement risks, provide health and safety home repair needs, and implement energy efficiency improvements for qualifying properties.	2,896,753
Executive (Office of Housing)	14500 - Payroll Expense Tax	14500	BO-HU-1000	14500-BO-HU-1000	Leadership and Administration	The purpose of the Leadership & Administration Budget Summary Level is to provide centralized leadership, strategic planning, program development, financial management, and administrative support services to the office.	4,479,796
Executive (Office of Housing)	16600 - Office of Housing Fund	16600	BO-HU-1000	16600-BO-HU-1000	Leadership and Administration	The purpose of the Leadership & Administration Budget Summary Level is to provide centralized leadership, strategic planning, program development, financial management, and administrative support services to the office.	6,527,790

Department	Fund	Fund Code	BSL Code	BCL Code	BSL Name	BSL Description	2026 Endorsed Appropriations (\$)
Executive (Office of Housing)	14500 - Payroll Expense Tax	14500	BO-HU-3000	14500-BO-HU-3000	Multifamily Housing	The purpose of the Multifamily Housing Budget Summary Level is to support the development, preservation, and acquisition of multifamily rental housing, as well as the long-term stewardship and monitoring of that housing, and to support affordable housing providers and low-income residents.	127,470,941
Executive (Office of Housing)	16400 - Low Income Housing Fund	16400	BO-HU-3000	16400-BO-HU-3000	Multifamily Housing	The purpose of the Multifamily Housing Budget Summary Level is to support the development, preservation, and acquisition of multifamily rental housing, as well as the long-term stewardship and monitoring of that housing, and to support affordable housing providers and low-income residents.	177,272,649
Executive (Office of Housing)	16600 - Office of Housing Fund	16600	BO-HU-3000	16600-BO-HU-3000	Multifamily Housing	The purpose of the Multifamily Housing Budget Summary Level is to support the development, preservation, and acquisition of multifamily rental housing, as well as the long-term stewardship and monitoring of that housing, and to support affordable housing providers and low-income residents.	2,738,679
Executive (Office of Immigrant and Refugee Affairs)	00100 - General Fund	00100	BO-IA-X1N00	00100-BO-IA-X1N00	Office of Immigrant and Refugee Affairs	The purpose of the Office of Immigrant and Refugee Affairs Budget Summary Level is to facilitate the successful integration of immigrants and refugees into Seattle's civic, economic, and cultural life and to advocate on behalf of immigrant and refugee communities so that the City's programs and services better meet the unique needs of these constituents.	6,570,612
Executive (Office of Immigrant and Refugee Affairs)	14500 - Payroll Expense Tax	14500	BO-IA-X1N00	14500-BO-IA-X1N00	Office of Immigrant and Refugee Affairs	The purpose of the Office of Immigrant and Refugee Affairs Budget Summary Level is to facilitate the successful integration of immigrants and refugees into Seattle's civic, economic, and cultural life and to advocate on behalf of immigrant and refugee communities so that the City's programs and services better meet the unique needs of these constituents.	151,567
Executive (Office of Intergovernmental Relations)	00100 - General Fund	00100	BO-IR-X1G00	00100-BO-IR-X1G00	Office of Intergovernmental Relations	The purpose of the Intergovernmental Relations Budget Summary Level is to promote and protect the City's federal, state, regional, tribal, and international interests by providing strategic advice, representation, and advocacy to, and on behalf of, City elected officials on a variety of issues. These include: federal and state executive and legislative actions; issues and events relating to the City's tribal and international relations; and jurisdictional issues involving King County, suburban cities, and regional governmental organizations.	3,626,347
Executive (Office of Labor Standards)	00190 - Office of Labor Standards Fund	00190	BO-LS-1000	00190-BO-LS-1000	Office of Labor Standards	The purpose of the Office of Labor Standards Budget Summary Level is to implement labor standards for workers performing work inside Seattle's city limits . This includes investigation, remediation, outreach and education, and policy work related to existing labor standards and those that the City may enact in the future.	8,846,777
Executive (Office of Labor Standards)	14500 - Payroll Expense Tax	14500	BO-LS-1000	14500-BO-LS-1000	Office of Labor Standards	The purpose of the Office of Labor Standards Budget Summary Level is to implement labor standards for workers performing work inside Seattle's city limits . This includes investigation, remediation, outreach and education, and policy work related to existing labor standards and those that the City may enact in the future.	-

Department	Fund	Fund Code	BSL Code	BCL Code	BSL Name	BSL Description	2026 Endorsed Appropriations (\$)
Executive (Office of Planning and Community Development)	30010 - REET I Capital Fund	30010	BO-PC-X2P10	30010-BO-PC-X2P10	Design Commission	The purpose of the Design Commission Budget Summary Level is to give advice to the Mayor, City Council, and City Departments, concerning City-funded Capital Improvement Projects, projects that seek long-term use of the right-of-way, or major transportation projects.	796,802
Executive (Office of Planning and Community Development)	12200 - Short-Term Rental Tax Fund	12200	BO-PC-X2P40	12200-BO-PC-X2P40	Equitable Development Initiative	The purpose of the Equitable Development Initiative Budget Summary Level is to foster community leadership and support organizations that promote equitable access to housing, jobs, education, parks, cultural expression, healthy food, and other community needs and amenities. The goal of the Equitable Development Initiative is to address displacement and the unequal distribution of opportunities in order to sustain a diverse Seattle.	5,905,965
Executive (Office of Planning and Community Development)	14500 - Payroll Expense Tax	14500	BO-PC-X2P40	14500-BO-PC-X2P40	Equitable Development Initiative	The purpose of the Equitable Development Initiative Budget Summary Level is to foster community leadership and support organizations that promote equitable access to housing, jobs, education, parks, cultural expression, healthy food, and other community needs and amenities. The goal of the Equitable Development Initiative is to address displacement and the unequal distribution of opportunities in order to sustain a diverse Seattle.	21,666,787
Executive (Office of Planning and Community Development)	00100 - General Fund	00100	BO-PC-X2P00	00100-BO-PC-X2P00	Planning and Community Development	The purpose of the Planning and Community Development Budget Summary Level is to manage a collaborative vision for planning that advances equitable development and creates great places in the City of Seattle that is consistent with Seattle's Comprehensive Plan, and to inform and guide growth related decisions for future development.	8,512,849
Executive (Office of Planning and Community Development)	12200 - Short-Term Rental Tax Fund	12200	BO-PC-X2P00	12200-BO-PC-X2P00	Planning and Community Development	The purpose of the Planning and Community Development Budget Summary Level is to manage a collaborative vision for planning that advances equitable development and creates great places in the City of Seattle that is consistent with Seattle's Comprehensive Plan, and to inform and guide growth related decisions for future development.	1,145,040
Executive (Office of Planning and Community Development)	14500 - Payroll Expense Tax	14500	BO-PC-X2P00	14500-BO-PC-X2P00	Planning and Community Development	The purpose of the Planning and Community Development Budget Summary Level is to manage a collaborative vision for planning that advances equitable development and creates great places in the City of Seattle that is consistent with Seattle's Comprehensive Plan, and to inform and guide growth related decisions for future development.	1,242,753
Executive (Office of Sustainability and Environment)	00100 - General Fund	00100	BO-SE-X1000	00100-BO-SE-X1000	Office of Sustainability and Environment	The purpose of the Office of Sustainability and Environment Budget Summary Level is to coordinate interdepartmental environmental sustainability initiatives, identify and develop next generation policies and programs, and lead the City's climate change action planning to move towards carbon neutrality.	8,743,446
Executive (Office of Sustainability and Environment)	00155 - Sweetened Beverage Tax Fund	00155	BO-SE-X1000	00155-BO-SE-X1000	Office of Sustainability and Environment	The purpose of the Office of Sustainability and Environment Budget Summary Level is to coordinate interdepartmental environmental sustainability initiatives, identify and develop next generation policies and programs, and lead the City's climate change action planning to move towards carbon neutrality.	6,423,345

Department	Fund	Fund Code	BSL Code	BCL Code	BSL Name	BSL Description	2026 Endorsed Appropriations (\$)
Executive (Office of Sustainability and Environment)	14500 - Payroll Expense Tax	14500	BO-SE-X1000	14500-BO-SE-X1000	Office of Sustainability and Environment	The purpose of the Office of Sustainability and Environment Budget Summary Level is to coordinate interdepartmental environmental sustainability initiatives, identify and develop next generation policies and programs, and lead the City's climate change action planning to move towards carbon neutrality.	12,579,301
Executive (Office of the Mayor)	00100 - General Fund	00100	BO-MA-X1A00	00100-BO-MA-X1A00	Office of the Mayor	The purpose of the Office of the Mayor Budget Summary Level is to provide executive leadership to support City departments, engage and be responsive to residents of the city, develop policy for the City, and provide executive administrative and management support to the City.	15,976,485
Finance General	00100 - General Fund	00100	BO-FG-2QA00	00100-BO-FG-2QA00	Appropriation to Special Funds	The purpose of the Appropriation to Special Funds Budget Summary Level is to appropriate General Fund and other centrally managed resources, several of which are based upon the performance of certain City revenues, to bond redemption or special purpose funds. These appropriations are implemented as operating transfers to the funds or accounts they support.	175,052,013
Finance General	00164 - Unrestricted Cumulative Reserve Fund	00164	BO-FG-2QA00	00164-BO-FG-2QA00	Appropriation to Special Funds	The purpose of the Appropriation to Special Funds Budget Summary Level is to appropriate General Fund and other centrally managed resources, several of which are based upon the performance of certain City revenues, to bond redemption or special purpose funds. These appropriations are implemented as operating transfers to the funds or accounts they support.	2,089,516
Finance General	12200 - Short-Term Rental Tax Fund	12200	BO-FG-2QA00	12200-BO-FG-2QA00	Appropriation to Special Funds	The purpose of the Appropriation to Special Funds Budget Summary Level is to appropriate General Fund and other centrally managed resources, several of which are based upon the performance of certain City revenues, to bond redemption or special purpose funds. These appropriations are implemented as operating transfers to the funds or accounts they support.	2,008,041
Finance General	14500 - Payroll Expense Tax	14500	BO-FG-2QA00	14500-BO-FG-2QA00	Appropriation to Special Funds	The purpose of the Appropriation to Special Funds Budget Summary Level is to appropriate General Fund and other centrally managed resources, several of which are based upon the performance of certain City revenues, to bond redemption or special purpose funds. These appropriations are implemented as operating transfers to the funds or accounts they support.	275,366,391
Finance General	30010 - REET I Capital Fund	30010	BO-FG-2QA00	30010-BO-FG-2QA00	Appropriation to Special Funds	The purpose of the Appropriation to Special Funds Budget Summary Level is to appropriate General Fund and other centrally managed resources, several of which are based upon the performance of certain City revenues, to bond redemption or special purpose funds. These appropriations are implemented as operating transfers to the funds or accounts they support.	703,000
Finance General	30020 - REET II Capital Fund	30020	BO-FG-2QA00	30020-BO-FG-2QA00	Appropriation to Special Funds	The purpose of the Appropriation to Special Funds Budget Summary Level is to appropriate General Fund and other centrally managed resources, several of which are based upon the performance of certain City revenues, to bond redemption or special purpose funds. These appropriations are implemented as operating transfers to the funds or accounts they support.	320,450

Department	Fund	Fund Code	BSL Code	BCL Code	BSL Name	BSL Description	2026 Endorsed Appropriations (\$)
Finance General	37200 - 2024 Multipurpose LTGO Bond Fund	37200	BO-FG-2QA00	37200-BO-FG-2QA00	Appropriation to Special Funds	The purpose of the Appropriation to Special Funds Budget Summary Level is to appropriate General Fund and other centrally managed resources, several of which are based upon the performance of certain City revenues, to bond redemption or special purpose funds. These appropriations are implemented as operating transfers to the funds or accounts they support.	4,709,708
Finance General	00100 - General Fund	00100	BO-FG-2QD00	00100-BO-FG-2QD00	General Purpose	The purpose of the General Purpose Budget Summary Level is to provide appropriation authority to those programs for which there is no single appropriate managing department, or for which there is Council and/or Mayor desire for additional budget oversight.	53,741,400
Finance General	00155 - Sweetened Beverage Tax Fund	00155	BO-FG-2QD00	00155-BO-FG-2QD00	General Purpose	The purpose of the General Purpose Budget Summary Level is to provide appropriation authority to those programs for which there is no single appropriate managing department, or for which there is Council and/or Mayor desire for additional budget oversight.	-
Finance General	12400 - Arts and Culture Fund	12400	BO-FG-2QD00	12400-BO-FG-2QD00	General Purpose	The purpose of the General Purpose Budget Summary Level is to provide appropriation authority to those programs for which there is no single appropriate managing department, or for which there is Council and/or Mayor desire for additional budget oversight.	11,744,000
Finance General	13000 - Transportation Fund	13000	BO-FG-2QD00	13000-BO-FG-2QD00	General Purpose	The purpose of the General Purpose Budget Summary Level is to provide appropriation authority to those programs for which there is no single appropriate managing department, or for which there is Council and/or Mayor desire for additional budget oversight.	607,000
Finance General	14500 - Payroll Expense Tax	14500	BO-FG-2QD00	14500-BO-FG-2QD00	General Purpose	The purpose of the General Purpose Budget Summary Level is to provide appropriation authority to those programs for which there is no single appropriate managing department, or for which there is Council and/or Mayor desire for additional budget oversight.	5,558,106
Finance General	19900 - Transportation Benefit District Fund	19900	BO-FG-2QD00	19900-BO-FG-2QD00	General Purpose	The purpose of the General Purpose Budget Summary Level is to provide appropriation authority to those programs for which there is no single appropriate managing department, or for which there is Council and/or Mayor desire for additional budget oversight.	5,204,752
Firefighters Pension	61040 - Fireman's Pension Fund	61040	BO-FP-R2F01	61040-BO-FP-R2F01	Firefighters Pension	The purpose of the Firefighters' Pension Budget Summary Level is to provide benefit services to eligible active and retired firefighters and their lawful beneficiaries.	27,481,658
Human Services Department	00100 - General Fund	00100	BO-HS-H3000	00100-BO-HS-H3000	Addressing Homelessness	The purpose of the Addressing Homelessness Budget Summary Level is to support programs that provide resources and services to Seattle's low-income and homeless residents to reduce homelessness.	124,858,095
Human Services Department	12200 - Short-Term Rental Tax Fund	12200	BO-HS-H3000	12200-BO-HS-H3000	Addressing Homelessness	The purpose of the Addressing Homelessness Budget Summary Level is to support programs that provide resources and services to Seattle's low-income and homeless residents to reduce homelessness.	3,979,708
Human Services Department	14500 - Payroll Expense Tax	14500	BO-HS-H3000	14500-BO-HS-H3000	Addressing Homelessness	The purpose of the Addressing Homelessness Budget Summary Level is to support programs that provide resources and services to Seattle's low-income and homeless residents to reduce homelessness.	-
Human Services Department	16200 - Human Services Fund	16200	BO-HS-H3000	16200-BO-HS-H3000	Addressing Homelessness	The purpose of the Addressing Homelessness Budget Summary Level is to support programs that provide resources and services to Seattle's low-income and homeless residents to reduce homelessness.	12,886,725

Department	Fund	Fund Code	BSL Code	BCL Code	BSL Name	BSL Description	2026 Endorsed Appropriations (\$)
Human Services Department	00100 - General Fund	00100	BO-HS-H5000	00100-BO-HS-H5000	Leadership and Administration	The purpose of the Leadership & Administration Budget Summary Level is to provide executive, community, financial, human resource, technology, and business support to the Human Services Department.	14,069,335
Human Services Department	00155 - Sweetened Beverage Tax Fund	00155	BO-HS-H5000	00155-BO-HS-H5000	Leadership and Administration	The purpose of the Leadership & Administration Budget Summary Level is to provide executive, community, financial, human resource, technology, and business support to the Human Services Department.	120,811
Human Services Department	16200 - Human Services Fund	16200	BO-HS-H5000	16200-BO-HS-H5000	Leadership and Administration	The purpose of the Leadership & Administration Budget Summary Level is to provide executive, community, financial, human resource, technology, and business support to the Human Services Department.	5,340,212
Human Services Department	00100 - General Fund	00100	BO-HS-H2000	00100-BO-HS-H2000	Preparing Youth for Success	The purpose of the Preparing Youth for Success Budget Summary Level is to support programs that help youth and young adults develop and succeed.	17,038,322
Human Services Department	14500 - Payroll Expense Tax	14500	BO-HS-H2000	14500-BO-HS-H2000	Preparing Youth for Success	The purpose of the Preparing Youth for Success Budget Summary Level is to support programs that help youth and young adults develop and succeed.	654,589
Human Services Department	16200 - Human Services Fund	16200	BO-HS-H2000	16200-BO-HS-H2000	Preparing Youth for Success	The purpose of the Preparing Youth for Success Budget Summary Level is to support programs that help youth and young adults develop and succeed.	-
Human Services Department	00100 - General Fund	00100	BO-HS-H6000	00100-BO-HS-H6000	Promoting Healthy Aging	The purpose of the Promoting Healthy Aging Budget Summary Level is to provide programs that improve choice, promote independence, and enhance the quality of life for older people and adults with disabilities.	12,847,904
Human Services Department	16200 - Human Services Fund	16200	BO-HS-H6000	16200-BO-HS-H6000	Promoting Healthy Aging	The purpose of the Promoting Healthy Aging Budget Summary Level is to provide programs that improve choice, promote independence, and enhance the quality of life for older people and adults with disabilities.	67,896,210
Human Services Department	00100 - General Fund	00100	BO-HS-H7000	00100-BO-HS-H7000	Promoting Public Health	The purpose of the Promoting Public Health Budget Summary Level is to provide programs that give access to chemical and dependency services and reduce the disparities in health among the Seattle population.	24,595,440
Human Services Department	14500 - Payroll Expense Tax	14500	BO-HS-H7000	14500-BO-HS-H7000	Promoting Public Health	The purpose of the Promoting Public Health Budget Summary Level is to provide programs that give access to chemical and dependency services and reduce the disparities in health among the Seattle population.	-
Human Services Department	14510 - Opioid Settlement Proceed Fund	14510	BO-HS-H7000	14510-BO-HS-H7000	Promoting Public Health	The purpose of the Promoting Public Health Budget Summary Level is to provide programs that give access to chemical and dependency services and reduce the disparities in health among the Seattle population.	1,910,847
Human Services Department	16200 - Human Services Fund	16200	BO-HS-H7000	16200-BO-HS-H7000	Promoting Public Health	The purpose of the Promoting Public Health Budget Summary Level is to provide programs that give access to chemical and dependency services and reduce the disparities in health among the Seattle population.	-
Human Services Department	00100 - General Fund	00100	BO-HS-H1000	00100-BO-HS-H1000	Supporting Affordability and Livability	The purpose of the Supporting Affordability & Livability Budget Summary Level is to support programs that promote affordability to Seattle residents with low incomes.	17,525,845

Department	Fund	Fund Code	BSL Code	BCL Code	BSL Name	BSL Description	2026 Endorsed Appropriations (\$)
Human Services Department	00155 - Sweetened Beverage Tax Fund	00155	BO-HS-H1000	00155-BO-HS-H1000	Supporting Affordability and Livability	The purpose of the Supporting Affordability & Livability Budget Summary Level is to support programs that promote affordability to Seattle residents with low incomes.	5,189,622
Human Services Department	00164 - Unrestricted Cumulative Reserve Fund	00164	BO-HS-H1000	00164-BO-HS-H1000	Supporting Affordability and Livability	The purpose of the Supporting Affordability & Livability Budget Summary Level is to support programs that promote affordability to Seattle residents with low incomes.	-
Human Services Department	14500 - Payroll Expense Tax	14500	BO-HS-H1000	14500-BO-HS-H1000	Supporting Affordability and Livability	The purpose of the Supporting Affordability & Livability Budget Summary Level is to support programs that promote affordability to Seattle residents with low incomes.	7,532
Human Services Department	16200 - Human Services Fund	16200	BO-HS-H1000	16200-BO-HS-H1000	Supporting Affordability and Livability	The purpose of the Supporting Affordability & Livability Budget Summary Level is to support programs that promote affordability to Seattle residents with low incomes.	14,065,016
Human Services Department	00100 - General Fund	00100	BO-HS-H4000	00100-BO-HS-H4000	Supporting Safe Communities	The purpose of the Supporting Safe Communities Budget Summary Level is to support programs that help reduce instances of individuals experiencing trauma, violence, and crisis.	60,959,035
Human Services Department	14500 - Payroll Expense Tax	14500	BO-HS-H4000	14500-BO-HS-H4000	Supporting Safe Communities	The purpose of the Supporting Safe Communities Budget Summary Level is to support programs that help reduce instances of individuals experiencing trauma, violence, and crisis.	3,518,357
Human Services Department	16200 - Human Services Fund	16200	BO-HS-H4000	16200-BO-HS-H4000	Supporting Safe Communities	The purpose of the Supporting Safe Communities Budget Summary Level is to support programs that help reduce instances of individuals experiencing trauma, violence, and crisis.	30,000
Law Department	00100 - General Fund	00100	BO-LW-J1300	00100-BO-LW-J1300	Civil	The purpose of the Civil Budget Summary Level is to provide legal advice to the City's policy-makers, and to defend and represent the City, its employees, and officials before a variety of county, state, federal courts, and administrative bodies.	19,560,302
Law Department	00100 - General Fund	00100	BO-LW-J1500	00100-BO-LW-J1500	Criminal	The purpose of the Criminal Budget Summary Level includes prosecuting ordinance violations and misdemeanor crimes, maintaining case information and preparing effective case files for the court appearances of prosecuting attorneys, and assisting and advocating for victims of domestic violence throughout the court process.	12,432,047
Law Department	00100 - General Fund	00100	BO-LW-J1100	00100-BO-LW-J1100	Leadership and Administration	The purpose of the Leadership and Administration Budget Summary Level is to provide executive, financial, technological, administrative and managerial support to the Department.	15,715,870
Law Department	00100 - General Fund	00100	BO-LW-J1700	00100-BO-LW-J1700	Precinct Liaison	The purpose of the Precinct Liaison Budget Summary Level is to support a program where attorneys work in each of the City's five precincts, providing legal advice to police and other City departments. In helping to address a variety of neighborhood and community problems, the precinct liaison attorneys coordinate with the Civil and Criminal divisions with the goal of providing a consistent, thorough and effective approach.	853,771
Legislative Department	00100 - General Fund	00100	BO-LG-G2000	00100-BO-LG-G2000	Leadership and Administration	The purpose of the Leadership and Administration Budget Summary Level is to provide executive, community, financial, human resource, technology and business support to the department.	5,282,745

Department	Fund	Fund Code	BSL Code	BCL Code	BSL Name	BSL Description	2026 Endorsed Appropriations (\$)
Legislative Department	00100 - General Fund	00100	BO-LG-G1000	00100-BO-LG-G1000	Legislative Department	The purpose of the Legislative Department Budget Summary Level is to set policy, enact City laws, approve the City's budget, provide oversight of City departments, and support the mission of the Council.	18,656,233
Office of Economic and Revenue Forecasts	00100 - General Fund	00100	BO-ER-10000	00100-BO-ER-10000	Economic and Revenue Forecasts	The purpose of the Economic and Revenue Forecasts Budget Summary Level is to provide support to the Forecast Council, perform economic and revenue forecasts, conduct special studies at the request of the Forecast Council, and provide ad hoc analytical support on economic and revenue estimation for legislative and executive staff consistent with the work program.	911,473
Office of Hearing Examiner	00100 - General Fund	00100	BO-HX-V1X00	00100-BO-HX-V1X00	Office of the Hearing Examiner	The purpose of the Office of Hearing Examiner Budget Summary Level is to conduct fair and impartial hearings in all subject areas where the Seattle Municipal Code grants authority to do so (there are currently more than 75 subject areas) and to issue decisions and recommendations consistent with applicable law.	1,380,463
Office of Inspector General for Public Safety	00100 - General Fund	00100	BO-IG-1000	00100-BO-IG-1000	Office of Inspector General for Public Safety	The purpose of the Office of Inspector General for Public Safety Budget Summary Level is to provide civilian oversight of management and operations of the Seattle Police Department (SPD) and Office of Police Accountability (OPA) as well as civilian review of criminal justice system operations and practices that involve SPD or OPA.	5,461,489
Office of the City Auditor	00100 - General Fund	00100	BO-AD-VG000	00100-BO-AD-VG000	Office of the City Auditor	The purpose of the Office of City Auditor Budget Summary Level is to provide unbiased analyses and objective recommendations to assist the City in using public resources more equitably, efficiently and effectively in delivering services to the public.	2,700,136
Office of the City Auditor	00155 - Sweetened Beverage Tax Fund	00155	BO-AD-VG000	00155-BO-AD-VG000	Office of the City Auditor	The purpose of the Office of City Auditor Budget Summary Level is to provide unbiased analyses and objective recommendations to assist the City in using public resources more equitably, efficiently and effectively in delivering services to the public.	-
Office of the Employee Ombud	00100 - General Fund	00100	BO-EM-V10MB	00100-BO-EM-V10MB	Office of Employee Ombud	The purpose of the Office of Employee Ombud (OEO) Budget Summary Level is to support City of Seattle employees in navigating the City's conflict management system, including processes related to harassment, discrimination, and misconduct. OEO provides recommendations to the Mayor and City Council on policies and procedures that can help create an inclusive and respectful workplace environment.	1,296,310
Police Relief and Pension	61060 - Police Relief & Pension Fund	61060	BO-PP-RP604	61060-BO-PP-RP604	Police Relief and Pension	The purpose of the Police Relief and Pension Budget Summary Level is to provide responsive benefit services to eligible active-duty and retired Seattle police officers.	22,517,572
Seattle Center	00164 - Unrestricted Cumulative Reserve Fund	00164	BC-SC-S03P01	00164-BC-SC-S03P01	Building and Campus Improvements	The purpose of the Building and Campus Improvements Budget Summary Level is to provide for improvements throughout the Seattle Center campus, including buildings and building systems, open spaces, public gathering places, utility infrastructure, and long-range planning.	50,000
Seattle Center	14500 - Payroll Expense Tax	14500	BC-SC-S03P01	14500-BC-SC-S03P01	Building and Campus Improvements	The purpose of the Building and Campus Improvements Budget Summary Level is to provide for improvements throughout the Seattle Center campus, including buildings and building systems, open spaces, public gathering places, utility infrastructure, and long-range planning.	-

Department	Fund	Fund Code	BSL Code	BCL Code	BSL Name	BSL Description	2026 Endorsed Appropriations (\$)
Seattle Center	30010 - REET I Capital Fund	30010	BC-SC-S03P01	30010-BC-SC-S03P01	Building and Campus Improvements	The purpose of the Building and Campus Improvements Budget Summary Level is to provide for improvements throughout the Seattle Center campus, including buildings and building systems, open spaces, public gathering places, utility infrastructure, and long-range planning.	7,882,297
Seattle Center	37410 - 2026 LTGO Bond Fund B	37410	BC-SC-S03P01	37410-BC-SC-S03P01	Building and Campus Improvements	The purpose of the Building and Campus Improvements Budget Summary Level is to provide for improvements throughout the Seattle Center campus, including buildings and building systems, open spaces, public gathering places, utility infrastructure, and long-range planning.	-
Seattle Center	00100 - General Fund	00100	BO-SC-60000	00100-BO-SC-60000	Campus	The purpose of the Campus Budget Summary Level is to manage and operate Seattle Center's Campus events, grounds and facilities.	9,116,193
Seattle Center	11410 - Seattle Center Fund	11410	BO-SC-60000	11410-BO-SC-60000	Campus	The purpose of the Campus Budget Summary Level is to manage and operate Seattle Center's Campus events, grounds and facilities.	24,796,467
Seattle Center	12400 - Arts and Culture Fund	12400	BO-SC-60000	12400-BO-SC-60000	Campus	The purpose of the Campus Budget Summary Level is to manage and operate Seattle Center's Campus events, grounds and facilities.	(0)
Seattle Center	14500 - Payroll Expense Tax	14500	BO-SC-60000	14500-BO-SC-60000	Campus	The purpose of the Campus Budget Summary Level is to manage and operate Seattle Center's Campus events, grounds and facilities.	504,366
Seattle Center	00100 - General Fund	00100	BO-SC-69000	00100-BO-SC-69000	Leadership and Administration	The purpose of the Leadership & Administration Budget Summary Level is to provide executive, community, financial, human resource, technology and business support to the department.	8,271,824
Seattle Center	11410 - Seattle Center Fund	11410	BO-SC-69000	11410-BO-SC-69000	Leadership and Administration	The purpose of the Leadership & Administration Budget Summary Level is to provide executive, community, financial, human resource, technology and business support to the department.	1,512,288
Seattle Center	00100 - General Fund	00100	BO-SC-65000	00100-BO-SC-65000	McCaw Hall	The purpose of the McCaw Hall Budget Summary Level is to operate and maintain McCaw Hall.	865,082
Seattle Center	11430 - Seattle Center McCaw Hall Fund	11430	BO-SC-65000	11430-BO-SC-65000	McCaw Hall	The purpose of the McCaw Hall Budget Summary Level is to operate and maintain McCaw Hall.	5,875,634
Seattle Center	30010 - REET I Capital Fund	30010	BO-SC-65000	30010-BO-SC-65000	McCaw Hall	The purpose of the McCaw Hall Budget Summary Level is to operate and maintain McCaw Hall.	337,000
Seattle Center	34070 - McCaw Hall Capital Reserve	34070	BC-SC-S0303	34070-BC-SC-S0303	McCaw Hall Capital Reserve	The purpose of the McCaw Hall Capital Reserve Fund Budget Summary Level is to maintain and enhance the McCaw Hall facility.	691,000
Seattle Center	11410 - Seattle Center Fund	11410	BC-SC-S9403	11410-BC-SC-S9403	Monorail Rehabilitation	The purpose of the Monorail Rehabilitation Budget Summary Level is to provide for the renovation and maintenance of the Seattle Center Monorail, including the two trains, the two stations, and the guideways that run in between.	1,207,213
Seattle Center	14500 - Payroll Expense Tax	14500	BC-SC-S9403	14500-BC-SC-S9403	Monorail Rehabilitation	The purpose of the Monorail Rehabilitation Budget Summary Level is to provide for the renovation and maintenance of the Seattle Center Monorail, including the two trains, the two stations, and the guideways that run in between.	-
Seattle Center	11410 - Seattle Center Fund	11410	BO-SC-61000	11410-BO-SC-61000	Waterfront	The purpose of the Waterfront Budget Summary Level is to fund and track the annual operation and maintenance costs of the Seattle Waterfront.	1,000,000
Seattle Center	19710 - Seattle Park District Fund	19710	BO-SC-61000	19710-BO-SC-61000	Waterfront	The purpose of the Waterfront Budget Summary Level is to fund and track the annual operation and maintenance costs of the Seattle Waterfront.	5,946,547

Department	Fund	Fund Code	BSL Code	BCL Code	BSL Name	BSL Description	2026 Endorsed Appropriations (\$)
Seattle City Light	41000 - Light Fund	41000	BC-CL-W	41000-BC-CL-W	Conservation & Environmental - CIP	The purpose of the Conservation & Environmental - CIP Budget Summary Level is to provide for the costs of conservation incentives and other energy efficiency programs. This Budget Summary Level also supports the utility's renewable resource development programs, hydroelectric relicensing, and real estate.	49,814,383
Seattle City Light	41000 - Light Fund	41000	BO-CL-CUSTCARE	41000-BO-CL-CUSTCARE	Customer Care	The purpose of the Customer Service Budget Summary Level is to provide customer experience support specific to customer information systems and to implement demand-side conservation measures that offset the need for additional generation resources.	72,187,447
Seattle City Light	41000 - Light Fund	41000	BC-CL-Z	41000-BC-CL-Z	Customer Focused - CIP	The purpose of the Customer Focused - CIP Budget Summary Level is to provide for the capital costs of rehabilitation and replacement of the utility's financial systems and information technology infrastructure, the development and implementation of large software applications, customer service connections, meters, and other customer-driven projects, including large inter-agency projects requiring utility services or relocations. This Budget Summary Level supports capital projects identified in the department's Capital Improvement Plan.	140,348,527
Seattle City Light	41000 - Light Fund	41000	BO-CL-DEBTSRVC	41000-BO-CL-DEBTSRVC	Debt Service	The purpose of the Debt Service Budget Summary Level is to meet principal repayment and interest obligations on funds borrowed to meet City Light's capital expenditure requirements.	259,008,143
Seattle City Light	41000 - Light Fund	41000	BO-CL-A	41000-BO-CL-A	Leadership and Administration	The purpose of the Leadership and Administration Budget Summary Level is to provide overall management and policy direction for Seattle City Light and to provide core management and administrative services such as communications, finance, human resources, facility management and IT program support. This BSL is also utilized to provide for the general expenses of the utility that are not attributable to a specific organizational unit such as insurance and bond issue costs, legal fees, indirect costs related to employee benefits and PTO, general claims costs, and services provided by the City's internal services departments through the central cost allocation mechanism.	-
Seattle City Light	41000 - Light Fund	41000	BO-CL-ADMIN	41000-BO-CL-ADMIN	Leadership and Administration	The purpose of the Leadership and Administration Budget Summary Level is to provide overall management and policy direction for Seattle City Light and to provide core management and administrative services such as communications, finance, human resources, facility management and IT program support. This BSL is also utilized to provide for the general expenses of the utility that are not attributable to a specific organizational unit such as insurance and bond issue costs, legal fees, indirect costs related to employee benefits and PTO, general claims costs, and services provided by the City's internal services departments through the central cost allocation mechanism.	198,391,171
Seattle City Light	41000 - Light Fund	41000	BC-CL-X	41000-BC-CL-X	Power Supply - CIP	The purpose of the Power Supply - CIP Budget Summary Level is to provide for the capital costs of electrification, facility improvements, maintaining the physical generating plant and associated power licenses, and regulatory requirements. This Budget Summary Level supports capital projects identified in the department's Capital Improvement Plan.	116,315,408

Department	Fund	Fund Code	BSL Code	BCL Code	BSL Name	BSL Description	2026 Endorsed Appropriations (\$)
Seattle City Light	41000 - Light Fund	41000	BO-CL-PWRSUPPLY	41000-BO-CL-PWRSUPPLY	Power Supply O&M	The purpose of the Power Supply O&M Budget Summary Level is to support transportation electrification, solar, and other technologies; implement demand-side conservation measures that offset the need for additional generation resources; and monitor compliance with federal electric reliability standards. The power marketing operations of the utility are also included in this Budget Summary Level.	456,037,112
Seattle City Light	41000 - Light Fund	41000	BO-CL-TAXES	41000-BO-CL-TAXES	Taxes	The purpose of the Taxes Budget Summary Level is to pay City Light's legally required tax payments for state, city, and local jurisdictions. This Budget Summary Level includes funding for franchise contract payments negotiated with local jurisdictions in City Light's service territory.	134,369,021
Seattle City Light	41000 - Light Fund	41000	BC-CL-Y	41000-BC-CL-Y	Transmission and Distribution - CIP	The purpose of the Transmission and Distribution - CIP Budget Summary Level is to provide for the capital costs of installation, major maintenance, rehabilitation, and replacement of transmission lines, substations, distribution feeders, transformers, and other elements of the utility's transmission and distribution systems. This Budget Summary Level supports capital projects identified in the department's Capital Improvement Plan.	210,402,811
Seattle City Light	41000 - Light Fund	41000	BO-CL-UTILOPS	41000-BO-CL-UTILOPS	Utility Operations O&M	The purpose of the Utility Operations O&M Budget Summary Level is to provide reliable electricity to customers through operation and maintenance of City Light's power production facilities, substations, transmission systems, and overhead and underground distribution systems in a clean, safe, efficient, reliable, and environmentally responsible manner. The utility's energy delivery engineering, power production engineering, generation operations, asset management, power system functions, renewable resource development programs, hydroelectric relicensing, and real estate are also included in this Budget Summary Level.	177,628,173
Seattle Department of Construction and Inspections	00100 - General Fund	00100	BO-CI-U2400	00100-BO-CI-U2400	Compliance	The purpose of the Compliance Budget Summary Level is to ensure land and buildings are developed, used and maintained according to applicable code standards, reduce deterioration of structures and properties, enforce tenant protections, and support outreach and education for landlords and tenants in coordination with other departments and community organizations.	7,478,656
Seattle Department of Construction and Inspections	00164 - Unrestricted Cumulative Reserve Fund	00164	BO-CI-U2400	00164-BO-CI-U2400	Compliance	The purpose of the Compliance Budget Summary Level is to ensure land and buildings are developed, used and maintained according to applicable code standards, reduce deterioration of structures and properties, enforce tenant protections, and support outreach and education for landlords and tenants in coordination with other departments and community organizations.	157,009
Seattle Department of Construction and Inspections	14500 - Payroll Expense Tax	14500	BO-CI-U2400	14500-BO-CI-U2400	Compliance	The purpose of the Compliance Budget Summary Level is to ensure land and buildings are developed, used and maintained according to applicable code standards, reduce deterioration of structures and properties, enforce tenant protections, and support outreach and education for landlords and tenants in coordination with other departments and community organizations.	1,586,015

Department	Fund	Fund Code	BSL Code	BCL Code	BSL Name	BSL Description	2026 Endorsed Appropriations (\$)
Seattle Department of Construction and Inspections	30010 - REET I Capital Fund	30010	BO-CI-U2400	30010-BO-CI-U2400	Compliance	The purpose of the Compliance Budget Summary Level is to ensure land and buildings are developed, used and maintained according to applicable code standards, reduce deterioration of structures and properties, enforce tenant protections, and support outreach and education for landlords and tenants in coordination with other departments and community organizations.	360,000
Seattle Department of Construction and Inspections	48100 - Construction and Inspections	48100	BO-CI-U2400	48100-BO-CI-U2400	Compliance	The purpose of the Compliance Budget Summary Level is to ensure land and buildings are developed, used and maintained according to applicable code standards, reduce deterioration of structures and properties, enforce tenant protections, and support outreach and education for landlords and tenants in coordination with other departments and community organizations.	6,537,684
Seattle Department of Construction and Inspections	00100 - General Fund	00100	BO-CI-U2100	00100-BO-CI-U2100	Customer Success	The purpose of the Customer Success Budget Summary Level is to provide pre-application customer service and guidance on the permit application process and to fully support the customer experience throughout the permit review and inspections process to ensure successful outcomes for SDCI's customers.	56,497
Seattle Department of Construction and Inspections	48100 - Construction and Inspections	48100	BO-CI-U2100	48100-BO-CI-U2100	Customer Success	The purpose of the Customer Success Budget Summary Level is to provide pre-application customer service and guidance on the permit application process and to fully support the customer experience throughout the permit review and inspections process to ensure successful outcomes for SDCI's customers.	12,411,276
Seattle Department of Construction and Inspections	00100 - General Fund	00100	BO-CI-U2600	00100-BO-CI-U2600	Government Policy, Safety & Support	The purpose of the Government Policy, Safety & Support Budget Summary Level is to develop and update land use code and technical code regulations, and provide appropriate support for disaster preparation, mitigation, response, and recovery services.	1,203,487
Seattle Department of Construction and Inspections	48100 - Construction and Inspections	48100	BO-CI-U2600	48100-BO-CI-U2600	Government Policy, Safety & Support	The purpose of the Government Policy, Safety & Support Budget Summary Level is to develop and update land use code and technical code regulations, and provide appropriate support for disaster preparation, mitigation, response, and recovery services.	1,846,164
Seattle Department of Construction and Inspections	00100 - General Fund	00100	BO-CI-U23A0	00100-BO-CI-U23A0	Inspections	The purpose of the Inspections Budget Summary Level is to provide on-site inspections of property under development, inspections of mechanical equipment at installation and on an annual or biennial cycle, and certification of installers and mechanics.	-
Seattle Department of Construction and Inspections	48100 - Construction and Inspections	48100	BO-CI-U23A0	48100-BO-CI-U23A0	Inspections	The purpose of the Inspections Budget Summary Level is to provide on-site inspections of property under development, inspections of mechanical equipment at installation and on an annual or biennial cycle, and certification of installers and mechanics.	35,656,151
Seattle Department of Construction and Inspections	48100 - Construction and Inspections	48100	BO-CI-U2000	48100-BO-CI-U2000	Land Use & Engineering Services	The purpose of the Land Use & Engineering Services Budget Summary Level is to provide a comprehensive review of development plans and to process land use and building permits.	45,056,784
Seattle Department of Construction and Inspections	00100 - General Fund	00100	BO-CI-U2500	00100-BO-CI-U2500	Leadership and Administration	The purpose of the Leadership & Administration Budget Summary Level is to lead and direct department employees, provide policy guidance, and oversee relationships with the community.	-
Seattle Department of Construction and Inspections	48100 - Construction and Inspections	48100	BO-CI-U2500	48100-BO-CI-U2500	Leadership and Administration	The purpose of the Leadership & Administration Budget Summary Level is to lead and direct department employees, provide policy guidance, and oversee relationships with the community.	552,382

Department	Fund	Fund Code	BSL Code	BCL Code	BSL Name	BSL Description	2026 Endorsed Appropriations (\$)
Seattle Department of Construction and Inspections	48100 - Construction and Inspections	48100	BO-CI-U2700	48100-BO-CI-U2700	Process Improvements	The purpose of the Process Improvements Budget Summary Level is to implement innovative permitting technology and process improvement solutions for SDCI.	4,320,396
Seattle Department of Construction and Inspections	48100 - Construction and Inspections	48100	BO-CI-U2900	48100-BO-CI-U2900	Technology Investments	The purpose of the Technology Investments Budget Summary Level is to maintain the Seattle Department of Construction and Inspections' permitting technology products and programs.	9,551,903
Seattle Department of Human Resources	10113 - Group Term Life Fund	10113	BO-HR-GTL	10113-BO-HR-GTL	GTL/LTD/AD&D Insurance Service	The purpose of the Group Term Life Budget Summary Level is to provide appropriation authority for the City's group term life insurance, long-term disability insurance, and accidental death and dismemberment insurance.	7,231,887
Seattle Department of Human Resources	10112 - Health Care Fund	10112	BO-HR-HEALTH	10112-BO-HR-HEALTH	Health Care Services	The purpose of the Health Care Budget Summary Level is to provide for the City's medical, dental, and vision insurance programs; the Flexible Spending Account; the Employee Assistance Program; and COBRA continuation coverage costs.	381,304,148
Seattle Department of Human Resources	63100 - Fire Fighters Healthcare Fund	63100	BO-HR-HEALTH	63100-BO-HR-HEALTH	Health Care Services	The purpose of the Health Care Budget Summary Level is to provide for the City's medical, dental, and vision insurance programs; the Flexible Spending Account; the Employee Assistance Program; and COBRA continuation coverage costs.	2,000,000
Seattle Department of Human Resources	00100 - General Fund	00100	BO-HR-N6000	00100-BO-HR-N6000	HR Services	The purpose of the HR Services Budget Summary Level is to provide Citywide strategic and technical human resources support while incorporating workforce equity strategies. This BSL: administers employee benefits, including health care and workers' compensation as well as absence management; provides recruitment and staffing services; advises on employee training and development services; and negotiates and implements collective bargaining agreements. Other functions include safety, compensation/classification, supported employment programs, and Citywide human resources information management services.	11,037,577
Seattle Department of Human Resources	10110 - Industrial Insurance Fund	10110	BO-HR-INDINS	10110-BO-HR-INDINS	Industrial Insurance Services	The purpose of the Industrial Insurance Budget Summary Level is to provide for medical, wage replacement, pension, and disability claims related to occupational injuries and illnesses, occupational medical monitoring, workplace safety programs, and related expenses.	56,125,895
Seattle Department of Human Resources	00100 - General Fund	00100	BO-HR-N5000	00100-BO-HR-N5000	Leadership and Administration	The purpose of the Leadership and Administration Budget Summary Level is to establish Citywide personnel rules and policies; provide consultative assistance to employees, departments, and policymakers; and lead Citywide programs and initiatives with the underlying objective of workforce equity. This Budget Summary Level also provides services that support City and SDHR department management, including financial and accounting services.	12,578,988
Seattle Department of Human Resources	14000 - Coronavirus Local Fiscal Recovery Fund	14000	BO-HR-N5000	14000-BO-HR-N5000	Leadership and Administration	The purpose of the Leadership and Administration Budget Summary Level is to establish Citywide personnel rules and policies; provide consultative assistance to employees, departments, and policymakers; and lead Citywide programs and initiatives with the underlying objective of workforce equity. This Budget Summary Level also provides services that support City and SDHR department management, including financial and accounting services.	-

Department	Fund	Fund Code	BSL Code	BCL Code	BSL Name	BSL Description	2026 Endorsed Appropriations (\$)
Seattle Department of Human Resources	10111 - Unemployment Insurance Fund	10111	BO-HR-UNEMP	10111-BO-HR-UNEMP	Unemployment Services	The purpose of the Unemployment Insurance Budget Summary Level is to provide the budget authority for the City to pay unemployment compensation expenses.	3,644,317
Seattle Department of Transportation	00100 - General Fund	00100	BO-TR-17001	00100-BO-TR-17001	Bridges & Structures	The purpose of the Bridges and Structures Budget Summary Level is to maintain the City's bridges and structures which helps provide for the safe and efficient movement of people, goods, and services throughout the City. Additionally, the BSL provides general construction management, engineering support for street vacations, scoping of neighborhood projects, and other transportation activities requiring engineering oversight.	5,609,877
Seattle Department of Transportation	10398 - Move Seattle Levy Fund	10398	BO-TR-17001	10398-BO-TR-17001	Bridges & Structures	The purpose of the Bridges and Structures Budget Summary Level is to maintain the City's bridges and structures which helps provide for the safe and efficient movement of people, goods, and services throughout the City. Additionally, the BSL provides general construction management, engineering support for street vacations, scoping of neighborhood projects, and other transportation activities requiring engineering oversight.	-
Seattle Department of Transportation	13000 - Transportation Fund	13000	BO-TR-17001	13000-BO-TR-17001	Bridges & Structures	The purpose of the Bridges and Structures Budget Summary Level is to maintain the City's bridges and structures which helps provide for the safe and efficient movement of people, goods, and services throughout the City. Additionally, the BSL provides general construction management, engineering support for street vacations, scoping of neighborhood projects, and other transportation activities requiring engineering oversight.	6,180,468
Seattle Department of Transportation	19900 - Transportation Benefit District Fund	19900	BO-TR-17001	19900-BO-TR-17001	Bridges & Structures	The purpose of the Bridges and Structures Budget Summary Level is to maintain the City's bridges and structures which helps provide for the safe and efficient movement of people, goods, and services throughout the City. Additionally, the BSL provides general construction management, engineering support for street vacations, scoping of neighborhood projects, and other transportation activities requiring engineering oversight.	2,641,247
Seattle Department of Transportation	30020 - REET II Capital Fund	30020	BC-TR-19004	30020-BC-TR-19004	Capital General Expense	The purpose of the Capital General Expense Budget Summary Level is to meet debt service obligations on funds borrowed to meet the Seattle Department of Transportation's capital expenditure requirements.	6,547,877
Seattle Department of Transportation	13000 - Transportation Fund	13000	BC-TR-16000	13000-BC-TR-16000	Central Waterfront	The purpose of the Central Waterfront Budget Summary Level is to design, manage, and construct improvements to the transportation infrastructure and public spaces along the Central Waterfront.	600,000
Seattle Department of Transportation	37300 - 2025 Multipurpose LTGO Bond Fund	37300	BC-TR-16000	37300-BC-TR-16000	Central Waterfront	The purpose of the Central Waterfront Budget Summary Level is to design, manage, and construct improvements to the transportation infrastructure and public spaces along the Central Waterfront.	-
Seattle Department of Transportation	10800 - Seattle Streetcar Operations	10800	BO-TR-12002	10800-BO-TR-12002	First Hill Streetcar Operations	The purpose of the First Hill Streetcar Operations Budget Summary Level is to operate and maintain the First Hill Seattle Streetcar.	9,765,625

Department	Fund	Fund Code	BSL Code	BCL Code	BSL Name	BSL Description	2026 Endorsed Appropriations (\$)
Seattle Department of Transportation	00100 - General Fund	00100	BO-TR-18002	00100-BO-TR-18002	General Expense	The purpose of the General Expense Budget Summary Level is to pay for general business expenses necessary to the overall delivery of transportation services, such as Judgment and Claims contributions and debt service payments.	9,035,407
Seattle Department of Transportation	13000 - Transportation Fund	13000	BO-TR-18002	13000-BO-TR-18002	General Expense	The purpose of the General Expense Budget Summary Level is to pay for general business expenses necessary to the overall delivery of transportation services, such as Judgment and Claims contributions and debt service payments.	21,598,558
Seattle Department of Transportation	19900 - Transportation Benefit District Fund	19900	BO-TR-18002	19900-BO-TR-18002	General Expense	The purpose of the General Expense Budget Summary Level is to pay for general business expenses necessary to the overall delivery of transportation services, such as Judgment and Claims contributions and debt service payments.	10,200,000
Seattle Department of Transportation	30020 - REET II Capital Fund	30020	BO-TR-18002	30020-BO-TR-18002	General Expense	The purpose of the General Expense Budget Summary Level is to pay for general business expenses necessary to the overall delivery of transportation services, such as Judgment and Claims contributions and debt service payments.	-
Seattle Department of Transportation	00100 - General Fund	00100	BO-TR-18001	00100-BO-TR-18001	Leadership and Administration	The purpose of the Leadership & Administration Budget Summary Level is to provide executive, community, financial, human resource, technology and business support to the Seattle Department of Transportation.	-
Seattle Department of Transportation	13000 - Transportation Fund	13000	BO-TR-18001	13000-BO-TR-18001	Leadership and Administration	The purpose of the Leadership & Administration Budget Summary Level is to provide executive, community, financial, human resource, technology and business support to the Seattle Department of Transportation.	-
Seattle Department of Transportation	00100 - General Fund	00100	BO-TR-17005	00100-BO-TR-17005	Maintenance Operations	The purpose of the Maintenance Operations Budget Summary Level is to maintain the City's roadways and sidewalks; maintain, protect and expand the City's urban landscape in the street right-of-way through the maintenance and planting of new trees and landscaping to enhance the environment and aesthetics of the city; and manage and administer street parking rules and regulations in the right-of-way.	14,267,967
Seattle Department of Transportation	10398 - Move Seattle Levy Fund	10398	BO-TR-17005	10398-BO-TR-17005	Maintenance Operations	The purpose of the Maintenance Operations Budget Summary Level is to maintain the City's roadways and sidewalks; maintain, protect and expand the City's urban landscape in the street right-of-way through the maintenance and planting of new trees and landscaping to enhance the environment and aesthetics of the city; and manage and administer street parking rules and regulations in the right-of-way.	-
Seattle Department of Transportation	13000 - Transportation Fund	13000	BO-TR-17005	13000-BO-TR-17005	Maintenance Operations	The purpose of the Maintenance Operations Budget Summary Level is to maintain the City's roadways and sidewalks; maintain, protect and expand the City's urban landscape in the street right-of-way through the maintenance and planting of new trees and landscaping to enhance the environment and aesthetics of the city; and manage and administer street parking rules and regulations in the right-of-way.	37,490,388

Department	Fund	Fund Code	BSL Code	BCL Code	BSL Name	BSL Description	2026 Endorsed Appropriations (\$)
Seattle Department of Transportation	19900 - Transportation Benefit District Fund	19900	BO-TR-17005	19900-BO-TR-17005	Maintenance Operations	The purpose of the Maintenance Operations Budget Summary Level is to maintain the City's roadways and sidewalks; maintain, protect and expand the City's urban landscape in the street right-of-way through the maintenance and planting of new trees and landscaping to enhance the environment and aesthetics of the city; and manage and administer street parking rules and regulations in the right-of-way.	4,288,173
Seattle Department of Transportation	00100 - General Fund	00100	BC-TR-19001	00100-BC-TR-19001	Major Maintenance/Replacement	The purpose of the Major Maintenance/Replacement Budget Summary Level is to provide maintenance and replacement of roads, trails, bike paths, bridges and structures.	-
Seattle Department of Transportation	10398 - Move Seattle Levy Fund	10398	BC-TR-19001	10398-BC-TR-19001	Major Maintenance/Replacement	The purpose of the Major Maintenance/Replacement Budget Summary Level is to provide maintenance and replacement of roads, trails, bike paths, bridges and structures.	-
Seattle Department of Transportation	13000 - Transportation Fund	13000	BC-TR-19001	13000-BC-TR-19001	Major Maintenance/Replacement	The purpose of the Major Maintenance/Replacement Budget Summary Level is to provide maintenance and replacement of roads, trails, bike paths, bridges and structures.	28,035,747
Seattle Department of Transportation	18500 - School Safety Traffic and Pedestrian Improvement Fund	18500	BC-TR-19001	18500-BC-TR-19001	Major Maintenance/Replacement	The purpose of the Major Maintenance/Replacement Budget Summary Level is to provide maintenance and replacement of roads, trails, bike paths, bridges and structures.	-
Seattle Department of Transportation	19900 - Transportation Benefit District Fund	19900	BC-TR-19001	19900-BC-TR-19001	Major Maintenance/Replacement	The purpose of the Major Maintenance/Replacement Budget Summary Level is to provide maintenance and replacement of roads, trails, bike paths, bridges and structures.	5,720,000
Seattle Department of Transportation	30010 - REET I Capital Fund	30010	BC-TR-19001	30010-BC-TR-19001	Major Maintenance/Replacement	The purpose of the Major Maintenance/Replacement Budget Summary Level is to provide maintenance and replacement of roads, trails, bike paths, bridges and structures.	-
Seattle Department of Transportation	30020 - REET II Capital Fund	30020	BC-TR-19001	30020-BC-TR-19001	Major Maintenance/Replacement	The purpose of the Major Maintenance/Replacement Budget Summary Level is to provide maintenance and replacement of roads, trails, bike paths, bridges and structures.	5,920,044
Seattle Department of Transportation	TBD - To Be Determined	TBD	BC-TR-19001	TBD-BC-TR-19001	Major Maintenance/Replacement	The purpose of the Major Maintenance/Replacement Budget Summary Level is to provide maintenance and replacement of roads, trails, bike paths, bridges and structures.	-
Seattle Department of Transportation	13000 - Transportation Fund	13000	BC-TR-19002	13000-BC-TR-19002	Major Projects	The purpose of the Major Projects Budget Summary Level is to design, manage and construct improvements to the transportation infrastructure for the benefit of the traveling public including freight, transit, other public agencies, pedestrians, bicyclists and motorists.	125,000
Seattle Department of Transportation	00100 - General Fund	00100	BO-TR-17003	00100-BO-TR-17003	Mobility Operations	The purpose of the Mobility-Operations Budget Summary Level is to promote the safe and efficient operation of all transportation modes in the city. This includes managing the parking, pedestrian, and bicycle infrastructure; implementing neighborhood plans; encouraging alternative modes of transportation; and maintaining and improving signals and the non-electrical transportation management infrastructure.	28,320,770

Department	Fund	Fund Code	BSL Code	BCL Code	BSL Name	BSL Description	2026 Endorsed Appropriations (\$)
Seattle Department of Transportation	10398 - Move Seattle Levy Fund	10398	BO-TR-17003	10398-BO-TR-17003	Mobility Operations	The purpose of the Mobility-Operations Budget Summary Level is to promote the safe and efficient operation of all transportation modes in the city. This includes managing the parking, pedestrian, and bicycle infrastructure; implementing neighborhood plans; encouraging alternative modes of transportation; and maintaining and improving signals and the non-electrical transportation management infrastructure.	-
Seattle Department of Transportation	13000 - Transportation Fund	13000	BO-TR-17003	13000-BO-TR-17003	Mobility Operations	The purpose of the Mobility-Operations Budget Summary Level is to promote the safe and efficient operation of all transportation modes in the city. This includes managing the parking, pedestrian, and bicycle infrastructure; implementing neighborhood plans; encouraging alternative modes of transportation; and maintaining and improving signals and the non-electrical transportation management infrastructure.	26,754,160
Seattle Department of Transportation	14500 - Payroll Expense Tax	14500	BO-TR-17003	14500-BO-TR-17003	Mobility Operations	The purpose of the Mobility-Operations Budget Summary Level is to promote the safe and efficient operation of all transportation modes in the city. This includes managing the parking, pedestrian, and bicycle infrastructure; implementing neighborhood plans; encouraging alternative modes of transportation; and maintaining and improving signals and the non-electrical transportation management infrastructure.	-
Seattle Department of Transportation	18500 - School Safety Traffic and Pedestrian Improvement Fund	18500	BO-TR-17003	18500-BO-TR-17003	Mobility Operations	The purpose of the Mobility-Operations Budget Summary Level is to promote the safe and efficient operation of all transportation modes in the city. This includes managing the parking, pedestrian, and bicycle infrastructure; implementing neighborhood plans; encouraging alternative modes of transportation; and maintaining and improving signals and the non-electrical transportation management infrastructure.	651,981
Seattle Department of Transportation	19900 - Transportation Benefit District Fund	19900	BO-TR-17003	19900-BO-TR-17003	Mobility Operations	The purpose of the Mobility-Operations Budget Summary Level is to promote the safe and efficient operation of all transportation modes in the city. This includes managing the parking, pedestrian, and bicycle infrastructure; implementing neighborhood plans; encouraging alternative modes of transportation; and maintaining and improving signals and the non-electrical transportation management infrastructure.	52,333,149
Seattle Department of Transportation	00100 - General Fund	00100	BC-TR-19003	00100-BC-TR-19003	Mobility-Capital	The purpose of the Mobility-Capital Budget Summary Level is to help maximize the movement of traffic throughout the city by enhancing all modes of transportation including corridor and intersection improvements, transit and HOV improvements, and sidewalk and pedestrian facilities.	-
Seattle Department of Transportation	10398 - Move Seattle Levy Fund	10398	BC-TR-19003	10398-BC-TR-19003	Mobility-Capital	The purpose of the Mobility-Capital Budget Summary Level is to help maximize the movement of traffic throughout the city by enhancing all modes of transportation including corridor and intersection improvements, transit and HOV improvements, and sidewalk and pedestrian facilities.	5,590,000

Department	Fund	Fund Code	BSL Code	BCL Code	BSL Name	BSL Description	2026 Endorsed Appropriations (\$)
Seattle Department of Transportation	13000 - Transportation Fund	13000	BC-TR-19003	13000-BC-TR-19003	Mobility-Capital	The purpose of the Mobility-Capital Budget Summary Level is to help maximize the movement of traffic throughout the city by enhancing all modes of transportation including corridor and intersection improvements, transit and HOV improvements, and sidewalk and pedestrian facilities.	69,567,221
Seattle Department of Transportation	14500 - Payroll Expense Tax	14500	BC-TR-19003	14500-BC-TR-19003	Mobility-Capital	The purpose of the Mobility-Capital Budget Summary Level is to help maximize the movement of traffic throughout the city by enhancing all modes of transportation including corridor and intersection improvements, transit and HOV improvements, and sidewalk and pedestrian facilities.	-
Seattle Department of Transportation	18500 - School Safety Traffic and Pedestrian Improvement Fund	18500	BC-TR-19003	18500-BC-TR-19003	Mobility-Capital	The purpose of the Mobility-Capital Budget Summary Level is to help maximize the movement of traffic throughout the city by enhancing all modes of transportation including corridor and intersection improvements, transit and HOV improvements, and sidewalk and pedestrian facilities.	9,421,842
Seattle Department of Transportation	19900 - Transportation Benefit District Fund	19900	BC-TR-19003	19900-BC-TR-19003	Mobility-Capital	The purpose of the Mobility-Capital Budget Summary Level is to help maximize the movement of traffic throughout the city by enhancing all modes of transportation including corridor and intersection improvements, transit and HOV improvements, and sidewalk and pedestrian facilities.	16,437,319
Seattle Department of Transportation	30010 - REET I Capital Fund	30010	BC-TR-19003	30010-BC-TR-19003	Mobility-Capital	The purpose of the Mobility-Capital Budget Summary Level is to help maximize the movement of traffic throughout the city by enhancing all modes of transportation including corridor and intersection improvements, transit and HOV improvements, and sidewalk and pedestrian facilities.	1,468,000
Seattle Department of Transportation	30020 - REET II Capital Fund	30020	BC-TR-19003	30020-BC-TR-19003	Mobility-Capital	The purpose of the Mobility-Capital Budget Summary Level is to help maximize the movement of traffic throughout the city by enhancing all modes of transportation including corridor and intersection improvements, transit and HOV improvements, and sidewalk and pedestrian facilities.	4,435,236
Seattle Department of Transportation	TBD - To Be Determined	TBD	BC-TR-19003	TBD-BC-TR-19003	Mobility-Capital	The purpose of the Mobility-Capital Budget Summary Level is to help maximize the movement of traffic throughout the city by enhancing all modes of transportation including corridor and intersection improvements, transit and HOV improvements, and sidewalk and pedestrian facilities.	-
Seattle Department of Transportation	13000 - Transportation Fund	13000	BO-TR-17004	13000-BO-TR-17004	ROW Management	The purpose of the (Right-of-Way) ROW Management Budget Summary Level is to review projects throughout the city for code compliance for uses of the right-of-way and to provide plan review, utility permit and street use permit issuance, and utility inspection and mapping services.	55,738,402
Seattle Department of Transportation	14500 - Payroll Expense Tax	14500	BO-TR-17004	14500-BO-TR-17004	ROW Management	The purpose of the (Right-of-Way) ROW Management Budget Summary Level is to review projects throughout the city for code compliance for uses of the right-of-way and to provide plan review, utility permit and street use permit issuance, and utility inspection and mapping services.	-
Seattle Department of Transportation	10800 - Seattle Streetcar Operations	10800	BO-TR-12001	10800-BO-TR-12001	South Lake Union Streetcar Operations	The purpose of the South Lake Union Streetcar Operations Budget Summary Level is to operate and maintain the South Lake Union Seattle Streetcar.	4,539,220

Department	Fund	Fund Code	BSL Code	BCL Code	BSL Name	BSL Description	2026 Endorsed Appropriations (\$)
Seattle Department of Transportation	13000 - Transportation Fund	13000	BO-TR-16000	13000-BO-TR-16000	Waterfront and Civic Projects	The purpose of the Waterfront and Civic Projects Summary Level is to pay for expenses related to reimbursable design and construction services provided by the Central Waterfront program for other City departments and external partners. Additionally, the BSL provides planning and leadership support for other Civic Projects.	(0)
Seattle Department of Transportation	14500 - Payroll Expense Tax	14500	BO-TR-16000	14500-BO-TR-16000	Waterfront and Civic Projects	The purpose of the Waterfront and Civic Projects Summary Level is to pay for expenses related to reimbursable design and construction services provided by the Central Waterfront program for other City departments and external partners. Additionally, the BSL provides planning and leadership support for other Civic Projects.	-
Seattle Fire Department	00100 - General Fund	00100	BO-FD-F5000	00100-BO-FD-F5000	Fire Prevention	The purpose of the Fire Prevention Budget Summary Level is to provide Fire Code enforcement to help prevent injury and loss from fire and other hazards.	15,355,847
Seattle Fire Department	00100 - General Fund	00100	BO-FD-F1000	00100-BO-FD-F1000	Leadership and Administration	The purpose of the Leadership and Administration Budget Summary Level is to provide strategy and policy, public outreach and education, information and personnel management, recruitment and training of uniformed staff; allocate and manage available resources; and provide logistical support needed to achieve the Department's mission.	54,269,025
Seattle Fire Department	00100 - General Fund	00100	BO-FD-F3000	00100-BO-FD-F3000	Operations	The purpose of the Operations Budget Summary Level is to provide emergency and disaster response capabilities for fire suppression, emergency medical needs, hazardous materials, weapons of mass destruction, and search and rescue. In addition, reduce injuries by identifying and changing practices that place firefighters at greater risk and provide communication services.	271,121,400
Seattle Information Technology Department	14500 - Payroll Expense Tax	14500	BO-IT-D0600	14500-BO-IT-D0600	Applications	The Applications Services Budget Summary Level designs, develops, and supports application solutions for both individual business and enterprise platform needs. In addition, it advances several IT functions, practices, and services such as vendor management, enterprise architecture, automation, quality assurance and analytics.	1,124,176
Seattle Information Technology Department	50410 - Information Technology Fund	50410	BO-IT-D0600	50410-BO-IT-D0600	Applications	The Applications Services Budget Summary Level designs, develops, and supports application solutions for both individual business and enterprise platform needs. In addition, it advances several IT functions, practices, and services such as vendor management, enterprise architecture, automation, quality assurance and analytics.	97,862,536
Seattle Information Technology Department	10101 - Cable TV Franchise Fund	10101	BO-IT-D0200	10101-BO-IT-D0200	Cable Franchise	The purpose of the Cable Fee Support to Information Technology Fund Budget Control Level is to authorize the transfer of resources from the Cable Television Franchise Fund to the Seattle Information Technology Department's Information Technology Fund. These resources are used by the department for a variety of programs consistent with Resolution 30379.	5,825,238
Seattle Information Technology Department	50410 - Information Technology Fund	50410	BC-IT-C0700	50410-BC-IT-C0700	Capital Improvement Projects	The Capital Improvement Projects Budget Summary Level provides support for citywide or department-specific IT projects and initiatives within Seattle IT's Capital Improvement Program (CIP).	17,739,366

Department	Fund	Fund Code	BSL Code	BCL Code	BSL Name	BSL Description	2026 Endorsed Appropriations (\$)
Seattle Information Technology Department	50410 - Information Technology Fund	50410	BO-IT-D0800	50410-BO-IT-D0800	Client Solutions	The Client Solutions Budget Summary Level provides account management and support for Seattle IT customers, which includes services that build and mature relationships, support and facilitate strategic planning, guide technology learning and decisions through customer innovation labs, establish standards for Project Management and Business Analysis services for all IT projects, facilitate IT project intake analysis, and support consistent communication and customer service practices across all customer-facing divisions.	7,626,818
Seattle Information Technology Department	50410 - Information Technology Fund	50410	BO-IT-D0500	50410-BO-IT-D0500	Digital Security & Risk	The Digital Security and Risk Budget Summary Level provides security and risk mitigation services for the City's computing environments, and develops, applies, and monitors compliance with technology policies and procedures. This Budget Summary Level also includes the department's Emergency Management team.	8,501,054
Seattle Information Technology Department	50410 - Information Technology Fund	50410	BO-IT-D0400	50410-BO-IT-D0400	Frontline Services and Workplace	The Frontline Services and Workplace Budget Summary Level develops, maintains, and manages all client support services, including incident resolution, end-user equipment and software deployment, device maintenance, operating system configuration and management, digital tools that enable everyday work, public-facing communications software development, and support. This Budget Summary Level also includes the Seattle Channel as the public-facing entity of the department and the Broadband and Community Technology programs.	51,306,064
Seattle Information Technology Department	50410 - Information Technology Fund	50410	BO-IT-D0100	50410-BO-IT-D0100	Leadership and Administration	The Leadership and Administration Budget Summary Level provides executive, community, financial, human resource, and business support to Seattle IT.	28,794,291
Seattle Information Technology Department	50410 - Information Technology Fund	50410	BO-IT-D0300	50410-BO-IT-D0300	Technology Infrastructure	The Technology Infrastructure Budget Summary Level develops, maintains, and manages core IT services including communications and data networks, data center and cloud computing infrastructure, and database systems.	70,320,311
Seattle Municipal Court	00100 - General Fund	00100	BO-MC-3000	00100-BO-MC-3000	Administration	The purpose of the Administration Budget Summary Level is to provide administrative controls, develop and provide strategic direction, and provide policy and program development.	23,533,505
Seattle Municipal Court	18500 - School Safety Traffic and Pedestrian Improvement Fund	18500	BO-MC-3000	18500-BO-MC-3000	Administration	The purpose of the Administration Budget Summary Level is to provide administrative controls, develop and provide strategic direction, and provide policy and program development.	30,000
Seattle Municipal Court	00100 - General Fund	00100	BO-MC-2000	00100-BO-MC-2000	Court Operations	The purpose of the Court Operations Budget Summary Level is to hold hearings and address legal requirements for defendants and others, help defendants understand the Court's expectations, and assist them in successfully complying with court orders. Some proceedings are held in formal courtrooms and others in magistrate offices, with the goal of providing timely resolution of alleged violations of City ordinances and misdemeanor crimes committed within the Seattle city limits.	24,552,105

Department	Fund	Fund Code	BSL Code	BCL Code	BSL Name	BSL Description	2026 Endorsed Appropriations (\$)
Seattle Municipal Court	18500 - School Safety Traffic and Pedestrian Improvement Fund	18500	BO-MC-2000	18500-BO-MC-2000	Court Operations	The purpose of the Court Operations Budget Summary Level is to hold hearings and address legal requirements for defendants and others, help defendants understand the Court's expectations, and assist them in successfully complying with court orders. Some proceedings are held in formal courtrooms and others in magistrate offices, with the goal of providing timely resolution of alleged violations of City ordinances and misdemeanor crimes committed within the Seattle city limits.	366,602
Seattle Parks and Recreation	10200 - Park And Recreation Fund	10200	BC-PR-20000	10200-BC-PR-20000	Building For The Future	The purpose of the Building for the Future Budget Summary Level is to develop new parks and facilities, to acquire new park land, and to improve existing parks and facilities.	1,800,000
Seattle Parks and Recreation	19710 - Seattle Park District Fund	19710	BC-PR-20000	19710-BC-PR-20000	Building For The Future	The purpose of the Building for the Future Budget Summary Level is to develop new parks and facilities, to acquire new park land, and to improve existing parks and facilities.	5,229,575
Seattle Parks and Recreation	30020 - REET II Capital Fund	30020	BC-PR-20000	30020-BC-PR-20000	Building For The Future	The purpose of the Building for the Future Budget Summary Level is to develop new parks and facilities, to acquire new park land, and to improve existing parks and facilities.	-
Seattle Parks and Recreation	10200 - Park And Recreation Fund	10200	BC-PR-30000	10200-BC-PR-30000	Debt and Special Funding	The purpose of the Debt and Special Funding Budget Summary Level is to meet debt service obligations on funds borrowed to meet the Department of Parks and Recreation's capital expenditure requirements and to accomplish unique projects with special funding sources.	-
Seattle Parks and Recreation	19710 - Seattle Park District Fund	19710	BC-PR-30000	19710-BC-PR-30000	Debt and Special Funding	The purpose of the Debt and Special Funding Budget Summary Level is to meet debt service obligations on funds borrowed to meet the Department of Parks and Recreation's capital expenditure requirements and to accomplish unique projects with special funding sources.	6,734,871
Seattle Parks and Recreation	30010 - REET I Capital Fund	30010	BC-PR-30000	30010-BC-PR-30000	Debt and Special Funding	The purpose of the Debt and Special Funding Budget Summary Level is to meet debt service obligations on funds borrowed to meet the Department of Parks and Recreation's capital expenditure requirements and to accomplish unique projects with special funding sources.	3,047,834
Seattle Parks and Recreation	30020 - REET II Capital Fund	30020	BC-PR-30000	30020-BC-PR-30000	Debt and Special Funding	The purpose of the Debt and Special Funding Budget Summary Level is to meet debt service obligations on funds borrowed to meet the Department of Parks and Recreation's capital expenditure requirements and to accomplish unique projects with special funding sources.	330,000
Seattle Parks and Recreation	36000 - King County Parks Levy Fund	36000	BC-PR-30000	36000-BC-PR-30000	Debt and Special Funding	The purpose of the Debt and Special Funding Budget Summary Level is to meet debt service obligations on funds borrowed to meet the Department of Parks and Recreation's capital expenditure requirements and to accomplish unique projects with special funding sources.	-
Seattle Parks and Recreation	00100 - General Fund	00100	BO-PR-30000	00100-BO-PR-30000	Departmentwide Programs	The purpose of the Department-Wide Services Budget Summary Level is to provide management and operations of services that span across multiple lines of business within Seattle Parks and Recreation such as partner relationship management, emergency operations, security services, , athletic and event scheduling, and the Seattle Conservation Corps.	5,555,618

Department	Fund	Fund Code	BSL Code	BCL Code	BSL Name	BSL Description	2026 Endorsed Appropriations (\$)
Seattle Parks and Recreation	10200 - Park And Recreation Fund	10200	BO-PR-30000	10200-BO-PR-30000	Departmentwide Programs	The purpose of the Department-Wide Services Budget Summary Level is to provide management and operations of services that span across multiple lines of business within Seattle Parks and Recreation such as partner relationship management, emergency operations, security services, , athletic and event scheduling, and the Seattle Conservation Corps.	10,428,347
Seattle Parks and Recreation	12400 - Arts and Culture Fund	12400	BO-PR-30000	12400-BO-PR-30000	Departmentwide Programs	The purpose of the Department-Wide Services Budget Summary Level is to provide management and operations of services that span across multiple lines of business within Seattle Parks and Recreation such as partner relationship management, emergency operations, security services, , athletic and event scheduling, and the Seattle Conservation Corps.	-
Seattle Parks and Recreation	14500 - Payroll Expense Tax	14500	BO-PR-30000	14500-BO-PR-30000	Departmentwide Programs	The purpose of the Department-Wide Services Budget Summary Level is to provide management and operations of services that span across multiple lines of business within Seattle Parks and Recreation such as partner relationship management, emergency operations, security services, , athletic and event scheduling, and the Seattle Conservation Corps.	186,000
Seattle Parks and Recreation	19710 - Seattle Park District Fund	19710	BO-PR-30000	19710-BO-PR-30000	Departmentwide Programs	The purpose of the Department-Wide Services Budget Summary Level is to provide management and operations of services that span across multiple lines of business within Seattle Parks and Recreation such as partner relationship management, emergency operations, security services, , athletic and event scheduling, and the Seattle Conservation Corps.	7,037,717
Seattle Parks and Recreation	36000 - King County Parks Levy Fund	36000	BO-PR-30000	36000-BO-PR-30000	Departmentwide Programs	The purpose of the Department-Wide Services Budget Summary Level is to provide management and operations of services that span across multiple lines of business within Seattle Parks and Recreation such as partner relationship management, emergency operations, security services, , athletic and event scheduling, and the Seattle Conservation Corps.	30,000
Seattle Parks and Recreation	00164 - Unrestricted Cumulative Reserve Fund	00164	BC-PR-40000	00164-BC-PR-40000	Fix It First	The purpose of the Fix It First Budget Summary Level is to provide for major maintenance, rehabilitation, and preservation of parks, forests, facilities, and related infrastructure.	35,000
Seattle Parks and Recreation	10200 - Park And Recreation Fund	10200	BC-PR-40000	10200-BC-PR-40000	Fix It First	The purpose of the Fix It First Budget Summary Level is to provide for major maintenance, rehabilitation, and preservation of parks, forests, facilities, and related infrastructure.	1,099,000
Seattle Parks and Recreation	14500 - Payroll Expense Tax	14500	BC-PR-40000	14500-BC-PR-40000	Fix It First	The purpose of the Fix It First Budget Summary Level is to provide for major maintenance, rehabilitation, and preservation of parks, forests, facilities, and related infrastructure.	-
Seattle Parks and Recreation	19710 - Seattle Park District Fund	19710	BC-PR-40000	19710-BC-PR-40000	Fix It First	The purpose of the Fix It First Budget Summary Level is to provide for major maintenance, rehabilitation, and preservation of parks, forests, facilities, and related infrastructure.	31,066,464
Seattle Parks and Recreation	20110 - General Bond Interest and Redemption Fund	20110	BC-PR-40000	20110-BC-PR-40000	Fix It First	The purpose of the Fix It First Budget Summary Level is to provide for major maintenance, rehabilitation, and preservation of parks, forests, facilities, and related infrastructure.	-

Department	Fund	Fund Code	BSL Code	BCL Code	BSL Name	BSL Description	2026 Endorsed Appropriations (\$)
Seattle Parks and Recreation	30010 - REET I Capital Fund	30010	BC-PR-40000	30010-BC-PR-40000	Fix It First	The purpose of the Fix It First Budget Summary Level is to provide for major maintenance, rehabilitation, and preservation of parks, forests, facilities, and related infrastructure.	8,881,857
Seattle Parks and Recreation	30020 - REET II Capital Fund	30020	BC-PR-40000	30020-BC-PR-40000	Fix It First	The purpose of the Fix It First Budget Summary Level is to provide for major maintenance, rehabilitation, and preservation of parks, forests, facilities, and related infrastructure.	25,879,809
Seattle Parks and Recreation	36000 - King County Parks Levy Fund	36000	BC-PR-40000	36000-BC-PR-40000	Fix It First	The purpose of the Fix It First Budget Summary Level is to provide for major maintenance, rehabilitation, and preservation of parks, forests, facilities, and related infrastructure.	1,000,000
Seattle Parks and Recreation	37400 - 2026 Multipurpose LTGO Bond Fund	37400	BC-PR-40000	37400-BC-PR-40000	Fix It First	The purpose of the Fix It First Budget Summary Level is to provide for major maintenance, rehabilitation, and preservation of parks, forests, facilities, and related infrastructure.	151,450,000
Seattle Parks and Recreation	37500 - 2027 Multipurpose LTGO Bond Fund	37500	BC-PR-40000	37500-BC-PR-40000	Fix It First	The purpose of the Fix It First Budget Summary Level is to provide for major maintenance, rehabilitation, and preservation of parks, forests, facilities, and related infrastructure.	-
Seattle Parks and Recreation	00100 - General Fund	00100	BO-PR-60000	00100-BO-PR-60000	Golf Programs	The purpose of the Golf Budget Summary Level is to manage the City's four golf courses at Jackson, Jefferson, West Seattle, and Interbay to provide public golf courses and related programs.	-
Seattle Parks and Recreation	10200 - Park And Recreation Fund	10200	BO-PR-60000	10200-BO-PR-60000	Golf Programs	The purpose of the Golf Budget Summary Level is to manage the City's four golf courses at Jackson, Jefferson, West Seattle, and Interbay to provide public golf courses and related programs.	18,485,032
Seattle Parks and Recreation	00100 - General Fund	00100	BO-PR-20000	00100-BO-PR-20000	Leadership and Administration	The purpose of the Leadership and Administration Budget Summary Level is to provide executive, community, financial, human resource, technology, and business support to the department.	46,941,679
Seattle Parks and Recreation	00155 - Sweetened Beverage Tax Fund	00155	BO-PR-20000	00155-BO-PR-20000	Leadership and Administration	The purpose of the Leadership and Administration Budget Summary Level is to provide executive, community, financial, human resource, technology, and business support to the department.	-
Seattle Parks and Recreation	10200 - Park And Recreation Fund	10200	BO-PR-20000	10200-BO-PR-20000	Leadership and Administration	The purpose of the Leadership and Administration Budget Summary Level is to provide executive, community, financial, human resource, technology, and business support to the department.	1,122,727
Seattle Parks and Recreation	14500 - Payroll Expense Tax	14500	BO-PR-20000	14500-BO-PR-20000	Leadership and Administration	The purpose of the Leadership and Administration Budget Summary Level is to provide executive, community, financial, human resource, technology, and business support to the department.	600,000
Seattle Parks and Recreation	19710 - Seattle Park District Fund	19710	BO-PR-20000	19710-BO-PR-20000	Leadership and Administration	The purpose of the Leadership and Administration Budget Summary Level is to provide executive, community, financial, human resource, technology, and business support to the department.	5,918,295
Seattle Parks and Recreation	19710 - Seattle Park District Fund	19710	BC-PR-50000	19710-BC-PR-50000	Maintaining Parks and Facilities	The purpose of the Maintaining Parks and Facilities Budget Summary Level is to improve existing P-Patches and dog off-leash areas as set forth in the first six-year planning cycle of the Seattle Park District.	1,845,706
Seattle Parks and Recreation	00100 - General Fund	00100	BO-PR-10000	00100-BO-PR-10000	Parks and Facilities Maintenance and Repairs	The purpose of the Parks and Facilities Maintenance and Repairs Budget Summary Level is to repair and maintain parks, park buildings, and park infrastructure.	61,925,739

Department	Fund	Fund Code	BSL Code	BCL Code	BSL Name	BSL Description	2026 Endorsed Appropriations (\$)
Seattle Parks and Recreation	10200 - Park And Recreation Fund	10200	BO-PR-10000	10200-BO-PR-10000	Parks and Facilities Maintenance and Repairs	The purpose of the Parks and Facilities Maintenance and Repairs Budget Summary Level is to repair and maintain parks, park buildings, and park infrastructure.	4,915,529
Seattle Parks and Recreation	19710 - Seattle Park District Fund	19710	BO-PR-10000	19710-BO-PR-10000	Parks and Facilities Maintenance and Repairs	The purpose of the Parks and Facilities Maintenance and Repairs Budget Summary Level is to repair and maintain parks, park buildings, and park infrastructure.	39,764,332
Seattle Parks and Recreation	36000 - King County Parks Levy Fund	36000	BO-PR-10000	36000-BO-PR-10000	Parks and Facilities Maintenance and Repairs	The purpose of the Parks and Facilities Maintenance and Repairs Budget Summary Level is to repair and maintain parks, park buildings, and park infrastructure.	1,035,673
Seattle Parks and Recreation	00100 - General Fund	00100	BO-PR-50000	00100-BO-PR-50000	Recreation Facility Programs	The purpose of the Recreation Facility Programs Budget Summary Level is to provide active and passive recreation services to Seattle residents through the direct management, maintenance, and operation of programs and facilities and by leveraging partnerships.	17,178,307
Seattle Parks and Recreation	00155 - Sweetened Beverage Tax Fund	00155	BO-PR-50000	00155-BO-PR-50000	Recreation Facility Programs	The purpose of the Recreation Facility Programs Budget Summary Level is to provide active and passive recreation services to Seattle residents through the direct management, maintenance, and operation of programs and facilities and by leveraging partnerships.	359,862
Seattle Parks and Recreation	10200 - Park And Recreation Fund	10200	BO-PR-50000	10200-BO-PR-50000	Recreation Facility Programs	The purpose of the Recreation Facility Programs Budget Summary Level is to provide active and passive recreation services to Seattle residents through the direct management, maintenance, and operation of programs and facilities and by leveraging partnerships.	15,219,441
Seattle Parks and Recreation	12400 - Arts and Culture Fund	12400	BO-PR-50000	12400-BO-PR-50000	Recreation Facility Programs	The purpose of the Recreation Facility Programs Budget Summary Level is to provide active and passive recreation services to Seattle residents through the direct management, maintenance, and operation of programs and facilities and by leveraging partnerships.	-
Seattle Parks and Recreation	19710 - Seattle Park District Fund	19710	BO-PR-50000	19710-BO-PR-50000	Recreation Facility Programs	The purpose of the Recreation Facility Programs Budget Summary Level is to provide active and passive recreation services to Seattle residents through the direct management, maintenance, and operation of programs and facilities and by leveraging partnerships.	22,287,322
Seattle Parks and Recreation	36000 - King County Parks Levy Fund	36000	BO-PR-50000	36000-BO-PR-50000	Recreation Facility Programs	The purpose of the Recreation Facility Programs Budget Summary Level is to provide active and passive recreation services to Seattle residents through the direct management, maintenance, and operation of programs and facilities and by leveraging partnerships.	784,784
Seattle Parks and Recreation	33130 - Park Mitigation & Remediation	33130	BC-PR-60000	33130-BC-PR-60000	SR520 Mitigation	The purpose of the SR520 Mitigation BSL is to account for projects resulting from SR520 construction impacts.	-
Seattle Parks and Recreation	00100 - General Fund	00100	BO-PR-80000	00100-BO-PR-80000	Zoo and Aquarium Programs	The purpose of the Zoo and Aquarium Budget Summary Level is to support contracted non-profit partners ability to provide services to the community through operations of the Woodland Park Zoo and the Seattle Aquarium.	3,723,377

Department	Fund	Fund Code	BSL Code	BCL Code	BSL Name	BSL Description	2026 Endorsed Appropriations (\$)
Seattle Parks and Recreation	10200 - Park And Recreation Fund	10200	BO-PR-80000	10200-BO-PR-80000	Zoo and Aquarium Programs	The purpose of the Zoo and Aquarium Budget Summary Level is to support contracted non-profit partners ability to provide services to the community through operations of the Woodland Park Zoo and the Seattle Aquarium.	203,651
Seattle Parks and Recreation	19710 - Seattle Park District Fund	19710	BO-PR-80000	19710-BO-PR-80000	Zoo and Aquarium Programs	The purpose of the Zoo and Aquarium Budget Summary Level is to support contracted non-profit partners ability to provide services to the community through operations of the Woodland Park Zoo and the Seattle Aquarium.	5,474,587
Seattle Police Department	00100 - General Fund	00100	BO-SP-P1000	00100-BO-SP-P1000	Chief of Police	The purpose of the Chief of Police Budget Summary Level is to lead and direct department employees and to provide policy guidance and oversee relationships with the community, with the goal that the department provides the City with professional, dependable, and respectful public safety services.	18,955,087
Seattle Police Department	00100 - General Fund	00100	BO-SP-P4000	00100-BO-SP-P4000	Collaborative Policing	The purpose of the Collaborative Policing Budget Summary Level is to centralize the department's efforts to collaborate and partner with the community on public safety issues. The BSL is a combination of the department's community engagement and outreach elements including the new Community Service Officers (CSO) program, Navigation Team, and Crisis Intervention Response Team.	15,559,986
Seattle Police Department	00100 - General Fund	00100	BO-SP-P2000	00100-BO-SP-P2000	Compliance and Professional Standards Bureau	The purpose of the Compliance and Professional Standards Bureau Budget Summary Level is to investigate and review use of force issues. It includes the Department's Force Investigation Team and Use of Force Review Board as well as Compliance and Professional Standards Administration.	6,136,054
Seattle Police Department	00100 - General Fund	00100	BO-SP-P7000	00100-BO-SP-P7000	Criminal Investigations	The purpose of the Criminal Investigations Budget Summary Level is to investigate potential criminal activity.	53,707,938
Seattle Police Department	00100 - General Fund	00100	BO-SP-P6600	00100-BO-SP-P6600	East Precinct	The purpose of the East Precinct Budget Summary Level is to provide the full range of public safety and order maintenance services to residents of, and visitors to, the East Precinct, to promote safety in their homes, schools, businesses, and the community at large.	22,091,070
Seattle Police Department	00100 - General Fund	00100	BO-SP-P1600	00100-BO-SP-P1600	Leadership and Administration	The purpose of the Leadership and Administration Budget Summary Level is to provide executive, community, financial, human resource, technology, and business support to the Seattle Police Department. It includes the Finance and Planning unit; Grants and Contracts unit; Fleet and Facilities Management; and the Administrative Services, Information Technology, and Human Resources programs. The Audit, Policy and Research Program and Education and Training Program are also included in this Budget Summary Level.	107,609,486
Seattle Police Department	00100 - General Fund	00100	BO-SP-P6200	00100-BO-SP-P6200	North Precinct	The purpose of the North Precinct Patrol Budget Summary Level is to provide the full range of public safety and order maintenance services to residents of, and visitors to, the North Precinct, to promote safety in their homes, schools, businesses, and the community at large.	32,831,989
Seattle Police Department	00100 - General Fund	00100	BO-SP-P1300	00100-BO-SP-P1300	Office of Police Accountability	The purpose of the Office of Police Accountability Budget Summary Level is to investigate and process complaints involving officers in the Seattle Police Department.	6,896,206
Seattle Police Department	00100 - General Fund	00100	BO-SP-P1800	00100-BO-SP-P1800	Patrol Operations	The purpose of the Patrol Operations Budget Summary Level is to provide public safety and order maintenance.	25,533,214

Department	Fund	Fund Code	BSL Code	BCL Code	BSL Name	BSL Description	2026 Endorsed Appropriations (\$)
Seattle Police Department	18500 - School Safety Traffic and Pedestrian Improvement Fund	18500	BO-SP-P9000	18500-BO-SP-P9000	School Zone Camera Program	The purpose of the School Zone Camera Program Budget Summary Level is to support operations and administration for the School Zone Camera program	4,556,215
Seattle Police Department	00100 - General Fund	00100	BO-SP-P6500	00100-BO-SP-P6500	South Precinct	The purpose of the South Precinct Patrol Budget Summary Level is to provide the full range of public safety and order maintenance services with the goal of keeping residents of, and visitors to, the South Precinct, safe in their homes, schools, businesses, and the community at large.	22,365,288
Seattle Police Department	00100 - General Fund	00100	BO-SP-P6700	00100-BO-SP-P6700	Southwest Precinct	The purpose of the Southwest Precinct Patrol Budget Summary Level is to provide the full range of public safety and order maintenance services to residents of, and visitors to, the Southwest Precinct, to promote safety in their homes, schools, businesses, and the community at large.	16,611,733
Seattle Police Department	00100 - General Fund	00100	BO-SP-P3400	00100-BO-SP-P3400	Special Operations	The purpose of the Special Operations Budget Summary Level is to deploy specialized response units in emergencies and disasters. The Bureau provides crowd control, special event, search, hostage, crisis, and marine-related support to monitor and protect critical infrastructure to protect lives and property, aid the work of uniformed officers and detectives, and promote the safety of the public.	73,637,484
Seattle Police Department	00100 - General Fund	00100	BO-SP-P8000	00100-BO-SP-P8000	Technical Services	The purpose of the Technical Services Budget Summary Level is to provide technical support to the Seattle Police Department, including items such as the Internet Telephone Reporting, Data Driven Policing, Forensic Support Services and Technology Integration Programs.	33,157,191
Seattle Police Department	00100 - General Fund	00100	BO-SP-P6100	00100-BO-SP-P6100	West Precinct	The purpose of the West Precinct Patrol Budget Summary Level is to provide the full range of public safety and order maintenance services to residents of, and visitors to, the West Precinct, to promote safety in their homes, schools, businesses, and the community at large.	25,919,528
Seattle Public Library	18200 - 2019 Library Levy Fund	18200	BC-SPL	18200-BC-SPL	Capital Improvements	The purpose of The Seattle Public Library Capital Improvements Budget Summary Level is to provide major maintenance to Library facilities, which include the Central Library and all branch libraries, to help ensure building integrity and improve functionality for patrons and staff.	6,982,000
Seattle Public Library	30010 - REET I Capital Fund	30010	BC-SPL	30010-BC-SPL	Capital Improvements	The purpose of The Seattle Public Library Capital Improvements Budget Summary Level is to provide major maintenance to Library facilities, which include the Central Library and all branch libraries, to help ensure building integrity and improve functionality for patrons and staff.	605,000
Seattle Public Library	10410 - Library Fund	10410	BO-SPL	10410-BO-SPL	The Seattle Public Library	The purpose of The Seattle Public Library Budget Summary Level is to provide resources and city budget authority to support Library programming, services, access to technology, and collections that reflect the needs and interest of the community.	72,605,584

Department	Fund	Fund Code	BSL Code	BCL Code	BSL Name	BSL Description	2026 Endorsed Appropriations (\$)
Seattle Public Library	18200 - 2019 Library Levy Fund	18200	BO-SPL	18200-BO-SPL	The Seattle Public Library	The purpose of The Seattle Public Library Budget Summary Level is to provide resources and city budget authority to support Library programming, services, access to technology, and collections that reflect the needs and interest of the community.	30,744,798
Seattle Public Utilities	44010 - Drainage and Wastewater Fund	44010	BC-SU-C360B	44010-BC-SU-C360B	Combined Sewer Overflows	The purpose of the Combined Sewer Overflow (CSO) Budget Summary Level, a Capital Improvement Program funded by drainage and wastewater revenues, is to plan and construct large infrastructure systems, smaller retrofits, and green infrastructure for CSO Summary.	92,151,870
Seattle Public Utilities	43000 - Water Fund	43000	BC-SU-C110B	43000-BC-SU-C110B	Distribution	The purpose of the Distribution Budget Summary Level, a Capital Improvement Program funded by water revenues, is to repair and upgrade the City's water lines, pump stations, and other facilities.	65,718,787
Seattle Public Utilities	44010 - Drainage and Wastewater Fund	44010	BC-SU-C380B	44010-BC-SU-C380B	Flooding, Sewer Backup & Landslide	The purpose of the Flooding, Sewer Back-up, and Landslides Budget Summary Level, a Capital Improvement Program funded by drainage and wastewater revenues, is to plan, design and construct systems aimed at preventing or alleviating flooding and sewer backups in the City of Seattle, protecting public health, safety, and property. This program also protects SPU drainage and wastewater infrastructure from landslides, and makes drainage improvements where surface water generated from City rights-of-way contributes to landslides.	20,757,436
Seattle Public Utilities	00100 - General Fund	00100	BO-SU-N000B	00100-BO-SU-N000B	General Expense	The purpose of the General Expense Budget Summary Level is to provide for the Utility's general expenses such as debt service, taxes and major contracts.	2,525,827
Seattle Public Utilities	43000 - Water Fund	43000	BO-SU-N000B	43000-BO-SU-N000B	General Expense	The purpose of the General Expense Budget Summary Level is to provide for the Utility's general expenses such as debt service, taxes and major contracts.	151,915,767
Seattle Public Utilities	44010 - Drainage and Wastewater Fund	44010	BO-SU-N000B	44010-BO-SU-N000B	General Expense	The purpose of the General Expense Budget Summary Level is to provide for the Utility's general expenses such as debt service, taxes and major contracts.	424,426,427
Seattle Public Utilities	45010 - Solid Waste Fund	45010	BO-SU-N000B	45010-BO-SU-N000B	General Expense	The purpose of the General Expense Budget Summary Level is to provide for the Utility's general expenses such as debt service, taxes and major contracts.	205,371,639
Seattle Public Utilities	43000 - Water Fund	43000	BC-SU-C160B	43000-BC-SU-C160B	Habitat Conservation Program	The purpose of the Habitat Conservation Budget Summary Level, a Capital Improvement Program funded by water revenues, is to manage projects directly related to the Cedar River Watershed Habitat Conservation Plan.	5,738,262
Seattle Public Utilities	43000 - Water Fund	43000	BO-SU-N100B	43000-BO-SU-N100B	Leadership and Administration	The purpose of the Leadership and Administration Budget Summary Level is to provide overall management and policy direction for Seattle Public Utilities and to provide core management and administrative services like finance, human resources, and facility management.	77,480,575
Seattle Public Utilities	44010 - Drainage and Wastewater Fund	44010	BO-SU-N100B	44010-BO-SU-N100B	Leadership and Administration	The purpose of the Leadership and Administration Budget Summary Level is to provide overall management and policy direction for Seattle Public Utilities and to provide core management and administrative services like finance, human resources, and facility management.	79,545,830

Department	Fund	Fund Code	BSL Code	BCL Code	BSL Name	BSL Description	2026 Endorsed Appropriations (\$)
Seattle Public Utilities	45010 - Solid Waste Fund	45010	BO-SU-N100B	45010-BO-SU-N100B	Leadership and Administration	The purpose of the Leadership and Administration Budget Summary Level is to provide overall management and policy direction for Seattle Public Utilities and to provide core management and administrative services like finance, human resources, and facility management.	21,165,308
Seattle Public Utilities	45010 - Solid Waste Fund	45010	BC-SU-C230B	45010-BC-SU-C230B	New Facilities	The purpose of the New Facilities Budget Summary Level, a Capital Improvement Program funded by solid waste revenues, is to design and construct new facilities to enhance solid waste operations.	16,138,520
Seattle Public Utilities	44010 - Drainage and Wastewater Fund	44010	BC-SU-C333B	44010-BC-SU-C333B	Protection of Beneficial Uses	The purpose of the Protection of Beneficial Uses Budget Summary Level, a Capital Improvement Program funded by drainage revenues, is to make improvements to the City's drainage system to reduce the harmful effects of storm water runoff on creeks and receiving waters by improving water quality and protecting or enhancing habitat.	58,904,106
Seattle Public Utilities	44010 - Drainage and Wastewater Fund	44010	BC-SU-C370B	44010-BC-SU-C370B	Rehabilitation	The purpose of the Rehabilitation Budget Summary Level, a Capital Improvement Program funded by drainage and wastewater revenues, is to rehabilitate or replace existing drainage and wastewater assets in kind, to maintain the current functionality of the system.	43,146,299
Seattle Public Utilities	45010 - Solid Waste Fund	45010	BC-SU-C240B	45010-BC-SU-C240B	Rehabilitation & Heavy Equipment	The purpose of the Rehabilitation and Heavy Equipment Budget Summary Level, a Capital Improvement Program funded by solid waste revenues, is to implement projects to repair and rehabilitate the City's solid waste transfer stations and improve management of the City's closed landfills and household hazardous waste sites.	807,000
Seattle Public Utilities	44010 - Drainage and Wastewater Fund	44010	BC-SU-C350B	44010-BC-SU-C350B	Sediments	The purpose of the Sediments Budget Summary Level, a Capital Improvement Program funded by drainage and wastewater revenues, is to restore and rehabilitate natural resources in or along Seattle's waterways.	13,177,974
Seattle Public Utilities	43000 - Water Fund	43000	BC-SU-C410B	43000-BC-SU-C410B	Shared Cost Projects	The purpose of the Shared Cost Projects Budget Summary Level, which is a Capital Improvement Program, is to implement the Water, Drainage and Wastewater, and Solid Waste Utility's share of capital improvement projects that receive funding from multiple SPU funds.	39,806,856
Seattle Public Utilities	44010 - Drainage and Wastewater Fund	44010	BC-SU-C410B	44010-BC-SU-C410B	Shared Cost Projects	The purpose of the Shared Cost Projects Budget Summary Level, which is a Capital Improvement Program, is to implement the Water, Drainage and Wastewater, and Solid Waste Utility's share of capital improvement projects that receive funding from multiple SPU funds.	34,506,705
Seattle Public Utilities	45010 - Solid Waste Fund	45010	BC-SU-C410B	45010-BC-SU-C410B	Shared Cost Projects	The purpose of the Shared Cost Projects Budget Summary Level, which is a Capital Improvement Program, is to implement the Water, Drainage and Wastewater, and Solid Waste Utility's share of capital improvement projects that receive funding from multiple SPU funds.	5,352,781
Seattle Public Utilities	43000 - Water Fund	43000	BC-SU-C510B	43000-BC-SU-C510B	Technology	The purpose of the Technology Budget Summary Level, a Capital Improvement Program, is to make use of technology to increase the Water, Drainage and Wastewater, and Solid Waste Utility's efficiency and productivity.	4,221,000
Seattle Public Utilities	44010 - Drainage and Wastewater Fund	44010	BC-SU-C510B	44010-BC-SU-C510B	Technology	The purpose of the Technology Budget Summary Level, a Capital Improvement Program, is to make use of technology to increase the Water, Drainage and Wastewater, and Solid Waste Utility's efficiency and productivity.	4,321,500

Department	Fund	Fund Code	BSL Code	BCL Code	BSL Name	BSL Description	2026 Endorsed Appropriations (\$)
Seattle Public Utilities	45010 - Solid Waste Fund	45010	BC-SU-C510B	45010-BC-SU-C510B	Technology	The purpose of the Technology Budget Summary Level, a Capital Improvement Program, is to make use of technology to increase the Water, Drainage and Wastewater, and Solid Waste Utility's efficiency and productivity.	1,507,500
Seattle Public Utilities	43000 - Water Fund	43000	BC-SU-C120B	43000-BC-SU-C120B	Transmission	The purpose of the Transmission Budget Summary Level, a Capital Improvement Program funded by water revenues, is to repair and upgrade the City's large transmission pipelines that bring untreated water to the treatment facilities, and convey water from the treatment facilities to Seattle and its suburban wholesale customers' distribution systems.	25,265,759
Seattle Public Utilities	00100 - General Fund	00100	BO-SU-N200B	00100-BO-SU-N200B	Utility Service and Operations	The purpose of the Utility Service and Operations Budget Summary Level is to fund the direct delivery of essential Customer Service programs and the operating expenses for Pre-Capital Planning & Development, Project Delivery, Drainage and Wastewater, Solid Waste, Water and General Fund programs.	25,163,956
Seattle Public Utilities	43000 - Water Fund	43000	BO-SU-N200B	43000-BO-SU-N200B	Utility Service and Operations	The purpose of the Utility Service and Operations Budget Summary Level is to fund the direct delivery of essential Customer Service programs and the operating expenses for Pre-Capital Planning & Development, Project Delivery, Drainage and Wastewater, Solid Waste, Water and General Fund programs.	91,709,238
Seattle Public Utilities	44010 - Drainage and Wastewater Fund	44010	BO-SU-N200B	44010-BO-SU-N200B	Utility Service and Operations	The purpose of the Utility Service and Operations Budget Summary Level is to fund the direct delivery of essential Customer Service programs and the operating expenses for Pre-Capital Planning & Development, Project Delivery, Drainage and Wastewater, Solid Waste, Water and General Fund programs.	91,315,199
Seattle Public Utilities	45010 - Solid Waste Fund	45010	BO-SU-N200B	45010-BO-SU-N200B	Utility Service and Operations	The purpose of the Utility Service and Operations Budget Summary Level is to fund the direct delivery of essential Customer Service programs and the operating expenses for Pre-Capital Planning & Development, Project Delivery, Drainage and Wastewater, Solid Waste, Water and General Fund programs.	47,900,261
Seattle Public Utilities	43000 - Water Fund	43000	BC-SU-C140B	43000-BC-SU-C140B	Water Quality & Treatment	The purpose of the Water Quality & Treatment Budget Summary Level, a Capital Improvement Program funded by water revenues, is to design, construct, and repair water treatment facilities and remaining open-water reservoirs.	10,237,252
Seattle Public Utilities	43000 - Water Fund	43000	BC-SU-C150B	43000-BC-SU-C150B	Water Resources	The purpose of the Water Resources Budget Summary Level, a Capital Improvement Program funded by water revenues, is to repair and upgrade water transmission pipelines and promote residential and commercial water conservation.	15,270,762
Seattle Public Utilities	43000 - Water Fund	43000	BC-SU-C130B	43000-BC-SU-C130B	Watershed Stewardship	The purpose of the Watershed Stewardship Budget Summary Level, a Capital Improvement Program funded by water revenues, is to implement projects associated with the natural land, forestry, and fishery resources within the Tolt, Cedar, and Lake Youngs watersheds.	4,956,409
Department of Education and Early Learning	17857 - 2011 Families and Education Levy	17857	BO-EE-IL100	17857-BO-EE-IL100	Early Learning	The purpose of the Early Learning Budget Summary Level is to help children enter school ready to succeed, provide preschool teachers with resources and training, and assist Seattle families with gaining access to early learning resources.	-

Department	Fund	Fund Code	BSL Code	BCL Code	BSL Name	BSL Description	2026 Endorsed Appropriations (\$)
Seattle Department of Transportation	10399 - Transportation Levy Fund	10399	BC-TR-19001	10399-BC-TR-19001	Major Maintenance/Replacement	The purpose of the Major Maintenance/Replacement Budget Summary Level is to provide maintenance and replacement of roads, trails, bike paths, bridges and structures.	61,225,401
Seattle Department of Transportation	10399 - Transportation Levy Fund	10399	BO-TR-17003	10399-BO-TR-17003	Mobility Operations	The purpose of the Mobility-Operations Budget Summary Level is to promote the safe and efficient operation of all transportation modes in the city. This includes managing the parking, pedestrian, and bicycle infrastructure; implementing neighborhood plans; encouraging alternative modes of transportation; and maintaining and improving signals and the non-electrical transportation management infrastructure.	22,655,156
Seattle Department of Transportation	10399 - Transportation Levy Fund	10399	BC-TR-19003	10399-BC-TR-19003	Mobility-Capital	The purpose of the Mobility-Capital Budget Summary Level is to help maximize the movement of traffic throughout the city by enhancing all modes of transportation including corridor and intersection improvements, transit and HOV improvements, and sidewalk and pedestrian facilities.	107,226,972
Seattle Department of Transportation	10399 - Transportation Levy Fund	10399	BO-TR-17005	10399-BO-TR-17005	Maintenance Operations	The purpose of the Maintenance Operations Budget Summary Level is to maintain the City's roadways and sidewalks; maintain, protect and expand the City's urban landscape in the street right-of-way through the maintenance and planting of new trees and landscaping to enhance the environment and aesthetics of the city; and manage and administer street parking rules and regulations in the right-of-way.	1,328,661
Executive (Office of Planning and Community Development)	00100 - General Fund	00100	BO-PC-X2P10	00100-BO-PC-X2P10	Design Commission	The purpose of the Design Commission Budget Summary Level is to give advice to the Mayor, City Council, and City Departments, concerning City-funded Capital Improvement Projects, projects that seek long-term use of the right-of-way, or major transportation projects.	35,000
Department of Finance and Administrative Services	30010 - REET I Capital Fund	30010	BC-FA-GARDENREM	30010-BC-FA-GARDENREM	Garden of Remembrance	The purpose of the Garden of Remembrance Budget Summary Level is to provide City support for replacing components of the memorial located at the Benaroya Concert Hall.	-
Seattle Center	30020 - REET II Capital Fund	30020	BC-SC-S03P01	30020-BC-SC-S03P01	Building and Campus Improvements	The purpose of the Building and Campus Improvements Budget Summary Level is to provide for improvements throughout the Seattle Center campus, including buildings and building systems, open spaces, public gathering places, utility infrastructure, and long-range planning.	195,000

	A	B	C	D
1	Position Modifications for the 2026 Budget			
2	<p>The following is the list of position modifications for the 2026 Proposed Budget that take effect January 1, 2026.</p> <p>The modifications result from budget actions that eliminate positions, create new positions, change the status of a position, and reclassify positions. Numbers in parentheses are reductions. The figures in the column labeled "Number" represent net position modifications, by Position Status, as a result of changes contained in the 2026 Proposed Budget.</p>			
3				
4	Department	Position Title	Position Status	Number
5	Department of Parks and Recreation	Admin Spec I-BU	Full-Time	(1)
6	Department of Parks and Recreation	Admin Staff Asst	Part-Time	(1)
7	Department of Parks and Recreation	Manager1,Parks&Rec	Full-Time	(1)
8	Department of Parks and Recreation	Naturalist	Part-Time	(2)
9	Department of Parks and Recreation	Publc Ed Prgm Spec	Full-Time	(1)
10	Department of Parks and Recreation	Publc Ed Prgm Spec	Part-Time	(1)
11	Department of Parks and Recreation	Rec Attendant	Full-Time	(1)
12	Department of Parks and Recreation	Rec Prgm Spec,Sr	Full-Time	(1)
13	Department of Parks and Recreation Total			(9)
14	Seattle City Light	Pwr Marketer-BU	Full-Time	3
15	Seattle City Light Total			3
16	Seattle Department of Transportation	Arboriculturist	Full-Time	1
17	Seattle Department of Transportation	Arborist	Full-Time	1
18	Seattle Department of Transportation	Asphalt Raker	Full-Time	3
19	Seattle Department of Transportation	Asphalt Raker,Sr	Full-Time	7
20	Seattle Department of Transportation	Civil Engr,Assoc	Full-Time	1
21	Seattle Department of Transportation	Civil Engr,Sr	Full-Time	3
22	Seattle Department of Transportation	Civil Engrng Spec Supv	Full-Time	1
23	Seattle Department of Transportation	Civil Engrng Spec,Assoc	Full-Time	1
24	Seattle Department of Transportation	Civil Engrng Spec,Sr	Full-Time	1
25	Seattle Department of Transportation	Constr&Maint Equip Op,Sr	Full-Time	4
26	Seattle Department of Transportation	Envrnmntl Anlyst,Sr	Full-Time	1
27	Seattle Department of Transportation	Info Technol Prgmmer Anlyst	Full-Time	1

Att B - Position Modifications for the 2026 Budget

V2

	A	B	C	D
28	Seattle Department of Transportation	Landscape Architect	Full-Time	1
29	Seattle Department of Transportation	Maint Laborer,Sr-Traffic	Full-Time	5
30	Seattle Department of Transportation	Manager2,Engrng&Plans Rev	Full-Time	1
31	Seattle Department of Transportation	Mgmt Sysys Anlyst,Sr	Full-Time	1
32	Seattle Department of Transportation	Prjt Fund&Agreemts Coord,Sr	Full-Time	1
33	Seattle Department of Transportation	Public Relations Spec,Sr	Full-Time	1
34	Seattle Department of Transportation	Real Property Agent,Sr	Full-Time	1
35	Seattle Department of Transportation	StratAdvsr1,Engrng&Plans Rev	Full-Time	1
36	Seattle Department of Transportation	Street Paving CC	Full-Time	1
37	Seattle Department of Transportation	Traffic Sign&Marking Lead Wkr	Full-Time	2
38	Seattle Department of Transportation	Transp Plnr,Assoc	Full-Time	1
39	Seattle Department of Transportation	Transp Plnr,Sr	Full-Time	1
40	Seattle Department of Transportation	Warehouser,Sr	Full-Time	1
41	Seattle Department of Transportation Total			43
42	Seattle Fire Department	Fire Lieut-Admin-80 Hrs	Full-Time	1
43	Seattle Fire Department Total			1
44	Seattle Police Department	Mgmt Sysys Anlyst BU	Full-Time	13
45	Seattle Police Department	Mgmt Sysys Anlyst Supv-BU	Full-Time	3
46	Seattle Police Department Total			16
47	Seattle Public Utilities	Capital Prjts Coord,Sr	Full-Time	1
48	Seattle Public Utilities	Civil Engr,Sr	Full-Time	2
49	Seattle Public Utilities	Civil Engrng Spec,Asst I	Full-Time	1
50	Seattle Public Utilities	Civil Engrng Spec,Sr	Full-Time	1
51	Seattle Public Utilities	Constr&Maint Equip Op	Full-Time	1
52	Seattle Public Utilities	Constr&Maint Equip Op,Sr	Full-Time	1
53	Seattle Public Utilities	Plng&Dev Spec II	Full-Time	1
54	Seattle Public Utilities	Trng&Ed Coord,Sr	Full-Time	1
55	Seattle Public Utilities	Truck Drvr,Heavy	Full-Time	1
56	Seattle Public Utilities	Util Sysys Maint Tech	Full-Time	1
57	Seattle Public Utilities	Wtr Pipe Wkr	Full-Time	3
58	Seattle Public Utilities	Wtr Pipe Wkr,Sr	Full-Time	1
59	Seattle Public Utilities Total			15
60	Total Citywide Net Position Adjustments			69

SUMMARY and FISCAL NOTE

Department:	Dept. Contact:	CBO Contact:
City Budget Office		Adam Schaefer

1. BILL SUMMARY

Legislation Title: A RESOLUTION endorsing a budget and position modifications for The City of Seattle for 2026.

Summary and Background of the Legislation: This resolution endorses the budget and position modifications for The City of Seattle for 2026.

2. CAPITAL IMPROVEMENT PROGRAM

Does this legislation create, fund, or amend a CIP Project? ☐ Yes ☐ No

The 2025-2030 Capital Improvement Program is adopted in the 2025 Budget Adoption Ordinance. The 2026-2031 Capital Improvement Program will be adopted in November 2025.

3. SUMMARY OF FINANCIAL IMPLICATIONS

Does this legislation have financial impacts to the City? ☐ Yes ☒ No

3.d. Other Impacts

Does the legislation have other financial impacts to The City of Seattle, including direct or indirect, one-time or ongoing costs, that are not included in Sections 3.a through 3.c? If so, please describe these financial impacts.
No.

If the legislation has costs, but they can be absorbed within existing operations, please describe how those costs can be absorbed. The description should clearly describe if the absorbed costs are achievable because the department had excess resources within their existing budget or if by absorbing these costs the department is deprioritizing other work that would have used these resources.

Please describe any financial costs or other impacts of *not* implementing the legislation.

This document complies with the City process in Resolution 32116, but it is largely a planning exercise. The Council and Mayor will consider modifications to this Endorsed Budget as part of the 2026 Budget process that occurs in the fall of 2025.

4. OTHER IMPLICATIONS

- a. **Please describe how this legislation may affect any departments besides the originating department.**

All City departments are affected by this legislation. All City departments are aware of the nature of the impact.

- b. **Does this legislation affect a piece of property? If yes, please attach a map and explain any impacts on the property. Please attach any Environmental Impact Statements, Determinations of Non-Significance, or other reports generated for this property.**

No.

- c. **Please describe any perceived implication for the principles of the Race and Social Justice Initiative.**

Please see the RSJI summary section for an overview and individual department/program descriptions for detailed description of how the Budget impacts Race and Social Justice Initiative principles.

- d. **Climate Change Implications**

- i. **Emissions: How is this legislation likely to increase or decrease carbon emissions in a material way? Please attach any studies or other materials that were used to inform this response.**

Individual programs and initiatives are described in detail in the Budget and CIP.

- ii. **Resiliency: Will the action(s) proposed by this legislation increase or decrease Seattle's resiliency (or ability to adapt) to climate change in a material way? If so, explain. If it is likely to decrease resiliency in a material way, describe what will or could be done to mitigate the effects.**

Individual programs and initiatives are described in detail in the Budget and CIP.

- e. **If this legislation includes a new initiative or a major programmatic expansion: What are the specific long-term and measurable goal(s) of the program? How will this legislation help achieve the program's desired goal(s)? What mechanisms will be used to measure progress towards meeting those goals?**

New and expanded programs are described in detail in the Budget and CIP.

5. CHECKLIST

- ☒ **Is a public hearing required?**

The City Council's Select Budget Committee will hold public hearings on October 16 and November 12, 2024.

- ☐ **Is publication of notice with *The Daily Journal of Commerce* and/or *The Seattle Times* required?**
- ☐ **If this legislation changes spending and/or revenues for a fund, have you reviewed the relevant fund policies and determined that this legislation complies?**
- ☐ **Does this legislation create a non-utility CIP project that involves a shared financial commitment with a non-City partner agency or organization?**

6. ATTACHMENTS

Summary Attachments: None.



Legislation Text

File #: CB 120911, **Version:** 1

CITY OF SEATTLE

ORDINANCE _____

COUNCIL BILL _____

AN ORDINANCE relating to the Seattle Channel; stating the City Council's intent to establish dedicated and ongoing funding sources for the operating and capital costs of the Seattle Channel; and requesting that the Executive submit a funding plan by September 3, 2025.

WHEREAS, responsibility for The City of Seattle's municipal television station, which would later become the Seattle Channel, was transferred from the Seattle Public Library to the Executive group responsible for the City's website in 1997; and

WHEREAS, the Seattle Channel remains administratively within the City department known as Seattle Information Technology; and

WHEREAS, beginning in 1996, the City entered into franchise agreements with cable television providers that included new franchise fees as compensation for the right to locate equipment in the public right-of-way; and

WHEREAS, in 2001, the City Council adopted Resolution 30379 that established financial policies for General Fund Subfunds, including a subfund that received the cable franchise fee revenues; and

WHEREAS, one of the eligible uses for the franchise fee revenues was support for the City's government access television channel, including both operations and capital equipment; and

WHEREAS, in 2017, the City Council, via Ordinance 125492, created the Cable Television Franchise Fund and specified that all revenues from cable franchise fees shall be deposited into the fund; and

WHEREAS, cable franchise fee revenues have been declining for a number of years and are predicted to continue declining in future years; and

WHEREAS, the Seattle Channel is in need of dedicated funding sources to ensure that the station's governmental, arts, cultural, and community programming can continue uninterrupted; and

WHEREAS, the Council intends to collaborate with the Executive to establish an advisory workgroup to explore alternative financing and operating models for the Seattle Channel; and

WHEREAS, the Council desires the Executive to propose a sustainable funding plan to cover the needs of the Seattle Channel to ensure that its governmental and non-governmental programming does not become reliant upon external parties or funding sources; NOW, THEREFORE,

BE IT ORDAINED BY THE CITY OF SEATTLE AS FOLLOWS:

Section 1. The City Council intends to establish a dedicated and ongoing funding plan sufficient to meet the operating and capital needs of the Seattle Channel, such that the Seattle Channel may continue to provide essential governmental programming and the types of civic, cultural, and community programming that the Seattle Channel currently produces. When established, the funding plan should include, but does not need to be limited to, the following sources:

A. Cable franchise fees. At least 50 percent, but no less than \$1.7 million, of cable franchise fee revenues in each year should be dedicated to the Seattle Channel.

B. Seattle Information Technology (Seattle IT) cost allocation. Seattle IT should incorporate a portion of the Seattle Channel's expenses into its cost allocation model. Seattle IT should determine what portion of the Seattle Channel's programming and expenditures are in support of the services and priorities of other City departments, and those departments should be charged appropriately.

C. General Fund. The General Fund should be used exclusively for the coverage of meetings, press conferences, and other public events of the City Council and other City of Seattle elected officials.

Section 2. The Executive is requested to present a funding plan consistent with this ordinance and transmit any legislation necessary to implement the plan to the City Council by September 3, 2025. The City Council anticipates that, in creating the funding plan, the Executive will utilize the research and

recommendations of any advisory workgroups established to study the Seattle Channel's operations and financing.

Section 3. This ordinance shall take effect as provided by Seattle Municipal Code Sections 1.04.020 and 1.04.070.

Passed by the City Council the _____ day of _____, 2024, and signed by me in open session in authentication of its passage this _____ day of _____, 2024.

President _____ of the City Council

Approved / returned unsigned / vetoed this _____ day of _____, 2024.

Bruce A. Harrell, Mayor

Filed by me this _____ day of _____, 2024.

Scheereen Dedman, City Clerk

(Seal)

SUMMARY and FISCAL NOTE

Department:	Dept. Contact:	CBO Contact:
Legislative	Brian Goodnight x4-5597	N/A

1. BILL SUMMARY

Legislation Title: AN ORDINANCE relating to the Seattle Channel; stating the City Council's intent to establish dedicated and ongoing funding sources for the operating and capital costs of the Seattle Channel; and requesting that the Executive submit a funding plan by September 3, 2025.

Summary and Background of the Legislation: The bill states the Council's intent to establish a dedicated and ongoing funding plan sufficient to meet the operating and capital needs of the Seattle Channel, such that the Seattle Channel may continue to provide essential governmental programming and the types of civic, cultural, and community programming that it currently produces. The Executive is requested to present a funding plan to the Council, along with any necessary implementing legislation, by September 3, 2025. The funding plan should include, at a minimum: a) at least 50 percent, but not less than \$1.7 million, of cable franchise fee revenues; b) cost allocation to City departments that are supported by Seattle Channel's programming and services; and c) General Fund for coverage of meetings, press conferences, and other public events of the City Council and other City elected officials. The Council anticipates that the Executive will utilize the research and recommendations of any advisory workgroups established to study the Seattle Channel's operations and financing.

2. CAPITAL IMPROVEMENT PROGRAM

Does this legislation create, fund, or amend a CIP Project?

☐ Yes ☒ No

If yes, please fill out the table below and attach a new (if creating a project) or marked-up (if amending) CIP Page to the Council Bill.
Please include the spending plan as part of the attached CIP Page. If no, please delete the table.

3. SUMMARY OF FINANCIAL IMPLICATIONS

Does this legislation have financial impacts to the City?

☐ Yes ☒ No

If there are no projected changes to expenditures, revenues, or positions, please delete the table below.

This legislation does not have direct financial impacts to the City, but it does relate to future financing for the Seattle Channel. Please see the response to Question 3.d. for more information.

If there are no changes to expenditures, revenues, or positions, please delete Sections 3.a, 3.b, and 3.c and answer the questions in Section 4.

3.a. Appropriations

☐ This legislation adds, changes, or deletes appropriations.

3.b. Revenues/Reimbursements

☐ This legislation adds, changes, or deletes revenues or reimbursements.

3.c. Positions

☐ This legislation adds, changes, or deletes positions.

3.d. Other Impacts

Does the legislation have other financial impacts to The City of Seattle, including direct or indirect, one-time or ongoing costs, that are not included in Sections 3.a through 3.c? If so, please describe these financial impacts.

If the legislation has costs, but they can be absorbed within existing operations, please describe how those costs can be absorbed. The description should clearly describe if the absorbed costs are achievable because the department had excess resources within their existing budget or if by absorbing these costs the department is deprioritizing other work that would have used these resources.

Please describe any financial costs or other impacts of *not* implementing the legislation.

This legislation does not have direct financial impacts, but it does request a financing plan sufficient to cover the expenses of the Seattle Channel in future years. Cable franchise fee revenues, the historic revenue source for Seattle Channel operations, are declining and are at risk of being insufficient to fund Seattle Channel's costs and other currently supported programs.

4. OTHER IMPLICATIONS

a. Please describe how this legislation may affect any departments besides the originating department.

This legislation impacts Seattle Information Technology, as that is the department within which Seattle Channel and its staff and funding reside.

- b. Does this legislation affect a piece of property? If yes, please attach a map and explain any impacts on the property. Please attach any Environmental Impact Statements, Determinations of Non-Significance, or other reports generated for this property.**

No.

- c. Please describe any perceived implication for the principles of the Race and Social Justice Initiative.**

- i. How does this legislation impact vulnerable or historically disadvantaged communities? How did you arrive at this conclusion? In your response please consider impacts within City government (employees, internal programs) as well as in the broader community.**

The Seattle Channel provides valuable information to the public on City operations and enhances governmental transparency by broadcasting all City Council meetings and many other City events.

- ii. Please attach any Racial Equity Toolkits or other racial equity analyses in the development and/or assessment of the legislation.**

N/A

- iii. What is the Language Access Plan for any communications to the public?**

N/A

- d. Climate Change Implications**

- i. Emissions: How is this legislation likely to increase or decrease carbon emissions in a material way? Please attach any studies or other materials that were used to inform this response.**

N/A

- ii. Resiliency: Will the action(s) proposed by this legislation increase or decrease Seattle's resiliency (or ability to adapt) to climate change in a material way? If so, explain. If it is likely to decrease resiliency in a material way, describe what will or could be done to mitigate the effects.**

N/A

- e. If this legislation includes a new initiative or a major programmatic expansion: What are the specific long-term and measurable goal(s) of the program? How will this legislation help achieve the program's desired goal(s)? What mechanisms will be used to measure progress towards meeting those goals?**

5. CHECKLIST

Please click the appropriate box if any of these questions apply to this legislation.

- ☐ **Is a public hearing required? No.**
- ☐ **Is publication of notice with *The Daily Journal of Commerce* and/or *The Seattle Times* required? No.**
- ☐ **If this legislation changes spending and/or revenues for a fund, have you reviewed the relevant fund policies and determined that this legislation complies? N/A**
- ☐ **Does this legislation create a non-utility CIP project that involves a shared financial commitment with a non-City partner agency or organization? No.**
If yes, please review requirements in Resolution 31203 for applicability and complete and attach “Additional risk analysis and fiscal analysis for non-utility partner projects” form.

6. ATTACHMENTS

List Summary Attachments (if any): N/A



Legislation Text

File #: CB 120908, **Version:** 1

CITY OF SEATTLE

ORDINANCE _____

COUNCIL BILL _____

AN ORDINANCE imposing an excise tax on the sale or exchange of certain capital assets in Seattle; adding a new Chapter 5.66 to the Seattle Municipal Code; and adding a new Section 5.45.050 to the Seattle Municipal Code.

WHEREAS, the Department of Housing and Urban Development considers households rent burdened if more than 30 percent of their income is spent on housing costs such as rent and utilities; and

WHEREAS, the Department of Housing and Urban Development considers households severely rent burdened if more than 50 percent of their income is spent on housing costs such as rent and utilities; and

WHEREAS, according to the Census Bureau's annual American Community Survey in 2023, 90,700 households or 44 percent of renter households in Seattle are rent burdened; and

WHEREAS, as of August 2024, United Way reported there were approximately 5,800 Seattle residents on the wait list for rental assistance; and

WHEREAS, United Way of King County estimated it would take \$10 million to clear its backlog of households waiting for rental assistance; and

WHEREAS, the city faces a significant lack of funding to support down payment assistance; and

WHEREAS, according to the Brookings Institution, Black Americans have a homeownership rate of 46.4 percent compared to 75.8 percent of white Americans; and

WHEREAS, owning a home is not just a dream but a critical step toward creating and preserving wealth that can be passed down through generations; and

WHEREAS, according to the US Census Bureau, King County had a 61.5 percent homeownership rate, while

Black residents had only a 28 percent homeownership rate; and

WHEREAS, homeownership is a key way to build intergenerational wealth and racial covenants, and redlining restricted the ability of nonwhite residents of Seattle to buy homes; and

WHEREAS, according to the Congressional Research Service, homeownership increases the tax base and encourages social and political involvement; and

WHEREAS, according to United Way of King County, 32 percent of Black and 26 percent of Latino adults experience food insecurity; and

WHEREAS, communities of color face disproportionate levels of poverty and food insecurity because of historic and systemic racism; and

WHEREAS, the Institute for Taxation and Economic Policy consistently ranks Washington State as one of the most unfair tax systems in the country, where lower-income residents pay a higher percentage of their household earnings for taxation; and

WHEREAS, Chapter 196, Laws of 2021, imposed a state excise tax on capital gains in excess of \$250,000, with exemptions for retirement accounts and real estate sales; NOW, THEREFORE,

BE IT ORDAINED BY THE CITY OF SEATTLE AS FOLLOWS:

Section 1. A new Chapter 5.66 is added to the Seattle Municipal Code as follows:

Chapter 5.66 CAPITAL GAINS EXCISE TAX

5.66.010 Administrative provisions

All of the provisions contained in Chapter 5.55 shall have full force and application with respect to taxes imposed under the provisions of this Chapter 5.66 except as may be expressly stated to the contrary.

5.66.020 Definitions

The definitions contained in Chapter 5.30 shall be fully applicable to this Chapter 5.66 except as may be expressly stated to the contrary. The following additional definitions apply throughout this Chapter 5.66:

“Adjusted capital gain” means federal net long-term capital gain:

1. Plus any amount of long-term capital loss from a sale or exchange that is exempt from the tax imposed in this Chapter 5.66, to the extent such loss was included in calculating federal net long-term capital gain;

2. Plus any amount of long-term capital loss from a sale or exchange that is not allocated to Seattle under Section 5.66.090, to the extent such loss was included in calculating federal net long-term capital gain;

3. Plus any amount of loss carryforward from a sale or exchange that is not allocated to Seattle under Section 5.66.090, to the extent such loss was included in calculating federal net long-term capital gain;

4. Less any amount of long-term capital gain from a sale or exchange that is not allocated to Seattle under Section 5.66.090, to the extent such gain was included in calculating federal net long-term capital gain;

5. Less any amount of long-term capital gain from a sale or exchange that is exempt from the tax imposed in this Chapter 5.66, to the extent such gain was included in calculating federal net long-term capital gain.

“Capital asset” has the same meaning as provided by 26 United States Code (U.S.C.) Section 1221 and includes any other property if the sale or exchange of the property results in a gain that is treated as a long-term capital gain under 26 U.S.C. Section 1231 or any other provision of the Internal Revenue Code.

“Department” means the Department of Finance and Administrative Services.

“Domiciled” means a place where an individual has a true, fixed, and permanent home, to which the person intends to return after being away for temporary or transitory purposes, including but not limited to vacation, business assignment, educational leave, or military assignment.

“Federal net long-term capital gain” means the net long-term capital gain reportable for federal income tax purposes determined as if 26 U.S.C. Sections 55 through 59, 1400Z-1, and 1400Z-2 did not exist.

“Individual” means a natural person.

“Internal Revenue Code” means the United States Internal Revenue Code of 1986 (codified as Title 26 U.S.C.), as amended, as of the effective date of this ordinance, or such subsequent date as the Director may provide by rule consistent with the purpose of this Chapter 5.66.

“Long-term capital asset” means a capital asset that is held for more than one year.

“Long-term capital gain” means gain from the sale or exchange of a long-term capital asset.

“Long-term capital loss” means a loss from the sale or exchange of a long-term capital asset.

“Permanent place of abode” means a building or structure where an individual can live that the person permanently maintains, whether the person owns it or not, and is suitable for year-round use.

“Real estate” means land and fixtures affixed to land. “Real estate” also includes used mobile homes, used park model trailers, used floating homes, and improvements constructed upon leased land.

“Resident” means an individual:

1. Who is domiciled in Seattle during the taxable year, unless the individual:

- a. Maintained no permanent place of abode in Seattle during the entire taxable year;
- b. Maintained a permanent place of abode outside of Seattle during the entire taxable

year; and

- c. Spent in the aggregate not more than 30 days of the taxable year in Seattle; or

2. Who is not domiciled in Seattle during the taxable year but maintained a place of abode and was physically present in Seattle for more than 183 days during the taxable year.

For purposes of this definition, “day” means a calendar day or any portion of a calendar day. An individual who is a resident under this definition is a resident for that portion of a taxable year in which the individual was domiciled in Seattle or maintained a place of abode in Seattle.

“Seattle capital gains” means an individual’s adjusted capital gain, as modified in Section 5.66.050, for each return filed under this Chapter 5.66.

“Taxable year” means the taxpayer’s taxable year as determined under the Internal Revenue Code.

“Taxpayer” means an individual subject to tax under this Chapter 5.66.

5.66.030 Tax imposed-Rate

A. Beginning January 1, 2026, a capital gains excise tax is imposed on the sale or exchange of long-term capital assets. Only individuals are subject to payment of the tax.

B. The amount of the capital gains excise tax due shall be an individual’s Seattle capital gains, multiplied by two percent.

C. If an individual’s Seattle capital gains are less than zero for a taxable year, no tax is due under this Section 5.66.030 and no such amount is allowed as a carryover for use in the calculation of that individual’s adjusted capital gain, as defined in Section 5.66.020, for any taxable year. To the extent that a loss carryforward is included in the calculation of an individual’s federal net long-term capital gain and that loss carryforward is directly attributable to losses from sales or exchanges allocated to Seattle under Section 5.66.090, the loss carryforward is included in the calculation of that individual’s adjusted capital gain for the purposes of this Chapter 5.66. An individual may not include any losses carried back for federal income tax purposes in the calculation of that individual’s adjusted capital gain for any taxable year.

D. The tax imposed in this Section 5.66.030 applies to the sale or exchange of long-term capital assets owned by the taxpayer, whether the taxpayer was the legal or beneficial owner of such assets at the time of the sale or exchange. The tax applies when the Seattle capital gains are recognized by the taxpayer in accordance with this Chapter 5.66.

E. For the purposes of this Chapter 5.66:

1. An individual is considered to be a beneficial owner of long-term capital assets held by an entity that is a pass-through or disregarded entity for federal tax purposes, such as a partnership, limited liability company, S corporation, or grantor trust, to the extent of the individual’s ownership interest in the entity as reported for federal income tax purposes.

2. A nongrantor trust is deemed to be a grantor trust if the trust does not qualify as a grantor trust

for federal tax purposes, and the grantor's transfer of assets to the trust is treated as an incomplete gift under 26 U.S.C. Section 2511 and its accompanying regulations. A grantor of such trust is considered the beneficial owner of the capital assets of the trust for purposes of the tax imposed in this Section 5.66.030 and must include any long-term capital gain or loss from the sale or exchange of a capital asset by the trust in the calculation of that individual's adjusted capital gain, if such gain or loss is allocated to Seattle under Section 5.66.090.

5.66.040 Exemptions from the capital gains excise tax

The following are exempt from the capital gains excise tax:

A. All real estate transferred by deed, real estate contract, judgment, or other lawful instruments that transfer title to real property and are filed as a public record with the counties where real property is located;

B.

1. An interest in a privately held entity only to the extent that any long-term capital gain or loss from such sale or exchange is directly attributable to the real estate owned directly by such entity;

2.

a. Except as provided in subsections 5.66.040.B.2.b and 5.66.040.B.2.c, the value of the exemption under this subsection 5.66.040.B is equal to the fair market value of the real estate owned directly by the entity less its basis, at the time that the sale or exchange of the individual's interest occurs, multiplied by the percentage of the ownership interest in the entity that is sold or exchanged by the individual;

b. If a sale or exchange of an interest in an entity results in an amount directly attributable to real property and that is considered as an amount realized from the sale or exchange of property other than a capital asset under 26 U.S.C. Section 751, such amount must not be considered in the calculation of an individual's exemption amount under subsection 5.66.040.B.2.a;

c. Real estate not owned directly by the entity in which an individual is selling or exchanging the individual's interest must not be considered in the calculation of an individual's exemption amount under this subsection 5.66.040.B; and

3. Fair market value of real estate may be established by a fair market appraisal of the real estate or an allocation of assets by the seller and the buyer made under 26 U.S.C. Section 1060, as amended.

However, the City is not bound by the parties' agreement as to the allocation of assets, allocation of consideration, or fair market value, if such allocations or fair market value do not reflect the fair market value of the real estate. The assessed value of the real estate for property tax purposes may be used to determine the fair market value;

The value of the exemption under this subsection 5.66.040.B may not exceed the individual's long-term capital gain or loss from the sale or exchange of an interest in an entity for which the individual is claiming this exemption.

C. Assets held under a retirement savings account under 26 U.S.C. Section 401(k), a tax-sheltered annuity or custodial account described in 26 U.S.C. Section 403(b), a deferred compensation plan under 26 U.S.C. Section 457(b), an individual retirement account or individual retirement annuity described in 26 U.S.C. Section 408, a Roth individual retirement account described in 26 U.S.C. Section 408A, an employee defined contribution program, an employee defined benefit plan, or a similar retirement savings vehicle;

D. Assets pursuant to, or under imminent threat of, condemnation proceedings by the United States, the state or any of its political subdivisions, or a municipal corporation;

E. Cattle, horses, or breeding livestock if for the taxable year of the sale or exchange, more than 50 percent of the taxpayer's gross income for the taxable year, including from the sale or exchange of capital assets, is from farming or ranching;

F. Property depreciable under 26 U.S.C. Section 167(a)(1), or that qualifies for expensing under 26 U.S.C. Section 179;

G. Timber, timberland, or the receipt of Seattle capital gains as dividends and distributions from real estate investment trusts derived from gains from the sale or exchange of timber and timberland. "Timber" means forest trees, standing or down, on privately or publicly owned land, and includes Christmas trees and

short-rotation hardwoods. The sale or exchange of timber includes the cutting or disposal of timber qualifying for capital gains treatment under 26 U.S.C. Section 631(a) or (b);

H. Commercial fishing privileges. For the purposes of this subsection 5.66.040.H, “commercial fishing privilege” means a right, held by a seafood harvester or processor, to participate in a limited access fishery.

“Commercial fishing privilege” includes and is limited to:

1. In the case of federally managed fisheries, quota and access to fisheries assigned pursuant to individual fishing quota programs, limited entry and catch share programs, cooperative fishing management agreements, or similar arrangements; and

2. In the case of state-managed fisheries, quota and access to fisheries assigned under fishery permits, limited entry and catch share programs, or similar arrangements; and

3. In the case of state-managed fisheries, quota and access to fisheries assigned under fishery permits, limited entry and catch share programs, or similar arrangements; and

I. Goodwill received from the sale of an auto dealership licensed under chapter 46.70 RCW whose activities are subject to chapter 46.96 RCW.

5.66.050 Deductions from the capital gains excise tax

In computing tax for a taxable year, a taxpayer may deduct from the taxpayer’s Seattle capital gains:

A. A standard deduction of \$250,000 in 2022 dollars, as adjusted for inflation under the formula set forth in RCW 82.87.150, published annually on the website of the Washington State Department of Revenue on or before December 31 of the taxable year, per individual, or in the case of spouses or domestic partners, a combined standard deduction of \$250,000 in 2022 dollars, as adjusted for inflation under the formula set forth in RCW 82.87.150, published annually on the website of the Washington State Department of Revenue on or before December 31 of the taxable year, regardless of whether they file joint or separate returns;

B. Amounts that the City is prohibited from taxing under the Constitution of this state or the Constitution or laws of the United States;

C. The amount of adjusted capital gain derived from the sale or transfer of the taxpayer's interest in a qualified family-owned small business pursuant to Section 5.66.060; and

D. Charitable donations deductible under Section 5.66.070.

5.66.060 Qualifying family-owned small business deduction

In computing tax under this Chapter 5.66 for a taxable year, a taxpayer may deduct from their Seattle capital gains the amount of adjusted capital gain derived in the taxable year from the sale of substantially all of the fair market value of the assets of, or the transfer of substantially all of the taxpayer's interest in, a qualified family-owned small business, to the extent that such adjusted capital gain would otherwise be included in the taxpayer's Seattle capital gains. For purposes of this Section 5.66.060:

A. "Assets" means real property and personal property, including tangible personal property and intangible property.

B. "Family" means the same as "member of the family" in RCW 83.100.046.

C. "Materially participated" means an individual was involved in the operation of a business on a basis that is regular, continuous, and substantial. "Materially participated" shall be interpreted consistently with the applicable Treasury regulations for 26 U.S.C. Section 469, to the extent that such interpretation does not conflict with any provision of this Section 5.66.060.

D. "Qualified family-owned small business" means a business:

1. In which the taxpayer held a qualifying interest for at least five years immediately preceding the sale or transfer described in this Section 5.66.060;

2. In which either the taxpayer or members of the taxpayer's family, or both, materially participated in operating the business for at least five of the ten years immediately preceding the sale or transfer described in this Section 5.66.060, unless such sale or transfer was to a qualified heir; and

3. That had worldwide gross revenue of \$10,000,000 in 2022 dollars, as adjusted for inflation under the formula set forth in RCW 82.87.150, published annually on the website of the Washington State

Department of Revenue on or before December 31 of the taxable year, or less in the 12-month period immediately preceding the sale or transfer described in this Section 5.66.060.

E. “Qualified heir” means a member of the taxpayer’s family.

F. “Qualifying interest” means:

1. An interest as a proprietor in a business carried on as a sole proprietorship; or

2. An interest in a business if at least:

a. Fifty percent of the business is owned, directly or indirectly, by any combination of the taxpayer or members of the taxpayer’s family, or both;

b. Thirty percent of the business is owned, directly or indirectly, by any combination of the taxpayer or members of the taxpayer’s family, or both, and at least:

1) Seventy percent of the business is owned, directly or indirectly, by members of two families; or

2) Ninety percent of the business is owned, directly or indirectly, by members of three families.

G. “Substantially all” means at least 90 percent.

5.66.070 Additional deduction for charitable donations

A. In computing tax under this Chapter 5.66 for a taxable year, a taxpayer may deduct from their Seattle capital gains the amount donated by the taxpayer to one or more qualified organizations during the same taxable year in excess of the minimum qualifying charitable donation amount. For the purposes of this Section 5.66.070, the minimum qualifying charitable donation amount equals \$250,000 in 2022 dollars, as adjusted for inflation under the formula set forth in RCW 82.87.150, published annually on the website of the Washington State Department of Revenue on or before December 31 of the taxable year.

B. The deduction authorized under subsection 5.66.070.A may not exceed \$100,000 in 2022 dollars, as adjusted for inflation under the formula set forth in RCW 82.87.150, published annually on the website of the

Washington State Department of Revenue on or before December 31 of the taxable year.

C. The deduction authorized under subsection 5.66.070.A may not be carried forward or backward to another tax reporting period.

D. For the purposes of this Section 5.66.070:

1. “Nonprofit organization” means an organization exempt from tax under 26 U.S.C. Section 501(c)(3).
2. “Qualified organization” means a nonprofit organization, or any other organization, that is:
 - a. Eligible to receive a charitable deduction as defined in 26 U.S.C. Section 170(c); and
 - b. Principally directed or managed within Seattle.

5.66.080 Tax in addition to other license fees or taxes

The tax imposed by this Chapter 5.66 shall be in addition to any license fee or tax imposed or levied under any other law, statute, or ordinance whether imposed or levied by the City, the State, or other governmental entity or political subdivision.

5.66.090 Allocations of gains and losses

A. For purposes of the tax imposed under this Chapter 5.66, long-term capital gains and losses are allocated to Seattle as follows:

1. Long-term capital gains or losses from the sale or exchange of tangible personal property are allocated to Seattle if the property was located in Seattle at the time of the sale or exchange. Long-term capital gains or losses from the sale or exchange of tangible personal property are also allocated to Seattle even though the property was not located in Seattle at the time of the sale or exchange if:
 - a. The property was located in Seattle at any time during the taxable year in which the sale or exchange occurred or the immediately preceding taxable year;
 - b. The taxpayer was a resident at the time the sale or exchange occurred; and
 - c. The taxpayer is not subject to the payment of an income or excise tax legally imposed

on the long-term capital gains or losses by another taxing jurisdiction.

2. Long-term capital gains or losses derived from intangible personal property are allocated to Seattle if the taxpayer was domiciled in Seattle at the time the sale or exchange occurred.

B.

1. A credit is allowed against the tax imposed in Section 5.66.030 equal to the amount of any legally imposed income or excise tax paid by the taxpayer to another taxing jurisdiction on capital gains derived from capital assets within the other taxing jurisdiction to the extent such capital gains are included in the taxpayer's Seattle capital gains. The amount of credit under this subsection 5.66.090.B may not exceed the total amount of tax due under this Chapter 5.66, and there is no carryback or carryforward of any unused credits.

2. As used in this Section 5.66.090, "taxing jurisdiction" means a state of the United States other than the State of Washington, the District of Columbia, the Commonwealth of Puerto Rico, any territory or possession of the United States, or any foreign country, or a political subdivision of the State of Washington, a state of the United States other than the State of Washington, the District of Columbia, the Commonwealth of Puerto Rico, a territory or possession of the United States, or a foreign country.

5.66.100 Filing of returns

A. Except as otherwise provided in this Section 5.66.100 or RCW 82.32.080, taxpayers owing tax under this Chapter 5.66 must file, on forms prescribed by the Director, a return with the Department on or before the date the taxpayer's state capital gains excise tax return for the taxable year is required to be filed.

B. In addition to the Seattle return required to be filed under subsection 5.66.100.A, taxpayers owing tax under this Chapter 5.66 must file with the Department on or before the date the federal return is required to be filed a copy of the Washington State capital gains excise tax return along with all schedules and supporting documentation.

C. Each taxpayer required to file a return under this Section 5.66.100 must, without assessment, notice,

or demand, pay any tax due thereon to the Department on or before the date fixed for the filing of the return, regardless of any filing extension. The tax must be paid by forms as may be prescribed by the Director. If any tax due under this Chapter 5.66 is not paid by the due date, interest and penalties as provided in Section 5.66.140 apply to the deficiency.

D.

1. In addition to the Seattle return required to be filed under subsection 5.66.100.A, an individual claiming an exemption under Section 5.66.040 must file documentation substantiating the following:

- a. The fair market value and basis of the real estate held directly by the entity in which the interest was sold or exchanged;
- b. The percentage of the ownership interest sold or exchanged in the entity owning real estate; and
- c. The methodology, if any, established by the entity in which the interest was sold or exchanged, for allocating gains or losses to the owners, partners, or shareholders of the entity from the sale of real estate.

2. The Director may by rule prescribe additional filing requirements to substantiate an individual's claim for an exemption under Section 5.66.040.

E. If a taxpayer has obtained an extension of time for filing the federal income tax return for the taxable year, the taxpayer is entitled to the same extension of time for filing the return required under this Section 5.66.100 if the taxpayer provides the Department, before the due date provided in subsection 5.66.100.A, the extension confirmation number or other evidence satisfactory to the Department confirming the federal extension. An extension under this subsection 5.66.100.E for the filing of a return under this Chapter 5.66 is not an extension of time to pay the tax due under this Chapter 5.66.

F.

1. If any return due under subsection 5.66.100.A, along with a copy of the state capital gains

excise tax return, is not filed with the Department by the due date or any extension granted by the Director, the Department must assess a penalty in the amount of five percent of the tax due for the taxable year covered by the return for each month or portion of a month that the return remains unfiled. The total penalty assessed under this subsection 5.66.100.F may not exceed 25 percent of the tax due for the taxable year covered by the delinquent return. The penalty under this subsection 5.66.100.F is in addition to any penalties assessed for the late payment of any tax due on the return.

2. The Director may waive or cancel the penalty imposed under this subsection 5.66.100.F if:

a. The Director is persuaded that the taxpayer's failure to file the return by the due date was due to circumstances beyond the taxpayer's control; or

b. The taxpayer has not been delinquent in filing any return due under this Section 5.66.100 during the preceding five calendar years.

5.66.110 Joint filers

A. If the federal income tax liabilities of both spouses are determined on a joint federal return for the taxable year, they must file a joint return under this Chapter 5.66.

B. Except as otherwise provided in this Section 5.66.110, if the federal income tax liability of either spouse is determined on a separate federal return for the taxable year, they must file separate returns under this Chapter 5.66. State registered domestic partners may file a joint return under this Chapter 5.66 even if they filed separate federal returns for the taxable year.

C. The liability for tax due under this Chapter 5.66 of each spouse or state registered domestic partner is joint and several, unless:

1. The spouse is relieved of liability for federal tax purposes as provided under 26 U.S.C. Section 6015; or

2. The Director determines that the domestic partner qualifies for relief as provided by rule of the Director. Such rule, to the extent possible without being inconsistent with this Chapter 5.66, must follow 26

U.S.C. Section 6015.

5.66.120 Rules and regulations

The Director shall adopt, publish, and enforce rules and regulations not inconsistent with this Chapter 5.66 for the purpose of carrying out the provisions of this Chapter 5.66.

5.66.130 Ancillary authority of Director

The Director is authorized to enter into agreements with any other taxing jurisdiction, including the Internal Revenue Service of the United States and state and other local jurisdictions that impose taxes on capital gains:

A. To acquire such taxpayer information necessary to most effectively collect the taxes imposed by this Chapter 5.66, determine whether taxpayers are or are not required to file a return for taxes under this Chapter 5.66, determine the amount of taxes due under this Chapter 5.66, conduct audits, and otherwise enact the provisions of this Chapter 5.66; or

B. To conduct an audit or a joint audit of a taxpayer by using an auditor employed by The City of Seattle, another public entity, or a contract auditor; provided that such contract auditor's pay is not in any manner based upon the amount of tax assessed.

5.66.140 Monetary penalties

A. A taxpayer who fails to pay tax owed under this Chapter 5.66 when due is liable, in addition to interest, to a penalty of one percent of the amount of the unpaid tax for each month or fraction of a month, not to exceed a total penalty of 25 percent of the unpaid tax. If any part of any underpayment of tax owed under this Chapter 5.66 is due to intentional disregard of this Chapter 5.66 or rules or regulations adopted by the Director under Section 5.66.120, but without intent to defraud, an additional penalty of \$10 or ten percent of the total amount of the deficiency in the tax, whichever is greater, shall be added. If any part of the underpayment is due to fraudulent intent to evade the tax imposed under this Chapter 5.66, an additional penalty of 100 percent of the deficiency shall be added.

B. Any taxpayer who fails to file a return with the Director on or before the due date, who fails to

include all of the information required to be shown on the return, or who includes incorrect information on a return shall pay a penalty of \$250 for each return with respect to which such a failure occurs; provided, however, the penalty shall be waived if the failure to include all of the information required or the inclusion of incorrect information is corrected by the taxpayer within 30 days of written notice from the Director as provided for under subsection 5.66.140.D. If the act or omission is due to intentional disregard of this Chapter 5.66 or rules or regulations adopted by the Director under Section 5.66.120, but without intent to defraud, an additional penalty of \$500 shall be added. If the act or omission is due to fraudulent intent to evade the tax imposed under this Chapter 5.66, an additional penalty of \$1,000 shall be added.

C. If a claim for refund or credit under this Chapter 5.66 is made for an excessive amount, unless it is shown that the claim for such excessive amount is due to reasonable cause, the taxpayer making such claim shall be liable for a penalty in an amount equal to 20 percent of the excessive amount. For purposes of this Section 5.66.140, the term “excessive amount” means, in the case of any taxpayer, the amount of the claim for refund or credit for any tax year exceeds by at least 50 percent the amount of such claim allowable under this Chapter 5.66 for such tax year.

D. The Director shall notify a taxpayer by mail of any penalties, which shall become due and shall be paid within 30 days from the date of the notice, or within such time as the Director may provide in writing.

E. Upon demonstration to the Director that a penalty has been imposed on an innocent spouse, the Director is authorized to cancel such penalty with respect to the innocent spouse.

5.66.150 Cancellation of penalties

A. The Director may cancel any penalties assessed under subsection 5.66.140.A or 5.66.140.B if the taxpayer shows that the act or omission giving rise to the penalty was due to reasonable cause and not willful neglect. Willful neglect is presumed unless the taxpayer shows that they exercised ordinary care and prudence in making arrangements to complete and file an accurate return and pay the tax owed by the due date but, nevertheless, failed to do so due to circumstances beyond their control.

B. A request for cancellation of penalties must be received by the Director within 30 days after the date the Director mails the notice that the penalties are due. The request must be in writing and contain competent proof of all pertinent facts supporting a reasonable cause determination. In all cases the burden of proving the facts rests upon the taxpayer.

5.66.160 Amnesty

The Director may from time to time declare periods of amnesty in which penalties assessed under subsections 5.66.140.A, 5.66.140.B, or 5.66.140.C, or any combination thereof, may be waived. Such periods of amnesty and the terms thereof may be established upon a finding by the Director that they are likely to have the effect of increasing revenues to the City.

Section 2. A new Section 5.45.060 is added to the Seattle Municipal Code as follows:

5.45.060 Capital gains excise tax credit

A. To avoid taxing the same sale or exchange under both the business and occupation tax and capital gains tax, a credit is allowed against taxes due under this Chapter 5.45 on a sale or exchange that is also subject to the tax imposed under Chapter 5.66. The credit is equal to the amount of tax imposed under Chapter 5.66 on such sale or exchange.

B. The credit may be used against any tax due under Section 5.45.050.

C. The credit under this Section 5.45.060 is earned in regard to a sale or exchange, and may be claimed against taxes due under this Chapter 5.45, for the tax reporting period in which the sale or exchange occurred. The credit claimed for a tax reporting period may not exceed the tax otherwise due under Section 5.45.050 for that tax reporting period. Unused credit may not be carried forward or backward to another tax reporting period. No refunds may be granted for unused credit under this Section 5.45.060.

Section 3. The provisions of this ordinance are declared to be separate and severable. The invalidity of any clause, sentence, paragraph, subdivision, section, or portion of this ordinance, or the invalidity of its application to any person or circumstance, does not affect the validity of the remainder of this ordinance or the

validity of its application to other persons or circumstances.

Section 4. Sections 1 and 2 of this ordinance shall take effect on January 1, 2026.

Section 5. This ordinance shall take effect as provided by Seattle Municipal Code Sections 1.04.020 and 1.04.070.

Passed by the City Council the _____ day of _____, 2024, and signed by
me in open session in authentication of its passage this _____ day of _____, 2024.

President _____ of the City Council

Approved / returned unsigned / vetoed this _____ day of _____, 2024.

Bruce A. Harrell, Mayor

Filed by me this _____ day of _____, 2024.

Scheereen Dedman, City Clerk

(Seal)

SUMMARY and FISCAL NOTE*

Department:	Dept. Contact:	CBO Contact:
Legislative	Tom Mikesell/ 4-8735	N/A

** Note that the Summary and Fiscal Note describes the version of the bill or resolution as introduced; final legislation including amendments may not be fully described.*

1. BILL SUMMARY

Legislation Title: AN ORDINANCE imposing an excise tax on the sale or exchange of certain capital assets in Seattle; adding a new Chapter 5.66 to the Seattle Municipal Code; and adding a new Section 5.45.050 to the Seattle Municipal Code.

Summary and Background of the Legislation: *Note: This tax is structured identically to the state's capital gains excise tax, which was affirmed to be a legal exercise of public taxing authority by the Washington State Supreme Court in *Quinn v. State of Washington*. This parallel structure would support ease of administration and taxpayer compliance and adheres to automatic inflationary adjustments included in the state law. As such, the stated thresholds included in the following description include both the 2023 tax year values included on the Department of Revenue website, as well as the original 2022 values when the law was passed.*

This council bill would impose a two percent excise tax on the annual gains to individuals from the sale of non-exempt capital assets (more commonly referred to as a capital gains tax).

The first \$262,000 (\$250,000 in 2022 dollars) of capital gains are excluded, and any gains from the following types of asset sales would be exempt:

- Real estate sales and/or exchanges;
- Retirement accounts;
- Condemnations;
- Livestock in the conduct of a farming and ranching business;
- Timber;
- Commercial fishing privileges; and,
- Goodwill from the sale of auto dealerships.

In addition to the \$262,000 (\$250,000 in 2022 dollars) standard deduction for each single or joint tax return, additional deductions would apply, including:

- Any amounts prohibited from taxation under the state or federal constitution;
- Gains from the sale of a qualified family-owned small business; and,
- Up to \$105,000 (\$100,000 in 2022 dollars) of charitable donations above a \$262,000 (\$250,000 in 2022 dollars) minimum qualifying charitable deduction.

The deductions, and other specified thresholds, are 2023 dollar amounts that will be annually for inflation, consistent with provisions in RCW 82.87.150, which adjusts the same thresholds for the state's capital gains excise tax.

The capital gains excise tax would be imposed beginning January 1, 2026, and, based on estimates developed by the City's Office of Economic and Revenue Forecasts (Forecast Office) using available state government data and forecasts, a two percent tax would generate from \$16 million to \$51 million per year. Additional details and caveats about this estimate are provided in Section 3.b.

2. CAPITAL IMPROVEMENT PROGRAM

Does this legislation create, fund, or amend a CIP Project? ☐ Yes ☒ No

3. SUMMARY OF FINANCIAL IMPLICATIONS

Does this legislation amend the Adopted Budget? ☐ Yes ☒ No

Expenditure Change (\$); General Fund	2024	2025 est.	2026 est.	2027 est.	2028 est.
	\$0	\$1,000,000	\$800,000	\$1,200,00	\$1,200,000
Expenditure Change (\$); Other Funds	2024	2025 est.	2026 est.	2027 est.	2028 est.
	\$0	\$0	\$0	\$0	\$0

Revenue Change (\$); General Fund	2024	2025 est.	2026 est.	2027 est.	2028 est.
	\$0	\$0	\$0	\$16M to \$51M	\$16M to \$51M
Revenue Change (\$); Other Funds	2024	2025 est.	2026 est.	2027 est.	2028 est.
	\$0	\$0	\$0	\$0	\$0

According to Department of Finance and Administrative Services (FAS)/Office of City Finance staff, implementing this tax would require one-time rulemaking, systems development work, taxpayer outreach and ongoing administration and auditing work in FAS that could take from 18 to 24 months to complete.

FAS projects onetime system implementation costs of \$1 million. FAS also projects ongoing costs of \$1.2 million, of which \$500,000 would support maintaining a taxpayer registration and payment system, and \$700,00 would support staffing, including three new Customer Service Representatives and two new Tax Auditors. FAS would require these ongoing staffing costs to begin in mid-2026 to support taxpayer outreach and training ahead of

collections. These are merely initial estimates that will be better informed through future budget requests the Executive determines to be necessary to implement the tax.

Revenue changes are described in Section 3.b, below.

Does the legislation have other financial impacts to The City of Seattle that are not reflected in the above, including direct or indirect, short-term or long-term costs?

No.

Are there financial costs or other impacts of *not* implementing the legislation?

No.

If there are no changes to appropriations, revenues, or positions, please delete sections 3.a., 3.b., and 3.c. and answer the questions in Section 4.

3.a. Appropriations

 This legislation adds, changes, or deletes appropriations.

3.b. Revenues/Reimbursements

X This legislation adds, changes, or deletes revenues or reimbursements.

Anticipated Revenue/Reimbursement Resulting from This Legislation:

Fund Name and Number	Dept	Revenue Source	2024 Est.	2025 Est.	2026 Est.	2027 Est.	2027 Est.
General Fund 001000		Capital Gains Excise Tax	\$0	\$0	\$0	\$16M to \$51M	\$16M to \$51M
TOTAL			\$0	\$0	\$0	\$16M to \$51M	\$16M to \$51M

Revenue/Reimbursement Notes:

The capital gains excise tax would be imposed January 1, 2026, and, based on estimates provided by the City's Office of Economic and Revenue Forecasts (Forecast Office), using state Department of Revenue (DOR) collections and forecast data, a two percent tax could generate from \$16 million to \$51 million per year, with potential moderate growth thereafter. This range includes assumptions about the percentage of potential Seattle taxpayers as a share of the state's total, taxpayer compliance and avoidance, and economic elasticities, as described in a November 8, 2024 memo from the Forecast Office, which is included as Attachment A to this summary.

It is important to note when understanding this range, particularly the low end, that any revenue from this tax would be collected from a small set of very wealthy households. This group is well-equipped with financial supports to enable financial planning strategies to minimize tax liabilities, including but limited to declaring a domicile outside of Seattle for purpose of the tax. While the stated range does include elasticity assumptions, which are estimates of taxpayer response to capital gains tax changes in general, it does not contemplate a more drastic scenario where all otherwise eligible taxpayers avoid the tax by

way of declaring a domicile outside the City, but this is clearly a risk for a tax imposed at a municipal level.

Additional Considerations:

While 2024 tax returns data from the State's tax was not available for the purposes of this estimate, the Forecast Office's analysis of the DOR's state collections data from 2023 showed that 85 percent of the 2023 collections from Seattle taxpayers was from 163 taxpayers, which indicates an extremely concentrated tax base. Such a concentration likely also implies a high degree of year-to-year variance in tax payments, because a change in financial circumstances of relatively few individuals could have a significant impact on overall revenue collections.

The Forecast Office also notes that the approach used assumes that each of the taxpayers included as 'Seattle- based' in the DOR data would pay Seattle's tax. However, for taxpayers with multiple domiciles in Washington state, the Forecast Office indicates there may be cases where the taxpayer would not have Seattle tax liability due to not meeting the standard for having a domicile in Seattle, or purposefully shifting their domicile in response to imposition of the tax. In other words, a taxpayer who reported a Seattle address for the purposes of calculating their recent state tax liability, might choose an official domicile outside the City going forward. The proposed legislation establishes specific thresholds regarding how much time one must reside at a specific location to establish it as a domicile, but how effectively these issues can be enforced for individuals with multiple Washington residences is unclear. Though it is impossible to accurately quantify the potential impact this could have, it is important to note in understanding the revenue estimate.

In addition, the Forecast Office reviewed historical federal Internal Revenue Service (IRS) net capital gains data for insights into the stability of the tax. Though the IRS gains data includes real estate gains, which are explicitly exempt from the proposed tax, and is based on all capital gains, not just those above the \$250,000 standard deduction in the proposed bill, the historical review showed high levels of tax base sensitivity to economic expansions and contractions, likely due to reliance on stock and bond sales in capital gains.

Given the concentration of the tax base to a very small number of taxpayers, the possibility of avoidance through tax planning and multiple in-state residences, and the tax base's sensitivity to cyclical economic trends, the annual revenue from the tax could fluctuate widely above and below the estimates provided. By way of additional insight to inform decisions about the use of potential proceeds from this tax, the Forecast Office has noted that there is an unusually high degree of uncertainty in this estimate, which is implied in the range of possible revenue outcomes.

3.c. Positions

— This legislation adds, changes, or deletes positions.

4. OTHER IMPLICATIONS

- a. **Does this legislation affect any departments besides the originating department?**
Yes, FAS will be responsible for the implementation and administration of the capital gains tax if this legislation is approved. This will require both one-time setup and ongoing administrative efforts. (See details on potential fiscal impacts in response to question 3 above).
- b. **Is a public hearing required for this legislation?**
No.
- c. **Is publication of notice with *The Daily Journal of Commerce* and/or *The Seattle Times* required for this legislation?**
No.
- d. **Does this legislation affect a piece of property?**
No.
- e. **Please describe any perceived implication for the principles of the Race and Social Justice Initiative. Does this legislation impact vulnerable or historically disadvantaged communities? What is the Language Access plan for any communications to the public?**
An excise tax on large financial gains from sales of assets, which, as noted above, would be paid from a very small number of residents, is at its core a progressive tax that does not impact disadvantaged communities.
- f. **Climate Change Implications**
1. **Emissions: Is this legislation likely to increase or decrease carbon emissions in a material way?**
No.
 2. **Resiliency: Will the action(s) proposed by this legislation increase or decrease Seattle's resiliency (or ability to adapt) to climate change in a material way? If so, explain. If it is likely to decrease resiliency in a material way, describe what will or could be done to mitigate the effects.**
No.
- g. **If this legislation includes a new initiative or a major programmatic expansion: What are the specific long-term and measurable goal(s) of the program? How will this legislation help achieve the program's desired goal(s)?**
This legislation does not implement a new program.

Summary Attachments (if any):

1. OERF Capital Gains Tax Memo



MEMORANDUM

Date: November 8, 2024
To: Tom Mikesell and Ben Noble, City Council Central Staff
From: Jan Duras, Office of Economic and Revenue Forecasts
Re: Capital Gains Tax Revenue Estimates Request

1. Introduction

In this memorandum, the Office of Economic and Revenue Forecasts (Forecast Office) provides a requested analysis of revenues likely to be raised by a 2% tax imposed on capital gains in Seattle city beginning in tax year 2026 with first collection occurring in 2027. The data used for this analysis and the results can be found in the "Seattle capital gains tax estimates 2024-11-08.xlsx" spreadsheet file.

2. Washington State capital gains tax forecast

The proposed tax on capital gains in Seattle city would be similar in structure to the 7% capital gains tax that Washington State started collecting in FY 2023 for tax year 2022. Because of this and the general limited data availability, this analysis of the potential revenues for Seattle city capital gains tax is largely based on the actual collection and forecasts for Washington State. Recent forecasts for state's capital gains tax can be found in the "DOR WA forecasts and actuals" sheet.

Washington State started collecting tax revenues only recently, in 2023. After collecting almost \$600 million more than expected in FY 2023, collection dropped by 57.4% in FY 2024, bringing in about \$300 million less than forecasted. As a result, the **state's forecast for FY 2025 through FY 2027 was reduced by about half between February 2024 and September 2024**. Initiative 2019 that aimed to repeal the tax likely contributed to this drop, as some taxpayers likely delayed trades in hope that the Initiative is successful. The effect is however hard to estimate, state's forecast from September 2024 assumes 13% growth in FY 2025, followed by approximately 4.5% growth in FY 2026 and FY 2027. This results in a \$445 million forecast for FY 2027.

3. Assessing volatility of capital gains tax revenues – Washington State tax data

Capital gain tax collection data in Washington State provides only very limited information when it comes to assessing the likely volatility of revenues in the longer run. Collection only started in 2023 and was likely affected by legal challenges and changes in taxpayer behavior as this new tax was introduced.

Nevertheless, tax collection data provides relevant information regarding the number of taxpayers and the concentration of capital gains tax payments received by Washington State in 2023. This information can be found in the "DOR Seattle and King County" sheet.

1. **In 2023, of the total 3,354 taxpayers in Washington State, the top 20% (374 taxpayers) accounted for about 92% of the total capital gains tax revenue collected.**
2. **The top 10% (333 taxpayers) accounted for about 87% of the total revenue.**
3. **Top 10 taxpayers in Washington State accounted for 56% of the total revenue.**

Forecast Office has also obtained some information regarding the distribution of state's capital gain tax paid by taxpayers in Seattle city. This information is not for the whole 2023 calendar year, but only as of May 31, 2023.

4. **Of the 816 taxpayers in Seattle city that paid as of May 31, 2023, the top 20% (163 taxpayers) accounted for 85.7% of the revenues collected from Seattle city taxpayers.**

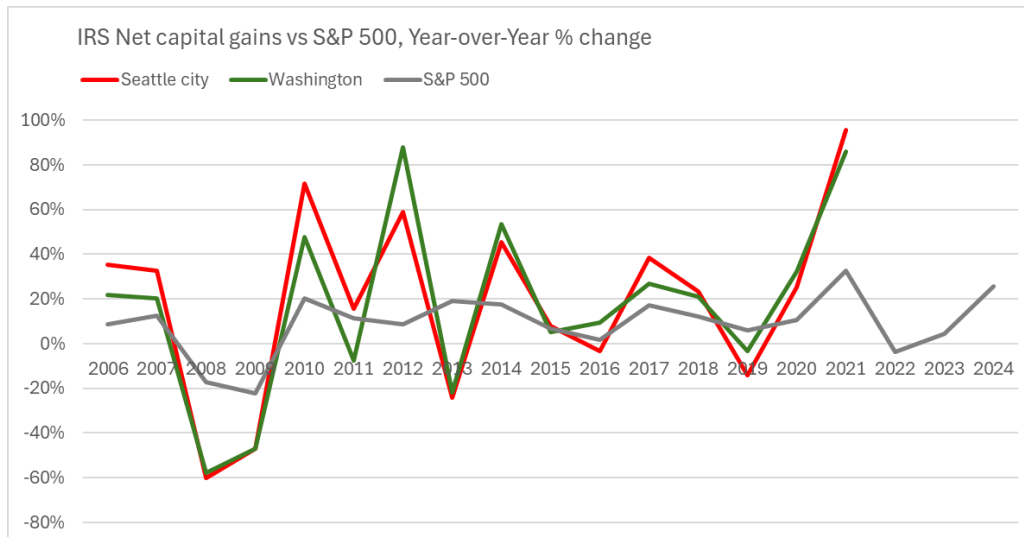
These findings highlight the fact that the capital gains tax is extremely heavily concentrated and strongly affected by the decisions of a very limited number of taxpayers.

4. Assessing volatility of capital gains tax revenues – IRS data

To obtain some additional useful insights regarding the behavior of capital gains over longer time, the Forecast Office analyzed public IRS data from federal income tax returns. In particular, the IRS Individual income tax statistics ZIP code data for the 2005-2021 period was used to calculate the total net capital gain amounts, as reported on line 7 of 1040 federal tax return form, for Washington State and Seattle city. This data on total capital gains does not account for the \$250,000 deduction, but likely shares some of the properties of the tax base for the Washington State capital gains tax. This information can be found in the “IRS” sheet in the “Seattle capital gains tax estimates 2024-11-08.xlsx” spreadsheet file.

The chart below shows the year-over-year changes in the total net capital gain amounts and compares them to the year-over-year changes in the S&P 500 Index. The following observations can be made:

1. **Changes in reported total capital gains are correlated with change in the S&P 500 Index**, they tend to move in the same direction
2. **Changes in reported capital gains are more than twice as volatile as changes in S&P 500 index.**
This is due to an amplification since the decision to sell some stock held depends itself on the change in the stock prices - an individual holding stocks is more likely to sell it and realize the gain in a year when stock prices increase significantly, vice versa, in a year when stock prices decline fewer individuals will sell them, preferring to hold and wait for prices to recover.



In addition, inspecting the underlying data reveals the following facts:

3. Reported total capital gains grew 11 years out of 16 and declined in remaining 5 (only 2 of those were years when a recession took place).
4. Reported **total capital gains grew on average 17% in Washington State, in the years when the change was positive they grew on average 40%, in the those when the change was negative they declined on average 21%.**
5. The change in the reported capital gains flipped sign in 8 out of 16 years - **a year with positive growth in total capital gains is often followed by a year when total capital gains decline.**

5. Seattle city capital gains tax estimate

Forecast Office has requested data from the Washington State's Department of Revenue that would help to estimate the share of the revenue collected in Seattle city. This information tax can be found in the "DOR Seattle and King County" sheet, which also provides total revenue collected from taxpayers in King County.

Based on the initial 2023 returns for state's capital gains tax collected as of May 2023, taxpayers located in Seattle city accounted for about 15.8% of total revenues. This estimate is quite lower than the roughly 22.5% estimate based on capital gains reported on IRS federal income tax returns discussed above. The low share is also particularly striking since based on the Department of Revenue data, revenue collected from taxpayers in King County in 2023 constitutes 83.6% of total state's capital gains tax revenues.

Given the 15.8% Seattle share and the September 2024 state's tax forecast of \$445 million in capital gains tax revenues in FY 2027, a 2% tax imposed in Seattle city would generate approximately \$20 million in 2027. Assuming stronger growth in FY 2025 through FY 2027, (as a result of a 55% bounce back in FY 2025 due to a delay caused by Initiative 2019, followed by 18% growth in FY 2026-FY 2027, consistent with average growth in IRS capital gains data discussed below), combined with a larger 22.5% Seattle share would imply about \$51 million raised by a 2% Seattle city tax in 2027.

Overall tax collection will also depend on the extent of outreach, enforcement and auditing efforts. **State estimates assume that compliance is 85% in the first year, 90% in the second year, and 95% thereafter.** In any case, taxpayers can take various steps to reduce their tax obligations. **A 2% Seattle city tax on top of the Washington State 7% tax and the progressive federal tax with rates of 15%/20%/28% would imply a 6.5% to 9% increase in tax burden** (depending on the capital gains amount and thus the federal tax rate). **Studies of the elasticity of capital gains tax revenues have estimated the long run elasticity to be on average about -0.5. This would imply a 3% to 5% reduction in revenues due to changes in taxpayers' behavior.** Short run elasticity can be however notably larger (state's revenue estimates assume it's about twice larger in the first year), and a local tax is likely to have a higher elasticity than state or federal tax. Some taxpayers may be motivated to move and relocation is easier between local jurisdictions than moving out of state or to a different country. The long term effect of the tax on economic activity in city will likely be negative, but it's hard to quantify.

Given the inherent dependence on the performance of financial markets, amplified by the taxpayers' timing decisions, the high possibility of steps taken to reduce taxable gains, and the extreme concentration of the tax base, revenues from capital gains tax imposed in Seattle city are very likely to fluctuate significantly for year to year and from forecast to forecast. The large uncertainty regarding the revenue collection is also reflected in the estimates for a 2% Seattle city tax imposed starting in tax year 2026. **With 90% compliance and an additional reduction based on a -0.5 short run elasticity as taxpayers take various legal steps to reduce their tax obligations, the above estimate of a \$20 million to \$51 million collection in 2027 would be reduced to about \$17.5 million to \$44.5 million. Under the assumption of 85% compliance and an additional reduction based on -1 short run elasticity as taxpayers take further steps to reduce their tax obligations, the estimate would be reduced to about \$16 million to \$40.5 million.**



Legislation Text

File #: CB 120909, **Version:** 1

CITY OF SEATTLE

ORDINANCE _____

COUNCIL BILL _____

AN ORDINANCE establishing a spending plan for proposed use of the proceeds generated from the capital gains excise tax authorized by the ordinance introduced as Council Bill 120908; and adding a new Section 5.66.170 to the Seattle Municipal Code.

WHEREAS, the Department of Housing and Urban Development considers households rent burdened if more than 30 percent of their income is spent on housing costs such as rent and utilities; and

WHEREAS, the Department of Housing and Urban Development considers households severely rent burdened if more than 50 percent of their income is spent on housing costs such as rent and utilities; and

WHEREAS, according to the Census Bureau's annual American Community Survey in 2023, 90,700 households or 44 percent of renter households in Seattle are rent burdened; and

WHEREAS, as of August 2024 United Way reported there were approximately 5,800 City of Seattle residents on the wait list for rental assistance; and

WHEREAS, United Way of King County estimated it would take \$10 million to clear their backlog of households waiting for rental assistance; and

WHEREAS, the city faces a significant lack of funding to support down payment assistance; and

WHEREAS, according to the Brookings Institution, Black Americans have a homeownership rate of 46.4 percent compared to 75.8 percent of white Americans; and

WHEREAS, owning a home is not just a dream but a critical step toward creating and preserving wealth that can be passed down through generations; and

WHEREAS, according to the US Census Bureau King County had a 61.5 percent homeownership rate while

Black residents had only a 28 percent homeownership rate; and

WHEREAS, homeownership is a key way to build intergenerational wealth and racial covenants, and redlining restricted the ability of nonwhite residents of Seattle to buy homes; and

WHEREAS, according to the Congressional Research Service homeownership increases the tax base and encourages social and political involvement; and

WHEREAS, according to United Way of King County, 32 percent of Black and 26 percent of Latino adults experience food insecurity; and

WHEREAS, communities of color face disproportionate levels of poverty and food insecurity because of historic and systemic racism; NOW, THEREFORE,

BE IT ORDAINED BY THE CITY OF SEATTLE AS FOLLOWS:

Section 1. Proceeds from the new capital gains excise tax imposed by the ordinance introduced as Council Bill 120908 may only be used as described in Section 2 of this ordinance. The Council intends to adopt by resolution, or through adoption of the annual budget, spending details by year and program area to provide: (1) specific allocations of funds for each program area based on the anticipated annual revenue from the capital gains excise tax authorized by the ordinance introduced as Council Bill 120908; and (2) programmatic details such as incomes levels served by proposed investments. The spending plan may be amended from time to time by the City Council by ordinance.

Section 2. A new Section 5.66.170 is added to the Seattle Municipal Code as follows:

5.66.170 Capital gains excise tax - Allocation of proceeds

Proceeds of the capital gains excise tax are intended to support rental assistance to rent burdened households, down payment assistance to low, moderate, and workforce households, and food assistance to food insecure households.

Section 3. This ordinance shall take effect as provided by Seattle Municipal Code Sections 1.04.020 and 1.04.070.

Passed by the City Council the _____ day of _____, 2024, and signed by
me in open session in authentication of its passage this _____ day of _____, 2024.

President _____ of the City Council

Approved / returned unsigned / vetoed this _____ day of _____, 2024.

Bruce A. Harrell, Mayor

Filed by me this _____ day of _____, 2024.

Scheereen Dedman, City Clerk

(Seal)

SUMMARY and FISCAL NOTE

Department:	Dept. Contact:	CBO Contact:
LEG	Tom Mikesell	n/a

1. BILL SUMMARY

Legislation Title: AN ORDINANCE establishing a spending plan for proposed use of the proceeds generated from the capital gains excise tax authorized by the ordinance introduced as Council Bill 120908; and adding a new Section 5.66.170 to the Seattle Municipal Code.

Summary and Background of the Legislation: This ordinance restricts the use revenues from a new capital gains excise tax imposed in Council Bill 120908 to support rental assistance to rent burdened households, down payment assistance to low, moderate, and workforce households, and food assistance to food insecure households. The ordinance also states the City Council's intent to adopt more specific allocations of the capital gains excise tax funds, through either a separate resolution, or the annual budget process.

3. SUMMARY OF FINANCIAL IMPLICATIONS

Does this legislation have financial impacts to the City? ☐ Yes ☒ No

This ordinance restricts expenditure of revenues from a new capital gains excise tax and does not increase nor decrease city revenues and/or expenditures.

3.d. Other Impacts

Does the legislation have other financial impacts to The City of Seattle, including direct or indirect, one-time or ongoing costs, that are not included in Sections 3.a through 3.c? If so, please describe these financial impacts.

No.

If the legislation has costs, but they can be absorbed within existing operations, please describe how those costs can be absorbed. The description should clearly describe if the absorbed costs are achievable because the department had excess resources within their existing budget or if by absorbing these costs the department is deprioritizing other work that would have used these resources.

This legislation will require budget and financial management staff and systems to adhere to expenditure constraints, which is within the scope of current operations.

Please describe any financial costs or other impacts of *not* implementing the legislation.

4. OTHER IMPLICATIONS

- a. **Please describe how this legislation may affect any departments besides the originating department.**

This ordinance restricts funds that are new to the City to specific uses, which may increase budgets in departments that provide services within the scope of the restricted uses.

- b. **Does this legislation affect a piece of property? If yes, please attach a map and explain any impacts on the property. Please attach any Environmental Impact Statements, Determinations of Non-Significance, or other reports generated for this property.**

No.

- c. **Please describe any perceived implication for the principles of the Race and Social Justice Initiative.**

- i. **How does this legislation impact vulnerable or historically disadvantaged communities? How did you arrive at this conclusion? In your response please consider impacts within City government (employees, internal programs) as well as in the broader community.**

This ordinance would restrict the use of new capital gains excise tax revenue to rental assistance for rent burdened households, down payment assistance to low, moderate, and workforce households, and food assistance to food insecure households, which would result in higher levels of fiscal support to historically disadvantaged communities.

- ii. **Please attach any Racial Equity Toolkits or other racial equity analyses in the development and/or assessment of the legislation.**

- iii. **What is the Language Access Plan for any communications to the public?**

- d. **Climate Change Implications**

- i. **Emissions: How is this legislation likely to increase or decrease carbon emissions in a material way? Please attach any studies or other materials that were used to inform this response.**

N/A

- ii. **Resiliency: Will the action(s) proposed by this legislation increase or decrease Seattle's resiliency (or ability to adapt) to climate change in a material way? If so, explain. If it is likely to decrease resiliency in a material way, describe what will or could be done to mitigate the effects.**

N/A

- e. **If this legislation includes a new initiative or a major programmatic expansion: What are the specific long-term and measurable goal(s) of the program? How will this legislation help achieve the program's desired goal(s)? What mechanisms will be used to measure progress towards meeting those goals?**

5. CHECKLIST

Please click the appropriate box if any of these questions apply to this legislation.

- ☐ **Is a public hearing required?**
- ☐ **Is publication of notice with *The Daily Journal of Commerce* and/or *The Seattle Times* required?**
- ☐ **If this legislation changes spending and/or revenues for a fund, have you reviewed the relevant fund policies and determined that this legislation complies?**
- ☐ **Does this legislation create a non-utility CIP project that involves a shared financial commitment with a non-City partner agency or organization?**
If yes, please review requirements in Resolution 31203 for applicability and complete and attach "Additional risk analysis and fiscal analysis for non-utility partner projects" form.

6. ATTACHMENTS

List Summary Attachments (if any):