



SEATTLE CITY COUNCIL

Finance, Native Communities, and Tribal Governments Committee

Agenda

Wednesday, April 16, 2025

9:30 AM

Council Chamber, City Hall
600 4th Avenue
Seattle, WA 98104

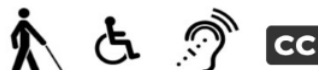
Dan Strauss, Chair
Maritza Rivera, Vice-Chair
Robert Kettle, Member
Sara Nelson, Member
Rob Saka, Member

Chair Info: 206-684-8806; Dan.Strauss@seattle.gov

[Watch Council Meetings Live](#) [View Past Council Meetings](#)

Council Chamber Listen Line: 206-684-8566

The City of Seattle encourages everyone to participate in its programs and activities. For disability accommodations, materials in alternate formats, accessibility information, or language interpretation or translation needs, please contact the Office of the City Clerk at 206-684-8888 (TTY Relay 7-1-1), CityClerk@Seattle.gov, or visit <https://seattle.gov/cityclerk/accommodations> at your earliest opportunity. Providing at least 72-hour notice will help ensure availability; sign language interpreting requests may take longer.



SEATTLE CITY COUNCIL
Finance, Native Communities, and Tribal
Governments Committee
Agenda
April 16, 2025 - 9:30 AM

Meeting Location:

Council Chamber, City Hall , 600 4th Avenue , Seattle, WA 98104

Committee Website:

<https://seattle.gov/council/committees/finance-native-communities-and-tribal-governments>

This meeting also constitutes a meeting of the City Council, provided that the meeting shall be conducted as a committee meeting under the Council Rules and Procedures, and Council action shall be limited to committee business.

Members of the public may register for remote or in-person Public Comment to address the Council. Details on how to provide Public Comment are listed below:

Remote Public Comment - Register online to speak during the Public Comment period at the meeting at

<https://www.seattle.gov/council/committees/public-comment>

Online registration to speak will begin one hour before the meeting start time, and registration will end at the conclusion of the Public Comment period during the meeting. Speakers must be registered in order to be recognized by the Chair.

In-Person Public Comment - Register to speak on the Public Comment sign-up sheet located inside Council Chambers at least 15 minutes prior to the meeting start time. Registration will end at the conclusion of the Public Comment period during the meeting. Speakers must be registered in order to be recognized by the Chair.

Pursuant to Council Rule VI.C.10, members of the public providing public comment in Chambers will be broadcast via Seattle Channel.

Please submit written comments to all Councilmembers four hours prior to the meeting at Council@seattle.gov or at Seattle City Hall, Attn: Council Public Comment, 600 4th Ave., Floor 2, Seattle, WA 98104.

Please Note: Times listed are estimated

A. Call To Order

B. Approval of the Agenda

C. Public Comment

D. Items of Business

1. April 2025 Economic and Revenue Forecasts

*Supporting
Documents:*

[Presentation - April 2025 Economic and Revenue Forecast](#)

Briefing and Discussion (60 minutes)

Presenters: Jan Duras and Sean Thompson, Office of Economic and Revenue Forecasts; Dave Hennes, Alex Zhang, and Joseph Russell, City Budget Office; Ben Noble and Tom Mikesell, Council Central Staff

2. [CB 120970](#) **AN ORDINANCE relating to acceptance of funding from non-City sources; authorizing the heads of various departments to accept and authorize the expenditure of specified grants, private funding, and subsidized loans and to execute, deliver, and perform corresponding agreements; amending Ordinance 127156, which adopted the 2025 Budget, including the 2025-2030 Capital Improvement Program (CIP); changing appropriations to various departments and budget control levels, and from various funds in the Budget; revising project allocations for certain projects in the 2025-2030 CIP; creating positions; and ratifying and confirming certain prior acts.**

Supporting Documents:

[Summary and Fiscal Note](#)

[Summary Att A – 2025 Q1 Acceptance Ordinance Detail Table](#)

[Central Staff Memo - 2025 Q1 Grant Acceptance and Appropriation Ordinance](#)

[Presentation - 2025 Q1 Grant Acceptance Appropriation Ordinance](#)

Briefing and Discussion (30 minutes)

Presenter: Edin Sisic, Council Central Staff

E. Adjournment



Legislation Text

File #: Inf 2665, **Version:** 1

April 2025 Economic and Revenue Forecasts



Economic and Revenue Forecast April 2025

**Finance, Native Communities, and Tribal Governments
Committee
April 16, 2025**

**Office of Economic and Revenue Forecasts
&
City Budget Office**

Outline

This presentation is an abbreviated version of that provided to the Forecast Council on April 10th. In addition, it includes relevant information and data that became available since then.

Part I: Update on recent economic developments and summary of the April economic forecasts

- Update on current economic developments in the U.S. economy
- S&P Global's U.S. economic forecast
- Seattle's economic performance in 2024
- Forecast Office's regional economic forecast for Seattle Metropolitan Division (King and Snohomish counties)

Part II: 2024 Actuals and the April revenue forecast for 2025-2026

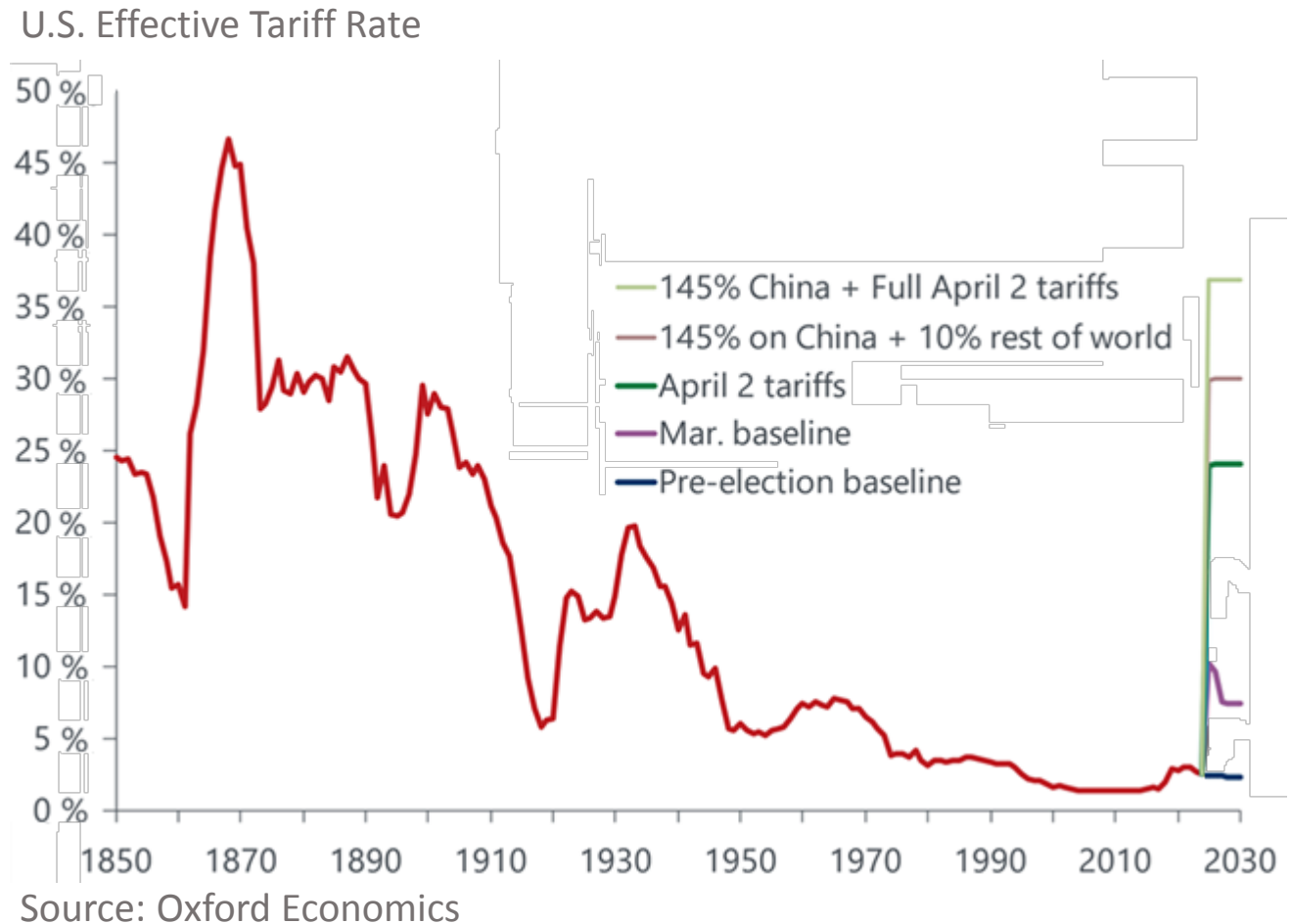
- Actual 2024 revenues
- General Fund Revenues Forecast
- Selected Other Government Revenues

Recent economic developments



Announced tariffs are *much* larger than expected in March...

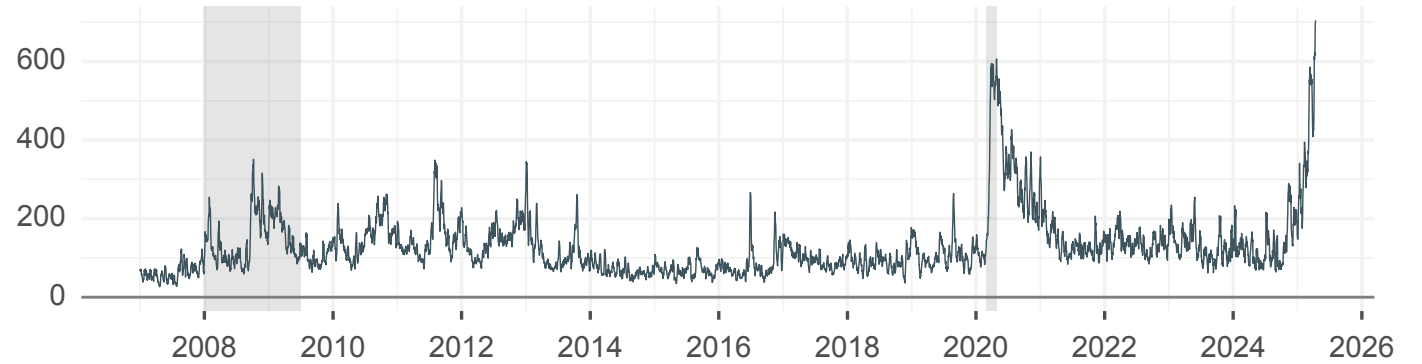
- March S&P Global forecast for U.S. economy that served as the starting point to developed the presented regional economic and revenue forecast was released on March 13.
- Tariffs announced on April 2 are *much* larger than what was anticipated in March.
- On April 9, a 90-day pause was announced for the larger country-specific April 2 tariffs, reverting to an across-the-board 10% tariff, except for China.
- Total tariffs imposed on China jumped to 145%, China will place an 125% tariff on its imports from the U.S.



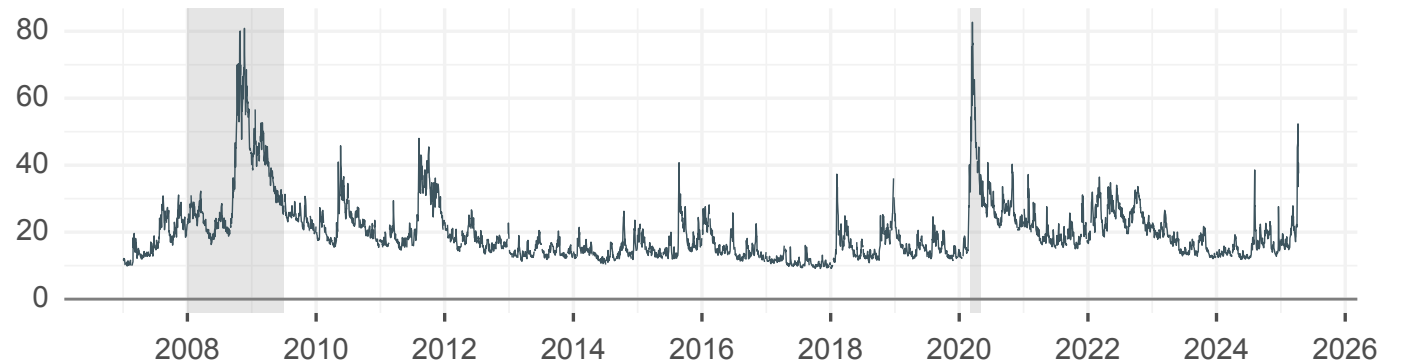
... and there is a lot of uncertainty around them

- **There's an extraordinary amount of economic uncertainty.**
- Large changes in trade policy will significantly impact the global economy. Economic impacts on output, prices, and employment are however hard to assess.
- The uncertainty has led to a steep drop in stock prices and a spike in the stock market volatility.
- Recession fears resurfaced over past few weeks and increased dramatically after tariff announcements on April 2.
- In the survey of 64 economists conducted by the Wall Street Journal between April 4 and 8, the average for the probability of a recession in the next 12 months was 45%.

Economic Policy Uncertainty Index (EPU)



CBOE Volatility Index (VIX)



Note: EPU data through April 13, 2025, VIX through April 11, 2025. Shaded areas denote recessions.

Stock market has been in turmoil since April 2

- Markets recovered from the losses partially, but volatility will most likely linger.
- Any persistent decline will have a direct impact on Payroll Expense Tax revenues.
- Wealth effects will not be negligible either, so other revenues will be affected as well.
- Elevated volatility and uncertainty will likely have a negative impact on consumer and business sentiment and thus on consumption, investment, and hiring decisions. This will further weigh down on City's revenues.

U.S. S&P 500 Index



Note: Data through April 11, 2025. Shaded areas denote recessions.

Economic outlook for U.S. and Seattle MD Area

April Forecast - Adopted forecast scenario

- **During the April 10 meeting, based on the recommendation of the Forecast Office, the Forecast Council adopted the pessimistic scenario of the regional economic and revenue forecast as the official April 2025 forecast.**
- **The adopted pessimistic scenario forecast for regional economy and City's revenues is based on the pessimistic scenario forecast for U.S. national economy, released by S&P Global on March 13th.**
- S&P Global assigned 50% probability to their March baseline scenario forecast and 25% to the pessimistic scenario.
- The outlook has however deteriorated rather dramatically since then. The March pessimistic scenario does not assume a recession, estimates of recession probability have however recently reached 40%-60%.
- In addition, there are several notable forecast risks
 - Large uncertainty regarding the impact of federal, state, and local policies on job growth in Seattle.
 - Washington State and Seattle economies are dependent on trade and tourism.
 - Tariffs, higher interest rates, and uncertainty will further contribute to the construction sector downturn.
- Given recent developments and the risks to the forecast, the Forecast Office considers the March pessimistic scenario for economic and revenue forecasts to be the more likely outcome.

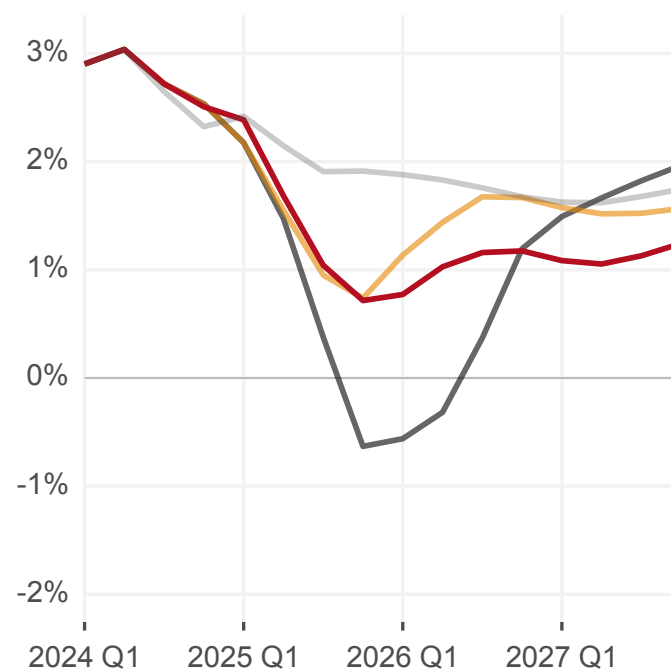
U.S. Economic Forecast – Economic and Employment Growth

- The March S&P Global forecast for U.S. was released on March 13.
- Compared to the March baseline scenario, the March pessimistic scenario assumes higher tariffs and larger counterresponse by affected countries, leading to higher inflation and slower economic growth.
- March pessimistic scenario is a *growth* recession – slower economic growth but real GDP does not decline.
- The April S&P Global forecast for U.S. was released after April 10th Forecast Council meeting. April baseline scenario is very similar to March pessimistic scenario. April pessimistic scenario features a recession, with real GDP and employment declines starting in 2025 Q3.

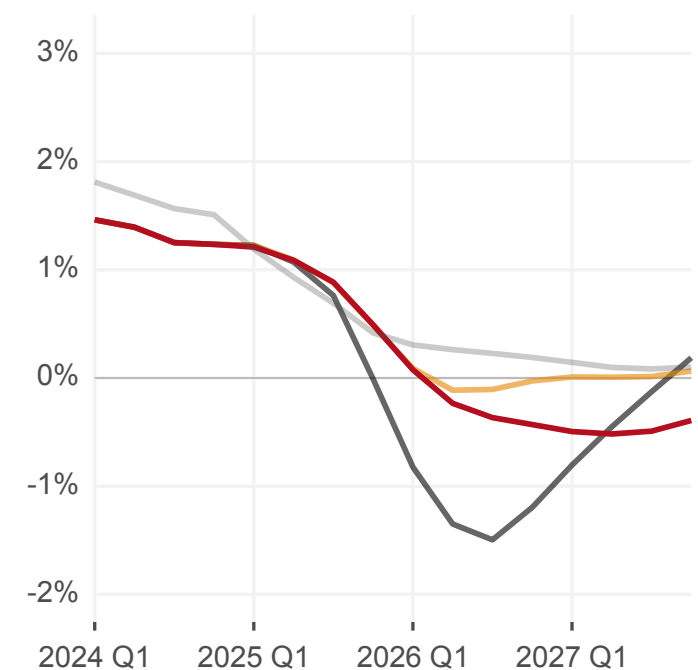
U.S. Economic Forecast

■ Oct 2024 Baseline ■ Mar 2025 Pessimistic ■ Apr 2025 Baseline ■ Apr 2025 Pessimistic

Real GDP (% chg. year over year)



Employment (% chg. year over year)



Source: S&P Global Market Intelligence

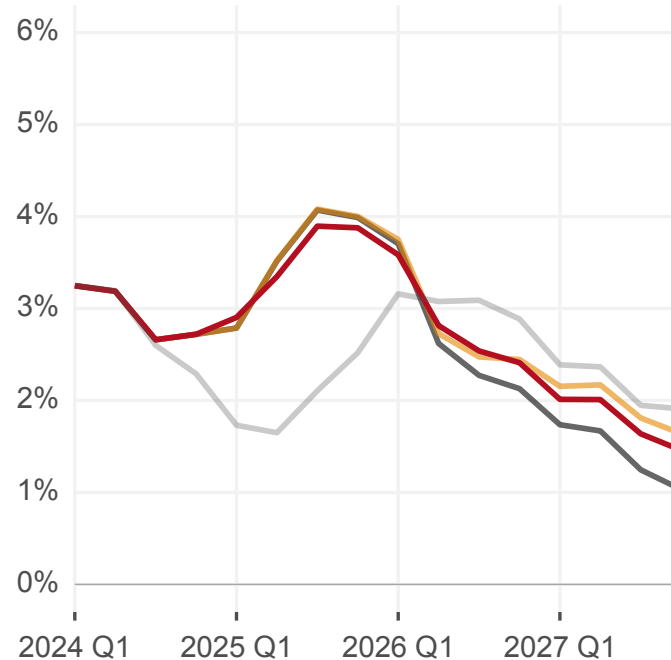
U.S. Economic Forecast – Inflation and Interest Rates

- Back in October 2024, monetary policy easing was expected to continue throughout 2025.
- The outlook regarding monetary policy has become much more uncertain since then.
- Tariffs have made Federal Reserve’s decisions more difficult.
- Lower interest rates would stimulate the economy and prevent larger job losses.
- Keeping interest rates higher prevents the inflation expectations from becoming “unanchored”, which would lead to rising inflation that is hard to get under control.

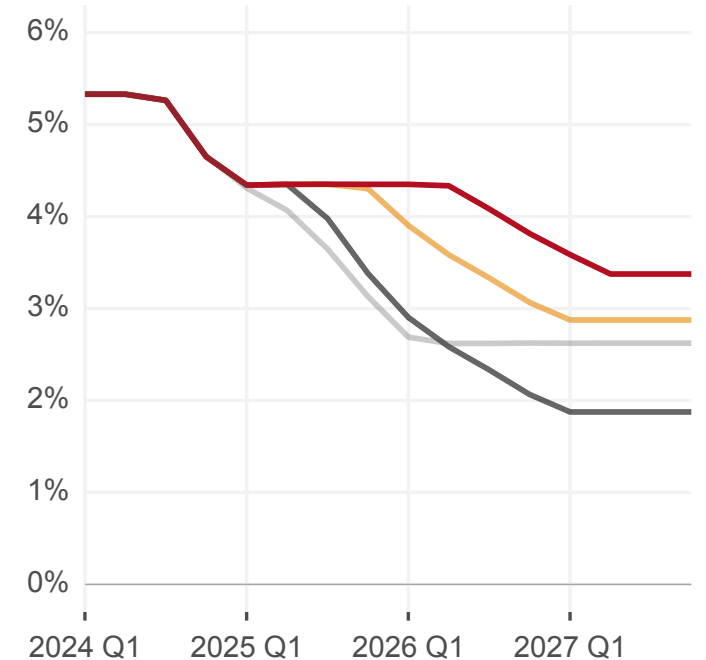
U.S. Economic Forecast

■ Oct 2024 Baseline ■ Mar 2025 Pessimistic ■ Apr 2025 Baseline ■ Apr 2025 Pessimistic

CPI-U (% chg. year over year)



Federal funds effective rate (% per annum)



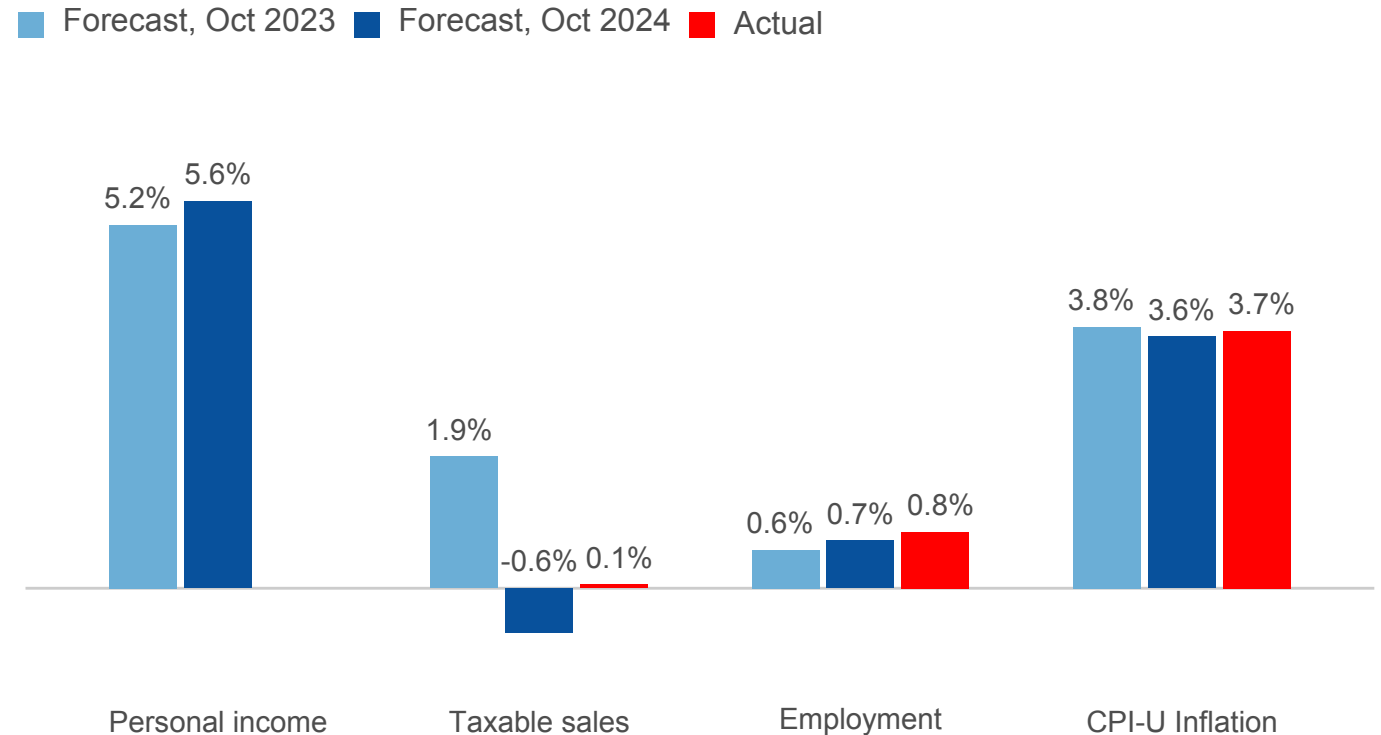
Source: S&P Global Market Intelligence



Seattle area - Economic performance in 2024, Forecast vs Actual

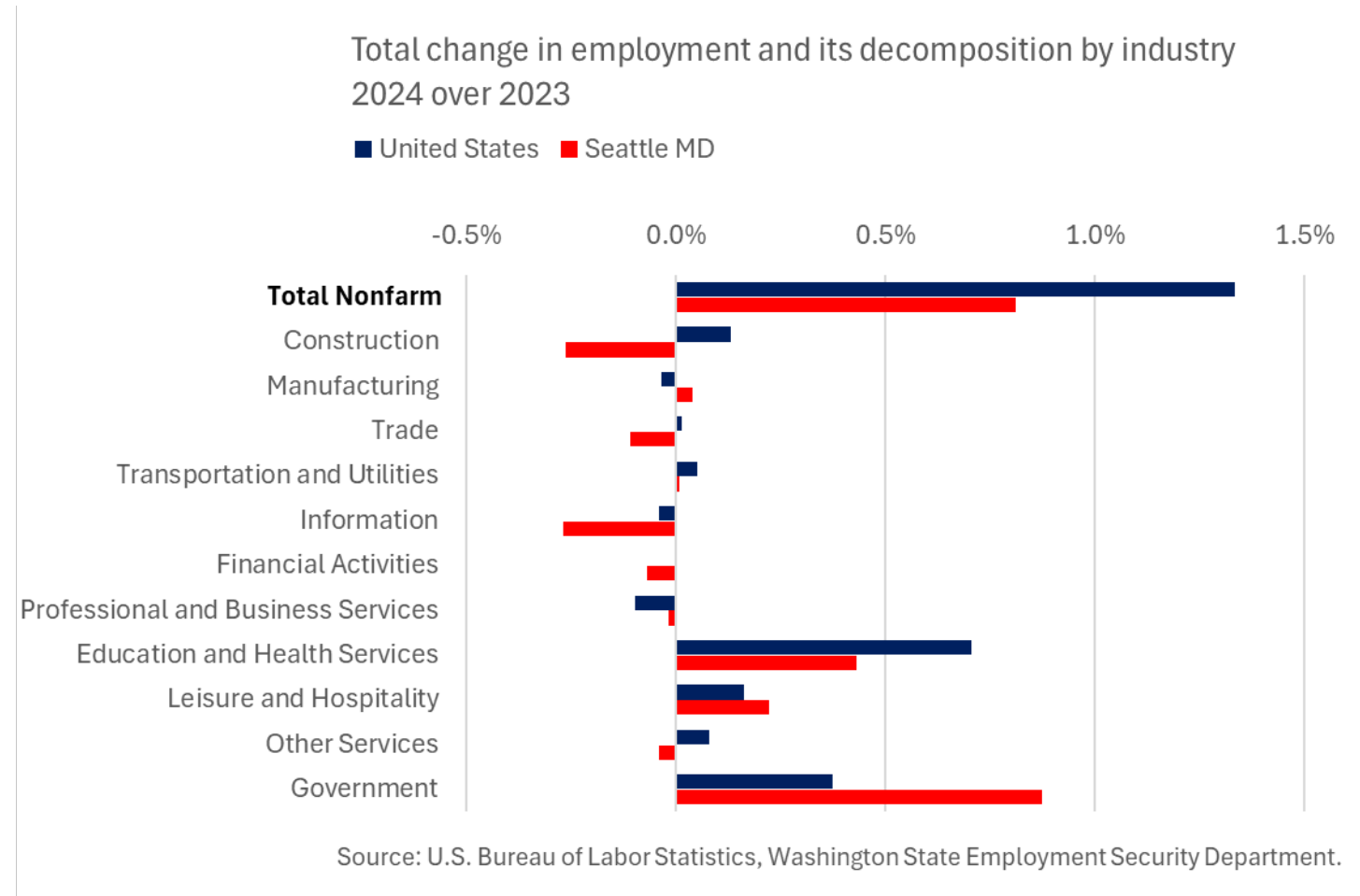
- Regional job growth was marginally above our forecasts in 2024, but it was notably weaker than in the national economy.
- Regional inflation remained higher than at the national level, but it cooled down faster and was in general in line with our expectations.
- Seattle's taxable sales were flat. Consumer spending in the city was weaker than in national economy and the sales tax from trade sector declined 1.4% year-over-year. Moreover, taxable sales in the construction sector declined 7.1% from 2023, further weighing down on total sales tax revenue collection.

Seattle area economy, Forecast vs Actual



Job growth in Seattle MD has been weaker than in the U.S.

- Regional employment grew only 0.8% in 2024, compared to the 1.3% growth at the national level
- Solid growth in Educational and Health Services, and Government sectors was largely offset by notable declines in Construction, Trade, and Information.



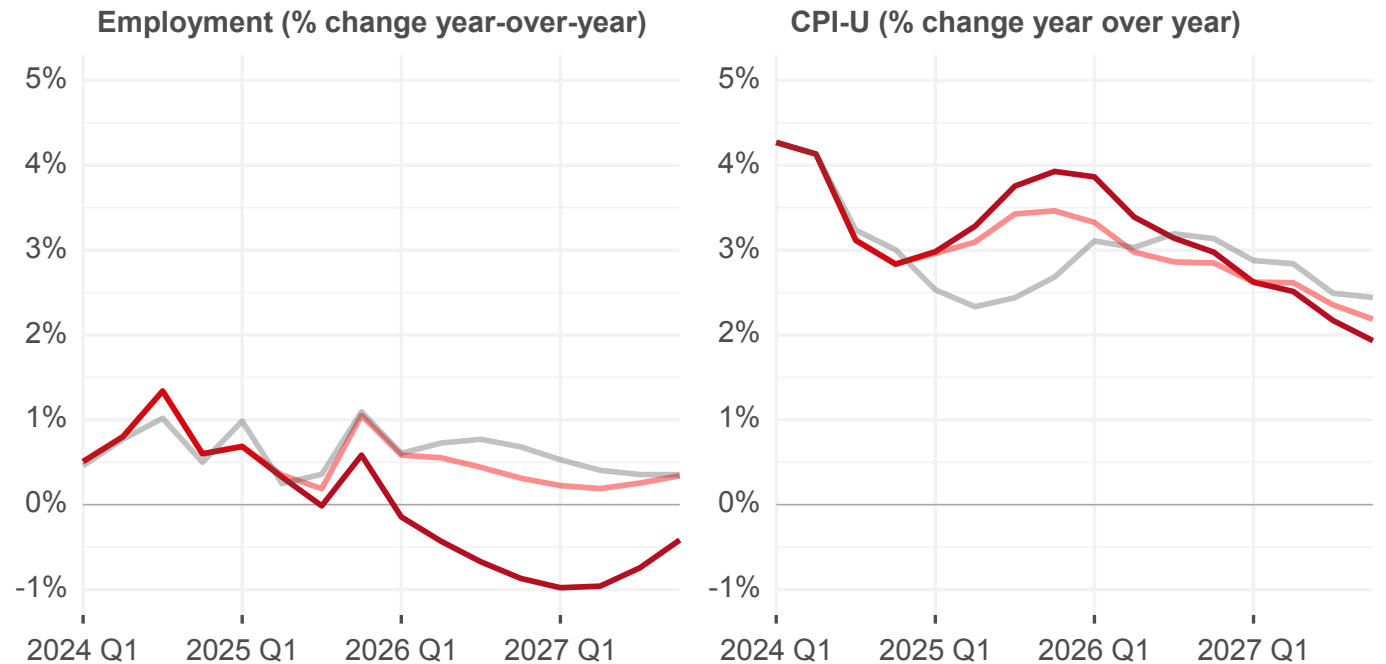
Regional employment forecast for Seattle Metropolitan Division

- Regional economic forecast was developed based on the March S&P Global forecast for U.S. economy released on March 13.
- In March, S&P Global assigned 50% probability to their baseline scenario, 25% to the pessimistic scenario, and 25% to the optimistic scenario.
- March pessimistic scenario is a *growth* recession – slower economic growth but real GDP does not decline.
- In the March pessimistic scenario, adopted by the Forecast Council as the official forecast, regional employment declines about 1.5% between 2025 Q2 and 2027 Q3

Regional Forecast for Seattle area

Year-over-year CPI-U change

■ Oct 2024 Baseline ■ Mar 2025 Baseline ■ Mar 2025 Pessimistic



Note: Employment for Seattle MD (King & Snohomish counties), CPI-U for Seattle MSA (King, Snohomish, Pierce)



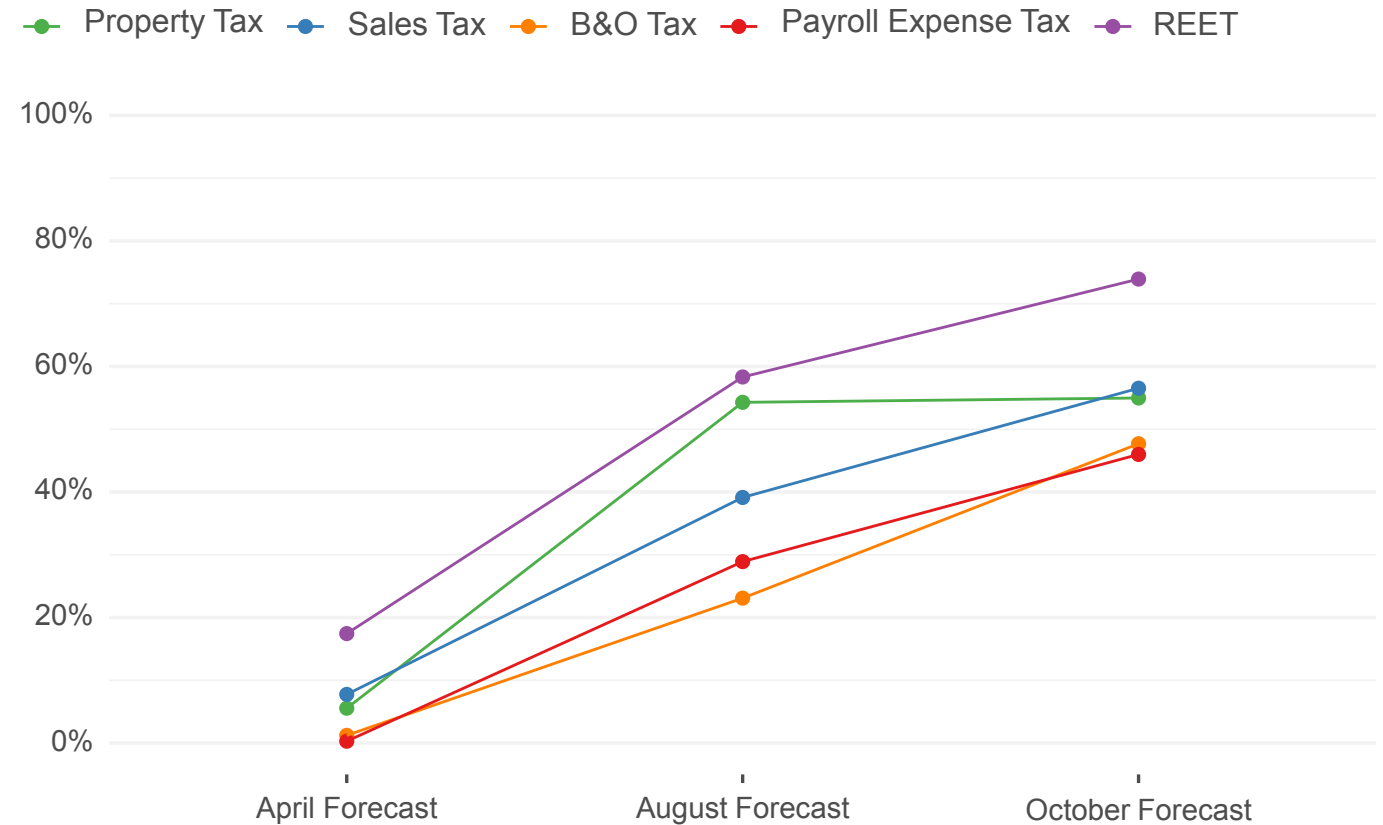
2024 Revenue Actuals



For largest revenues little is collected by April

- The April revenue forecasts are informed primarily by the economic outlook for current year and information about revenue collected in the previous year - little revenue has been collected for current year so far.
- About half of the annual General Fund revenue is collected by the time of the October update.
- The share of total annual revenue collected by the time of October update however varies a lot by revenue stream. In 2024, almost 75% of REET revenue had been collected by that point, but just 46% of Payroll Expense Tax revenue.

Share of revenue collected in 2024 by the time of forecast updates



General Fund Revenues - 2024 Actuals vs Forecast (\$ millions)

Revenue Source	Forecast, Oct. 2024, \$ mil.	Actual Revenues, \$ mil.	Variance from forecast, \$ mil.	Variance from forecast, %
Property Tax (Including Medic One Levy)	\$382.9	\$379.0	-\$3.9	-1.0%
Sales & Use Tax	\$338.1	\$340.4	\$2.3	0.7%
Business & Occupation Tax	\$354.0	\$353.3	-\$0.7	-0.2%
Utility Tax - Private	\$37.4	\$40.5	\$3.1	8.3%
Utility Tax - Public	\$214.8	\$217.7	\$2.8	1.3%
Other City Taxes	\$12.7	\$14.7	\$2.1	16.2%
Parking Meters	\$39.3	\$39.2	-\$0.1	-0.4%
Court Fines	\$18.9	\$18.4	-\$0.5	-2.7%
Licenses, Permits, Interest Income and Other	\$71.1	\$72.7	\$1.6	2.3%
Revenue from Other Public Entities	\$19.7	\$19.4	-\$0.3	-1.3%
Service Charges & Reimbursements	\$83.3	\$84.1	\$0.9	1.0%
Grants	\$67.9	\$22.8	-\$45.1	-66.5%
Fund Balance Transfers	\$114.0	\$113.0	-\$1.0	-0.8%
Total General Fund	\$1,754.0	\$1,715.2	-\$38.8	-2.2%
Total General Fund w/o Grants and Transfers	\$1,572.1	\$1,579.4	\$7.3	0.5%

Note: Revenues highlighted blue are in the purview of the Office of Economic and Revenue Forecasts, forecasts for remaining revenues come from City Budget Office.

Selected Other Revenues - 2024 Actuals vs Forecast (\$ millions)

Revenue Source	Forecast, Oct. 2024, \$mil.	Actual Revenues, \$ mil.	Variance from forecast, \$ mil.	Variance from forecast, %
Payroll Expense Tax	\$406.8	\$360.0	-\$46.7	-11.5%
Real Estate Excise Tax	\$58.9	\$62.7	\$3.9	6.5%
Admission Tax	\$25.8	\$24.8	-\$1.0	-3.9%
Sweetened Beverage Tax	\$20.9	\$20.2	-\$0.8	-3.7%
Short Term Rental Tax	\$11.9	\$12.1	\$0.1	1.2%
STBD Sales Tax	\$52.8	\$53.0	\$0.2	0.4%
STBD Vehicle License Fee	\$19.5	\$19.6	\$0.2	0.8%
Commercial Parking Tax	\$52.4	\$50.0	-\$2.4	-4.5%
SSTPI - School Zone Speed Enforcement	\$9.8	\$8.5	-\$1.3	-12.8%

Note: Revenues highlighted blue are in the purview of the Office of Economic and Revenue Forecasts, forecasts for remaining revenues come from City Budget Office.

Revenue Forecast for 2025-2026



General Fund Revenues - Pessimistic Scenario Forecast (\$ millions)

Revenue Source	Actuals	April Forecast		Difference from 2025-2026 Adopted		2 Year Total Difference	% Change from 2025-2026 Adopted	
	2024	2025	2026	2025	2026		2025	2026
Property Tax (Including Medic One Levy)	\$379.0	\$388.4	\$398.9	\$0.1	-\$4.1	-\$4.0	0.0%	-1.0%
Sales & Use Tax	\$340.4	\$343.2	\$342.5	-\$0.8	-\$8.5	-\$9.3	-0.2%	-2.4%
Business & Occupation Tax	\$353.3	\$368.6	\$385.0	-\$0.8	-\$9.6	-\$10.4	-0.2%	-2.4%
Utility Tax - Private	\$40.5	\$39.1	\$37.8	\$4.6	\$4.8	\$9.4	13.3%	14.7%
Utility Tax - Public	\$217.7	\$208.2	\$215.5	-\$6.7	-\$7.1	-\$13.8	-3.1%	-3.2%
Other City Taxes	\$14.7	\$14.0	\$14.2	\$0.2	-\$0.1	\$0.1	1.7%	-0.7%
Parking Meters	\$39.2	\$38.0	\$37.0	-\$2.7	-\$5.9	-\$8.6	-6.7%	-13.7%
Court Fines	\$18.4	\$23.9	\$22.9	-\$1.4	-\$1.2	-\$2.6	-5.4%	-4.9%
Licenses, Permits, Interest Income and Other	\$73.6	\$73.2	\$72.7	-\$0.8	-\$4.0	-\$4.9	-1.1%	-5.3%
Revenue from Other Public Entities	\$19.4	\$20.4	\$20.5	\$0.5	-\$0.1	\$0.4	2.4%	-0.3%
Service Charges & Reimbursements	\$84.1	\$79.2	\$80.5	-\$2.4	-\$4.5	-\$6.9	-2.9%	-5.3%
Grants	\$21.9	\$56.2	\$14.7	\$41.4		\$41.4	281.5%	
Fund Balance Transfers	\$113.0	\$315.0	\$275.8					
Total	\$1,715.2	\$1,967.5	\$1,918.0	\$31.2	-\$40.2	-\$9.0	1.6%	-2.1%
Total w/o Grants and Transfers	\$1,580.3	\$1,596.3	\$1,627.5	-\$10.2	-\$40.2	-\$50.4	-0.6%	-2.4%

Annual Growth w/o Grants and Transfers	1.7%	1.0%	1.9%	-0.6%	-1.9%
Seattle MSA CPI-U inflation	3.7%	3.6%	3.4%	1.1%	0.3%

Note: Revenues highlighted blue are in the purview of the Office of Economic and Revenue Forecasts, forecasts for remaining revenues come from City Budget Office.

Selected Other Revenues - Pessimistic Scenario Forecast (\$ millions)

Revenue Source	Actuals	April Forecast		Difference from 2025-2026 Adopted		2 Year Total Difference	% Change from 2025-2026 Adopted	
	2024	2025	2026	2025	2026		2025	2026
Payroll Expense Tax	\$360.0	\$359.2	\$380.0	-\$81.3	-\$86.1	-\$167.4	-18.5%	-18.5%
REET	\$62.7	\$65.2	\$80.1	-\$1.2	-\$5.6	-\$6.8	-1.8%	-6.5%
Admission Tax	\$24.6	\$25.4	\$26.0	-\$1.1	-\$1.3	-\$2.3	-4.1%	-4.6%
Sweetened Beverage Tax	\$20.1	\$19.8	\$19.6	-\$1.5	-\$2.1	-\$3.7	-7.2%	-9.8%
Short Term Rental Tax	\$12.1	\$11.8	\$12.2	-\$0.6	-\$0.9	-\$1.5	-4.9%	-7.1%
STBD Sales Tax	\$53.0	\$53.5	\$53.4	-\$0.2	-\$1.5	-\$1.7	-0.4%	-2.7%
STBD Vehicle License Fee	\$19.6	\$20.1	\$20.2	-\$0.8	-\$1.1	-\$1.9	-3.9%	-5.1%
Commercial Parking Tax	\$50.0	\$51.1	\$51.9	-\$2.9	-\$2.7	-\$5.6	-5.4%	-4.9%

Note: Revenues highlighted blue are in the purview of the Office of Economic and Revenue Forecasts, forecasts for remaining revenues come from City Budget Office.

April 2025 Pessimistic Scenario Forecast - Summary

- The pessimistic scenario revenue forecast is based on the March pessimistic scenario regional economic forecast developed by the Forecast Office and the March pessimistic scenario U.S. economic forecast from S&P Global.
- Relative to the Adopted Budget forecast from October 2024, the April forecast for General Fund excluding Grants and Transfers has revised the revenues down by \$10.2 million for 2025 and \$40.2 million for 2026.
- The main factor behind the revision is a notably weaker economic outlook, in large part due to remarkably high economic uncertainty around proposed policies and their effects.
- The forecast for Payroll Expense Tax has been revised down by \$81.3 million for 2025 and \$86.1 million in for 2026. This reflects the lower than expected revenue collection in 2024 and a significantly weaker outlook for stock price performance of the main taxpayers (which affects the compensation their employees receive in form of stock grants).
- The pessimistic scenario forecast does not assume an outright recession. The probability of a recession has however increased dramatically over the last couple of weeks. In the survey of 64 economists conducted by the Wall Street Journal between April 4 and 8, the average for the probability of a recession in the next 12 months was 45%.

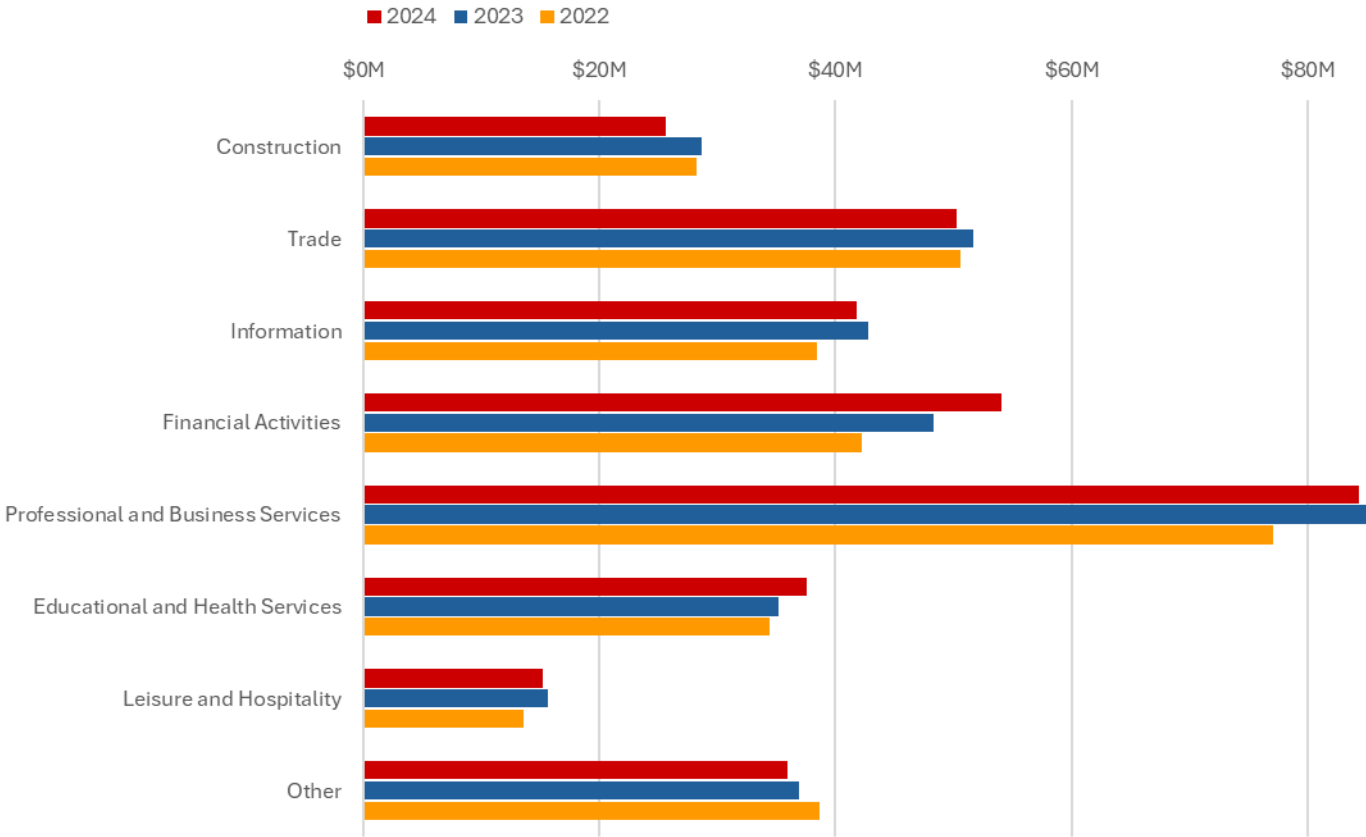
Questions?

Appendix

Business and Occupation Tax - 2024 Actuals

- Tax base for B&O is quite diversified, though professional and business services constitute a notably bigger share than other sectors.
- B&O tax was paid by about 20,000 businesses in 2024.
- Top 10 taxpayers accounted for about 20% of all B&O revenues.
- B&O revenues from Construction sector declined about 11% in 2024.
- B&O revenues from Trade, Information, Professional and Business Services declined 2.7% in 2024 after growing 9.1% in 2023, and on average 7.9% in the 2010-2023 period excluding 2020.

Business & Occupation Tax Revenue by Industry, \$ millions

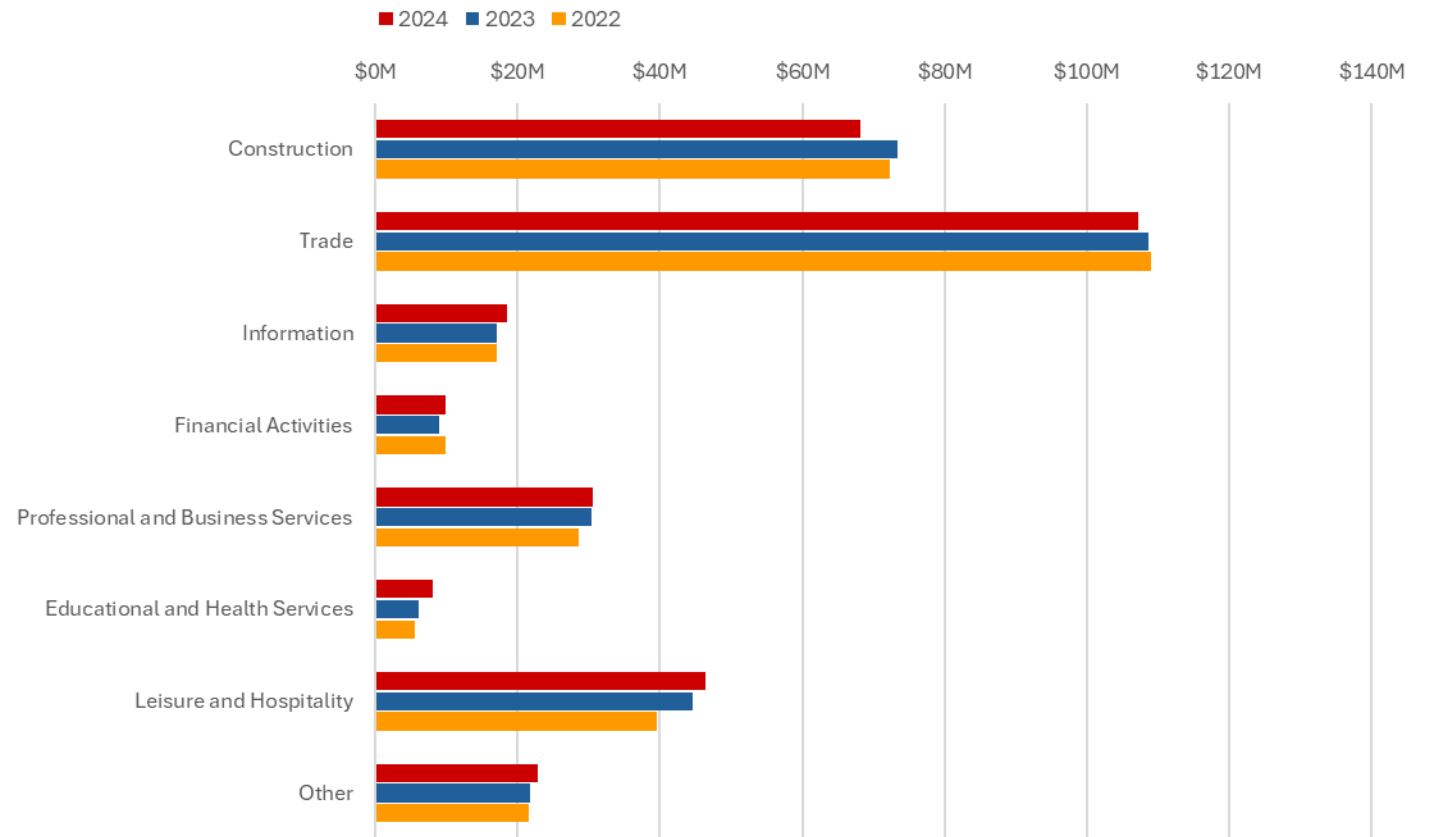


Sales and Use Tax - 2024 Actuals

Tax base for sales tax revenue much less diversified than B&O tax base.

- Trade accounts for one third of total revenue.
- About one quarter of sales tax revenue was in previous years generated by construction sector.
- In 2024 approximately 70,000 taxpayers remitted sales and use tax
- Top 10 taxpayers accounted for about 11% of all sales and use tax revenues in 2024.

Sales and Use Tax Revenue by Industry, \$ millions

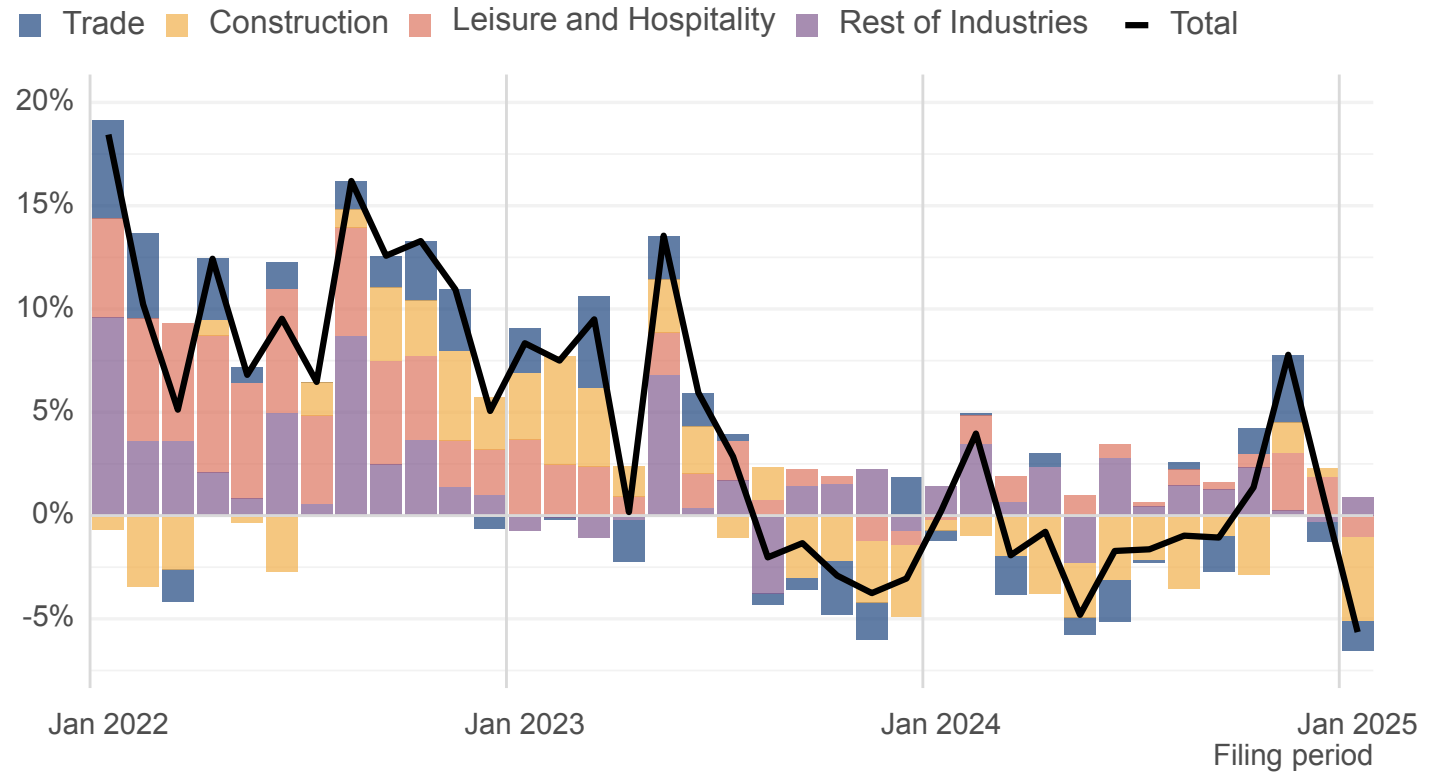


Sales and Use Tax - 2024 Actuals

- Sales tax revenue growth has been weak since the second half of 2023.
- Sales tax obligations increased just 0.1% in 2024.
- Downturn in the construction sector weighs down quite notably on overall tax collection. Taxable sales in the construction sector declined 7.1% between 2023 and 2024.
- Trade sector declined by 1.4% year-over-year.
- These two sectors thus completely offset the gains in Leisure and Hospitality and the Rest of Industries.

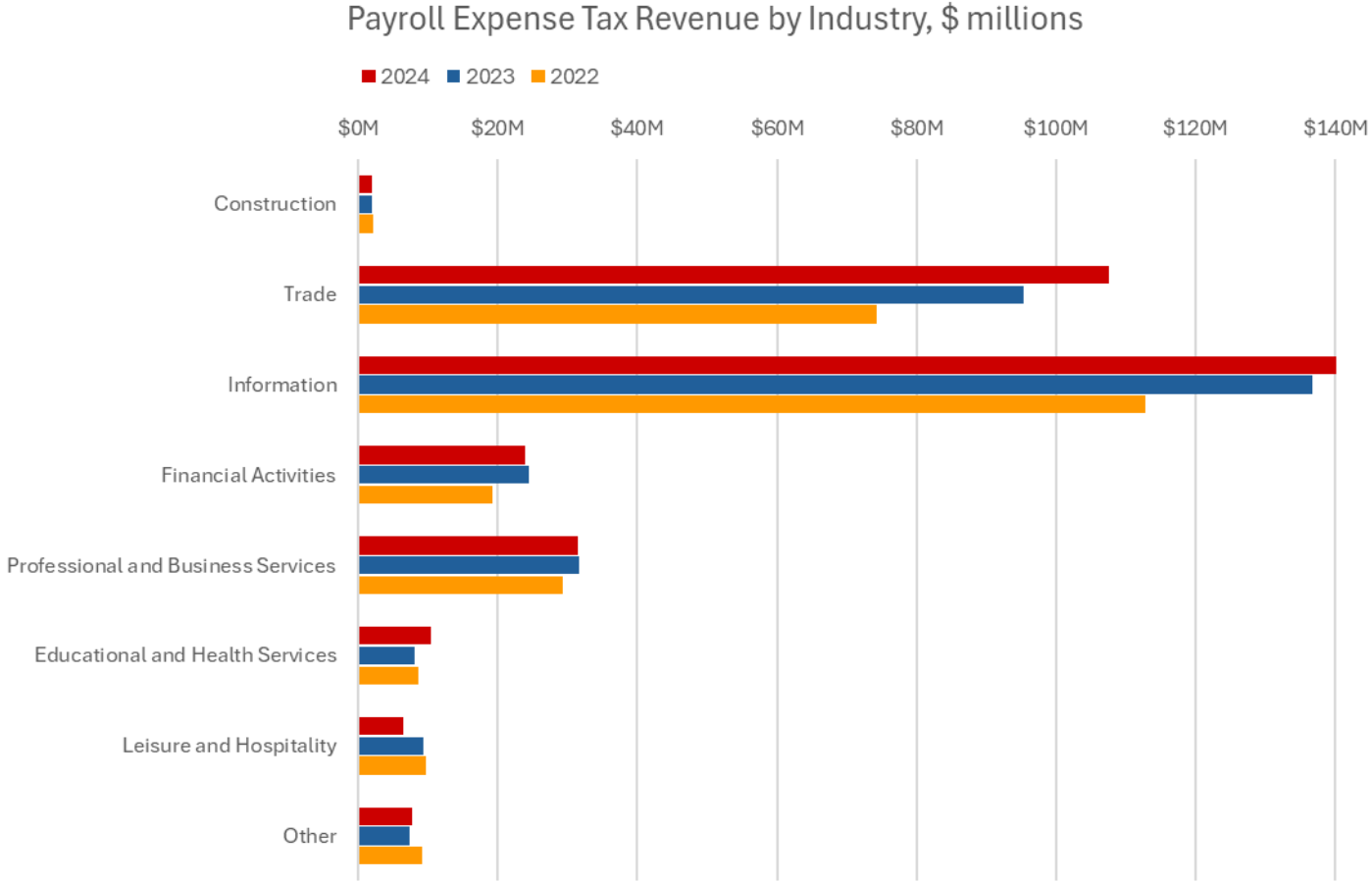
Sales Tax Revenue

Total year-over-year % change and decomposition by industry



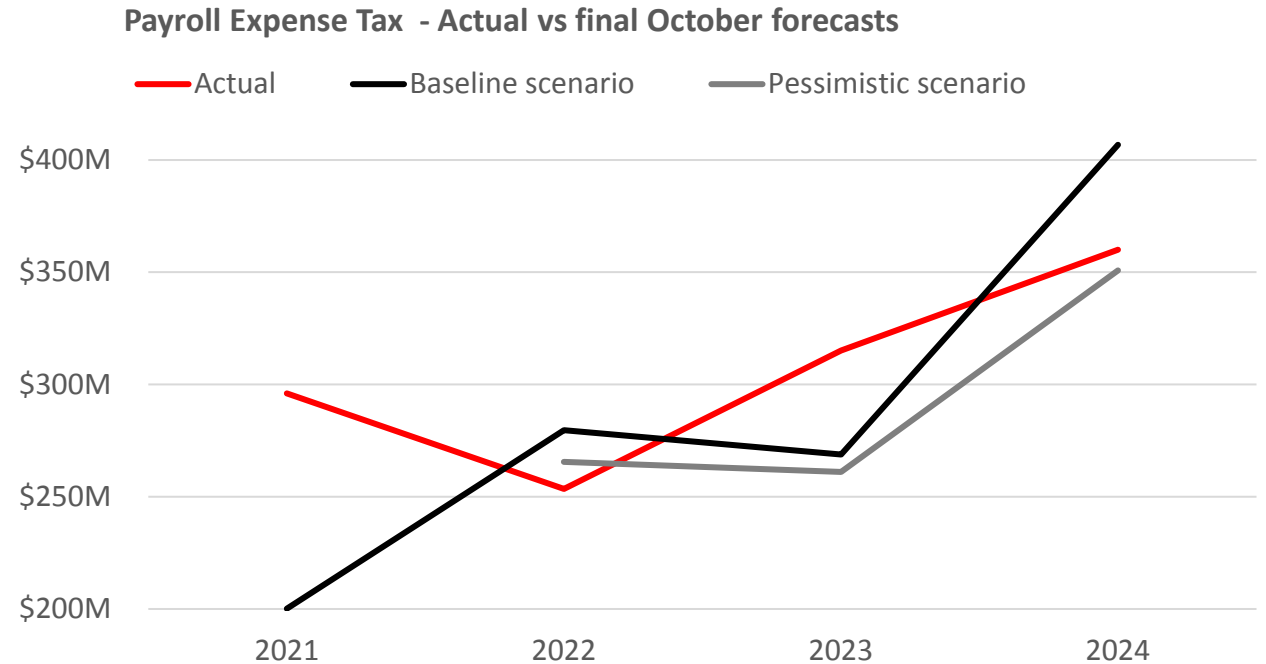
Payroll Expense Tax - 2024 Actuals

- Payroll expense tax is paid by less than 500 companies and is highly concentrated at the top
- In 2024, top 100 companies accounted for about 93% of the tax revenues
- About 75% was generated from just ten companies; nine of these ten companies operate in the tech sector (and are classified as Information, Trade, or Professional and Business Services based on their NAICS industry code).



Payroll Expense Tax - 2024 Actuals vs Forecast

- October 2024 forecast
 - \$406.8 million baseline scenario
 - \$361.2 million pessimistic scenario
- Actual 2024 revenues
 - \$360 million
 - \$46.7 million (11.5%) below the baseline scenario
 - \$1.2 million (0.3%) below the pessimistic scenario

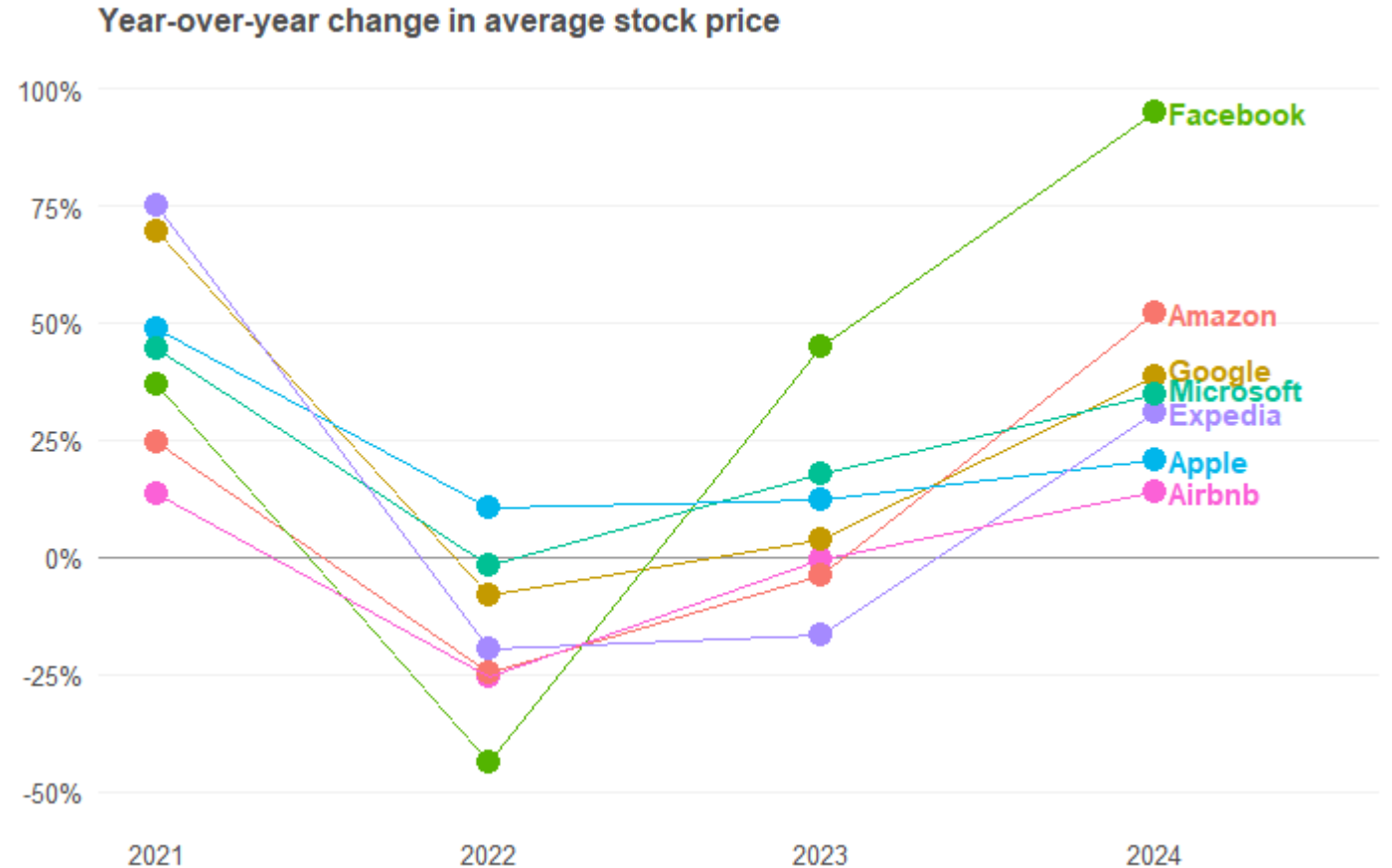


Payroll Expense Tax - Actual vs final October forecasts

	2021	2022	2023	2024
Actual revenue	\$296.0	\$253.5	\$315.2	\$360.0
Forecast error, \$ million	\$95.8	-\$26.2	\$46.4	-\$46.7
Forecast error, %	47.9%	-9.4%	17.3%	-11.5%

Payroll Expense Tax - 2024 Actuals vs Forecast

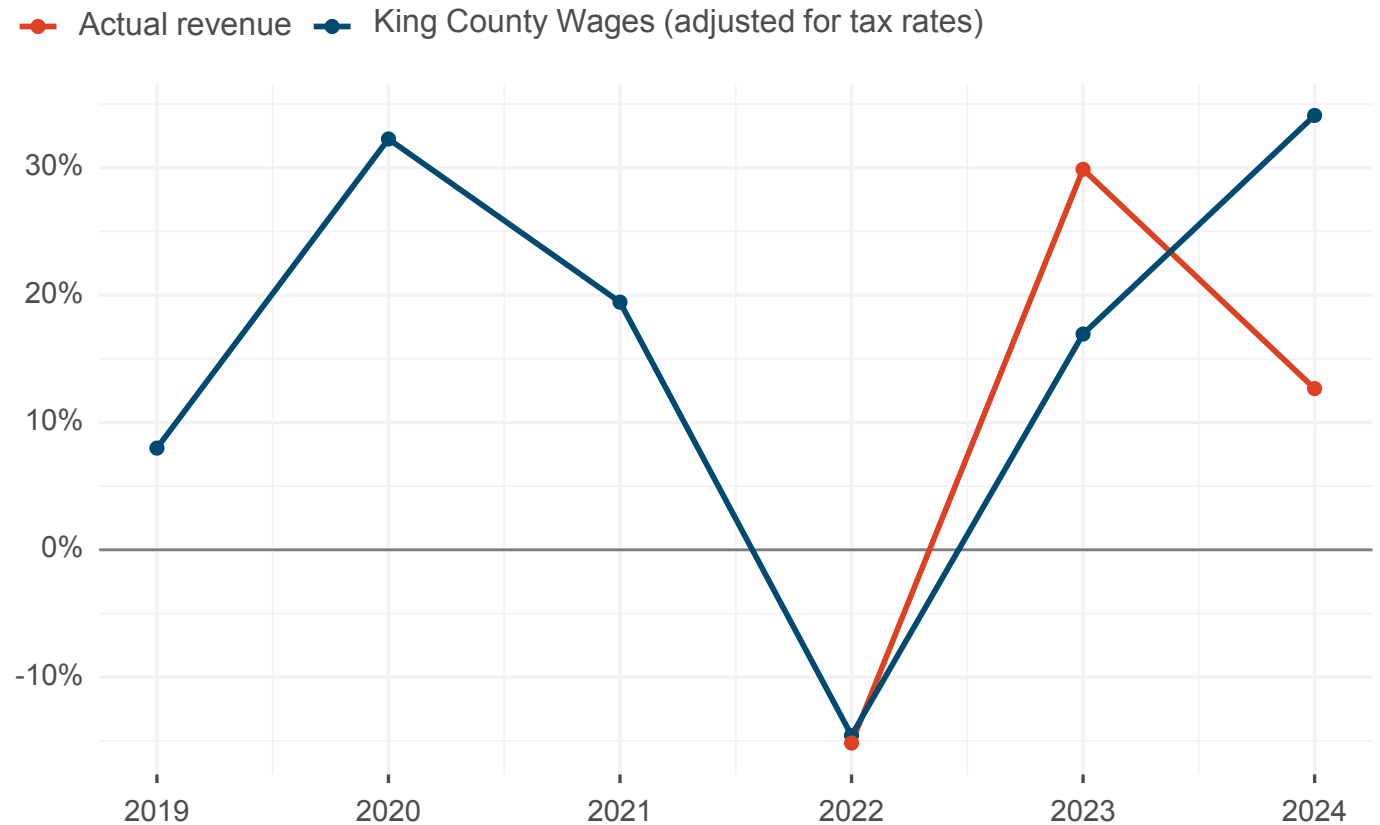
- Payroll Expense Tax revenues grew 14.2% year-over-year
- Only about \$347 million out of \$360 million were payments for 2024 obligations, remaining payments are for previous tax years
- Obligations grew about 11.3% in 2024
- Tax rate increased by a factor of 1.065 in 2024
- **Adjusted for the tax rate increase, tax obligations grew just 4.5% in 2024**
- Slow growth in Payroll Expense Tax revenue is even more striking given stock market's strong performance in 2024 and its close connection to the growth of wages, total payroll, and payroll tax revenue observed in past years



Payroll Expense Tax - 2024 Actuals vs Forecast

- Consistent with the strong growth of stock prices, QCEW wages in King County grew notably faster in 2024 compared to 2023
- Payroll Expense Tax revenue growth that is significantly smaller than the growth of QCEW wages however implies that unlike in 2023, payroll growth in 2024 occurred largely outside Seattle tax base

Payroll Expense Tax Revenues vs King County Payroll, Top 15 Taxpayers



General Fund Revenues - Baseline Scenario Forecast (\$ millions)

Revenue Source	Actuals	April Forecast		Difference from 2025-2026 Adopted		2 Year Total Difference	% Change from 2025-2026 Adopted	
	2024	2025	2026	2025	2026		2025	2026
Property Tax (Including Medic One Levy)	\$379.0	\$388.7	\$399.7	\$0.4	-\$3.4	-\$3.0	0.1%	-0.8%
Sales & Use Tax	\$340.4	\$345.2	\$350.4	\$1.2	-\$0.6	\$0.6	0.3%	-0.2%
Business & Occupation Tax	\$353.3	\$369.2	\$389.8	-\$0.3	-\$4.7	-\$5.0	-0.1%	-1.2%
Utility Tax - Private	\$40.5	\$39.6	\$38.6	\$5.1	\$5.6	\$10.7	14.7%	16.9%
Utility Tax - Public	\$217.7	\$216.1	\$223.6	\$1.1	\$1.1	\$2.2	0.5%	0.5%
Other City Taxes	\$14.7	\$14.3	\$14.6	\$0.5	\$0.3	\$0.8	3.7%	1.9%
Parking Meters	\$39.2	\$38.4	\$38.5	-\$2.3	-\$4.4	-\$6.7	-5.6%	-10.2%
Court Fines	\$18.4	\$23.7	\$22.8	-\$1.6	-\$1.3	-\$2.9	-6.4%	-5.4%
Licenses, Permits, Interest Income and Other	\$73.6	\$75.2	\$75.0	\$1.2	-\$1.8	-\$0.6	1.6%	-2.3%
Revenue from Other Public Entities	\$19.4	\$20.9	\$20.9	\$0.9	\$0.4	\$1.3	4.6%	1.9%
Service Charges & Reimbursements	\$84.1	\$79.2	\$80.5	-\$2.4	-\$4.5	-\$6.9	-2.9%	-5.3%
Grants	\$21.9	\$56.2	\$14.7	\$41.4		\$41.4	281.5%	
Fund Balance Transfers	\$113.0	\$315.0	\$275.8					
Total	\$1,715.2	\$1,981.5	\$1,944.9	\$45.2	-\$13.3	\$32.0	2.3%	-0.7%
Total w/o Grants and Transfers	\$1,580.3	\$1,610.4	\$1,654.4	\$3.8	-\$13.3	-\$9.5	0.2%	-0.8%

Annual Growth w/o Grants and Transfers

Seattle MSA CPI-U inflation

1.7%	1.9%	2.7%	0.2%	-1.1%
3.7%	3.3%	3.0%	0.8%	-0.1%

Note: Revenues highlighted blue are in the purview of the Office of Economic and Revenue Forecasts, forecasts for remaining revenues come from City Budget Office.



Selected Other Revenues - Baseline Scenario Forecast (\$ millions)

Revenue Source	Actuals	April Forecast		Difference from 2025-2026 Adopted		2 Year Total Difference	% Change from 2025-2026 Adopted	
	2024	2025	2026	2025	2026		2025	2026
Payroll Expense Tax	\$360.0	\$373.1	\$391.2	-\$67.3	-\$75.0	-\$142.3	-15.3%	-16.1%
REET	\$62.7	\$67.2	\$83.2	\$0.8	-\$2.6	-\$1.8	1.2%	-3.0%
Admission Tax	\$24.6	\$25.6	\$26.3	-\$0.9	-\$0.9	-\$1.8	-3.4%	-3.2%
Sweetened Beverage Tax	\$20.1	\$19.9	\$19.8	-\$1.4	-\$2.0	-\$3.4	-6.7%	-9.1%
Short Term Rental Tax	\$12.1	\$12.2	\$12.6	-\$0.3	-\$0.6	-\$0.8	-2.3%	-4.2%
STBD Sales Tax	\$53.0	\$53.8	\$54.6	\$0.1	-\$0.2	-\$0.1	0.1%	-0.4%
STBD Vehicle License Fee	\$19.6	\$20.4	\$20.7	-\$0.5	-\$0.6	-\$1.1	-2.5%	-2.8%
Commercial Parking Tax	\$50.0	\$51.0	\$52.0	-\$3.1	-\$2.7	-\$5.8	-5.7%	-4.9%

Note: Revenues highlighted blue are in the purview of the Office of Economic and Revenue Forecasts, forecasts for remaining revenues come from City Budget Office.



Legislation Text

File #: CB 120970, Version: 1

CITY OF SEATTLE

ORDINANCE _____

COUNCIL BILL _____

AN ORDINANCE relating to acceptance of funding from non-City sources; authorizing the heads of various departments to accept and authorize the expenditure of specified grants, private funding, and subsidized loans and to execute, deliver, and perform corresponding agreements; amending Ordinance 127156, which adopted the 2025 Budget, including the 2025-2030 Capital Improvement Program (CIP); changing appropriations to various departments and budget control levels, and from various funds in the Budget; revising project allocations for certain projects in the 2025-2030 CIP; creating positions; and ratifying and confirming certain prior acts.

BE IT ORDAINED BY THE CITY OF SEATTLE AS FOLLOWS:

Section 1. For each item in the following table, the head of the listed department is authorized to accept non-City funding from the listed sources below; and to execute, deliver, and perform, on behalf of The City of Seattle, agreements for the purposes described. The funding, when received, shall be deposited in the receiving fund identified to support, or as reimbursement for, either the appropriations set forth in Section 2 of this ordinance or existing appropriations in the receiving department.

Item	Department	Source	Purpose	Fund	Accept (\$)
1.1	Department of Finance and Administrative Services	Washington State Department of Commerce	This grant will fund energy efficient upgrades at Seattle Center, Magnuson Park, and Woodland Park Zoo.	General Fund (00100)	309,464
1.2	Executive (Office of Emergency Management)	Washington State Military Department (Federal Emergency Management Agency)	This Building Resilience in Communities hazard mitigation grant provides funding to develop cost-effectiveness analysis tools to support the grant application process for Unreinforced Masonry buildings seismic retrofit projects.	General Fund (00100)	7,781

1.3	Executive (Office of Emergency Management)	Washington State Military Department, Emergency Management Division	This grant supports the enhancement, sustainment, and improvement of the emergency management program by partially funding two full-time emergency management positions.	General Fund (00100)	365,791
1.4	Executive (Office of Housing)	Federal Department of Housing and Urban Development	This grant supports pre-development and capital development costs for the Henderson Street affordable housing project.	Low Income Housing Fund (16400)	1,666,279
1.5	Executive (Office of Housing)	Puget Sound Energy	This funding agreement supports implementation of energy efficiency improvements for qualifying low-income homeowners.	Low Income Housing Fund (16400)	610,381
				Office of Housing Fund (16600)	222,369
1.6	Executive (Office of Sustainability and Environment)	Environmental Defense Fund	This grant supports the placement of an Environmental Defense Fund Climate Corps fellow at OSE.	General Fund (00100)	15,400
1.7	Executive (Office of Sustainability and Environment)	Washington State Department of Ecology	This grant funds outreach and engagement work with communities that are historically overburdened with health, social, and environmental inequities and are highly impacted by air pollution.	General Fund (00100)	665,746

1.8	Law Department	Federal Department of Justice Office on Violence Against Women	The Enhancing Investigations and Prosecution of Domestic Violence, Dating Violence, Sexual Assault, and Stalking Project is targeted at improving prosecutors' ability to effectively investigate and/or prosecute domestic violence while supporting victim safety and autonomy, hold offenders accountable, and promote trust within the surrounding community.	General Fund (00100)	500,000
1.9	Seattle Center	Federal Transit Administration / Puget Sound Regional Council	This grant funds modifications to the Seattle Center Monorail station to increase accessibility; add automated passenger gates; make the station main entrance ADA accessible; improve visibility; make improvements to station platform to create level boarding; update and cover queuing area layouts; and improve passenger signage, wayfinding, and regional transit information to include universal symbols.	Seattle Center Fund (11410)	3,051,546

1.10	Seattle City Light	United States Department of Energy	This grant supports the HVAC and Reroofing project at Diablo Powerhouse in Rockport, Washington which will repair deficiencies in the existing powerhouse roof, replace damaged and non-operational HVAC equipment, improve indoor air quality for building occupants and components, provide redundancy for critical systems, and prepare the facility for continued operation.	Light Fund (41000)	2,587,500
1.11	Seattle City Light	United States Department of the Interior	This grant supports collection of aerial LiDAR data to monitor for changes in debris flow potential, flooding, and fuel accumulations in the area burned by the 2023 Sourdough fire.	Light Fund (41000)	223,055
1.12	Seattle Department of Construction and Inspections	Washington State Military Department and Federal Emergency Management Agency	This grant supports the development of Unreinforced Masonry (URM) benefit cost analysis tools to evaluate the cost effectiveness of seismic retrofits combined with heat pump conversions. The analysis focuses on four URM building types representing the highest structural and socioeconomic vulnerability in the Pioneer Square and Chinatown/International District neighborhoods of Seattle.	General Fund (00100)	142,333

1.13	Seattle Department of Transportation	King County Metro	This agreement supported the Project Initiation Phase of the RapidRide R Line project to upgrade the Route 7 to a RapidRide Line. The project upgrades roadway, signal, trolley, and station infrastructure on over 8 miles of streets in Seattle. SDOT will plan, design, and deliver the RapidRide R Line project on King County Metro's behalf based on agreed terms.	Transportati on Fund (13000)	1,000,000
1.14	Seattle Department of Transportation	Washington State Department of Transportation	This partnership supports and coordinates the City's Revive I-5 efforts.	Transportati on Fund (13000)	299,767
1.15	Seattle Department of Transportation	Washington State Department of Transportation	This partnership agreement with WSDOT is to design and implement low-cost pedestrian crossing and speed reduction improvements to improve pedestrian safety.	Transportati on Fund (13000)	450,000

1.16	Seattle Department of Transportation	Federal Highway Administration	The grant supports the design of non-motorized access improvements to four new Link light rail stations, as planned by Sound Transit’s West Seattle Link Extension project. Station access improvements may include new sidewalks (including ADA ramps), protected bike lanes and neighborhood greenways (including pavement repair and replacement), enhanced crossings, pedestrian plazas, multi-use trail enhancements, and other safety measures and amenities. Potential rechannelization along a segment of Alaska Street (minor arterial) to provide bus-only lanes will be evaluated.	Transportation Fund (13000)	5,465,000
1.17	Seattle Department of Transportation	Federal Highway Administration	The project will install Leading Pedestrian Intervals (LPI) and No Turn on Red (NTOR) Restrictions.	Transportation Fund (13000)	1,978,000

1.18	Seattle Department of Transportation	Federal Highway Administration	This project will construct a new transit corridor within and between the Uptown and South Lake Union Regional Growth Centers, providing direct transit access to the future SLU Light Rail Station. Improvements may include trolley wire infrastructure, bus lanes, lane markings, pavement restoration, signal optimization for transit, bus stops and bus amenities, and improvements to the public realm that will facilitate a transit- and pedestrian-prioritized street.	Transportation Fund (13000)	8,200,000
1.19	Seattle Department of Transportation	Federal Highway Administration	This grant funds the design phase of a project to construct a protected bike lane from S Spokane Street to S Alaska Street and new shared use path in the center median park from S Alaska Street to Columbian Way S.	Transportation Fund (13000)	818,133
1.20	Seattle Department of Transportation	Federal Highway Administration	This project will install fiber to interconnect upgraded traffic signals, adding leading pedestrian intervals, and optimizing corridor signal timing. The project will model and analyze options for removing split phase signal operation on NW 85th St approaching 8th Ave NE and 3rd Ave NW. The project will construct new curb ramps and sidewalk upgrades and Accessible Pedestrian Signals.	Transportation Fund (13000)	3,000,000

1.21	Seattle Department of Transportation	City of Minneapolis; Federal Department of Transportation	This grant funds SDOT's Commercial Vehicle Permit (CVP) policies and implementation of a digital CVP.	Transportation Fund (13000)	6,476,550
1.22	Seattle Police Department	Federal Department of Justice, Bureau of Justice Assistance	This grant provides funding to support the continued investigation and prosecution of unsolved sexual assault cases. These efforts will utilize advanced DNA analysis, new research methodologies, and innovative investigative tools to identify and bring to justice violent sex offenders.	General Fund (00100)	1,500,000
1.23	Seattle Police Department	Federal Department of Justice, Office for Victims of Crime	This grant provides funding for continuation of the Human Trafficking Task Force. Funding will supplement existing efforts, and leverage trafficking victim services that are being provided by victim services providers, refugee resettlement agencies, and other social service organizations, particularly those receiving funds from the Office for Victims of Crime.	General Fund (00100)	490,183

1.24	Seattle Police Department	Federal Department of Justice, Office of Justice Programs	This grant provides funding for the full-scale implementation and process evaluation of an Intelligent Risk Management (IRM) system for 911 call triage. This project aims to enhance the accuracy of risk assessments for incoming emergency calls, facilitating more effective use of alternative responses, such as dispatching co-responders for mental health crises.	General Fund (00100)	690,400
1.25	Seattle Police Department	Washington State Attorney General's Office	This grant provides funding to assist local law enforcement agencies with promoting firearms safety, combatting gun violence, and supporting victims of gun violence.	General Fund (00100)	343,310
1.26	Seattle Police Department	Washington State Parks and Recreation Commission	This annual grant assists in providing boating safety in the waters in and around Seattle.	General Fund (00100)	41,727
1.27	Seattle Police Department	Washington Traffic Safety Commission	This item provides funding for overtime related to supplemental traffic enforcement with special emphasis on impaired and distracted driving, seat belt, and motorcycle safety.	General Fund (00100)	50,000
1.28	Seattle Police Department	Washington Traffic Safety Commission	This item provides funding for the Washington Traffic Safety Commission (WTSC) to work with local law enforcement agencies to develop and implement statewide initiatives focusing on traffic safety education and culture change at the local level.	General Fund (00100)	5,000

1.29	Seattle Public Utilities	Washington State Department of Commerce	Seattle Public Utilities (SPU) is applying on behalf of Watershed Community Development, which is building the Elements, the first of five buildings of a live/work district in the Georgetown neighborhood. The building will have 158 units, specifically for people earning 40-80% AMI with some preferentially offered to artist-residents.	Drainage and Wastewater Fund (44010)	375,688
				Water Fund (43000)	375,688
1.30	Seattle Public Utilities	King County Flood Control District	This grant provides funding for SPU to reduce recurrent street and property flooding in a residential area surrounding 17th Avenue NW and NW 87th Street. SPU will build so-called "green" and "gray" infrastructure, such as upsizing pipes and promoting shallow and deep infiltration, to improve drainage capacity in the area.	Drainage and Wastewater Fund (44010)	1,000,000
1.31	Seattle Public Utilities	Washington State Recreation and Conservation Office	This funding will support completion of final designs and permitting for the replacement of a fish passage barrier on Fauntleroy Creek at 45th Ave SW.	Drainage and Wastewater Fund (44010)	700,000

1.32	Seattle Department of Transportation	Federal Highway Administration	This project will construct new bus stops and bus stop amenities, which may include upgraded sidewalks, protected bike lanes, new and upgraded pedestrian crossings, pavement restoration, signal improvements, updated channelization and lane marking, storm water drainage improvements, pedestrian lighting, street trees, and landscaping.	Transportation Fund (13000)	1,192,835
1.33	Seattle Department of Transportation	Federal Highway Administration	This project will construct new bus stops and bus stop amenities, which may include upgraded sidewalks, protected bike lanes, new and upgraded pedestrian crossings, pavement restoration, signal improvements, updated channelization and lane marking, storm water drainage improvements, pedestrian lighting, street trees, and landscaping.	Transportation Fund (13000)	2,560,000
TOTAL					47,379,926

Section 2. Contingent upon the execution of grant or other funding agreements and receipt of the funds authorized in Section 1 of this ordinance, the appropriations in the 2025 Budget for the following items are increased from the funds shown, as follows:

Item	Department	Fund	Budget Summary Level/BCL Code	CIP Project/ID	Amount (\$)
2.1	Department of Finance and Administrative Services	General Fund (00100)	FAS Oversight-External Projects (00100-BC-FA-EXTPROJ)	Energy Efficiency for Municipal Buildings (MC-FA-ENEFFMBLD)	309,464

2.2	Executive (Office of Emergency Management)	General Fund (00100)	Office of Emergency Management (00100-BO-EP-10000)		7,781
2.3	Executive (Office of Emergency Management)	General Fund (00100)	Office of Emergency Management (00100-BO-EP-10000)		365,791
2.4	Executive (Office of Housing)	Low Income Housing Fund (16400)	Multifamily Housing (16400-BO-HU-3000)		1,666,279
2.5	Executive (Office of Housing)	Low Income Housing Fund (16400)	Homeownership & Sustainability (16400-BO-HU-2000)		610,381
		Office of Housing Fund (16600)	Homeownership & Sustainability (16600-BO-HU-2000)		222,369
2.6	Executive (Office of Sustainability and Environment)	General Fund (00100)	Office of Sustainability and Environment (00100-BO-SE-X1000)		15,400
2.7	Executive (Office of Sustainability and Environment)	General Fund (00100)	Office of Sustainability and Environment (00100-BO-SE-X1000)		665,746
2.8	Law Department	General Fund (00100)	Criminal (00100-BO-LW-J1500)		500,000
2.9	Seattle Center	Seattle Center Fund (11410)	Monorail Rehabilitation (11410-BC-SC-S9403)	Monorail Improvements (MC-SC-S9403)	3,051,546
2.10	Seattle City Light	Light Fund (41000)	Power Supply - CIP (41000-BC-CL-X)	Skagit Facilities Plan (MC-CL-XS6520)	2,587,500
2.11	Seattle City Light	Light Fund (41000)	Utility Operations O&M (41000-BO-CL-UTILOPS)		223,055
2.12	Seattle Department of Construction and Inspections	General Fund (00100)	Government Policy, Safety & Support (00100-BO-CI-U2600)		142,333
2.13	Seattle Department of Transportation	Transportation Fund (13000)	Mobility-Capital (13000-BC-TR-19003)	RapidRide R Line (MC-TR-C150)	1,000,000
2.14	Seattle Department of Transportation	Transportation Fund (13000)	Mobility-Capital (13000-BC-TR-19003)	Revive I-5 Project Support (MC-TR-C124)	299,767

2.15	Seattle Department of Transportation	Transportation Fund (13000)	Mobility-Capital (13000-BC-TR-19003)	Vision Zero (MC-TR-C064)	450,000
2.16	Seattle Department of Transportation	Transportation Fund (13000)	Mobility-Capital (13000-BC-TR-19003)	Sound Transit 3 (MC-TR-C088)	5,465,000
2.17	Seattle Department of Transportation	Transportation Fund (13000)	Mobility-Capital (13000-BC-TR-19003)	Vision Zero (MC-TR-C064)	1,978,000
2.18	Seattle Department of Transportation	Transportation Fund (13000)	Mobility-Capital (13000-BC-TR-19003)	Harrison St Transit Corridor (MC-TR-C119)	1,000,000
2.19	Seattle Department of Transportation	Transportation Fund (13000)	Mobility-Capital (13000-BC-TR-19003)	Bike Master Plan - Protected Bike Lanes (MC-TR-C062)	409,067
2.20	Seattle Department of Transportation	Transportation Fund (13000)	Mobility-Capital (13000-BC-TR-19003)	Next Generation Intelligent Transportation Systems (ITS) (MC-TR-C021)	3,000,000
2.21	Seattle Department of Transportation	Transportation Fund (13000)	Mobility Operations (13000-BO-TR-17003)		6,476,550
2.22	Seattle Police Department	General Fund (00100)	Criminal Investigations (00100-BO-SP-P7000)		1,500,000
2.23	Seattle Police Department	General Fund (00100)	Criminal Investigations (00100-BO-SP-P7000)		490,183
2.24	Seattle Police Department	General Fund (00100)	Chief of Police (00100-BO-SP-P1000)		690,400
2.25	Seattle Police Department	General Fund (00100)	Collaborative Policing (00100-BO-SP-P4000)		223,310
			Technical Services (00100-BO-SP-P8000)		120,000
2.26	Seattle Police Department	General Fund (00100)	Special Operations (00100-BO-SP-P3400)		41,727
2.27	Seattle Police Department	General Fund (00100)	Special Operations (00100-BO-SP-P3400)		50,000
2.28	Seattle Police Department	General Fund (00100)	Special Operations (00100-BO-SP-P3400)		5,000

2.29	Seattle Public Utilities	Drainage and Wastewater Fund (44010)	Leadership and Administration (44010-BO-SU-N100B)		375,688
		Water Fund (43000)	Leadership and Administration (43000-BO-SU-N100B)		375,688
Total					34,318,025

Unspent funds so appropriated shall carry forward to subsequent fiscal years until they are exhausted or abandoned by ordinance, except for items 2.5 and 2.6. Additionally, on December 31 annually, for each appropriation in this section, if the remaining funds are \$1.00 or less, that appropriation is abandoned.

Section 3. The following positions are created in the following departments:

Item	Department	Position Title	Position Status	Number
3.1	Seattle Police Department	Plng&Dev Spec,Sr-BU (@ 96683 - 034)	Full-time	1.0
Total				1.0

The Directors of the relevant departments are authorized to fill these positions subject to Seattle Municipal Code Title 4, the City’s Personnel Rules, and applicable employment laws.

Section 4. Any act consistent with the authority of this ordinance taken after its passage and prior to its effective date is ratified and confirmed.

Section 5. This ordinance shall take effect as provided by Seattle Municipal Code Sections 1.04.020 and 1.04.070.

Passed by the City Council the _____ day of _____, 2025, and signed by me in open session in authentication of its passage this ____ day of _____, 2025.

 President _____ of the City Council

Approved / returned unsigned / vetoed this ____ day of _____, 2025.

Bruce A. Harrell, Mayor

Filed by me this ____ day of _____, 2025.

Scheereen Dedman, City Clerk

(Seal)

SUMMARY and FISCAL NOTE

Department:	Dept. Contact:	CBO Contact:
City Budget Office		Candice Foote

1. BILL SUMMARY

Legislation Title: AN ORDINANCE relating to acceptance of funding from non-City sources; authorizing the heads of various departments to accept and authorize the expenditure of specified grants, private funding, and subsidized loans and to execute, deliver, and perform corresponding agreements; amending Ordinance 127156, which adopted the 2025 Budget, including the 2025-2030 Capital Improvement Program (CIP); changing appropriations to various departments and budget control levels, and from various funds in the Budget; revising project allocations for certain projects in the 2025-2030 CIP; creating positions; and ratifying and confirming certain prior acts.

Summary and Background of the Legislation: This ordinance proposes the acceptance of grants and/or private funds or donations from various agencies and organizations and authorizes the expenditure of funding backed by their respective revenue sources.

During the year, City departments receive grant awards or opportunities for other funding resources that are not anticipated in the Adopted Budget. The City Budget Office formally accepts these funds by compiling departmental grants acceptances and similar agreements in separate ordinances throughout the year.

The attached ordinance contains requests related to grants, donations, or other private funding agreements, modifying the Adopted Budget for the first quarter of 2025. This ordinance includes language that automatically abandons automatic carryforward items between \$0.00 and \$1.00 without returning to Council. This provision assists departments in cleaning up small remaining appropriation authority before carryforward processes run. Remaining grant balances \$1.00 and over will continue to come to Council for abandonment.

2. CAPITAL IMPROVEMENT PROGRAM

Does this legislation create, fund, or amend a CIP Project? Yes No

See Attachment A to this document for additional details.

3. SUMMARY OF FINANCIAL IMPLICATIONS

Does this legislation have financial impacts to the City? Yes No

Expenditure Change (\$);	2025	2026 est.	2027 est.	2028 est.	2029 est.
General Fund	5,127,135	0	0	0	0

Expenditure Change (\$); Other Funds	2025	2026 est.	2027 est.	2028 est.	2029 est.
	29,100,889	7,609,066		0	0

Revenue Change (\$); General Fund	2025	2026 est.	2027 est.	2028 est.	2029 est.
	5,127,135	0	0	0	0

Revenue Change (\$); Other Funds	2025	2026 est.	2027 est.	2028 est.	2029 est.
	29,100,889	7,609,066		0	0

Number of Positions	2025	2026 est.	2027 est.	2028 est.	2029 est.
	1	0	0	0	0

Total FTE Change	2025	2026 est.	2027 est.	2028 est.	2029 est.
	1	0	0	0	0

2026 Column reflects amounts to be included in the 2026 Proposed CIP Plan for SDOT.

3.a. Appropriations

This legislation adds, changes, or deletes appropriations.

See Attachment A to this document for additional details.

3.b. Revenues/Reimbursements

This legislation adds, changes, or deletes revenues or reimbursements.

See Attachment A to this document for additional details.

3.c. Positions

This legislation adds, changes, or deletes positions.

Total Regular Positions Created, Modified, or Abrogated through This Legislation, Including FTE Impact:

Position # for Existing Positions	Position Title & Department*	Fund Name & Number	Program & BCL	PT/FT	2025 Positions	2025 FTE	Does it sunset? (If yes, explain below in Position Notes)
NA	Plng&Dev Spec,Sr-BU (@ 96683 – 034) – Seattle Police Department	General Fund (00100)	Special Victims (PO-SP-P7900), General Fund Criminal Investigations (00100-BO-SP-P7000)	FT	1.0	1.0	Yes
TOTAL					1.0	1.0	

* List each position separately.

Position Notes: Position will sunset September 30, 2027 unless additional funding is secured.

3.d. Other Impacts

Does the legislation have other financial impacts to The City of Seattle, including direct or indirect, one-time or ongoing costs, that are not included in Sections 3.a through 3.c? If so, please describe these financial impacts. No.

If the legislation has costs, but they can be absorbed within existing operations, please describe how those costs can be absorbed. The description should clearly describe if the absorbed costs are achievable because the department had excess resources within their existing budget or if by absorbing these costs the department is deprioritizing other work that would have used these resources. None

Please describe any financial costs or other impacts of *not* implementing the legislation. Without these resources, departments will be unable to carry out the work as described in Attachment A without affecting other resources.

4. OTHER IMPLICATIONS

- a. **Please describe how this legislation may affect any departments besides the originating department.**

This legislation is prepared by the City Budget Office on behalf of other Departments and impacts a number of departments' 2025 budgets as outlined in Attachment A.

- b. **Does this legislation affect a piece of property? If yes, please attach a map and explain any impacts on the property. Please attach any Environmental Impact Statements, Determinations of Non-Significance, or other reports generated for this property.**

No.

- c. **Please describe any perceived implication for the principles of the Race and Social Justice Initiative.**

Please see Attachment A to this document for additional details regarding the types and locations of grants being accepted.

- i. How does this legislation impact vulnerable or historically disadvantaged communities? How did you arrive at this conclusion? In your response please consider impacts within City government (employees, internal programs) as well as in the broader community.**

Please see Attachment A to this document for additional details regarding the types and locations of grants being accepted.

- ii. Please attach any Racial Equity Toolkits or other racial equity analyses in the development and/or assessment of the legislation.**

Please see Attachment A to this document for additional details regarding the types and locations of grants being accepted.

- iii. What is the Language Access Plan for any communications to the public?**

Please see Attachment A to this document for additional details regarding the types and locations of grants being accepted.

- d. **Climate Change Implications**

- i. Emissions: How is this legislation likely to increase or decrease carbon emissions in a material way? Please attach any studies or other materials that were used to inform this response.**

Please see Attachment A to this document for additional details on grants that may affect carbon emissions.

- ii. Resiliency: Will the action(s) proposed by this legislation increase or decrease Seattle's resiliency (or ability to adapt) to climate change in a material way? If so, explain. If it is likely to decrease resiliency in a material way, describe what will or could be done to mitigate the effects.**

Please see Attachment A to this document for additional details on grants that may affect Seattle's resiliency.

- e. If this legislation includes a new initiative or a major programmatic expansion: What are the specific long-term and measurable goal(s) of the program? How will this legislation help achieve the program’s desired goal(s)? What mechanisms will be used to measure progress towards meeting those goals?**

Grant funding goals are outlined in specific grant agreements. Please see Attachment A to this document for details on the grant purpose as it pertains to grant agreement goals.

5. CHECKLIST

- Is a public hearing required?
- Is publication of notice with *The Daily Journal of Commerce* and/or *The Seattle Times* required?
- If this legislation changes spending and/or revenues for a fund, have you reviewed the relevant fund policies and determined that this legislation complies?
- Does this legislation create a non-utility CIP project that involves a shared financial commitment with a non-City partner agency or organization?

6. ATTACHMENTS

Summary Attachments:

Summary Attachment A – 2025 Q1 Acceptance Ordinance Detail Table

Item	Department	Source	Description	Fund	Budget Summary Level / BCL Code	Capital Project / ID	Accepted (\$)	Appropriated (\$)
1.1 / 2.1	Department of Finance and Administrative Services	Washington State Department of Commerce	This item increases grant-backed authority by \$309,464 in the General Fund in the Finance & Administrative Services in the Energy Efficiency for Municipal Buildings FAS Oversight-External projects Budget Control Level (00100-BC-FA-EXTPROJ). This grant is awarded by the WA State Dept of Commerce, whose resources will be used to support energy efficient upgrades at Seattle Center, Magnuson Park, and Woodland Park Zoo. There is a match requirement for this grant. The Office of Sustainability and Environment (OSE) has committed \$102,000 of existing Payroll Expense Tax budget from the utility rebate revenue backed appropriation to meet the match requirement. The OSE MEEP program will staff this project; there are no other staffing impacts. The period of performance for this grant is from acceptance until 6/30/2025.	General Fund (00100)	FAS Oversight-External Projects (00100-BC-FA-EXTPROJ)	Energy Efficiency for Municipal Buildings (MC-FA-ENEFFMBLD)	309,464	309,464
1.2 / 2.2	Executive (Office of Emergency Management)	Washington State Military Department (Federal Emergency Management Agency)	This item increases appropriation authority by \$7,781 in the Office of Emergency Management BSL (00100-BO-EP-10000). This grant funding is from the Federal Emergency Management Agency Building Resilience in Community (BRIC) grant program as a pass-through via U.S. Department of Homeland Security through the Washington State Military Department - Emergency Management Division. The grant will support the development of Unreinforced Masonry (URM) benefit cost analysis (BCA) tools to evaluate the cost effectiveness of seismic retrofits combined with heat pump conversions. The analysis will focus on four URM building types representing the highest structural and socioeconomic vulnerability in the Pioneer Square and Chinatown/International District neighborhoods of Seattle. Completed BCAs will support future grant applications for seismic retrofits, and possible climate resilience upgrades, of URM buildings located in Seattle's most socioeconomically disadvantaged areas This \$7,781 provides funding for OEM grant administration with no match required. An additional \$142,333 of federal and state funds for Project Costs has been awarded to Seattle Department of Construction and Inspections (SDCI).	General Fund (00100)	Office of Emergency Management (00100-BO-EP-10000)		7,781	7,781
1.3 / 2.3	Executive (Office of Emergency Management)	Washington State Military Department, Emergency Management Division	This item increases appropriation authority by \$365,791 in the Office of Emergency Management BSL (00100-BO-EP-10000). This grant funding is from the Washington State Military Department - Emergency Management Division. This grant will support the enhancement, sustainment and improvement of the City of Seattle's emergency management program through emergency management planning, as well as training and exercise coordination. This grant provides partial funding of two full-time OEM emergency management positions. The grant period of performance is June 1, 2024, through September 30, 2025, and has a matching requirement of \$365,791 provided by OEM's general fund budget.	General Fund (00100)	Office of Emergency Management (00100-BO-EP-10000)		365,791	365,791
1.4 / 2.4	Executive (Office of Housing)	Federal Department of Housing and Urban Development	This item increases grant-backed appropriation authority by \$1,666,279 in the Office of Housing, in the Low-Income Housing Fund Multifamily Budget Control Level (16400-BO-HU-3000). This grant funding is the U.S. Department of Housing and Urban Development and supports the predevelopment and capital development costs of the Henderson Street affordable housing project. The period of performance for this grant is from March 9, 2024, through September 30, 2032. There are no local match requirements and no ongoing cost impacts associated with this grant.	Low-Income Housing Fund (16400)	Multifamily Housing (16400-BO-HU-3000)		1,666,279	1,666,279
1.5 / 2.5	Executive (Office of Housing)	Puget Sound Energy	This item increases revenue-backed appropriation authority in the Office of Housing by \$610,381 in the Low-Income Housing Fund Homeownership & Sustainability Budget Control Level (16400-BO-HU-2000) and by \$222,369 in the Office of Housing	Low-Income Housing Fund (16400)	Homeownership & Sustainability (16400-BO-HU-2000)		610,381	610,381

Item	Department	Source	Description	Fund	Budget Summary Level / BCL Code	Capital Project / ID	Accepted (\$)	Appropriated (\$)
			Fund Homeownership & Sustainability Budget Control Level (16600-BO-HU-2000). This funding agreement with Puget Sound Energy supports implementation of energy efficiency improvements for qualifying low-income homeowners. The period of performance for this grant is from January 1, 2025, through December 31, 2025. There are no local match requirements and no ongoing cost impacts associated with this grant.	Office of Housing Fund (16600)	Homeownership & Sustainability (16600-BO-HU-2000)		222,369	222,369
1.6 / 2.6	Executive (Office of Sustainability and Environment)	Environmental Defense Fund	This item increases grant-backed appropriation authority by \$15,400 in the Office of Sustainability & Environment (OSE), in the General Fund Sustainability and Environment Budget Control Level (00100-BO-SE-X1000). This grant is being awarded by the Environmental Defense Fund, whose resources will be used to hire a temporary Climate Corps Fellow at OSE as part of the Climate Corps Fellowship program. OSE has participated in this program for several years. There are no match requirements for this grant. The grant will be used to fund a 10-12 week temporary Fellow who will be managed by existing staff. The period of performance for this grant is from acceptance until 9/30/2025.	General Fund (00100)	Office of Sustainability and Environment (00100-BO-SE-X1000)		15,400	15,400
1.7 / 2.7	Executive (Office of Sustainability and Environment)	Washington State Department of Ecology	This item increases grant-backed appropriation authority by \$665,746 in the Office of Sustainability & Environment (OSE), in the General Fund Sustainability and Environment Budget Control Level (00100-BO-SE-X1000). This grant is being awarded by the Washington State Dept of Ecology, whose resources will be used to fund outreach and engagement work with communities that are historically overburdened with health, social, and environmental inequities and are highly impacted by criteria air pollution. There are no match requirements for this grant. Existing program staff will be responsible for managing this grant; there are no other staffing impacts. The period of performance for this grant is from acceptance through 6/30/2025.	General Fund (00100)	Office of Sustainability and Environment (00100-BO-SE-X1000)		665,746	665,746
1.8 / 2.8	Law Department	Federal Department of Justice Office on Violence Against Women	This item increases grant-backed appropriation authority by \$500,000 in the Law Department (LAW) Criminal Budget Control Level (00100-BO-LW-J1500). This grant from the US Department of Justice, Office on Violence Against Women will support an temporary investigator in the Law Department over three years to provide capacity to investigate and/or prosecute domestic violence while supporting victim safety and autonomy, hold offenders accountable and promote trust within the surrounding community. The grant period of performance is from October 1, 2024 to September 30, 2027 and does not have a matching requirement. Accepting this grant will not result in an ongoing cost to the City after expiration.	General Fund (00100)	Criminal (00100-BO-LW-J1500)		500,000	500,000
1.9 / 2.9	Seattle Center	Federal Transit Administration / Puget Sound Regional Council	This item increases appropriation authority by \$3,051,546 in the Seattle Center Department Monorail Rehabilitation (11410-BC-SC-S9403). This grant will support work to design and make modifications to the Seattle Center Monorail station to increase accessibility. Other funding for the project includes \$15 million Federal Transit Authority (FTA) ASAP grant, \$5 million from Move Ahead Washington and \$3 million in Federal Transit Authority (FTA) formula funding. This grant will support 1.5 FTE of which 1.0 FTE is to be a term limited position that will be specific to this project.	Seattle Center Fund (11410)	Monorail Rehabilitation (11410-BC-SC-S9403)	Monorail Improvements (MC-SC-S9403)	3,051,546	3,051,546

Item	Department	Source	Description	Fund	Budget Summary Level / BCL Code	Capital Project / ID	Accepted (\$)	Appropriated (\$)
1.10 / 2.10	Seattle City Light	United States Department of Energy	This item increases grant-backed appropriation authority by \$2,587,500 in Seattle City Light's Power Supply - CIP Budget Control Level (41000-BC-CL-X). The grant funding is from the United States Department of Energy (DOE). This project supports the HVAC and roof replacement project at Diablo Powerhouse in Rockport, Washington which will repair deficiencies in the existing powerhouse roof, replace damaged and non-operational HVAC equipment, improve indoor air quality for building occupants and components, and provide redundancy for critical systems. This is a cost sharing grant where DOE reimburses up to 30% of the actual cost and no match is required.	Light Fund (41000)	Power Supply - CIP (41000-BC-CL-X)	Skagit Facilities Plan (MC-CL-XS6520)	2,587,500	2,587,500
1.11 / 2.11	Seattle City Light	United States Department of the Interior	This item increases grant-backed appropriation authority by \$223,055 in the Seattle City Light Utility Operations O&M Control Level (41000-BO-CL-UTILOPS). This initiative will share in the contracting and costs of three flights over the Sourdough burn area to collect LiDAR data in order to monitor for changes in debris flow potential, flooding, and fuel accumulations. The grant is funded by the United States Department of the Interior.	Light Fund (41000)	Utility Operations O&M (41000-BO-CL-UTILOPS)		223,055	223,055
1.12 / 2.12	Seattle Department of Construction and Inspections	Washington State Military Department and Federal Emergency Management Agency	This item increases grant-backed appropriation authority by \$142,333 (\$122,000 Federal and \$20,333 State) in the Seattle Department of Construction and Inspections' (SDCI's) General Fund Government Policy, Safety & Support budget control level (00100-BO-CI-U2600). This grant will support tools to evaluate the cost effectiveness of seismic retrofits combined with heat pump conversions. There is a \$20,333 match requirement which will be provided by labor hours within SDCI's 2025 Adopted Budget. There are no ongoing costs associated with this grant acceptance. The period of performance runs from April 2025 through January 2027.	General Fund (00100)	Government Policy, Safety & Support (00100-BO-CI-U2600)		142,333	142,333
1.13 / 2.13	Seattle Department of Transportation	King County Metro	This item increases revenue-backed appropriation authority by \$1,000,000 in the Department of Transportation, in the Transportation Fund Mobility-Capital Budget Control Level (13000-BC-TR-19003). This item is needed in order to approve King County Metro paying up to \$1,000,000 to the City for initiation and early planning on the RapidRide R Line project.	Transportation Fund (13000)	Mobility-Capital (13000-BC-TR-19003)	RapidRide R Line (MC-TR-C150)	1,000,000	1,000,000
1.14 / 2.14	Seattle Department of Transportation	Washington State Department of Transportation	This item increases revenue-backed appropriation authority by \$299,767 in the Seattle Department of Transportation (SDOT), in the Transportation Fund Mobility-Capital Budget Control Level (13000-BC-TR-19003). This reimbursable partnership funding is from the Washington State Department of Transportation (WSDOT). This item provides funding to support and coordinate the City's Revive I-5 efforts with the State. The City will support the State's efforts by installing transit priority measures and other operational improvements on City streets, which may include dedicated bus priority lanes, new signal improvements and communication systems, and commute trip reduction programs. There is no City match requirement. There are no ongoing cost impacts by accepting this partnership funding.	Transportation Fund (13000)	Mobility-Capital (13000-BC-TR-19003)	Revive I-5 Project Support (MC-TR-C124)	299,767	299,767
1.15 / 2.15	Seattle Department of Transportation	Washington State Department of Transportation	This item increases revenue-backed appropriation authority by \$450,000 in the Seattle Department of Transportation, in the Transportation Fund Mobility-Capital Budget Control Level (13000-BC-TR-19003). This item adds reimbursable appropriation authority in Vision Zero CIP (MC-TR-C064). WSDOT is partnering with SDOT to design and deliver pedestrian crossing improvements. This item is needed in 2025 as work is occurring this year. There are no ongoing operating implications from this grant.	Transportation Fund (13000)	Mobility-Capital (13000-BC-TR-19003)	Vision Zero (MC-TR-C064)	450,000	450,000

Item	Department	Source	Description	Fund	Budget Summary Level / BCL Code	Capital Project / ID	Accepted (\$)	Appropriated (\$)
1.16 / 2.16	Seattle Department of Transportation	Federal Highway Administration	This item increases grant-backed appropriation authority by \$5,465,000 in the Seattle Department of Transportation (SDOT) Transportation Fund Mobility-Capital Budget Control Level (13000-BC-TR-19003). This grant funding is from the Federal Highway Administration (FHWA) through the Carbon Reduction program for the federal fiscal year 2026. This item provides funding to design non-motorized access improvements to four new Link light rail stations, as planned by Sound Transit's West Seattle Link Extension (WSLE) project. The following SDOT projects are funded under this grant: West Seattle Link Extension Station Access Improvements. The local match requirement is 13.5% and has been budgeted. There are no ongoing operating implications from this grant.	Transportation Fund (13000)	Mobility-Capital (13000-BC-TR-19003)	Sound Transit 3 (MC-TR-C088)	5,465,000	5,465,000
1.17 / 2.17	Seattle Department of Transportation	Federal Highway Administration	This item increases grant-backed appropriation authority by \$1,978,000 in the Seattle Department of Transportation (SDOT) Transportation Fund Mobility-Capital Budget Control Level (13000-BC-TR-19003). This grant funding is from the Federal Highway Administration (FHWA) through the Highway Safety Improvement Program (HSIP) for the federal fiscal year 2026. This item provides funding to install Leading Pedestrian Intervals (LPI) and No Turn on Red (NTOR) Restrictions. The following SDOT projects are funded under this grant: Vision Zero Leading Pedestrian Intervals (LPI) and No Turn on Red (NTOR) Restrictions. There is no local match requirement for this grant. There are no ongoing operating implications from this grant.	Transportation Fund (13000)	Mobility-Capital (13000-BC-TR-19003)	Vision Zero (MC-TR-C064)	1,978,000	1,978,000
1.18 / 2.18	Seattle Department of Transportation	Federal Highway Administration	This item increases grant-backed appropriation authority by \$1,000,000 in the Seattle Department of Transportation (SDOT) Transportation Fund Mobility-Capital Budget Control Level (13000-BC-TR-19003). This grant funding is from the Federal Highway Administration (FHWA) through the Congestion Mitigation and Air Quality Improvement Program. This item provides funding to construct a new transit corridor within and between the Uptown and South Lake Union Regional Growth Centers, providing direct transit access to the future SLU Light Rail Station. The following SDOT projects are funded under this grant: Harrison & Mercer Transit Access Project. The local match requirement is 13.5% and is budgeted. The remaining \$7,200,000 grant appropriation will be requested in 2026. There are no ongoing operating implications from this grant.	Transportation Fund (13000)	Mobility-Capital (13000-BC-TR-19003)	Harrison St Transit Corridor (MC-TR-C119)	8,200,000	1,000,000
1.19 / 2.19	Seattle Department of Transportation	Federal Highway Administration	This item accepts \$818,133 and increases grant-backed appropriation authority by \$409,067 in the Seattle Department of Transportation (SDOT) Transportation Fund Mobility-Capital Budget Control Level (13000-BC-TR-19003). This grant funding is from the Federal Highway Administration (FHWA) through the Equity Pilot grant program. This item provides funding to design a new protected bike lane covering Beacon Ave S, from S Spokane St to Columbian Way S. The following SDOT projects are funded under this grant: Beacon Ave S Safety Protected Bike Lane. The local match requirement is 13.5%, which has been budgeted. The remaining \$409,066 grant will be appropriated in 2026. There are no ongoing operating implications from this grant.	Transportation Fund (13000)	Mobility-Capital (13000-BC-TR-19003)	Bike Master Plan - Protected Bike Lanes (MC-TR-C062)	818,133	409,067

Item	Department	Source	Description	Fund	Budget Summary Level / BCL Code	Capital Project / ID	Accepted (\$)	Appropriated (\$)
1.20 / 2.20	Seattle Department of Transportation	Federal Highway Administration	<p>This item increases grant-backed appropriation authority by \$1,411,543 in the Seattle Department of Transportation (SDOT) Transportation Fund Mobility-Capital Budget Control Level (13000-BC-TR-19003). This grant funding is from the Federal Highway Administration (FHWA) through the Surface Transportation Block Grant program. This item provides funding to install fiber to interconnect upgraded traffic signals, add leading pedestrian intervals, and optimize corridor signal timing. The following SDOT projects are funded under this grant: 80th St and 85th St ITS Corridors. The local match requirement is 13.5% and has been budgeted. There are no ongoing operating implications from this grant.</p>	Transportation Fund (13000)	Mobility-Capital (13000-BC-TR-19003)	Next Generation Intelligent Transportation Systems (ITS) (MC-TR-C021)	3,000,000	1,411,543
			<p>This item increases grant-backed appropriation authority by \$1,588,457 in the Seattle Department of Transportation (SDOT) Transportation Fund Mobility-Capital Budget Control Level (13000-BC-TR-19003). This grant funding is from the Federal Highway Administration (FHWA) through the Congestion Mitigation and Air Quality Grant program. This item provides funding to install fiber to interconnect upgraded traffic signals, add leading pedestrian intervals, and optimize corridor signal timing. The following SDOT projects are funded under this grant: 80th St and 85th St ITS Corridors. The local match requirement is 13.5% and has been budgeted. There are no ongoing operating implications from this grant.</p>	Transportation Fund (13000)	Mobility-Capital (13000-BC-TR-19003)	Next Generation Intelligent Transportation Systems (ITS) (MC-TR-C021)		1,588,457
1.21 / 2.21	Seattle Department of Transportation	City of Minneapolis; Federal Department of Transportation	<p>This item increases grant-backed appropriation authority by \$6,476,550 in the Seattle Department of Transportation (SDOT), in the Transportation Fund Mobility Operations Budget Control Level (13000-BO-TR-17003). This grant funding is from the U.S. Department of Transportation (USDOT) through the Strengthening Mobility and Revolutionizing Transportation (SMART) grant for federal fiscal year 2024. The City of Minneapolis is the direct recipient, and the City of Seattle is a sub-recipient of phase II of the grant. The City was a direct Phase I grant recipient in 2023. This item provides funding to continue and enhance the City of Seattle's modern urban goods logistics program through the updating of Commercial Vehicle Permit (CVP) policies and implementation of a digital CVP. The grant period of performance is from March 15, 2025 through March 15, 2028. There is no match requirement. There are no ongoing cost impacts by accepting this grant.</p>	Transportation Fund (13000)	Mobility Operations (13000-BO-TR-17003)		6,476,550	6,476,550
1.22 / 2.22 / 3.1	Seattle Police Department	Federal Department of Justice, Bureau of Justice Assistance	<p>This item increases grant-backed appropriation authority by \$1,500,000 in the Seattle Police Department, in the General Fund Criminal Investigations Budget Control Level (00100-BO-SP-P7000). This grant funding is from the Department of Justice Bureau of Justice Assistance. This item provides funding to address the sexual assault case backlog and resolve cases with identified and unidentified DNA profiles. It will enhance SPD's capabilities by forming a multidisciplinary team (MDT) involving prosecutors, victim advocates, and service providers to ensure a coordinated response. SPD will implement a Sexual Assault Management System for real-time tracking and management of sexual assault kits, aiding in the seamless collaboration among MDT members. Advanced DNA testing methodologies will be employed to resolve cases. This grant will support victim-centered notifications and trauma-informed support services, ensuring survivors receive timely and sensitive updates. The contract term runs from October 1, 2024 to September 30, 2027. This grant will support 1 FTE position intended to sunset September 30, 2027, unless new funding is secured. There are no matching requirements or other ongoing cost impacts by accepting this grant.</p>	General Fund (00100)	Criminal Investigations (00100-BO-SP-P7000)		1,500,000	1,500,000

Item	Department	Source	Description	Fund	Budget Summary Level / BCL Code	Capital Project / ID	Accepted (\$)	Appropriated (\$)
1.23 / 2.23	Seattle Police Department	Federal Department of Justice, Office for Victims of Crime	This item increases grant-backed appropriation authority by \$490,183 in the Seattle Police Department, in the General Fund Criminal Investigations Budget Control Level (00100-BO-SP-P7000). This grant funding is from the U.S. Department of Justice Office for Victims of Crime (OVC). This item provides funding for the continuation of the Human Trafficking Task Force, including support for 1 FTE Labor Trafficking detective. The funding will also be used for overtime for detectives, administrative time, translation services, evaluation, purchase of equipment, training and supplies. The term of this grant runs from October 1, 2024 through September 30, 2027. There is a matching requirement of \$163,394 for in-kind personnel. This grant supports 1 FTE position intended to sunset September 30, 2027, unless new funding is secured. There are no other ongoing cost impacts by accepting this grant.	General Fund (00100)	Criminal Investigations (00100-BO-SP-P7000)		490,183	490,183
1.24 / 2.24	Seattle Police Department	Federal Department of Justice, Office of Justice Programs	This item increases grant-backed appropriation authority by \$690,400 in the Seattle Police Department, in the General Fund Chief of Police Budget Control Level (00100-BO-SP-P1000). This funding is from the Department of Justice Bureau of Justice Assistance. This item provides funding for an Intelligent Risk Management (IRM) system. The IRM system leverages natural language processing and advanced statistical models to classify call severity in real time, reducing the need for an "all-hazards" police response. Grant funds will allow SPD to refine, test, and deploy the IRM system citywide, improving response times, operational efficiency, and community safety. The project will involve rigorous testing to ensure the system's accuracy and integration with existing operations, followed by comprehensive training and full-scale deployment across Seattle's emergency response network. The contract term runs from October 1, 2024 to September 30, 2027. There are no matching requirements or ongoing cost impacts associated with this item.	General Fund (00100)	Chief of Police (00100-BO-SP-P1000)		690,400	690,400
1.25 / 2.25	Seattle Police Department	Washington State Attorney General's Office	This item increases grant-backed appropriation authority by \$343,310 in the Seattle Police Department, by \$223,310 in the General Fund Collaborative Policing Budget Control Level (00100-BO-SP-P4000) and by \$120,000 in the General Fund Technical Services Budget Control Level (00100-BO-SP-P8000). This funding is from the Washington State Attorney General's Office. This item provides funding for two projects: 1) Youth Firearm Safety Outreach (\$223,310) is a partnership with UW's Harborview Injury Prevention & Research Center & 2) Secure Firearm Storage (\$120,000) is the purchase of static and mobile shelving to expand our secure gun storage capacity. The contract term runs from January 1, 2025 to December 31, 2026. There are no matching requirements or ongoing cost impacts associated with this item.	General Fund (00100)	Collaborative Policing (00100-BO-SP-P4000)		343,310	223,310
				General Fund (00100)	Technical Services (00100-BO-SP-P8000)			120,000

Item	Department	Source	Description	Fund	Budget Summary Level / BCL Code	Capital Project / ID	Accepted (\$)	Appropriated (\$)
1.26 / 2.26	Seattle Police Department	Washington State Parks and Recreation Commission	This item increases grant-backed appropriation authority by \$41,727 in the Seattle Police Department, in the General Fund Special Operations Budget Control Level (00100-BO-SP-P3400). This funding is from the Washington State Parks and Recreation Commission under the Recreational Boating Safety Program. This item provides funding to carry out approved prevention plans and report goals as required by the grantor; execute special emphasis patrols in Seattle; enforce policies and laws; conduct vessel safety inspections and recreational boater safety education; attend community events; make presentations to groups and schools concerning boater safety; and participate in Operation Dry Water. The term of the grant runs from January 1, 2025 through December 31, 2025. There is a \$5,432 match for this grant that will be satisfied by the SPD Harbor Unit. There are no ongoing cost impacts associated with this item.	General Fund (00100)	Special Operations (00100-BO-SP-P3400)		41,727	41,727
1.27 / 2.27	Seattle Police Department	Washington Traffic Safety Commission	This item increases grant-backed appropriation authority by \$50,000 in the Seattle Police Department, in the General Fund Special Operations Budget Control Level (00100-BO-SP-P3400). This grant funding is from the Washington State Traffic Safety Commission. This item provides funding for overtime related to supplemental traffic enforcement with special emphasis on impaired and distracted driving, seat belt, and motorcycle safety. The contract term runs from October 1, 2024 to September 30, 2025. There are no matching requirements or ongoing cost impacts associated with this item.	General Fund (00100)	Special Operations (00100-BO-SP-P3400)		50,000	50,000
1.28 / 2.28	Seattle Police Department	Washington Traffic Safety Commission	This item increases grant-backed appropriation authority by \$5,000 in the Seattle Police Department, in the General Fund Special Operations Budget Control Level (00100-BO-SP-P3400). This grant funding is from the Washington State Traffic Safety Commission. This item provides funding to support the Law Enforcement Liaison (LEL) position, which works to: 1. Grow participation in regional traffic safety activities; 2. Provide leadership in the development of professional development for traffic safety minded officers; and 3. Provide guidance/feedback on law enforcement topics to the regional Target Zero Manager and traffic safety coalition (if applicable). The contract term runs from November 18, 2024 to September 30, 2025. There are no matching requirements or ongoing cost impacts associated with this item.	General Fund (00100)	Special Operations (00100-BO-SP-P3400)		5,000	5,000
1.29 / 2.29	Seattle Public Utilities	Washington State Department of Commerce	This item accepts a grant and increases appropriation authority for Seattle Public Utilities (SPU), in the Drainage and Wastewater Fund Leadership and Administration Budget Control Level (44010-BO-SU-N100B) and the Water Fund Leadership and Administration Budget Control Level (43000-BO-SU-N100B), for a grant from the Washington State Department of Commerce (WSDC). SPU is applying on behalf of Watershed Community Development, which is building the Elements, the first of five buildings of a live/work district in the Georgetown neighborhood. The building will have 158 units, specifically for people earning 40-80% AMI with some preferentially offered to artist-residents. This item provides \$751,375 from WSDC to SPU. The duration of this grant will be 24 months from the date of execution.	Drainage and Wastewater Fund (44010)	Leadership and Administration (44010-BO-SU-N100B)		375,688	375,688
				Water Fund (43000)	Leadership and Administration (43000-BO-SU-N100B)		375,688	375,688

Item	Department	Source	Description	Fund	Budget Summary Level / BCL Code	Capital Project / ID	Accepted (\$)	Appropriated (\$)
1.30	Seattle Public Utilities	King County Flood Control District	This item accepts a grant award of \$1,000,000 to Seattle Public Utilities (SPU) in the Drainage and Wastewater Fund Protection of Beneficial Uses Budget Control Level (44010-BC-SU-C333B). This is being awarded by the King County Flood Control District (KCFD) and is intended to reduce recurrent street and property flooding in a residential area surrounding 17th Avenue NW and NW 87th Street. SPU will improve drainage capacity by upsizing pipes and promoting shallow and deep infiltration. KCFD is a quasi-municipal corporation of the State of Washington, authorized to provide funding for flood control and stormwater protection projects and activities. This item provides funding to reduce recurrent street and property flooding in a residential area surrounding 17th Avenue NW and NW 87th Street. This item provides \$1,000,000 from KCFD to SPU. No new appropriation in SPU is needed. This award runs through December 31, 2027.	Drainage and Wastewater Fund (44010)	Protection of Beneficial Uses (44010-BC-SU-C333B)	GSI for Protection of Beneficial Uses (MC-SU-C3316)	1,000,000	
1.31	Seattle Public Utilities	Washington State Recreation and Conservation Office	This item accepts a grant award of \$700,000 to Seattle Public Utilities in the Drainage and Wastewater Fund Protection of Beneficial Uses Budget Control Level (44010-BC-SU-C333B). This grant is being awarded by the Washington State Recreation and Conservation Office and provides funding to complete final designs and permitting for replacement of a fish passage barrier on Fauntleroy Creek at 45th Ave SW. No new appropriation at SPU is needed.	Drainage and Wastewater Fund (44010)	Protection of Beneficial Uses (44010-BC-SU-C333B)	Creek Culvert Replacement Program (MC-SU-C3314)	700,000	
1.32	Seattle Department of Transportation	Federal Highway Administration	This item accepts \$1,192,835 grant in the Seattle Department of Transportation (SDOT) Transportation Fund Mobility Capital Budget Control Level (13000-BC-TR-19003). This grant funding is from the Federal Highway Administration (FHWA) through the Surface Transportation Block Grant program. This item provides funding to construct new bus stops and bus stop amenities. The following SDOT projects are funded under this grant: Graham Street Station Access & Complete Street. The local match requirement is 13.5% and has been budgeted. There are no ongoing operating implications from this grant.	Transportation Fund (13000)	Mobility-Capital (13000-BC-TR-19003)	TBD	1,192,835	
1.33	Seattle Department of Transportation	Federal Highway Administration	This item accepts \$2,560,000 grant in the Seattle Department of Transportation (SDOT) Transportation Fund Mobility Capital Budget Control Level (13000-BC-TR-19003). This grant funding is from the Federal Highway Administration (FHWA) through the Carbon Reduction program. This item provides funding to construct new bus stops and bus stop amenities. The following SDOT projects are funded under this grant: Graham Street Station Access & Complete Street. The grant appropriation will be requested in 2025 Mid-year Supplemental. The local match requirement is 13.5%, and is budgeted. There are no ongoing operating implications from this grant.	Transportation Fund (13000)	Mobility-Capital (13000-BC-TR-19003)	TBD	2,560,000	
TOTAL							47,379,926	34,318,025

April 14, 2025

MEMORANDUM

To: Finance, Native Communities & Tribal Governments
From: Edin Sisic, Analyst
Subject: Council Bill 120970 – 2025 Q1 Grant Acceptance & Appropriation Ordinance

On April 16, 2025, the Finance, Native Communities & Tribal Governments Committee (“Committee”) will discuss Council Bill (CB) 120970, which would provide authority for select City departments to accept and appropriate the expenditure of specified grant revenues from non-City sources.

This memo summarizes CB 120970 and describes the next steps in the process.

CB 120970 Summary

CB 120970 is the first comprehensive grant acceptance and appropriation legislation transmitted by the Executive in 2025, authorizing City departments to accept a total of \$47.4 million and appropriate \$34.3 million from external funding sources. Table 1 (*2025 Q1 Grant Acceptances and Appropriations by Department and Grant Source*) shows, by department, the total award, appropriation, and local grant match required amount from each granting agency.

(Table 1. 2025 Q1 Grant Acceptances and Appropriations by Department and Grant Source on Page 2)

Table 1. 2025 Q1 Grant Acceptances and Appropriations by Department and Grant Source

Department & Grant Source	Accepted Amount	Appropriated Amount	Grant Match Amount
Department of Finance and Administrative Services			
Washington State (WA) Department of Commerce	\$309,464	\$309,464	\$102,000
Executive – Office of Emergency Management (OEM)			
WA Military Department (Federal Emergency Management Agency)	\$7,781	\$7,781	\$0
WA Military Department, Emergency Management Division	\$365,791	\$365,791	\$365,791
Executive (OEM) Subtotal	\$373,572	\$373,572	\$365,791
Executive – Office of Housing (OH)			
Federal Department of Housing and Urban Development	\$1,666,279	\$1,666,279	\$0
Puget Sound Energy	\$832,750	\$832,750	\$0
Executive (OH) Subtotal	\$2,499,029	\$2,499,029	\$0
Executive – Office of Sustainability and Environment (OSE)			
Environmental Defense Fund	\$15,400	\$15,400	\$0
WA Department of Ecology	\$665,746	\$665,746	\$0
Executive (OSE) Subtotal	\$681,146	\$681,146	\$0
Law Department			
Federal Department of Justice Office on Violence Against Women	\$500,000	\$500,000	\$0
Seattle Center			
Federal Transit Administration / Puget Sound Regional Council	\$3,051,546	\$3,051,546	\$0
Seattle City Light (SCL)			
United States Department of Energy	\$2,587,500	\$2,587,500	\$0
United States Department of the Interior	\$223,055	\$223,055	\$0
SCL Subtotal	\$2,810,555	\$2,810,555	\$0
Seattle Department of Construction and Inspections (SDCI)			
WA Military Department and Federal Emergency Management Agency	\$142,333	\$142,333	\$20,333
Seattle Department of Transportation (SDOT)			
City of Minneapolis; Federal Department of Transportation	\$6,476,550	\$6,476,550	\$0
Federal Highway Administration	\$23,213,968	\$11,852,067	\$2,866,856
King County Metro	\$1,000,000	\$1,000,000	\$0
WA Department of Transportation	\$749,767	\$749,767	\$0
SDOT Subtotal	\$31,440,285	\$20,078,384	\$2,866,856
Seattle Police Department (SPD)			
Federal Department of Justice, Bureau of Justice Assistance	\$1,500,000	\$1,500,000	\$0
Federal Department of Justice, Office for Victims of Crime	\$490,183	\$490,183	\$163,394
Federal Department of Justice, Office of Justice Programs	\$690,400	\$690,400	\$0
WA Attorney General's Office	\$343,310	\$343,310	\$0
WA State Parks and Recreation Commission	\$41,727	\$41,727	\$5,432
WA Traffic Safety Commission	\$55,000	\$55,000	\$0
SPD Subtotal	\$3,120,620	\$3,120,620	\$168,826
Seattle Public Utilities (SPU)			
King County Flood Control District	\$1,000,000	\$0	\$0
Washington State Department of Commerce	\$751,376	\$751,376	\$0
Washington State Recreation and Conservation Office	\$700,000	\$0	\$0
SPU Subtotal	\$2,451,376	\$751,376	\$0
Grand Total	\$47,379,926	\$34,318,025	\$3,523,806

Of the total acceptance amount in Table 1, over 50 percent (\$25 million) is funding for transportation related Capital Improvement Program (CIP) projects within the Seattle Department of Transportation (SDOT). This includes \$23.2 million from the Federal Highway Administration (FHWA) for several capital projects, including:

- \$5.5 million for non-motorized access improvements to four new Link Light Rail stations in West Seattle,
- \$8.2 million for transit corridor construction for direct transit access to the future South Lake Union Light Rail Station,
- \$5.8 million for traffic signal upgrades, interconnectivity, and optimization work related to Vision Zero, and;
- \$3.8 million for a new bus stop and related amenities at Graham Street Station.

In addition to the CIP related grants, CB 120970 would accept and appropriate \$14.8 million of operating grant backed items. This includes three separate grants totaling \$2.7 million from the Federal Department of Justice (DOJ) to the Seattle Police Department (SPD). This funding would address the sexual assault case backlog, allow for the continuance of the Human Trafficking Task Force, and deploy a citywide Intelligent Risk Management (IRM) system, which leverages natural language processing and advanced statistical models to classify call severity in real time. DOJ also awarded \$500,000 to the Law Department to support a temporary investigator position over three years, to investigate and prosecute domestic violence cases against women.

Other noteworthy operating grant backed items include:

- \$6.5 million from the Federal Department of Transportation to SDOT, to improve commercial load zone compliance and implement a digital commercial vehicle permit model.
- \$1.7 million from the Federal Department of Housing and Urban Development to the Office of Housing (OH) for predevelopment and capital development costs of the Henderson Street affordable housing project.
- \$833,000 from Puget Sound Energy to OH, to support the implementation of energy efficiency improvements for low-income homeowners.
- \$366,000 from the Washington State Military Department, Emergency Management Division to Office of Emergency Management (OEM) for emergency management planning, training and exercise coordination. This grant requires a 100 percent match and partially funds two of OEM's existing emergency management positions.

These and all other grants that would be accepted in the bill are described in Attachment A to the summary and fiscal note submitted by the Executive. It is worth noting that, consistent with past practice, and given that spending of external grant awards can cross fiscal years, the appropriations made in CB 120970 are non-lapsing, meaning the authority to spend these amounts will persist until funds are fully expended, or the appropriations are abandoned through a future Council action.

Next Steps

If the Committee votes to make a recommendation on CB 120970 at its May 7, 2025, meeting, the legislation will be considered for final action at the May 13, 2025, City Council meeting.

cc: Ben Noble, Director



SEATTLE CITY COUNCIL
CENTRAL STAFF

Council Bill 120970

2025 Q1 Grant Acceptance & Appropriation Ordinance

EDIN SISIC, FISCAL POLICY ANALYST

FINANCE, NATIVE COMMUNITIES & TRIBAL GOVERNMENTS

APRIL 16, 2025

CB 120970 - Grant Acceptance & Appropriation

- **First comprehensive grant acceptance and appropriation in 2025**
- **Would authorize departments to accept \$47.4 million and appropriate \$34.3 million from external sources**
- **\$23.2 million are CIP grants for SDOT related projects, including:**
 - \$8.2 million for transit corridor construction for direct transit access to the future South Lake Union Light Rail Station,
 - \$5.5 million for non-motorized access improvements to four new Link Light Rail stations in West Seattle,
 - \$5.8 million for traffic signal upgrades, interconnectivity, and optimization work related to Vision Zero, and;
 - \$3.8 million for a new bus stop and related amenities at Graham Street Station.

CB 120970 - Grant Acceptance & Appropriation (cont'd)

- **\$14.8 million of operating budget grant acceptances, including:**
 - \$2.7 million from DOJ to SPD and \$500,000 to the Law Department
 - \$6.5 million from Federal Department of Transportation to SDOT for vehicle permit model
 - \$1.7 million to OH for Henderson Street affordable housing project
 - \$833,000 for energy efficiency improvements for low-income homeowners

CB 120970 – Next Steps

Wednesday, May 7	Second Committee Hearing and Possible Vote <ul style="list-style-type: none">• Amendment requests are due by April 30th (Wed)
Tuesday, May 13	Final Action at City Council Meeting

Questions?