



SEATTLE CITY COUNCIL

Select Budget Committee

Agenda

Thursday, November 19, 2020

9:30 AM

Session I at 9:30 a.m. & Session II at 2 p.m.

Remote Meeting. Call 253-215-8782; Meeting ID: 586 416 9164; or
Seattle Channel online.

Teresa Mosqueda, Chair
Lisa Herbold, Vice-Chair
M. Lorena González, Member
Debora Juarez, Member
Andrew J. Lewis, Member
Tammy J. Morales, Member
Alex Pedersen, Member
Kshama Sawant, Member
Dan Strauss, Member

Chair Info: 206-684-8808; Teresa.Mosqueda@seattle.gov

[Watch Council Meetings Live](#) [View Past Council Meetings](#)

For accessibility information and for accommodation requests, please call
206-684-8888 (TTY Relay 7-1-1), email CouncilAgenda@Seattle.gov, or visit
<http://seattle.gov/cityclerk/accommodations>.



SEATTLE CITY COUNCIL

Select Budget Committee

Agenda

November 19, 2020 - 9:30 AM

Session I at 9:30 a.m. & Session II at 2 p.m.

Meeting Location:

Remote Meeting. Call 253-215-8782; Meeting ID: 586 416 9164; or Seattle Channel online.

Committee Website:

<http://www.seattle.gov/council/committees/budget>

This meeting also constitutes a meeting of the City Council, provided that the meeting shall be conducted as a committee meeting under the Council Rules and Procedures, and Council action shall be limited to committee business.

In-person attendance is currently prohibited per Washington State Governor's Proclamation No. 20-28.12, through December 7, 2020. Meeting participation is limited to access by telephone conference line and Seattle Channel online.

Register online to speak during the Public Comment period at the 9:30 a.m. Select Budget Committee meeting at

<http://www.seattle.gov/council/committees/public-comment>.

Online registration to speak at the Select Budget Committee meeting will begin two hours before the 9:30 a.m. meeting start time, and registration will end at the conclusion of the Public Comment period during the meeting. Speakers must be registered in order to be recognized by the Chair.

Submit written comments to Councilmembers at

Council@seattle.gov

Sign-up to provide Public Comment at the meeting at

<http://www.seattle.gov/council/committees/public-comment>

Watch live streaming video of the meeting at

<http://www.seattle.gov/council/watch-council-live>

Listen to the meeting by calling the Council Chamber Listen Line at 253-215-8782 Meeting ID: 586 416 9164

One Tap Mobile No. US: +12532158782,,5864169164#

This Agenda is replicated from the November 18, 2020 Select Budget Committee meeting agenda, and the Select Budget Committee will only discuss items that are pending and not completed before adjournment at the November 18, 2020 meeting.

Please Note: Times listed are estimated

The Select Budget Committee Votes on the Proposed Balancing Package

Session I - 9:30 a.m.

The Select Budget Committee will consider unfinished business carried over from the November 18, 2020 meeting, which may result with the meeting beginning with items of business under Session I or Session II. If time permits during Session I, the Select Budget Committee may discuss agenda items in Session II.

A. Call To Order

B. Approval of the Agenda

C. Public Comment

D. Items of Business

I. Process Overview

1. Introduction and Voting Process Overview

Supporting
Documents: [Presentation](#)

Briefing and Discussion

Presenter: Aly Pennucci, Council Central Staff

II. Voting Group A - Consent Package

2. [CBA](#)
[BLG-001-A-00](#)
[2](#) Pass CB 119909, the 2020 3rd quarter Grant Acceptance Ordinance, authorizing the acceptance of \$12,692,344 of funding from non-City sources.

Attachments: [CBA BLG-001-A-002](#)
3. [CBA](#)
[BLG-004-A-00](#)
[2](#) File Mayor's 2021 Proposed Budget to CF 314462

Attachments: [CBA BLG-004-A-002](#)
4. [CBA](#)
[BLG-005-A-00](#)
[2](#) File Mayor's Proposed 2021-2026 Capital Improvements Program (CIP) to CF 314463

Attachments: [CBA BLG-005-A-002](#)
5. [CBA](#)
[BLG-006-A-00](#)
[2](#) Pass CB 119912, the 2021 recurring grant acceptance ordinance

Attachments: [CBA BLG-006-A-002](#)
6. [CBA](#)
[BLG-007-A-00](#)
[2](#) Pass CB 119913 - SDCI Fee Ordinance

Attachments: [CBA BLG-007-A-002](#)
7. [CBA](#)
[BLG-008-A-00](#)
[2](#) Pass CB 119914 - Parks Fee Ordinance

Attachments: [CBA BLG-008-A-002](#)

8. [CBA](#)
[BLG-009-A-00](#)
[2](#)
Attachments: [CBA BLG-009-A-002](#)
Adopt Resolution 31975 - 2021 GF Support for SPR Exception
9. [CBA](#)
[BLG-010-A-00](#)
[2](#)
Attachments: [CBA BLG-010-A-002](#)
Pass CB 119915 - SPU Drainage Treatment Rate Passthrough Ordinance
10. [CBA](#)
[BLG-011-A-00](#)
[2](#)
Attachments: [CBA BLG-011-A-002](#)
Pass CB 119916 - SPU Wastewater Treatment Rate Passthrough Ordinance
11. [CBA](#)
[BLG-012-A-00](#)
[2](#)
Attachments: [CBA BLG-012-A-002](#)
Pass CB 119917 - Seattle Center 2021-2022 Facility Fees and Contracting Ordinance
12. [CBA](#)
[BLG-013-A-00](#)
[2](#)
Attachments: [CBA BLG-013-A-002](#)
Pass CB 119918 - Seattle Center Operating Interfund Loan Ordinance
13. [CBA](#)
[BLG-014-B-00](#)
[2](#)
Attachments: [CBA BLG-014-B-002](#)
Amend and pass as amended CB 119919 - FAS Multipurpose LTGO Bonds 2021 ordinance

14. [CBA](#)
[BLG-015-A-00](#)
[2](#)
Attachments: [CBA BLG-015-A-002](#)
Pass CB 119920 - Omnibus SCL Light Bond Defeasance Ordinance
15. [CBA](#)
[BLG-016-A-00](#)
[2](#)
Attachments: [CBA BLG-016-A-002](#)
Pass CB 119921 - SCL 2021 City Light Bond Ordinance
16. [CBA](#)
[BLG-017-A-00](#)
[2](#)
Attachments: [CBA BLG-017-A-002](#)
Pass CB 119922 - SPU 2021 Drainage and Wastewater System Bond Ordinance
17. [CBA](#)
[BLG-018-A-00](#)
[2](#)
Attachments: [CBA BLG-018-A-002](#)
Pass CB 119923 - SPU Drainage and Wastewater Omnibus Bond Defeasance Ordinance
18. [CBA](#)
[BLG-019-A-00](#)
[2](#)
Attachments: [CBA BLG-019-A-002](#)
Pass CB 119924 - SPU Solid Waste Omnibus Bond Defeasance Ordinance
19. [CBA](#)
[BLG-020-A-00](#)
[2](#)
Attachments: [CBA BLG-020-A-002](#)
Pass CB 119925 - SPU 2021 Water System Bond Ordinance

20. [CBA](#)
[BLG-021-A-00](#)
[2](#)
Attachments: [CBA BLG-021-A-002](#)
Pass CB 119926 - SPU Water Omnibus Bond Defeasance Ordinance
21. [CBA](#)
[BLG-022-C-00](#)
[2](#)
Attachments: [CBA BLG-022-C-002](#)
Pass CB 119947 - SDOT Interfund Loan Ordinance
22. [CBA](#)
[BLG-023-A-00](#)
[2](#)
Attachments: [CBA BLG-023-A-002](#)
Pass CB 119928, CBO legislation to deposit admission tax proceeds directly into the Arts and Culture Fund
23. [CBA](#)
[BLG-024-A-00](#)
[2](#)
Attachments: [CBA BLG-024-A-002](#)
Adopt Resolution 31976 - CBO Arts and Culture Fund Policies
24. [CBA](#)
[BLG-025-A-00](#)
[2](#)
Attachments: [CBA BLG-025-A-002](#)
Pass CB 119929 - Seattle Center 2021-2022 Parking Rates Ordinance
25. [CBA](#)
[BLG-026-A-00](#)
[2](#)
Attachments: [CBA BLG-026-A-002](#)
Pass CB 119930 - SDOT Move Seattle Categorical Spending Ordinance

26. [CBA](#)
[BLG-028-A-00](#)
[2](#)
Attachments: [CBA BLG-028-A-002](#)
Pass CB 119932 – TNC Tax Threshold Amendment Ordinance
27. [CBA](#)
[BLG-029-A-00](#)
[2](#)
Attachments: [CBA BLG-029-A-002](#)
Adopt Resolution 31977 - Retirement 2021 Credit Interest Rates Resolution
28. [CBA](#)
[BLG-030-A-00](#)
[2](#)
Attachments: [CBA BLG-030-A-002](#)
Adopt Resolution 31978 - Valuation and Actuarially Required Contribution for 2021
29. [CBA](#)
[BLG-031-B-00](#)
[2](#)
Attachments: [CBA BLG-031-B-002](#)
[CBA BLG-031-B-002 ATT A - OEM Amendments](#)
Amend and pass as amended CB 119933, which would create the Office of Emergency Management in the Executive Department
30. [CBA](#)
[BLG-034-A-00](#)
[2](#)
Attachments: [CBA BLG-034-A-002](#)
Pass CB 119936 - Transportation Network Company (TNC) Deactivation Rights Ordinance Amendments
31. [CBA](#)
[BLG-035-A-00](#)
[2](#)
Attachments: [CBA BLG-035-A-002](#)
Pass CB 119937 - CBO Paycheck Protection Program (PPP) Exemption Ordinance

32. [CBA](#)
[BLG-037-A-00](#)
[2](#)
Attachments: [CBA BLG-037-A-002](#)
Pass CB 119939 - CBO Long Property Tax 2021 Ordinance
33. [CBA](#)
[BLG-038-A-00](#)
[2](#)
Attachments: [CBA BLG-038-A-002](#)
Pass CB 119940 - CBO Short Property Tax 2021 Ordinance
34. [SLI](#)
[CBO-001-A-00](#)
[3](#)
Attachments: [SLI CBO-001-A-003](#)
Request a new Internet for All section in the 2021 Adopted Budget Book
35. [CBA](#)
[CBO-002-A-00](#)
[1](#)
Attachments: [CBA CBO-002-A-001](#)
Errata Corrections to the Proposed Budget and CIP
36. [CBA](#)
[DEEL-001-A-0](#)
[03](#)
Attachments: [CBA DEEL-001-A-003](#)
Add \$550,000 of 2011 Families and Education Levy to DEEL for a study and one-time programmatic funding for Black girls and young women and Black queer and trans youth
37. [CBA](#)
[DEEL-002-B-0](#)
[02](#)
Attachments: [CBA DEEL-002-B-002](#)
Cut \$550,000 GF from Finance General for Equitable Communities Initiative and add \$550,000 GF to DEEL for a restorative justice pilot program

38. [CBA](#)
[DON-001-A-00](#)
[3](#) Add a Planning and Development Specialist II and \$130,350 to DON to staff an Indigenous Advisory Council

Attachments: [CBA DON-001-A-003](#)

39. [CBA](#)
[DON-003-A-00](#)
[3](#) Add \$75,000 GF to DON for a South Park safety coordinator

Attachments: [CBA DON-003-A-003](#)

40. [SLI](#)
[FAS-001-A-00](#)
[3](#) Request that FAS report on potential space for a food bank in Belltown

Attachments: [SLI FAS-001-A-003](#)

41. [SLI](#)
[FAS-002-B-00](#)
[2](#) Request that FAS provide a report on small business Business and Occupation tax relief options

Attachments: [SLI FAS-002-B-002](#)

42. [CBA](#)
[FG-001-A-002](#) Add \$150,000 GF to FG to Create an Independent Economics and Forecasting Office and Impose Two Provisos

Attachments: [CBA FG-001-A-002](#)

43. [CBA](#)
[FG-002-B-002](#) Cut \$30 million GF from Finance General for the Equitable Communities Initiative and add \$30 million GF to Finance General for a Strategic Investment Fund to address displacement and impose a proviso

Attachments: [CBA FG-002-B-002](#)

44. [CBA
FG-004-A-002](#) Cut \$18 million GF from Finance General for the Equitable Communities Initiative and add \$18 million GF to Finance General for a Participatory Budgeting process and impose a proviso

Attachments: [CBA FG-004-A-002](#)
45. [CBA
FG-005-A-002](#) Recognize the City Budget Office's November 2020 forecast update

Attachments: [CBA FG-005-A-002](#)
46. [CBA
HOM-007-A-003](#) Add \$1,000,000 GF to HSD to increase funding for mobile crisis teams

Attachments: [CBA HOM-007-A-003](#)
47. [CBA
HOM-008-B-002](#) Add \$2,800,000 GF (\$1,200,000 one time) to HSD to expand tiny home villages

Attachments: [CBA HOM-008-B-002](#)
48. [CBA
HOM-009-B-002](#) Add \$1,400,000 GF (\$600,000 one-time) to HSD for a temporary tiny home village

Attachments: [CBA HOM-009-B-002](#)
49. [CBA
HOM-010-A-003](#) Add \$655,000 GF to HSD to support 24-hour operations at basic shelters

Attachments: [CBA HOM-010-A-003](#)

50. [CBA](#)
[HOM-014-A-00](#)
[3](#) Add \$750,000 GF in one-time funding to HSD to increase funding to maintain rapid re-housing caseloads and impose a proviso

Attachments: [CBA HOM-014-A-003](#)
51. [CBA](#)
[HOM-015-A-00](#)
[3](#) Impose a proviso to restrict \$400,000 GF in one-time funds in HSD for homelessness prevention services for families with school-age children and impose a proviso

Attachments: [CBA HOM-015-A-003](#)
52. [CBA](#)
[HOM-016-A-00](#)
[3](#) Add \$34,000 GF to HSD to fully fund a landlord liaison program and impose a proviso

Attachments: [CBA HOM-016-A-003](#)
53. [CBA](#)
[HOM-017-A-00](#)
[3](#) Add \$1,661,200 GF in one-time funding to HSD to increase services at agencies specializing in American Indian and Alaska Native populations

Attachments: [CBA HOM-017-A-003](#)
54. [CBA](#)
[HOM-019-A-00](#)
[3](#) Add \$109,187 GF in one-time funding and 1.0 term-limited FTE in HSD for grants and contracts administration and impose a proviso

Attachments: [CBA HOM-019-A-003](#)
55. [CBA](#)
[HSD-001-A-00](#)
[3](#) Add \$60,358 GF to HSD for Age Friendly Seattle

Attachments: [CBA HSD-001-A-003](#)

56. [SLI](#)
[HSD-002-A-00](#)
[3](#) Request that HSD carry forward unspent funding for senior congregate meal programs to 2021

Attachments: [SLI HSD-002-A-003](#)
57. [CBA](#)
[HSD-004-A-00](#)
[3](#) Add \$46,800 GF to HSD to provide safe services at a cultural center serving the Native and Indigenous community

Attachments: [CBA HSD-004-A-003](#)
58. [CBA](#)
[HSD-005-A-00](#)
[3](#) Add \$33,000 GF to HSD and \$67,000 GF to DEEL and for programs supporting Native and Indigenous children and families

Attachments: [CBA HSD-005-A-003](#)
59. [SLI](#)
[HSD-006-A-00](#)
[3](#) Request that HSD provide a report on demand and costs for citywide diversion program by August 2, 2021

Attachments: [SLI HSD-006-A-003](#)
60. [CBA](#)
[HSD-007-B-00](#)
[2](#) Add \$80,000 GF to HSD for commercial sexual exploitation services

Attachments: [CBA HSD-007-B-002](#)
61. [CBA](#)
[HSD-008-A-00](#)
[3](#) Cut \$10 million from Finance General for the Equitable Communities Initiative, add \$10 million to HSD for community-led public safety investments, and impose a proviso

Attachments: [CBA HSD-008-A-003](#)

62. [CBA](#)
[HSD-009-B-00](#)
[2](#) Add \$1.12 million to HSD for drug user health services and impose a proviso

Attachments: [CBA HSD-009-B-002](#)
63. [CBA](#)
[HSD-050-B-00](#)
[2](#) Add \$200,000 GF to HSD to increase harm reduction programs and impose a proviso

Attachments: [CBA HSD-050-B-002](#)
64. [CBA](#)
[HSD-900-A-00](#)
[2](#) Cut \$2,000,000 GF from HSD for the Joint Community Safety Interdepartmental Team Recommendations

Attachments: [CBA HSD-900-A-002](#)
65. [CBA](#)
[LEG-001-B-00](#)
[2](#) Add \$60,000 GF to LEG to supplement a King County survey on countywide human service wage inequities

Attachments: [CBA LEG-001-B-002](#)
66. [CBA](#)
[LEG-002-B-00](#)
[2](#) Add \$150,000 GF to LEG to fund transportation impact fee studies

Attachments: [CBA LEG-002-B-002](#)
67. [SLI](#)
[MO-001-A-002](#) Request that the Executive recommend strategies for consolidating urban forestry functions

Attachments: [SLI MO-001-A-002](#)

68. [CBA](#)
[OCR-001-B-00](#)
[2](#) Cut \$1.08 million from Finance General and add \$1.08 GF to OCR for community-based organizations providing alternatives to or addressing harm created by the criminal justice system

Attachments: [CBA OCR-001-B-002](#)
69. [SLI](#)
[OCR-002-A-00](#)
[3](#) Request that the Executive participate in a work group regarding implementation of the 2019 Racial Equity Toolkit (RET) report

Attachments: [SLI OCR-002-A-003](#)
70. [SLI](#)
[OED-002-A-00](#)
[3](#) Request that OED develop strategies to support farmers markets

Attachments: [SLI OED-002-A-003](#)
71. [SLI](#)
[OED-004-A-00](#)
[3](#) Request that OED develop a construction impacts mitigation program for small businesses

Attachments: [SLI OED-004-A-003](#)
72. [CBA](#)
[OH-001-B-002](#) Add \$200,000 of fund balance in OH to fund the Home and Hope Program

Attachments: [CBA OH-001-B-002](#)
73. [CBA](#)
[OH-002-A-003](#) Add \$1.7 million of GF to OH for property acquisition and feasibility study for Aurora Commons Redevelopment Project

Attachments: [CBA OH-002-A-003](#)
74. [CBA](#)
[OH-003-A-003](#) Add \$200,000 GF to OH for the Home for Good Program

Attachments: [CBA OH-003-A-003](#)

75. [CBA OH-004-A-002](#) Add \$100,000 in GF to OH for pre-development costs for property in the Central Area
Attachments: [CBA OH-004-A-002](#)
76. [CBA OIG-001-A-002](#) Add \$65,000 GF to OIG for Sentinel Event Review
Attachments: [CBA OIG-001-A-002](#)
77. [CBA OIRA-001-A-003](#) Add \$190,000 GF to OIRA for the Legal Defense Network
Attachments: [CBA OIRA-001-A-003](#)
78. [CBA OPCD-001-A-003](#) Proviso \$30,000 in OPCD for the Comprehensive Plan Environmental Impact Statement
Attachments: [CBA OPCD-001-A-003](#)
79. [CBA OPCD-002-A-003](#) Proviso \$100,000 in OPCD for Comprehensive Plan outreach and engagement in 2021
Attachments: [CBA OPCD-002-A-003](#)
80. [CBA OPCD-003-A-001](#) Cut \$1.6 million Short Term Rental Tax and add \$1.6 million GF to OPCD for Equitable Development Initiative Grants
Attachments: [CBA OPCD-003-A-001](#)

81. [CBA](#)
[OSE-002-A-00](#)
[3](#)
Attachments: [CBA OSE-002-A-003](#)
Add \$132,000 GF to OSE for the Green New Deal Advisor position
82. [CBA](#)
[OSE-003-A-00](#)
[3](#)
Attachments: [CBA OSE-003-A-003](#)
Add \$150,000 GF and 1.0 FTE Senior Planning and Development Specialist to OSE for Energy Benchmarking and Building Tune-Ups
83. [CBA](#)
[OSE-004-A-00](#)
[3](#)
Attachments: [CBA OSE-004-A-003](#)
Add \$140,000 GF to OSE for the Climate Policy Advisor position
84. [SLI](#)
[RET-001-B-00](#)
[2](#)
Attachments: [SLI RET-001-B-002](#)
Request that SCERS provide a report on sources and uses of City retirement funds and performance of the SCERS II plan
85. [CBA](#)
[SDCI-001-A-0](#)
[03](#)
Attachments: [CBA SDCI-001-A-003](#)
Add \$99,033 GF and 1 FTE Housing and Zoning Technician to SDCI for tenant outreach and Property Owner and Tenant Assistance Group staffing
86. [SLI](#)
[SDCI-003-A-0](#)
[03](#)
Attachments: [SLI SDCI-003-A-003](#)
Report by SDCI on permit processing times

87. [CBA](#)
[SDCI-004-A-0](#)
[03](#) Add \$500,000 GF to SDCI for tenant outreach, education,
organizing, and other services

Attachments: [CBA SDCI-004-A-003](#)
88. [SLI](#)
[SDCI-005-A-0](#)
[03](#) Report by SDCI on transferable rental histories

Attachments: [SLI SDCI-005-A-003](#)
89. [SLI](#)
[SDCI-006-A-0](#)
[03](#) Report by SDCI on standard residential lease terms

Attachments: [SLI SDCI-006-A-003](#)
90. [CBA](#)
[SDCI-007-B-0](#)
[02](#) Add \$460,000 GF to SDCI for eviction legal defense

Attachments: [CBA SDCI-007-B-002](#)
91. [SLI](#)
[SDCI-010-B-0](#)
[02](#) Report by SDCI and OH on Mandatory Housing Affordability
Program production

Attachments: [SLI SDCI-010-B-002](#)
92. [CBA](#)
[SDOT-001-B-0](#)
[02](#) Add \$100,000 of General Fund to SDOT for a Public Life Study of
Capitol Hill

Attachments: [CBA SDOT-001-B-002](#)

93. [CBA](#) [SDOT-003-B-0](#) [02](#) Add \$777,000 of REET I Capital Projects Fund to SDOT for the Thomas Street Redesigned (MC-TR-C105) CIP Project
- Attachments:* [CBA SDOT-003-B-002](#)
[CBA SDOT-003-B-002 ATT A - Thomas Street CIP Page](#)
94. [CBA](#) [SDOT-004-B-0](#) [02](#) Add \$500,000 of REET I Capital Projects Fund to SDOT for the Route 44 Transit-Plus Multimodal Corridor (MC-TR-C078) CIP Project
- Attachments:* [CBA SDOT-004-B-002](#)
[CBA SDOT-004-B-002 ATT A - Route 44 CIP Page](#)
95. [CBA](#) [SDOT-005-B-0](#) [02](#) Add \$5.2 million of REET I Capital Projects Fund to SDOT for the Georgetown to South Park Trail (MC-TR-C096) CIP Project
- Attachments:* [CBA SDOT-005-B-002](#)
[CBA SDOT-005-B-002 ATT A - Georgetown South Park Trail CIP Page](#)
96. [CBA](#) [SDOT-006-B-0](#) [02](#) Add \$943,000 of REET I Capital Projects Fund in SDOT for the Route 7 Transit-Plus Multimodal Corridor Project (MC-TR-C053) CIP Project
- Attachments:* [CBA SDOT-006-B-002](#)
[CBA SDOT-006-B-002 ATT A - Route 7 CIP Page](#)
97. [CBA](#) [SDOT-007-B-0](#) [02](#) Add \$400,000 of General Fund to SDOT for the Bike Master Plan - Protected Bike Lanes (MC-TR-C062) CIP Project
- Attachments:* [CBA SDOT-007-B-002](#)
[CBA SDOT-007-B-002 ATT A - BMP PBL CIP Page](#)

98. [SLI](#)
[SDOT-009-B-0](#)
[02](#) Request that SDOT provide monthly reporting on the West Seattle Bridge Immediate Response program consistent with the July 16, 2020 Mayoral Proclamation of Civil Emergency

Attachments: [SLI SDOT-009-B-002](#)
99. [CBA](#)
[SDOT-900-A-0](#)
[02](#) Add \$9 million of General Fund to SDOT for debt service to backfill for the reduced 2021 Commercial Parking Tax revenue forecast

Attachments: [CBA SDOT-900-A-002](#)
100. [CBA](#)
[SDOT-901-A-0](#)
[02](#) Transfer \$9 million of General Fund to the School Safety Traffic and Pedestrian Improvement Fund to backfill for the reduced 2021 School Zone Camera revenue forecast

Attachments: [CBA SDOT-901-A-002](#)
101. [CBA](#)
[SFD-001-B-00](#)
[2](#) Add \$254,000 GF to SFD and \$222,975 GF and personnel to HSD for Health One expansion, exempt SFD from planned fleet reduction

Attachments: [CBA SFD-001-B-002](#)
102. [CBA](#)
[SFD-002-A-00](#)
[3](#) Add \$383,000 GF to SFD to fund Automated External Defibrillators, Lucas Devices, and Ballistic Sets

Attachments: [CBA SFD-002-A-003](#)
103. [CBA](#)
[SFD-003-A-00](#)
[3](#) Add \$1.6 million GF to SFD to restore recruit class and testing cuts

Attachments: [CBA SFD-003-A-003](#)

104. [CBA](#)
[SFD-004-A-00](#)
[3](#)
Attachments: [CBA SFD-004-A-003](#)
Add \$141,000 GF and 1.0 FTE to SFD to fund a Consulting Nurse
105. [CBA](#)
[SFD-005-A-00](#)
[3](#)
Attachments: [CBA SFD-005-A-003](#)
Add \$150,000 GF and 1.0 FTE to SFD to fund a Crisis Counselor
106. [SLI](#)
[SPD-001-A-00](#)
[3](#)
Attachments: [SLI SPD-001-A-003](#)
Request SPD to provide the reports requested in Ordinance 126148 and Resolution 31962
107. [SLI](#)
[SPD-002-B-00](#)
[3](#)
Attachments: [SLI SPD-002-B-003](#)
Request SPD to provide reports on its overtime use
108. [SLI](#)
[SPD-003-A-00](#)
[3](#)
Attachments: [SLI SPD-003-A-003](#)
Request SPD to provide monthly reports on police staffing
109. [SLI](#)
[SPD-004-B-00](#)
[2](#)
Attachments: [SLI SPD-004-B-002](#)
Request SPD to report on traffic stops

110. [SLI](#)
[SPD-005-B-00](#)
[2](#) Request SPD to report on cost effectiveness of using Parking Enforcement Officers for special events, contracted sporting events, and flagging

Attachments: [SLI SPD-005-B-002](#)
111. [SLI](#)
[SPD-006-A-00](#)
[3](#) Request SPD to report on 911 call response times

Attachments: [SLI SPD-006-A-003](#)
112. [CBA](#)
[SPD-008-A-00](#)
[3](#) Impose a proviso on SPD and request out-of-order layoffs of 35 SPD Officers

Attachments: [CBA SPD-008-A-003](#)
113. [CBA](#)
[SPD-009-A-00](#)
[3](#) Cut \$6.1 million GF from SPD for vacancy savings, add \$6.1 million GF to Finance General Reserves, and impose a proviso

Attachments: [CBA SPD-009-A-003](#)
114. [CBA](#)
[SPD-010-A-00](#)
[3](#) Cut \$3.7 million GF from SPD for overtime savings, add \$3.7 million GF to Finance General Reserves, and impose a proviso

Attachments: [CBA SPD-010-A-003](#)
115. [CBA](#)
[SPD-011-B-00](#)
[2](#) Impose a proviso on \$5 million GF in SPD for potential salary savings

Attachments: [CBA SPD-011-B-002](#)

116. [CBA](#)
[SPD-012-B-00](#)
[2](#)
Attachments: [CBA SPD-012-B-002](#)
Abrogate 93 police officer positions in SPD
117. [CBA](#)
[SPD-013-B-00](#)
[2](#)
Attachments: [CBA SPD-013-B-002](#)
Cut \$175,000 GF from SPD for travel and training, add \$175,000 GF to Finance General Reserves, and impose two provisos
118. [CBA](#)
[SPD-014-A-00](#)
[3](#)
Attachments: [CBA SPD-014-A-003](#)
Cut \$300,000 GF from SPD for discretionary purchases, add \$300,000 GF to Finance General Reserves, and impose a proviso
119. [CBA](#)
[SPD-017-A-00](#)
[2](#)
Attachments: [CBA SPD-017-A-002](#)
Proviso \$200,000 GF in SPD for 2020 recruit signing bonuses
120. [CBA](#)
[SPD-500-B-00](#)
[3](#)
Attachments: [CBA SPD-500-B-003](#)
[CBA SPD-500-B-003 - ATT A - CB 119949](#)
Pass CB 119949 to establish a new Community Safety and Communications Center
121. [SLI](#)
[SPD-503-A-00](#)
[3](#)
Attachments: [SLI SPD-503-A-003](#)
Request report on potential economies of scale for 911 dispatch

122. [SLI](#) Request SPR to design and place signage at Licton Springs
[SPR-005-A-00](#)
[3](#)
Attachments: [SLI SPR-005-A-003](#)
123. [SLI](#) Request SPU to prepare a scope of work to analyze wastewater
[SPU-001-A-00](#) treatment plans and potential governance structure changes
[3](#)
Attachments: [SLI SPU-001-A-003](#)
124. [SLI](#) Request SPU to explore an expansion of the Tree Ambassador
[SPU-002-A-00](#) program
[3](#)
Attachments: [SLI SPU-002-A-003](#)
125. [CBA](#) Add \$286,000 GF to SPU to expand the Encampment Trash
[SPU-003-A-00](#) program to 13 additional sites
[3](#)
Attachments: [CBA SPU-003-A-003](#)

Session II - 2:00 p.m.

The Select Budget Committee will consider unfinished business carried over from the November 18, 2020 meeting, which may result with the meeting beginning with agenda items in Session I or Session II. If time permits during Session I, the Select Budget Committee may discuss agenda items in Session II.

E. Items of Business**III. Voting Group B - Consent Package**

126. [CBA](#)
[SDOT-500-B-001](#) Add \$29.8 million of Seattle Transportation Benefit District Fund to SDOT to implement voter-approved Proposition 1 and add a new Seattle Transportation Benefit District - Transit Improvements (MC-TR-C108) project to the CIP

Attachments: [CBA SDOT-500-B-001](#)
[CBA SDOT-500-B-001 ATT A - New STBD CIP Page](#)

127. [CBA](#)
[BLG-042-A-001](#) Pass CB 119951 to implement a \$20 increase in the Seattle Transportation Benefit District vehicle license fee and add \$3.6 million to SDOT for bridge maintenance programs

Attachments: [CBA BLG-042-A-001](#)

128. [CBA](#)
[SDOT-008-D-001](#) Add \$440,000 of REET I Capital Project Fund, \$1.56 million of REET II Capital Project Fund, and \$2 million of General Fund to SDOT for bridge maintenance programs

Attachments: [CBA SDOT-008-D-001](#)
[CBA SDOT-008-D-001 ATT A - Bridge Load Rating CIP Page](#)
[CBA SDOT-008-D-001 ATT B - Structures Major Maintenance CIP Page](#)

129. [CBA](#)
[SDOT-010-A-001](#) Transfer \$2.8 million of LTGO Bond proceeds in SDOT from the West Seattle Bridge Immediate Response (MC-TR-C110) CIP project to the West Marginal Way Safe Street and Accessibility Improvements (MC-TR-C103) CIP project

Attachments: [CBA SDOT-010-A-001](#)
[CBA SDOT-010-A-001 ATT A - West Seattle Bridge CIP Page](#)
[CBA SDOT-010-A-001 ATT B - West Marginal Way CIP Page](#)

130. [CBA](#)
[SDOT-011-A-001](#) Add \$550,000 of School Safety Traffic and Pedestrian Improvement Fund to SDOT for the Pedestrian Master Plan - New Sidewalks (MC-TR-C058) CIP Project for Beacon Hill low-cost sidewalk improvements

Attachments: [CBA SDOT-011-A-001](#)
[CBA SDOT-011-A-001 ATT A - PMP New Sidewalks CIP Page](#)

131. [CBA](#)
[SDOT-013-A-001](#) Add \$400,000 of General Fund to SDOT for bicycle and pedestrian improvements along NE 45th Street across Interstate 5 and impose a proviso

Attachments: [CBA SDOT-013-A-001](#)
[CBA SDOT-013-A-001 ATT A - BMP Protected Bike Lane CIP Page](#)

132. [CBA](#)
[BLG-003-B-001](#) Amend and Pass as amended CB 119911 - CBO LEG Revised Jump Start Appropriations Ordinance

Attachments: [CBA BLG-003-B-001](#)
[CBA BLG-003-B-001 ATT A - Jumpstart Amendments](#)

133. [CBA](#)
[CW-001-A-004](#) Add \$2.18 million GF to restore positions proposed for budgetary layoffs in HSD, OED, OPCD, SDOT, and SFD; and impose provisos

Attachments: [CBA CW-001-A-004](#)

134. [CBA](#)
[DON-004-A-001](#) Add \$175,000 GF to DON for Chinatown/International District Visioning Phase II

Attachments: [CBA DON-004-A-001](#)

135. [CBA](#)
[DON-901-B-001](#)
[1](#)
Attachments: [CBA DON-901-B-001](#)
136. [CBA](#)
[FG-003-B-001](#)
Attachments: [CBA FG-003-B-001](#)
137. [CBA](#)
[FG-006-B-001](#)
Attachments: [CBA FG-006-B-001](#)
138. [CBA](#)
[HOM-004-C-001](#)
[1](#)
Attachments: [CBA HOM-004-C-001](#)
139. [CBA](#)
[HOM-005-E-001](#)
[1](#)
Attachments: [CBA HOM-005-E-001](#)
140. [CBA](#)
[HOM-018-A-002](#)
[2](#)
Attachments: [CBA HOM-018-A-002](#)

141. [CBA](#)
[HOM-021-A-00](#)
[1](#) Add \$800,000 GF to HSD to support operations of self-managed encampments

Attachments: [CBA HOM-021-A-001](#)

142. [CBA](#)
[HOM-022-A-00](#)
[1](#) Add \$80,000 GF (one-time) to HSD for vehicle resident outreach and parking offense mitigation

Attachments: [CBA HOM-022-A-001](#)

143. [SLI](#)
[LAW-002-A-00](#)
[1](#) Request LAW work with Central Staff to research and prepare draft legislation for an elected Community Oversight Board

Attachments: [SLI LAW-002-A-001](#)

144. [CBA](#)
[LEG-003-A-00](#)
[1](#) Add \$200,000 GF to LEG for operations and personnel expenses

Attachments: [CBA LEG-003-A-001](#)

145. [CBA](#)
[OED-005-A-00](#)
[1](#) Add \$58,000 GF to OED for the Special Events Program Lead position

Attachments: [CBA OED-005-A-001](#)

146. [CBA](#)
[OED-006-A-00](#)
[1](#) Add \$50,000 GF to OED to support workforce development activities

Attachments: [CBA OED-006-A-001](#)

147. [CBA](#)
[OED-900-B-001](#)
[1](#) Cut \$14,000 GF from OED for the Creative Industry Policy Advisor position

Attachments: [CBA OED-900-B-001](#)

148. [CBA](#)
[OH-005-A-001](#) Add \$150,000 in GF to OH for pre-development costs for property in the Central Area

Attachments: [CBA OH-005-A-001](#)

149. [CBA](#)
[OH-006-B-001](#) Add \$200,000 GF to OH's Weatherization Program to increase funding for converting homes from gas or oil heating to electric

Attachments: [CBA OH-006-B-001](#)

150. [CBA](#)
[OLS-001-A-001](#)
[1](#) Add \$50,000 OLS Fund for OLS to implement recommendations of the Domestic Workers Standards Board

Attachments: [CBA OLS-001-A-001](#)

151. [SLI](#)
[OPCD-004-A-001](#) Report by OPCD, OH, and SDCI on displacement monitoring gaps

Attachments: [SLI OPCD-004-A-001](#)

152. [CBA](#)
[OSE-005-C-001](#)
[1](#) Add \$1.3 million GF to OSE for the Fresh Bucks program

Attachments: [CBA OSE-005-C-001](#)

153. [CBA](#)
[SDCI-012-B-001](#)
[01](#) Add \$145,000 GF to SDCI for eviction legal defense

Attachments: [CBA SDCI-012-B-001](#)
154. [CBA](#)
[SPD-015-C-001](#)
[1](#) Cut \$450,000 GF from SPD for contracted mental health providers (MHPs) serving the SPD Crisis Response Unit (CRU), add \$450,000 GF to HSD for contracted MHPs serving the CRU, add \$1.0 million to HSD for other mental health outreach services, and impose two provisos

Attachments: [CBA SPD-015-C-001](#)
155. [CBA](#)
[SPD-016-B-001](#)
[1](#) Impose a proviso on SPD regarding Harbor Patrol functions

Attachments: [CBA SPD-016-B-001](#)
156. [SLI](#)
[SPD-021-A-001](#)
[1](#) Request SPD to report on policies that would de-militarize officer tactics, equipment and culture

Attachments: [SLI SPD-021-A-001](#)
157. [SLI](#)
[SPL-001-B-001](#)
[1](#) Request SPL open curbside pickup and return at all branches or in-branch service at 25% capacity

Attachments: [SLI SPL-001-B-001](#)
158. [CBA](#)
[SPR-600-A-001](#)
[1](#) Add \$2.383 million GF to SPR, SDOT, SPU, and OED to implement the proposed Clean Cities Initiative

Attachments: [CBA SPR-600-A-001](#)

159. [CBA](#) Add \$100,000 GF to SPU for a publicly-accessible sink program
[SPU-004-C-00](#)

[1](#)

Attachments: [CBA SPU-004-C-001](#)

160. [CBA](#) Amend and pass as amended CB 119910, the 3rd quarter 2020
[BLG-002-B-00](#) supplemental appropriations ordinance, revising the 2020 budget

[3](#)

Attachments: [CBA BLG-002-B-003](#)
[CBA BLG-002-B-003 ATT A - Amendments to CB 119910](#)

Potential substitution for Voting Group B

161. [CBA](#) Add \$57,500 to OIR for Association of Washington Cities
[OIR-002-A-001](#) membership fees

Attachments: [CBA OIR-002-A-001](#)

IV. Voting Group C - Individual Votes

162. [CBA](#) Amend and pass as amended CB 119950, increasing the payroll
[BLG-043-A-00](#) tax, add \$5.8M General Fund to SPL, add \$41M General Fund to
[1](#) SPR, add \$46.9M GF to OH, and add \$93.6M GF to SDOT

Attachments: [CBA BLG-043-A-001](#)
[CBA BLG-043-A-001 ATT A - Amendment to CB 119950](#)

163. [SLI](#) Request that HSD provide a quarterly report on activities
[HOM-020-A-00](#) responding to unsheltered homelessness

[1](#)

Attachments: [SLI HOM-020-A-001](#)

164. [CBA](#)
[HOM-023-A-00](#)
[1](#)
Attachments: [CBA HOM-023-A-001](#)
Add \$7 million GF (\$3 million one-time) to HSD to expand tiny home villages
165. [CBA](#)
[HOM-023-B-00](#)
[1](#)
Attachments: [CBA HOM-023-B-001](#)
Add \$7 million GF one-time to HSD to expand tiny home villages and cut \$7 million from the proposed contribution to the City's Emergency Fund
166. [CBA](#)
[OH-007-A-001](#)
Attachments: [CBA OH-007-A-001](#)
Add \$800,000 in GF to OH's Weatherization Program to increase funding for converting homes from gas or oil heating to electric
167. [CBA](#)
[SPD-007-A-00](#)
[1](#)
Attachments: [CBA SPD-007-A-001](#)
Impose two provisos on SPD encampment removal
168. [CBA](#)
[SPD-018-A-00](#)
[1](#)
Attachments: [CBA SPD-018-A-001](#)
Cut \$9.04 million GF from SPD for a hiring freeze, add \$9.04 million to HSD for community-led public safety investments, and impose a proviso
169. [CBA](#)
[SPD-020-A-00](#)
[1](#)
Attachments: [CBA SPD-020-A-001](#)
Cut \$151 million GF from SPD, add \$151 million GF to OH

F. Adjournment

Related Budget Legislation:

[CB 119909](#) **AN ORDINANCE** authorizing, in 2020, acceptance of funding from non-City sources; authorizing the Mayor or Mayor's designee to accept specified grants, private funding, and subsidized loans and to execute, deliver, and perform corresponding agreements; and ratifying and confirming certain prior acts.

Attachments: [Summary and Fiscal Note](#)

Supporting

Documents: [Summary Att A – 2020 3Q Grant Acceptance Ordinance Summary Detail Table](#)

[CB 119910](#) **AN ORDINANCE** amending Ordinance 126000, which adopted the 2020 Budget, including the 2020-2025 Capital Improvement Program (CIP); changing appropriations to various departments and budget control levels, and from various funds in the Budget; adding new CIP projects and revising project allocations for certain projects in the 2020-2025 CIP; creating positions; modifying positions; and ratifying and confirming certain prior acts; all by a 3/4 vote of the City Council.

Supporting

Documents: [Summary and Fiscal Note](#)
[Summary Att A](#)

[CB 119911](#) **AN ORDINANCE** amending Ordinance 126000, which adopted the 2020 Budget; repealing Ordinance 126149; making appropriations from the Emergency Fund and General Fund for public assistance during the COVID-19 civil emergency; and ratifying and confirming certain prior acts; all by a 3/4 vote of the City Council.

Supporting

Documents: [Summary and Fiscal Note](#)

[CB 119912](#) **AN ORDINANCE** relating to the 2021 Budget; authorizing Department directors to accept anticipated future grants and enter into revenue-backed service contracts to support appropriations in the 2021 Budget.

Attachments: [Att A - 2021 Grant Acceptance Detail Table](#)

Supporting

Documents: [Summary and Fiscal Note](#)

[CB 119913](#) **AN ORDINANCE** relating to fees and charges for permits and activities of the Seattle Department of Construction and Inspections, related fees by other departments, and technical corrections; amending Sections 22.900C.010, 22.900D.090, 22.900D.100, 22.900D.150, and 22.900G.010 of the Seattle Municipal Code (SMC); and repealing Section 22.900E.060 of the SMC.

Supporting

Documents: [Summary and Fiscal Note](#)

[Summary Att A - SDCI Permit Fees and Charges Proposed for 2021](#)

[CB 119914](#) **AN ORDINANCE** relating to the Department of Parks and Recreation; establishing the 2021-2022 fee schedule for the use of park properties and other park and recreation facilities and services; and superseding previous park and recreation fee schedules.

Attachments: [Att 1 – Seattle Parks and Recreation Fee Schedule - 2021-2022 Fees and Charges](#)

Supporting

Documents: [Summary and Fiscal Note](#)

[CB 119915](#)

AN ORDINANCE relating to drainage services of Seattle Public Utilities; adjusting drainage rates to pass through changes to treatment rates charged by King County; amending Section 21.33.030 of the Seattle Municipal Code to reflect the adjusted rates; and amending Section 21.76.040 of the Seattle Municipal Code to adjust credits to low-income drainage customers.

Supporting

Documents: [Summary and Fiscal Note](#)

[CB 119916](#)

AN ORDINANCE relating to wastewater services of Seattle Public Utilities; adjusting wastewater rates to pass through changes to treatment rates charged by King County; amending Sections 21.28.040 of the Seattle Municipal Code to reflect the adjusted rates; and amending Section 21.76.040 of the Seattle Municipal Code to adjust credits to low-income wastewater customers.

Supporting

Documents: [Summary and Fiscal Note](#)

[CB 119917](#)

AN ORDINANCE relating to facilities at Seattle Center; modifying the Seattle Center Fee Range Schedule and the general terms and conditions for events at Seattle Center from which the Seattle Center Director is authorized to set fees and the general terms, conditions, and guidelines for use of Seattle Center facilities and property; amending Section 17.16.015 of the Seattle Municipal Code (SMC) to provide for adoption of future general terms and conditions for events at Seattle Center by ordinance; amending SMC 17.16.020 to increase the term for event-related service agreements; amending SMC 17.16.030 to grant temporary authority to modify food and beverage service leases due to the impacts of COVID-19 and correct the reporting requirements for in-kind contributions; and repealing SMC Chapter 17.20 providing for use and operation of Veterans Hall, which facility was demolished as part of the renovation of the adjacent Marion Oliver McCaw Hall.

Attachments:[Att A - Fee Range Schedule](#)[Att A1 - Fee Range Schedule \(markup\)](#)[Att B - Terms and Conditions for Events](#)[Att B1 - Terms and Conditions for Events \(markup\)](#)SupportingDocuments:[Summary and Fiscal Note](#)[CB 119918](#)

AN ORDINANCE relating to the financing of Seattle Center's operations; amending Ordinance 125717, which authorized an interfund loan; authorizing the loan of funds in the amount of \$18,000,000 from the REET II Capital Projects Fund to the Seattle Center Fund to support the operations of Seattle Center during the COVID-19 crisis; and providing for the repayment thereof.

SupportingDocuments:[Summary and Fiscal Note](#)[Summary Att A - Interfund Loan Calculations](#)

[CB 119919](#) **AN ORDINANCE relating to contracting indebtedness; authorizing and providing for the issuance and sale of limited tax general obligation bonds to pay all or part of the costs of various elements of the City's capital improvement program and for other City purposes approved by ordinance, to provide one or more loans to the Pike Place Market Preservation and Development Authority for the financing of certain improvements, and to pay the costs of issuance of the bonds; providing parameters for the bond sale terms including conditions, covenants, and other sale terms; creating the 2021 Multipurpose LTGO Bond Fund (Taxable); and ratifying and confirming certain prior acts.**

Attachments: [Ex A - Description of 2021 Projects](#)
[Ex B – Form of Continuing Disclosure Agreement](#)

Supporting
Documents: [Summary and Fiscal Note](#)

[CB 119920](#) **AN ORDINANCE relating to the electric system of The City of Seattle; providing for the defeasance of the claim or lien of certain of the City's outstanding electric system revenue bonds and payment of the administrative costs of such defeasance; providing for and authorizing the purchase of certain obligations and for the use and application of the money derived from those investments; authorizing the execution of a defeasance trust agreement to establish a defeasance escrow; authorizing the call for redemption prior to their maturity of those outstanding bonds that are to be defeased; and ratifying and confirming certain prior acts.**

Attachments: [Ex A – List of Outstanding Parity Bonds](#)

Supporting
Documents: [Summary and Fiscal Note](#)

[CB 119921](#)

AN ORDINANCE relating to the electric system of The City of Seattle; adopting a system or plan of additions and betterments to and extensions of the existing municipal light and electric power generation, transmission, and distribution system of the City; authorizing the issuance and sale of municipal light and power revenue bonds for the purposes of providing funds to pay part of the cost of carrying out that system or plan, providing for the reserve fund requirement (if any), and paying the costs of issuance of the bonds; providing parameters for the bond sale terms including conditions, covenants, and other sale terms; describing the lien of the bonds and authorizing their issuance as either senior lien parity bonds or junior lien bonds; and ratifying and confirming certain prior acts.

Attachments: [Ex A – Outstanding Parity Bonds](#)
[Ex B – Form of Continuing Disclosure Agreement](#)

Supporting
Documents: [Summary and Fiscal Note](#)

[CB 119922](#)

AN ORDINANCE relating to the drainage and wastewater system of The City of Seattle; amending Ordinance 125454, as amended by Ordinance 125712, to increase the authorized principal amount of drainage and wastewater revenue bonds to be issued for the purposes of paying all or part of the cost of carrying out the system or plan of additions and betterments to and extensions of the existing drainage and wastewater system; extending the initial authorization date of those bonds; and ratifying and confirming certain prior acts.

Supporting
Documents: [Summary and Fiscal Note](#)

[CB 119923](#) **AN ORDINANCE relating to the drainage and wastewater system of The City of Seattle; providing for the defeasance of the claim or lien of certain of the City's outstanding drainage and wastewater system revenue bonds and payment of the administrative costs of such defeasance; providing for and authorizing the purchase of certain obligations and for the use and application of the money derived from those investments; authorizing the execution of a defeasance trust agreement to establish a defeasance escrow; authorizing the call for redemption prior to their maturity of those outstanding bonds that are to be defeased; and ratifying and confirming certain prior acts.**

Attachments: [Ex A – List of Outstanding Parity Bonds](#)

Supporting

Documents: [Summary and Fiscal Note](#)

[CB 119924](#) **AN ORDINANCE relating to the solid waste system of The City of Seattle; providing for the defeasance of the claim or lien of certain of the City's outstanding solid waste system revenue bonds and payment of the administrative costs of such defeasance; providing for and authorizing the purchase of certain obligations and for the use and application of the money derived from those investments; authorizing the execution of a defeasance trust agreement to establish a defeasance escrow; authorizing the call for redemption prior to their maturity of those outstanding bonds that are to be defeased; and ratifying and confirming certain prior acts.**

Attachments: [Ex A – Outstanding Solid Waste System Parity Bonds](#)

Supporting

Documents: [Summary and Fiscal Note](#)

[CB 119925](#) **AN ORDINANCE** relating to the municipal water system of The City of Seattle; amending Ordinance 125713 to increase the authorized principal amount of municipal water system revenue bonds to be issued for the purposes of paying all or part of the cost of carrying out the system or plan of additions and betterments to and extensions of the existing municipal water system; extending the initial authorization date for those bonds; and ratifying and confirming certain prior acts.

Supporting
Documents: [Summary and Fiscal Note](#)

[CB 119926](#) **AN ORDINANCE** relating to the municipal water system of The City of Seattle; providing for the defeasance of the claim or lien of certain of the City's outstanding water system revenue bonds and payment of the administrative costs of such defeasance; providing for and authorizing the purchase of certain obligations and for the use and application of the money derived from those investments; authorizing the execution of a defeasance trust agreement to establish a defeasance escrow; authorizing the call for redemption prior to their maturity of those outstanding bonds that are to be defeased; and ratifying and confirming certain prior acts.

Attachments: [Ex A – List of Outstanding Parity Bonds](#)

Supporting
Documents: [Summary and Fiscal Note](#)

[CB 119928](#) **AN ORDINANCE** relating to Admission Tax revenue; amending Section 5.40.120 of the Seattle Municipal Code.

Supporting
Documents: [Summary and Fiscal Note](#)

[CB 119929](#) **AN ORDINANCE relating to Seattle Center parking charges; amending Section 17.19.010 of the Seattle Municipal Code (SMC) to modify terms of the monthly parking program and permits issued to short-term premises licensees, increase parking enforcement fees and maximum price for the premium parking program, adjust Special Parking charges, and revise online customer transaction fees to align with SMC 5.22.020.**

Supporting

Documents: [Summary and Fiscal Note](#)

[CB 119930](#) **AN ORDINANCE relating to adjusting the nine-year Move Seattle Levy appropriation amounts for Levy core categories established by Ordinance 124796, the Levy to Move Seattle; all by a $\frac{3}{4}$ vote of the City Council.**

Supporting

Documents: [Summary and Fiscal Note](#)
[Summary Att A - Comparison of nine-year appropriations by Levy core category](#)

[CB 119932](#) **AN ORDINANCE relating to taxation; amending the transportation network company tax threshold for number of trips under Section 5.39.050 of the Seattle Municipal Code.**

Supporting

Documents: [Summary and Fiscal Note](#)

[CB 119933](#) **AN ORDINANCE relating to the organization of City government; creating an Office of Emergency Management; repealing Sections 10.02.045 and 10.020.047 of the Seattle Municipal Code; adding Sections 3.15.040 and 3.15.042 to the Seattle Municipal Code; amending Ordinance 118617; and adopting revised Emergency Management Fund - General Trust Fund Policies.**

Attachments: [Att A – Emergency Management Fund – General Trust Fund Policies](#)

Supporting

Documents: [Summary and Fiscal Note](#)
[Summary Att A – Emergency Management Fund - General Trust Fund Policies \(Track Changed\)](#)

[CB 119936](#) **AN ORDINANCE relating to transportation network company drivers; amending Section 14.32.040 of the Seattle Municipal Code to change the Transportation Network Company (TNC) coverage trip threshold; and amending the effective date of Ordinance 125976.**

Supporting

Documents: [Summary and Fiscal Note](#)

[CB 119937](#) **AN ORDINANCE relating to taxation; providing relief from taxation of cancellation of indebtedness as income on persons engaging in business in Seattle; and amending Section 5.45.090 of the Seattle Municipal Code.**

Supporting

Documents: [Summary and Fiscal Note](#)

[CB 119939](#) **AN ORDINANCE relating to the levy of property taxes; fixing the rates and/or amounts of taxes to be levied, and levying the same upon all taxable property, both real and personal, in The City of Seattle, to finance the departments and activities of City government and to provide for the general obligation bond interest and redemption requirements for the year beginning on the first day of January 2021; and ratifying and confirming certain prior acts; and, by a vote of a majority plus one of the Seattle City Council, finding a substantial need to use, and providing for the use of, 101% as the regular property tax limit factor.**

Supporting
Documents: [Summary and Fiscal Note](#)

[CB 119940](#) **AN ORDINANCE authorizing the levy of regular property taxes by The City of Seattle for collection in 2021, representing an increase above the regular property taxes levied for collection in 2020; and ratifying and confirming certain prior acts.**

Supporting
Documents: [Summary and Fiscal Note](#)

[CB 119947](#) **AN ORDINANCE relating to the financing of the Seattle Department of Transportation; authorizing the loan of funds in the amount of \$25,000,000 from the Information Technology Fund to the Transportation Fund to support essential transportation programs.**

Supporting
Documents: [Summary and Fiscal Note](#)
 [Summary Att A - Interfund Loan Request](#)

[CB 119949](#) **AN ORDINANCE** relating to the organization of City government; creating a new Community Safety and Communications Center; and making necessary amendments to Chapters 3.15, 3.28, 6.10, 10.08, 11.14, 11.16, and 12A.16 of the Seattle Municipal Code and Ordinance 86431 to implement associated organizational changes and make technical revisions.

*Supporting
Documents:* [Summary and Fiscal Note](#)

[CB 119950](#) **AN ORDINANCE** relating to taxation; increasing the tax rates of the payroll expense tax imposed on persons engaging in business in Seattle; and amending Section 5.38.030 of the Seattle Municipal Code.

*Supporting
Documents:* [Summary and Fiscal Note v2](#)

[CB 119951](#) **AN ORDINANCE** related to the Seattle Transportation Benefit District (STBD); authorizing a \$40 vehicle license fee pursuant to RCW 36.73.065 and 82.80.140; and ratifying and confirming certain prior acts.

Attachments: [Summary and Fiscal Note](#)

[Res 31975](#) **A RESOLUTION** authorizing an exception to the level of General Fund support to Seattle Parks and Recreation by a 3/4 vote of the City Council.

*Supporting
Documents:* [Summary and Fiscal Note](#)

[Res 31976](#) **A RESOLUTION modifying financial policies for the Arts and Culture Fund and superseding Resolution 31507.**

Attachments: [Att A – Arts and Culture Fund Financial Policies](#)

Supporting

Documents: [Summary and Fiscal Note](#)

[Summary Att A – Updated Policies for the Arts & Culture Fund \(track changes\)](#)

[Res 31977](#) **A RESOLUTION approving interest rates set by the Seattle City Employees' Retirement System (SCERS) Board of Administration for 2021.**

Supporting

Documents: [Summary and Fiscal Note](#)

[Res 31978](#) **A RESOLUTION amending Resolution 31334; establishing the City Council's intent to fund the Seattle City Employees' Retirement System (SCERS) in accordance with the January 1, 2020 Actuarial Study.**

Supporting

Documents: [Summary and Fiscal Note](#)

[CF 314462](#) **2021 Proposed Budget**

Attachments: [2021 Proposed Budget](#)

[CF 314463](#) **2021 - 2026 Proposed Capital Improvement Program**

Attachments: [2021-2026 Proposed CIP](#)



Legislation Text

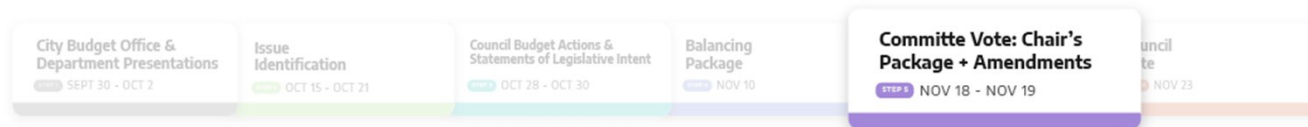
File #: Inf 1724, **Version:** 1

Introduction and Voting Process Overview

Committee Vote

Select Budget Committee | November 18, 2020

Council Central Staff



Budget Timeline

FALL 2020

Public Hearing #1
Oct 6 | 5:30 p.m.

City Budget Office & Department Presentations

STEP 1 SEPT 30 - OCT 2

Issue Identification

STEP 2 OCT 15 - OCT 21

Council Budget Actions & Statements of Legislative Intent

STEP 3 OCT 28 - OCT 30

Public Hearing #2
Oct 27 | 5:30 p.m.

Chair's Package

STEP 4 NOV 10

Committee Vote: Chair's Package + Amendments

STEP 5 NOV 18 - NOV 19

Council Vote

STEP 6 NOV 23

Committee Vote [Step 5]

Wednesday, November 18 & Thursday,
November 19

Vote on the Proposed Balancing Package and Amendments

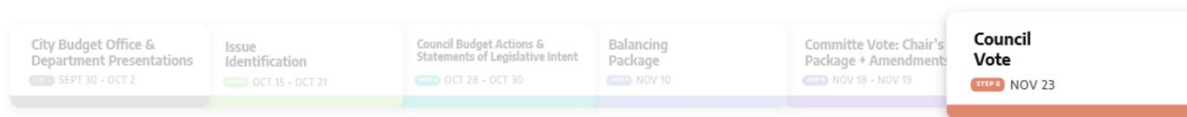
- I. Process Overview
- II. Voting Group A: Balancing Package not impacted by Form C proposals
- III. Voting Group B: Form C Amendment Package + potential substitutions
- IV. Voting Group C: Form C proposals not in Group B and self-balanced



Up Next: Final Vote [Step 6]

Monday, November 23

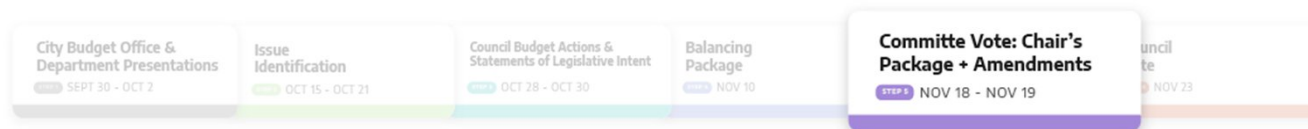
- 10 a.m. (or after Council Briefing) Select Budget Committee Meeting:
The Select Budget Committee takes final action on the proposed balancing package. (Technical Amendments + Vote on Final Budget Legislation)
- 2 p.m. City Council Meeting:
The City Council Votes on the 2021 Proposed Budget and 2021 – 2026 Proposed CIP.



Add a CBA or SLI to the agenda

If the item was distributed by 5 p.m. the night before the committee meeting:

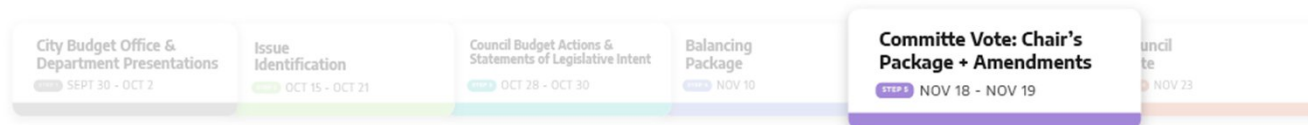
Script:	"I move that the proposed agenda be amended to add CBA/SLI XXX-###-X-###, and that it be placed after consideration of the corresponding voting group."
Additional information:	<ul style="list-style-type: none"> • Requires a second • After second, Chair may ask central staff to describe the new item • After sponsor comments, Chair will call the vote on motion to add an item to the agenda • Requires a majority vote of those present to add the item to the agenda



Add a CBA or SLI to the agenda

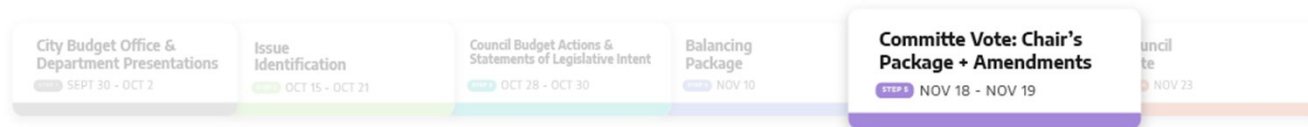
If the item was NOT distributed by 5 p.m. the night before the committee meeting:

<p>Process & Script:</p>	<ul style="list-style-type: none"> • Councilmembers seeks recognition from the Chair and request that the Select Budget Council Rule relating to advance distribution of amendments be suspended. • Requires two-thirds of CMs present • If two-thirds of CMs are not in favor, the amendment cannot be considered • If two-thirds of CMs are in favor, then proceed with the following motion: <p>"I move that the proposed agenda be amended to add CBA/SLI XXX-###-X-###, and that it be placed in the relevant voting group."</p> • Requires a second. After second, chair may ask Central Staff to describe the item + sponsor may speak to their proposal • Chair will call the vote on the items to be added to the agenda • Requires a majority vote of those present to add the item to the agenda
------------------------------	--



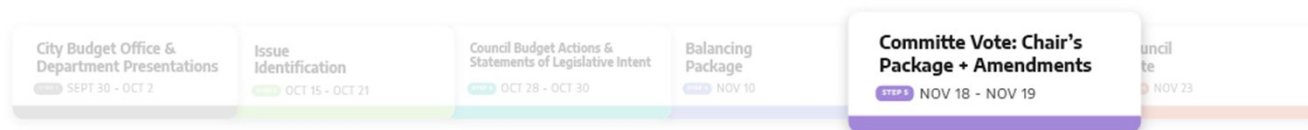
Voting Group Process

- Chair moves to approve all items in voting group
- Central Staff reads all items in group into the record
 - For Groups B + C additional context may be provided by Central Staff for new items
- Councilmembers may:
 - Add a CBA or SLI to the agenda
 - Remove a CBA or SLI from a voting group (for individual discussion & consideration)
 - Remove an item and substitute a different CBA or SLI



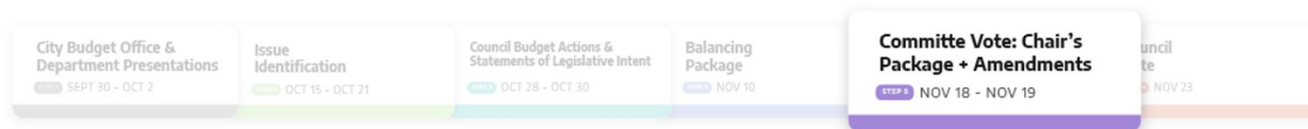
Vote Order

1. Voting Group (*all items remaining in voting group*)
2. CBAs or SLIs pulled from the voting group for individual consideration in alphanumeric order by department
3. In alphanumeric order by department: All CBAs or SLIs added to the agenda for a given voting group.



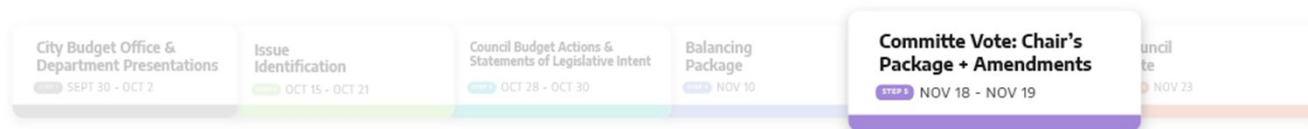
Removing a CBA or SLI from a voting group

- Councilmembers may remove a CBA or SLI from the group for:
 - Individual discussion and consideration; or
 - To substitute a CBA or SLI for an item in the voting group
- *When to make a request to remove an item:*
 - When the Committee has reached the package or item on the agenda
 - At the point Central Staff reads the title of the item into the record
 - After all items are read in, and prior to the Chair calling for a vote



Remove a CBA or SLI from a voting group

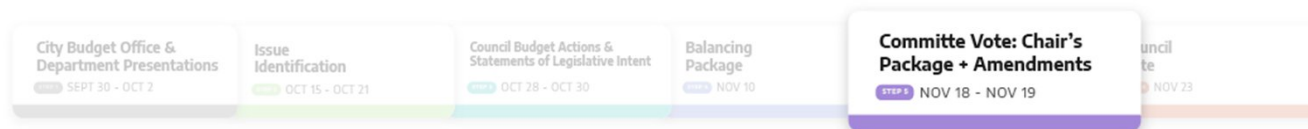
Script:	"I move that CBA/SLI XXX-###-X-###, be removed for an individual vote."
Additional information:	<ul style="list-style-type: none"> Does not require a second or a vote The item will be added to the related voting group and considered in alphanumeric numerical order after the committee considers the related voting group



Substitute a CBA or SLI

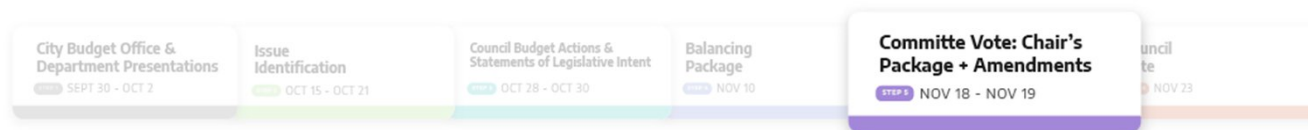
The original item must be pulled for individual consideration in order to move a proposed substitute.

Script:	"I move to substitute CBA/SLI XXX-###-X-###<this is the one being added> in place of CBA/SLI XXX-###-X-### <this is the one being removed>."
Additional information:	<ul style="list-style-type: none"> • Requires a second • After second, central staff will describe the proposed substitute + sponsor may speak to their proposal • After sponsor comments + committee discussion, Chair will call the vote • Requires a majority vote of those present to adopt the substitution



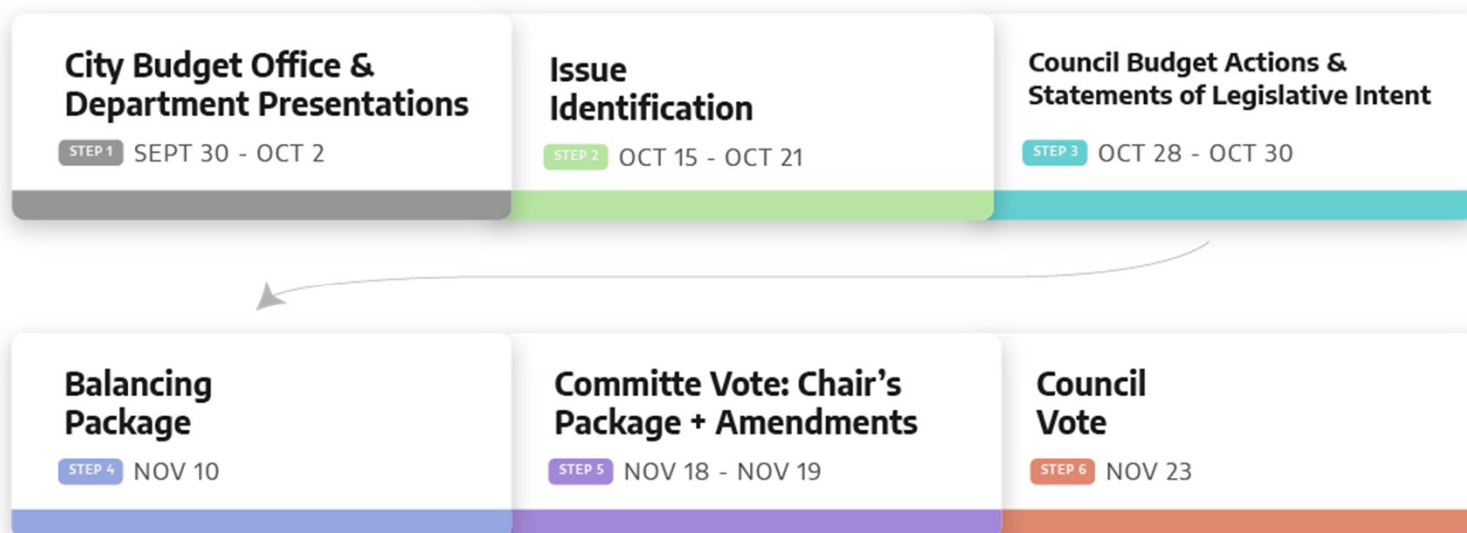
Substitute a CBA or SLI

- If the motion to substitute is adopted:
 - The original CBA or SLI is no longer available for consideration
 - The sponsor will then move to adopt the substitute CBA or SLI (requires second)
 - The substitute CBA or SLI must then be voted on with a majority vote in favor to adopt



Questions?

FALL 2020





Legislation Text

File #: CBA BLG-001-A-002, **Version:** 1

2021 Seattle City Council Budget Action

Council Budget Action: Agenda

Tab	Action	Option	Version
BLG	001	A	002

Budget Action Title: Pass CB 119909, the 2020 3rd quarter Grant Acceptance Ordinance, authorizing the acceptance of \$12,692,344 of funding from non-City sources.

Ongoing: No Has Budget Proviso: No

Has CIP Amendment: No Has Attachment: Yes

Primary Sponsor: Budget Committee

Council Members:

Staff Analyst: Lise Kaye

Council Bill or Resolution:

Date		Total	LH	TM	KS	AP	DJ	DS	AL	BC	LG
	Yes	0									
	No	0									
	Abstain	0									
	Absent	0									

Budget Action Description:

This budget action recommends passage of Council Bill (CB) 119909, which would accept funding from non-City sources in 2020. The grants accepted by this Ordinance are listed in Summary ATT A - 3Q Grant Acceptance Ordinance Summary Detail Table.



Legislation Text

File #: CBA BLG-004-A-002, **Version:** 1

2021 Seattle City Council Budget Action

Council Budget Action: Agenda

Tab	Action	Option	Version
BLG	004	A	002

Budget Action Title: File Mayor's 2021 Proposed Budget to CF 314462

Ongoing: No Has Budget Proviso: No

Has CIP Amendment: No Has Attachment: Yes

Primary Sponsor: Budget Committee

Council Members:

Staff Analyst: Lise Kaye

Council Bill or Resolution: CF 314462

Date		Total	LH	TM	KS	AP	DJ	DS	AL	BC	LG
	Yes	0									
	No	0									
	Abstain	0									
	Absent	0									

Budget Action Description:

This budget action files Clerk File 314462, which contains the Mayor's 2021 Proposed Budget.



Legislation Text

File #: CBA BLG-005-A-002, **Version:** 1

2021 Seattle City Council Budget Action

Council Budget Action: Agenda

Tab	Action	Option	Version
BLG	005	A	002

Budget Action Title: File Mayor's Proposed 2021-2026 Capital Improvements Program (CIP) to CF 314463

Ongoing: No Has Budget Proviso: No

Has CIP Amendment: No Has Attachment: Yes

Primary Sponsor: Budget Committee

Council Members:

Staff Analyst: Lise Kaye

Council Bill or Resolution: CF 314463

Date		Total	LH	TM	KS	AP	DJ	DS	AL	BC	LG
	Yes	0									
	No	0									
	Abstain	0									
	Absent	0									

Budget Action Description:

This budget action files Clerk File (CF) 314463, which contains the Mayor's Proposed 2021 - 2026 Capital Improvements Program.



Legislation Text

File #: CBA BLG-006-A-002, **Version:** 1

2021 Seattle City Council Budget Action

Council Budget Action: Agenda

Tab	Action	Option	Version
BLG	006	A	002

Budget Action Title: Pass CB 119912, the 2021 recurring grant acceptance ordinance

Ongoing: No Has Budget Proviso: No

Has CIP Amendment: No Has Attachment: No

Primary Sponsor: Budget Committee

Council Members:

Staff Analyst: Lise Kaye

Council Bill or Resolution: CB 119912

Date		Total	LH	TM	KS	AP	DJ	DS	AL	BC	LG
	Yes	0									
	No	0									
	Abstain	0									
	Absent	0									

Budget Action Description:

This Council Budget Action recommends passage of Council Bill (CB) 119912, the 2021 Recurring Grant Ordinance. The bill would authorize Department directors to accept approximately \$140 million in grants and enter into revenue-backed service contracts to support appropriations that would be made in CB 119938, the 2021 Budget Adoption Ordinance.



Legislation Text

File #: CBA BLG-007-A-002, **Version:** 1

2021 Seattle City Council Budget Action

Council Budget Action: Agenda

Tab	Action	Option	Version
BLG	007	A	002

Budget Action Title: Pass CB 119913 - SDCI Fee Ordinance

Ongoing: Yes Has Budget Proviso: No

Has CIP Amendment: No Has Attachment: No

Primary Sponsor: Budget Committee

Council Members:

Staff Analyst: Ketil Freeman

Council Bill or Resolution: CB 119913

Date		Total	LH	TM	KS	AP	DJ	DS	AL	BC	LG
	Yes	0									
	No	0									
	Abstain	0									
	Absent	0									

Budget Action Description:

The budget action would recommend passage of Council Bill (CB) 119913, which modifies the Seattle Department of Construction and Inspections' (SDCI) fee ordinance. CB 119913 would make corrective and technical adjustments to fees charged by SDCI for regulatory services. Fees collected by SDCI for regulatory services are charged for recovering the cost of providing those services and are, generally, not fungible.

This bill would decrease fees charged for certain types of electrical, mechanical and refrigeration permit services and increase fees charged for reviews by the Department of Neighborhoods (DON), which SDCI collects. Fees collected for DON services include reviews associated with development of sites with potential landmark structures, development of major institutions, and applications for development standard departures for public schools.

The net effect in 2021 of the proposed modifications would be an approximately \$430,000 decrease in revenue to the Construction and Inspections Fund and an approximately \$30,000 increase in revenue to the General Fund.



Legislation Text

File #: CBA BLG-008-A-002, **Version:** 1

2021 Seattle City Council Budget Action

Council Budget Action: Agenda

Tab	Action	Option	Version
BLG	008	A	002

Budget Action Title: Pass CB 119914 - Parks Fee Ordinance

Ongoing: Yes Has Budget Proviso: No

Has CIP Amendment: No Has Attachment: No

Primary Sponsor: Budget Committee

Council Members:

Staff Analyst: Traci Ratzliff

Council Bill or Resolution: CB 119914

Date		Total	LH	TM	KS	AP	DJ	DS	AL	BC	LG
	Yes	0									
	No	0									
	Abstain	0									
	Absent	0									

Budget Action Description:

This Council Budget Action recommends passage of CB 119914, the 2021-2022 Parks Fee Ordinance that establishes charges for the use of certain park and recreation facilities and services, such as: pools, athletic facilities, Amy Yee Tennis Center, rental facilities, etc. Parks' fees and charges are approved for a two-year period. The proposed fees and charges for 2021 and 2022 are unchanged from the 2020 fee schedule. Therefore, the only change to the fee schedule is the years that the fees are in place - 2021 and 2022.



Legislation Text

File #: CBA BLG-009-A-002, **Version:** 1

2021 Seattle City Council Budget Action

Council Budget Action: Agenda

Tab	Action	Option	Version
BLG	009	A	002

Budget Action Title: Adopt Resolution 31975 - 2021 GF Support for SPR Exception

Ongoing: No Has Budget Proviso: No

Has CIP Amendment: No Has Attachment: No

Primary Sponsor: Budget Committee

Council Members:

Staff Analyst: Traci Ratzliff

Council Bill or Resolution: Resolution 31975

Date		Total	LH	TM	KS	AP	DJ	DS	AL	BC	LG
	Yes	0									
	No	0									
	Abstain	0									
	Absent	0									

Budget Action Description:

This Council Budget Action recommends adoption of Resolution 31975. This resolution authorizes the City to provide a reduced level of GF support to Seattle Parks and Recreation (SPR) in 2021 due to the demanding economic circumstances caused by the COVID-19 pandemic. The Mayor's proposed reductions in GF support to SPR would result in the City being unable to meet the baseline GF allocation required by the Interlocal Agreement (ILA) between the City and the Seattle Park District. In 2021, the baseline amount would be \$103 million. The Mayor's 2021 Proposed Budget would provide \$97 million of GF support. The ILA permits the Council to provide less GF support if the Council (1) determines that a natural disaster or exigent economic circumstance prevents the City from maintaining the required level of GF support and (2) adopts a resolution with $\frac{3}{4}$ approval affirming this circumstance.



Legislation Text

File #: CBA BLG-010-A-002, **Version:** 1

2021 Seattle City Council Budget Action

Council Budget Action: Agenda

Tab	Action	Option	Version
BLG	010	A	002

Budget Action Title: Pass CB 119915 - SPU Drainage Treatment Rate Passthrough Ordinance

Ongoing: Yes Has Budget Proviso: No

Has CIP Amendment: No Has Attachment: No

Primary Sponsor: Budget Committee

Council Members:

Staff Analyst: Brian Goodnight

Council Bill or Resolution: CB 119915

Date		Total	LH	TM	KS	AP	DJ	DS	AL	BC	LG
	Yes	0									
	No	0									
	Abstain	0									
	Absent	0									

Budget Action Description:

This budget action recommends passage of CB 119915, Seattle Public Utilities' (SPU) drainage treatment rate passthrough ordinance. This CB would adjust SPU's drainage rates for 2021 to account for an increase in the King County wastewater treatment charge and a decrease in wastewater volumes.

In October 2018, Council passed Ordinance 125686 establishing drainage rates for 2019 through 2021. These rates incorporated the King County wastewater treatment rate that was in effect for 2019 and 2020. King County typically increases its treatment rate every other year, however, necessitating an adjustment of the City's drainage rate for 2021. Of the total amount that SPU pays to King County for wastewater treatment, approximately six percent of the cost is attributed to the drainage system based on stormwater from combined basins in the city that flows to treatment plants.

In addition to the King County wastewater treatment rate increase, however, the overall volume of wastewater has decreased throughout the city since the beginning of the pandemic. This lower volume has therefore reduced the forecast for treatment costs attributable to the drainage system for 2021.

The adjustment proposed in this bill would decrease the treatment portion of drainage rates and bring the total average drainage rate increase for 2021 to 7.4 percent. This increase is below the 8.0 percent increase for 2021 that was expected by SPU and Council at the time that rates were adopted for 2019 through 2021.

SPU estimates that passage of this bill would decrease 2021 drainage revenue by approximately \$259,000 and General Fund revenue by approximately \$30,000.



Legislation Text

File #: CBA BLG-011-A-002, **Version:** 1

2021 Seattle City Council Budget Action

Council Budget Action: Agenda

Tab	Action	Option	Version
BLG	011	A	002

Budget Action Title: Pass CB 119916 - SPU Wastewater Treatment Rate Passthrough Ordinance

Ongoing: Yes Has Budget Proviso: No

Has CIP Amendment: No Has Attachment: No

Primary Sponsor: Budget Committee

Council Members:

Staff Analyst: Brian Goodnight

Council Bill or Resolution: CB 119916

Date		Total	LH	TM	KS	AP	DJ	DS	AL	BC	LG
	Yes	0									
	No	0									
	Abstain	0									
	Absent	0									

Budget Action Description:

This budget action recommends passage of CB 119916, Seattle Public Utilities' (SPU) wastewater treatment rate passthrough ordinance. This CB would adjust Seattle Public Utilities' (SPU) wastewater rates for 2021 to account for an increase in the King County wastewater treatment charge.

In October 2018, Council passed Ordinance 125685 establishing wastewater rates for 2019 through 2021. These rates incorporated the King County wastewater treatment rate that was in effect for 2019 and 2020. King County typically increases its treatment rate every other year, however, necessitating an adjustment of the City's wastewater rate for 2021.

The adjustment proposed in this bill would increase the treatment portion of wastewater rates by approximately 4.6 percent, bringing the total wastewater rate increase for 2021 to 7.3 percent. This increase is consistent with the expectations of SPU and the Council at the time that rates were adopted for 2019 through 2021.

SPU estimates that passage of this bill would increase 2021 wastewater revenue by approximately \$7.9 million, which would be used to pay King County treatment charges, and General Fund revenues by approximately \$943,000. If the Council does not pass this bill, SPU would still be liable for the increased King County treatment rate charges, but the City would not be fully recovering the cost from ratepayers.



Legislation Text

File #: CBA BLG-012-A-002, **Version:** 1

2021 Seattle City Council Budget Action

Council Budget Action: Agenda

Tab	Action	Option	Version
BLG	012	A	002

Budget Action Title: Pass CB 119917 - Seattle Center 2021-2022 Facility Fees and Contracting Ordinance

Ongoing: Yes Has Budget Proviso: No

Has CIP Amendment: No Has Attachment: No

Primary Sponsor: Budget Committee

Council Members:

Staff Analyst: Brian Goodnight

Council Bill or Resolution: CB 119917

Date		Total	LH	TM	KS	AP	DJ	DS	AL	BC	LG
	Yes	0									
	No	0									
	Abstain	0									
	Absent	0									

Budget Action Description:

This budget action recommends passage of CB 119917, Seattle Center's facility fee and contracting ordinance. This CB would modify the Seattle Center Fee Range Schedule by increasing the minimum event day fees for the Armory and increasing the maximum event day fees for McCaw Hall.

The legislation would also make a number of adjustments to provide the Seattle Center Director with more contracting flexibility in recognition of the economic effects of the pandemic. The proposed changes include:

- Allowing the Director to enter into events-related service agreements (e.g., ticketing services, catering, concessionaires) for 10-year terms, rather than 5-year terms;
- Increasing the risk of potential loss amount for the Director to enter into agreements where Seattle Center is a promoter or co-promoter of events from \$50,000 to \$100,000.

Additionally, for 2021 and 2022 only, the Director would be allowed to:

- Extend the term of food and beverage service agreements for two additional years;
- Waive up to \$25,000 in use fees and charges to incentivize the hosting of events at Seattle Center.

Lastly, the legislation would repeal Chapter 17.20 of the Seattle Municipal Code which relates to Veterans Hall that was demolished as part of the construction of McCaw Hall.



Legislation Text

File #: CBA BLG-013-A-002, **Version:** 1

2021 Seattle City Council Budget Action

Council Budget Action: Agenda

Tab	Action	Option	Version
BLG	013	A	002

Budget Action Title: Pass CB 119918 - Seattle Center Operating Interfund Loan Ordinance

Ongoing: Yes Has Budget Proviso: No

Has CIP Amendment: No Has Attachment: No

Primary Sponsor: Budget Committee

Council Members:

Staff Analyst: Brian Goodnight

Council Bill or Resolution: CB 119918

Date		Total	LH	TM	KS	AP	DJ	DS	AL	BC	LG
	Yes	0									
	No	0									
	Abstain	0									
	Absent	0									

Budget Action Description:

This budget action recommends passage of CB 119918, Seattle Center's operating interfund loan ordinance. This CB would amend Ordinance 125717, passed in November 2018, to authorize a revolving interfund loan of up to \$18 million from the REET II Capital Projects Fund. The loan is anticipated to be repaid by 2033 from revenues associated with the reopening of the arena and the return of public events and commerce on the campus.

The interfund loan authorized by Ordinance 125717 had a limit of \$5 million and was primarily intended to support Seattle Center operations during the redevelopment of the arena. Seattle Center has maxed out the loan authority granted by the prior authorization.

In addition to the financial impacts of the arena redevelopment, Seattle Center continues to be significantly impacted by the pandemic and its associated prohibition on public gatherings. Seattle Center's 2021 Proposed Budget relies upon \$11.8 million of loan proceeds that would be authorized by this legislation.

The City's Debt Management Policy Advisory Committee voted on October 14, 2020 recommending that the City approve of the interfund loan that would be authorized by this legislation.



Legislation Text

File #: CBA BLG-014-B-002, **Version:** 1

2021 Seattle City Council Budget Action

Council Budget Action: Agenda

Tab	Action	Option	Version
BLG	014	B	002

Budget Action Title: Amend and pass as amended CB 119919 - FAS Multipurpose LTGO Bonds 2021 ordinance

Ongoing: Yes Has Budget Proviso: No

Has CIP Amendment: No Has Attachment: No

Primary Sponsor: Budget Committee

Council Members:

Staff Analyst: Tom Mikesell

Council Bill or Resolution: CB 119919

Date		Total	LH	TM	KS	AP	DJ	DS	AL	BC	LG
	Yes	0									
	No	0									
	Abstain	0									
	Absent	0									

Budget Action Description:

This Council Budget Action would amend and recommend passage of CB 119919, which authorizes the Department of Finance and Administrative Services' (FAS) issuance of 2021 limited tax general obligation (LTGO) bonds.

The amendment proposed by this Council Budget Action would revise Exhibit A to CB 119919 to reduce the approximate principle amount of the West Seattle Bridge Immediate Response from \$100,000,000 to \$97,200,000, and to add an approximate principle amount of \$2,800,000 for West Marginal Way Safe Street and Accessibility Improvements. This action would be necessary to support Council Budget Action SDOT-010-A-001, which would transfer \$2.8 million of funding from the West Seattle Bridge Immediate Response CIP project to the West Marginal Way Safe Street and Accessibility Improvements CIP project. If SDOT-010-A-001 is not approved, this action is not needed. The impact of this Council Budget Action on Exhibit A is shown in Attachment A.

This legislation would provide the legal authorization to issue up to \$212.7 million of bonds in 2021, to fund projects in the 2021 Proposed Budget and the Proposed 2021-2026 Capital Improvement Program (CIP) and includes \$6 million of financing to assist the Pike Place Market in addressing revenue shortfalls resulting from the COVID-19 crisis. This loan will not be dispersed until bonds are issued and the City and Market finalize a lending agreement.

The City's Debt Management Policy Advisory Committee voted on October 14, 2020 recommending that the City approve the bonds that would be authorized by this legislation.



Legislation Text

File #: CBA BLG-015-A-002, **Version:** 1

2021 Seattle City Council Budget Action

Council Budget Action: Agenda

Tab	Action	Option	Version
BLG	015	A	002

Budget Action Title: Pass CB 119920 - Omnibus SCL Light Bond Defeasance Ordinance

Ongoing: Yes Has Budget Proviso: No

Has CIP Amendment: No Has Attachment: No

Primary Sponsor: Budget Committee

Council Members:

Staff Analyst: Eric McConaghy

Council Bill or Resolution: CB 119920

Date		Total	LH	TM	KS	AP	DJ	DS	AL	BC	LG
	Yes	0									
	No	0									
	Abstain	0									
	Absent	0									

Budget Action Description:

This budget action recommends passage of CB 119920, Seattle City Light (SCL) electric system omnibus bond defeasance ordinance. This legislation would authorize the Director of Finance to approve and implement defeasance plans for outstanding electric system (City Light) revenue bonds and to call applicable bonds for redemption. The intent of the authorization is to allow the City to effectively replace higher interest rate debt with lower interest rate debt, thereby saving the City and its ratepayers money.

Until a 2017 change in federal tax law, the City was able to perform a similar type of refinancing more directly, by depositing the proceeds of lower interest rate bonds into an escrow account for the redemption of higher interest rate debt. This legislation would authorize a new "debt optimization" process that uses available cash to fund the escrow account instead. In instances where that cash would otherwise have gone toward capital projects, the City would sell new lower interest rate bonds to fund the capital projects.



Legislation Text

File #: CBA BLG-016-A-002, **Version:** 1

2021 Seattle City Council Budget Action

Council Budget Action: Agenda

Tab	Action	Option	Version
BLG	016	A	002

Budget Action Title: Pass CB 119921 - SCL 2021 City Light Bond Ordinance

Ongoing: Yes Has Budget Proviso: No

Has CIP Amendment: No Has Attachment: No

Primary Sponsor: Budget Committee

Council Members:

Staff Analyst: Eric McConaghy

Council Bill or Resolution: CB 119921

Date		Total	LH	TM	KS	AP	DJ	DS	AL	BC	LG
	Yes	0									
	No	0									
	Abstain	0									
	Absent	0									

Budget Action Description:

This budget action recommends passage of CB 119921, Seattle City Light's (SCL) 2021 municipal light and power revenue bonds ordinance.

This legislation would provide the legal authorization to issue up to \$350 million of bonds in 2021 to fund \$200 million of City Light's capital expenditures and to fund \$150 million for possible debt optimization. The debt optimization provided for in the proposed Omnibus SCL Light Bond Defeasance Ordinance (CB 119920) relies on passage of this bill.

The City's Debt Management Policy Advisory Committee voted on October 14, 2020 recommending that the City approve the bonds that would be authorized by this legislation.



Legislation Text

File #: CBA BLG-017-A-002, **Version:** 1

2021 Seattle City Council Budget Action

Council Budget Action: Agenda

Tab	Action	Option	Version
BLG	017	A	002

Budget Action Title: Pass CB 119922 - SPU 2021 Drainage and Wastewater System Bond Ordinance

Ongoing: Yes Has Budget Proviso: No

Has CIP Amendment: No Has Attachment: No

Primary Sponsor: Budget Committee

Council Members:

Staff Analyst: Brian Goodnight

Council Bill or Resolution: CB 119922

Date		Total	LH	TM	KS	AP	DJ	DS	AL	BC	LG
	Yes	0									
	No	0									
	Abstain	0									
	Absent	0									

Budget Action Description:

This budget action recommends passage of CB 119922, Seattle Public Utilities' (SPU) 2021 drainage and wastewater system bond ordinance. This CB would amend Ordinance 125454, passed in November 2017, as amended by Ordinance 125712, passed in November 2018, to authorize up to \$500 million of 30-year fixed-rate bonds to support the City's drainage and wastewater system.

Up to \$150 million would be used for debt optimization, a process that would be authorized by a separate piece of proposed budget legislation, CB 119923, the Drainage and Wastewater Omnibus Bond Defeasance ordinance.

The other \$350 million would be used to fund capital expenditures. Of this amount, \$192 million has already been issued in the form of a U.S. Environmental Protection Agency Water Infrastructure Finance and Innovation Act loan for the Ship Canal Water Quality project. The remaining \$158 million of bond proceeds would support approximately 24 months of construction activity. SPU estimates the annual debt service on the \$158 million of bonds to be about \$8 million, beginning in 2022.

The City's Debt Management Policy Advisory Committee voted on October 14, 2020 recommending that the City approve the loans and bonds that would be authorized by this legislation.



Legislation Text

File #: CBA BLG-018-A-002, **Version:** 1

2021 Seattle City Council Budget Action

Council Budget Action: Agenda

Tab	Action	Option	Version
BLG	018	A	002

Budget Action Title: Pass CB 119923 - SPU Drainage and Wastewater Omnibus Bond Defeasance Ordinance

Ongoing: Yes Has Budget Proviso: No

Has CIP Amendment: No Has Attachment: No

Primary Sponsor: Budget Committee

Council Members:

Staff Analyst: Brian Goodnight

Council Bill or Resolution: CB 119923

Date		Total	LH	TM	KS	AP	DJ	DS	AL	BC	LG
	Yes	0									
	No	0									
	Abstain	0									
	Absent	0									

Budget Action Description:

This budget action recommends passage of CB 119923, Seattle Public Utilities' (SPU) drainage and wastewater system omnibus bond defeasance ordinance. This CB would authorize the Director of Finance to approve and implement defeasance plans for outstanding drainage and wastewater system revenue bonds and to call applicable bonds for redemption. The intent of the authorization is to allow the City to effectively replace higher interest rate debt with lower interest rate debt, thereby saving the City and its ratepayers money.

Until a 2017 change in federal tax law, the City was able to perform a similar type of refinancing more directly, by depositing the proceeds of lower interest rate bonds into an escrow account for the redemption of higher interest rate debt. This legislation would authorize a new "debt optimization" process that uses available cash to fund the escrow account instead. In instances where that cash would otherwise have gone toward capital projects, the City would sell new lower interest rate bonds to fund the capital projects.



Legislation Text

File #: CBA BLG-019-A-002, **Version:** 1

2021 Seattle City Council Budget Action

Council Budget Action: Agenda

Tab	Action	Option	Version
BLG	019	A	002

Budget Action Title: Pass CB 119924 - SPU Solid Waste Omnibus Bond Defeasance Ordinance

Ongoing: Yes Has Budget Proviso: No

Has CIP Amendment: No Has Attachment: No

Primary Sponsor: Budget Committee

Council Members:

Staff Analyst: Brian Goodnight

Council Bill or Resolution: CB 119924

Date		Total	LH	TM	KS	AP	DJ	DS	AL	BC	LG
	Yes	0									
	No	0									
	Abstain	0									
	Absent	0									

Budget Action Description:

This budget action recommends passage of CB 119924, Seattle Public Utilities' (SPU) solid waste system omnibus bond defeasance ordinance. This CB would authorize the Director of Finance to approve and implement defeasance plans for outstanding solid waste system revenue bonds and to call applicable bonds for redemption. The intent of the authorization is to allow the City to effectively replace higher interest rate debt with lower interest rate debt, thereby saving the City and its ratepayers money.

Until a 2017 change in federal tax law, the City was able to perform a similar type of refinancing more directly, by depositing the proceeds of lower interest rate bonds into an escrow account for the redemption of higher interest rate debt. This legislation would authorize a new "debt optimization" process that uses available cash to fund the escrow account instead. In instances where that cash would otherwise have gone toward capital projects, the City would sell new lower interest rate bonds to fund the capital projects.



Legislation Text

File #: CBA BLG-020-A-002, **Version:** 1

2021 Seattle City Council Budget Action

Council Budget Action: Agenda

Tab	Action	Option	Version
BLG	020	A	002

Budget Action Title: Pass CB 119925 - SPU 2021 Water System Bond Ordinance

Ongoing: Yes Has Budget Proviso: No

Has CIP Amendment: No Has Attachment: No

Primary Sponsor: Budget Committee

Council Members:

Staff Analyst: Brian Goodnight

Council Bill or Resolution: CB 119925

Date		Total	LH	TM	KS	AP	DJ	DS	AL	BC	LG
	Yes	0									
	No	0									
	Abstain	0									
	Absent	0									

Budget Action Description:

This budget action recommends passage of CB 119925, Seattle Public Utilities' (SPU) 2021 water system bond ordinance. This CB would amend Ordinance 125713, passed in November 2018, to authorize up to \$280 million of 30-year fixed-rate bonds to support the City's water system.

Up to \$150 million would be used for debt optimization, a process that would be authorized by a separate piece of budget legislation, CB 119926, the Water Omnibus Bond Defeasance ordinance.

The remaining \$130 million would be used to fund capital expenditures and would support approximately 12-18 months of construction activity. SPU estimates the annual debt service to be about \$7.5 million, beginning in 2022.

The City's Debt Management Policy Advisory Committee voted on October 14, 2020 recommending that the City approve the bonds that would be authorized by this legislation.



Legislation Text

File #: CBA BLG-021-A-002, **Version:** 1

2021 Seattle City Council Budget Action

Council Budget Action: Agenda

Tab	Action	Option	Version
BLG	021	A	002

Budget Action Title: Pass CB 119926 - SPU Water Omnibus Bond Defeasance Ordinance

Ongoing: Yes Has Budget Proviso: No

Has CIP Amendment: No Has Attachment: No

Primary Sponsor: Budget Committee

Council Members:

Staff Analyst: Brian Goodnight

Council Bill or Resolution: CB 119926

Date		Total	LH	TM	KS	AP	DJ	DS	AL	BC	LG
	Yes	0									
	No	0									
	Abstain	0									
	Absent	0									

Budget Action Description:

This budget action recommends passage of CB 119923, Seattle Public Utilities' (SPU) water system omnibus bond defeasance ordinance. This CB would authorize the Director of Finance to approve and implement defeasance plans for outstanding water system revenue bonds and to call applicable bonds for redemption. The intent of the authorization is to allow the City to effectively replace higher interest rate debt with lower interest rate debt, thereby saving the City and its ratepayers money.

Until a 2017 change in federal tax law, the City was able to perform a similar type of refinancing more directly, by depositing the proceeds of lower interest rate bonds into an escrow account for the redemption of higher interest rate debt. This legislation would authorize a new "debt optimization" process that uses available cash to fund the escrow account instead. In instances where that cash would otherwise have gone toward capital projects, the City would sell new lower interest rate bonds to fund the capital projects.



Legislation Text

File #: CBA BLG-022-C-002, **Version:** 1

2021 Seattle City Council Budget Action

Council Budget Action: Agenda

Tab	Action	Option	Version
BLG	022	C	002

Budget Action Title: Pass CB 119947 - SDOT Interfund Loan Ordinance

Ongoing: Yes Has Budget Proviso: No

Has CIP Amendment: No Has Attachment: No

Primary Sponsor: Budget Committee

Council Members:

Staff Analyst: Calvin Chow

Council Bill or Resolution: CB 119947

Date		Total	LH	TM	KS	AP	DJ	DS	AL	BC	LG
	Yes	0									
	No	0									
	Abstain	0									
	Absent	0									

Budget Action Description:

This Council Budget Action recommends passage of CB 119947, which would authorize a \$25 million interfund loan from the Information Technology Fund to the Transportation Fund. The loan would be repaid by December 31, 2024. The City Budget Office (CBO) affirms that the Information Technology Fund has available resources to cover the loan, and the anticipated combined interest due over the four-year term is \$1,147,170.

This proposed interfund loans would provide short-term financing in support of general Seattle Department of Transportation (SDOT) operations. This is intended to help SDOT avoid further 2021 budget reductions as the economy is anticipated to recover from the COVID-19 recession over the next four years. Absent the loan, SDOT would be forced to make additional budget reductions in 2021, including additional cuts to programs and staff which would lead to discontinuity of services and institutional knowledge/capacity.

The Transportation Fund financial plan includes principal and interest payments to retire the proposed loan by 2024. If Transportation Fund revenues do not recover as projected, SDOT will need to reduce future budget proposals accordingly to preserve funding to repay the interfund loan; this could mean absorbing reductions in projects and/or personnel costs for the next several years.



Legislation Text

File #: CBA BLG-023-A-002, **Version:** 1

2021 Seattle City Council Budget Action

Council Budget Action: Agenda

Tab	Action	Option	Version
BLG	023	A	002

Budget Action Title: Pass CB 119928, CBO legislation to deposit admission tax proceeds directly into the Arts and Culture Fund

Ongoing: Yes Has Budget Proviso: No

Has CIP Amendment: No Has Attachment: No

Primary Sponsor: Budget Committee

Council Members:

Staff Analyst: Asha Venkataraman

Council Bill or Resolution: CB 119928

Date		Total	LH	TM	KS	AP	DJ	DS	AL	BC	LG
	Yes	0									
	No	0									
	Abstain	0									
	Absent	0									

Budget Action Description:

This budget action recommends passage of Council Bill 119928, legislation that would amend the Seattle Municipal Code to require all receipts from the admission tax be deposited directly into the Arts and Culture Fund rather than into the General Fund. Because 100 percent of admissions tax revenue is dedicated by ordinance to the Office of Arts and Culture, this legislation would remove an unneeded administrative step of transferring funds from the General Fund into the Arts and Culture Fund.



Legislation Text

File #: CBA BLG-024-A-002, **Version:** 1

2021 Seattle City Council Budget Action

Council Budget Action: Agenda

Tab	Action	Option	Version
BLG	024	A	002

Budget Action Title: Adopt Resolution 31976 - CBO Arts and Culture Fund Policies

Ongoing: Yes Has Budget Proviso: No

Has CIP Amendment: No Has Attachment: No

Primary Sponsor: Budget Committee

Council Members:

Staff Analyst: Asha Venkataraman

Council Bill or Resolution: RES 31976

Date		Total	LH	TM	KS	AP	DJ	DS	AL	BC	LG
	Yes	0									
	No	0									
	Abstain	0									
	Absent	0									

Budget Action Description:

This budget action recommends adoption of Resolution 31976, which would update outdated language and modify financial policies related to the Arts and Culture Fund to require that the Office of Arts and Culture (ARTS) maintain a reserve equivalent to 20 percent of the Arts and Culture Fund's annual operating expenses.

Currently, appropriations for ARTS for the current year are based on admissions tax revenues from two years prior, which allows ARTS two years of lead time to address unexpected revenue issues. For example, appropriations in the 2021 Proposed Budget are based upon actual admissions tax revenues from 2019. However, given the impacts of COVID-19 on current revenue collection, adoption of Resolution 31976 would allow ARTS to shift to concurrently funding its budget beginning in 2022. This shift can mitigate the impacts of revenue loss from COVID-19 in 2020 and 2021 by effectively "skipping" those years of revenue and budgeting for 2022 with anticipated 2022 revenue, when revenues are forecasted to improve. Revenues collected in 2020 and 2021 would instead be used to build the reserve in the Arts and Culture Fund. To provide cushion previously provided by the two-year lag, this legislation increases the reserve from \$400,000 annually to 20 percent of operating expenses.



Legislation Text

File #: CBA BLG-025-A-002, **Version:** 1

2021 Seattle City Council Budget Action

Council Budget Action: Agenda

Tab	Action	Option	Version
BLG	025	A	002

Budget Action Title: Pass CB 119929 - Seattle Center 2021-2022 Parking Rates Ordinance

Ongoing: Yes Has Budget Proviso: No

Has CIP Amendment: No Has Attachment: No

Primary Sponsor: Budget Committee

Council Members:

Staff Analyst: Brian Goodnight

Council Bill or Resolution: CB 119929

Date		Total	LH	TM	KS	AP	DJ	DS	AL	BC	LG
	Yes	0									
	No	0									
	Abstain	0									
	Absent	0									

Budget Action Description:

This budget action recommends passage of CB 119929, Seattle Center's parking rates ordinance. This CB would amend the Seattle Center parking regulations to specify that the monthly parking program is for designated hours only, to establish an enforcement fee for exceeding those designated hours, and to modify the volume discount percentage. The legislation would also increase the maximum fees for the premium parking program and for parking enforcement. For example, the maximum surcharge for not paying a parking charge within 14 days is increased from \$20 to \$30. Lastly, the legislation would align the department's online customer transaction fee with citywide rules established in SMC 5.22.020.



Legislation Text

File #: CBA BLG-026-A-002, **Version:** 1

2021 Seattle City Council Budget Action

Council Budget Action: Agenda

Tab	Action	Option	Version
BLG	026	A	002

Budget Action Title: Pass CB 119930 - SDOT Move Seattle Categorical Spending Ordinance

Ongoing: Yes Has Budget Proviso: No

Has CIP Amendment: No Has Attachment: No

Primary Sponsor: Budget Committee

Council Members:

Staff Analyst: Calvin Chow

Council Bill or Resolution: CB 119930

Date		Total	LH	TM	KS	AP	DJ	DS	AL	BC	LG
	Yes	0									
	No	0									
	Abstain	0									
	Absent	0									

Budget Action Description:

This budget action recommends passage of CB 119930, which would authorize a change in the Seattle Department of Transportation's (SDOT's) Levy to Move Seattle funding levels for the designated spending categories established in the levy.

The 2015 voter-approved Levy to Move Seattle (authorized by Ordinance 124796) established three spending categories (Safe Routes, Congestion Relief, and Maintenance and Repair) for levy proceeds with designated cumulative funding amounts over the nine year term of the measure. While the Levy to Move Seattle funding remains relatively stable, other transportation revenue sources have declined with the response to the COVID-19 pandemic and resulting economic recession. SDOT leverages the Levy to Move Seattle funds with these other transportation revenues to deliver a portfolio of Move Seattle projects. In response to the overall reduction of total funding for these Move Seattle projects, SDOT has proposed revisions to the Levy to Move Seattle spending categories to deliver a revised Move Seattle project portfolio reflected in the 2021-2026 Capital Improvement Program.

Adjusting the Levy to Move Seattle spending categories would require the Council's approval by ordinance. The Levy to Move Seattle Oversight Committee reviewed this proposal at their October 6, 2020 meeting and provided written comment to the Council (letter dated October 19, 2020) in support of the proposal.



Legislation Text

File #: CBA BLG-028-A-002, **Version:** 1

2021 Seattle City Council Budget Action

Council Budget Action: Agenda

Tab	Action	Option	Version
BLG	028	A	002

Budget Action Title: Pass CB 119932 – TNC Tax Threshold Amendment Ordinance

Ongoing: Yes Has Budget Proviso: No

Has CIP Amendment: No Has Attachment: No

Primary Sponsor: Budget Committee

Council Members:

Staff Analyst: Amy Gore

Council Bill or Resolution: CB 119932

Date		Total	LH	TM	KS	AP	DJ	DS	AL	BC	LG
	Yes	0									
	No	0									
	Abstain	0									
	Absent	0									

Budget Action Description:

This legislation would amend SMC 5.39.050 to decrease the applicability threshold for the Transportation Network Company (TNC) tax from 1,000,000 trips per quarter to 200,000 trips per quarter.

In December of 2019, Council passed Ordinance 125971, imposing a new tax of \$0.57 per trip provided by any TNC which reported over 1,000,000 trips in the previous quarter. At the time of passage, both Uber and Lyft were meeting this threshold and the anticipated revenues from the tax were \$8.9 million in 2020 and \$19.9 million in 2021. Due to COVID-19, the number of TNC trips has decreased dramatically; and no company is meeting the current threshold. Therefore, no TNC tax revenue has been collected in 2020. It is anticipated that with the change of the applicability threshold, the tax would generate \$5.0 million in 2021, consistent with assumptions in the 2021 Proposed Budget.



Legislation Text

File #: CBA BLG-029-A-002, **Version:** 1

2021 Seattle City Council Budget Action

Council Budget Action: Agenda

Tab	Action	Option	Version
BLG	029	A	002

Budget Action Title: Adopt Resolution 31977 - Retirement 2021 Credit Interest Rates Resolution

Ongoing: Yes Has Budget Proviso: No

Has CIP Amendment: No Has Attachment: No

Primary Sponsor: Budget Committee

Council Members:

Staff Analyst: Tom Mikesell

Council Bill or Resolution: R 31977

Date		Total	LH	TM	KS	AP	DJ	DS	AL	BC	LG
	Yes	0									
	No	0									
	Abstain	0									
	Absent	0									

Budget Action Description:

This budget action recommends adoption of Resolution 31977 that would provide City Council approval of the 2021 interest rates on member contributions set by the SCERS Board of Administration on August 13, 2020. The Board reviews and adjusts the interest rates annually, based on market conditions. The new interest rates for 2021 will grow member contribution balances on all contributions received after December 11, 2011 at an annual compounding rate of 2.04 percent. The annual rate prior to this change is 3.07 percent.

This change lowers the Retirement Fund's costs and incrementally lowers the system's normal cost. These impacts are estimated along with other factors in the retirement system's periodic actuarial valuations



Legislation Text

File #: CBA BLG-030-A-002, **Version:** 1

2021 Seattle City Council Budget Action

Council Budget Action: Agenda

Tab	Action	Option	Version
BLG	030	A	002

Budget Action Title: Adopt Resolution 31978 - Valuation and Actuarially Required Contribution for 2021

Ongoing: Yes Has Budget Proviso: No

Has CIP Amendment: No Has Attachment: No

Primary Sponsor: Budget Committee

Council Members:

Staff Analyst: Tom Mikesell

Council Bill or Resolution: R 31978

Date		Total	LH	TM	KS	AP	DJ	DS	AL	BC	LG
	Yes	0									
	No	0									
	Abstain	0									
	Absent	0									

Budget Action Description:

This budget action recommends adoption of Resolution 31978 that affirms that the City will fully fund the actuarially required contribution (ARC) to the Employee's Retirement Fund in 2021. As determined by an independent actuary using a set of assumption about member demographics and investment earnings, the ARC is the annual contribution to the Retirement Fund that the City must make to meet the objective of a 100% funded retirement plan (benefits sufficient funds to pay current and future benefits) by 2042.

The combined required contribution rate for 2021 is 25.56 percent (down from 25.79% in 2020). The City's portion of the combined contribution rate for 2021 is 16.10 percent of regular payroll into SCERS (down from 16.14 percent in 2020).

The 2021 Proposed Budget includes the amounts necessary to fully fund the ARC to the Employee Retirement Fund in 2021.



Legislation Text

File #: CBA BLG-031-B-002, **Version:** 1

2021 Seattle City Council Budget Action

Council Budget Action: Agenda

Tab	Action	Option	Version
BLG	031	B	002

Budget Action Title: Amend and pass as amended CB 119933, which would create the Office of Emergency Management in the Executive Department

Ongoing: Yes Has Budget Proviso: No

Has CIP Amendment: No Has Attachment: Yes

Primary Sponsor: Lisa Herbold

Council Members: Dan Strauss, Lorena González

Staff Analyst: Lise Kaye

Council Bill or Resolution: CB 119933

Date		Total	LH	TM	KS	AP	DJ	DS	AL	BC	LG
	Yes	0									
	No	0									
	Abstain	0									
	Absent	0									

Summary of Dollar Effect

See the following pages for detailed technical information

	2021 Increase (Decrease)	2022 Increase (Decrease)
General Fund		
General Fund Revenues	\$0	
General Fund Expenditures	\$0	
Net Balance Effect	\$0	
Total Budget Balance Effect	\$0	

Budget Action Description:

This Council Budget Action (CBA) would amend and recommend passage of CB 119933, which would remove the existing Office of Emergency Management (OEM) from the Seattle Police Department and establish it as a separate Office in the Executive Department. The amendments would maintain OEM's existing authority under the Seattle Municipal Code and remove reference to internal operating policies. Attachment A to this CBA shows the proposed amendments.

Budget Action Transactions

#	Transaction Description	Position Title	Number of Positions	FTE	Dept	BSL	Fund	Year	Revenue Amount	Expenditure Amount
---	-------------------------	----------------	---------------------	-----	------	-----	------	------	----------------	--------------------

2021 Seattle City Council Budget Action

Council Budget Action: Agenda

Tab	Action	Option	Version
BLG	031	B	002

Attachment A

CITY OF SEATTLE

ORDINANCE _____

COUNCIL BILL _____

..title

AN ORDINANCE relating to the organization of City government; creating an Office of Emergency Management; repealing Sections 10.02.045 and 10.020.047 of the Seattle Municipal Code; adding Sections 3.15.040 and 3.15.042 to the Seattle Municipal Code; amending Ordinance 118617; and adopting revised Emergency Management Fund – General Trust Fund Policies.

..body

WHEREAS, throughout the summer, Seattle residents have taken to the streets to protest the unjust murders of Black Americans, including George Floyd and Breonna Taylor, and the shooting of Jacob Blake; all of these individuals experienced violent and lethal force at the hands of the police; and

WHEREAS, in response to this local and national civil rights reckoning, community members and civic leaders, including the Mayor and members of the City Council, have committed to a holistic review and community-led discussion around the effectiveness of the current way that community safety is provided in Seattle; and

WHEREAS, the shared vision for reimagining Seattle’s system of community safety recognizes the importance of providing alternatives to armed police officer response, including civilian and community-based services and solutions; and

WHEREAS, based on community input, the Mayor and the City Council will pursue the transfer of certain functions out of the Seattle Police Department, including Emergency Management, 9-1-1 Dispatch, and Parking Enforcement; and

WHEREAS, these transfers, taken in total, aim to reflect community expectations of the equitable delivery of City services, elevate emergency planning, improve the

1 coordination of calls-for-service, increase civilian and community-based dispatch
2 options, and bolster public trust and confidence in a reimagined system of community
3 safety; and

4 WHEREAS, emergency management is a core City function necessary to manage emergency
5 planning, preparedness, mitigation, response, and recovery on behalf of the City and in
6 collaboration with community, regional, state, and federal partners; and

7 WHEREAS, as a national best practice, the Emergency Management Accreditation Program
8 (EMAP) recommends establishing an independent Office of Emergency Management as
9 a department directly overseen by the executive; and

10 WHEREAS, as an independent City office, the charge of the Office of Emergency Management
11 remains the same as the central coordinating agency for the development of, training to,
12 and maintenance of the state required all-hazard Seattle Comprehensive Emergency
13 Management Plan, the Seattle Hazard Identification and Vulnerability Analysis, the
14 Seattle All Hazard Mitigation Plan, Seattle Disaster Recovery Framework, Departmental
15 Continuity of Operations Plans, and many incident-specific action plans, checklists, and
16 protocols; and

17 WHEREAS, it will continue to be critical for the Office of Emergency Management to work
18 closely with City departments, non-profit agencies, hospitals, schools, the military, state
19 and regional partners, and to expand partnership throughout Seattle's diverse community
20 when developing emergency management plans; NOW, THEREFORE,

21 **BE IT ORDAINED BY THE CITY OF SEATTLE AS FOLLOWS:**

22 Section 1. Sections 10.02.045 and 10.02.047 of the Seattle Municipal Code, enacted by
23 Ordinance 124849, are repealed:

~~((10.02.045 Director of the Office of Emergency Management~~

~~There shall be a Director of the Office of Emergency Management who shall be appointed by the Mayor. The Director shall be responsible for the organization, administration, and operation of the City's emergency management organization and program.~~

~~10.02.047 Office of Emergency Management~~

~~There shall be an Office of Emergency Management to oversee implementation of the City wide emergency management program including, but not limited to, hazard identification and consequence analysis, capability assessment, hazard mitigation, emergency planning, training, exercising, community preparedness, operational readiness, disaster response and recovery coordination, and partnership building. The Office of Emergency Management shall be the coordinating agency to ensure City wide compliance with local, state, and federal laws, regulations, and guidelines relating to emergency preparedness including the adoption of the national incident management system.))~~

Section 2. New Sections 3.15.040 and 3.15.042 are added to the Seattle Municipal Code as follows:

3.15.040 Office of Emergency Management

There is created within the Executive Department an Office of Emergency Management (OEM) responsible to partner with the community to prepare for, respond to, mitigate the impacts of, and recover from disasters and to be the coordinating agency to ensure Citywide compliance with local, state and federal laws, regulations and guidelines relating to emergency preparedness. The objectives and functions of the Office of Emergency Management ~~are to ensure that the City meets the national and international Emergency Management Accreditation Program (EMAP) standards and remain in compliance with chapter 38.52 RCW, chapters 118-09 and 118-30~~

~~WAC, the Disaster Mitigation Act of 2000, and the Post-Katrina Emergency Management Reform Act~~ and include the following tasks and activities~~functions~~:

A. Preparing the community for disaster through the management of volunteers, public education, and capability-building with community organizations, vulnerable population outreach, limited English proficiency, low income, and immigrant and refugee communities;

B. Studying and understanding the consequences of the numerous hazards facing the city of Seattle, and using hazard knowledge to inform mitigation of~~mitigate~~ known hazards through planning and investments to lessen disaster impacts and/or harden critical facilities and systems;

C. Coordinating the development, testing, validation, and maintenance of all plans and procedures to guide all aspects of the City's emergency management program such as including the all-hazard Seattle Comprehensive Emergency Management Plan (CEMP). The major components of the CEMP will, at minimum, include a hazard and consequence analysis, an emergency operations plan, a mitigation plan, a disaster recovery framework, and any other plans or programs necessary to comply with state and federal laws and regulation. The Mayor shall submit proposed amendments to the CEMP for review and approval by resolution,~~as described in Section 10.02.050, the Seattle Hazard Identification and Vulnerability Analysis, the Seattle All Hazard Mitigation Plan, Seattle Disaster Recovery Framework, Departmental Continuity of Operations Plans, an OEM Strategic Plan, and many incident specific action plans, checklists, and protocols;~~

D. Ensuring Training City responders, managed volunteers, and the community ~~are~~ trained to emergency plans and to their roles and responsibilities in an emergency, as well as conducting routine exercises to ensure personnel and systems are routinely practicing such roles;

E. Managing and maintaining the City's emergency response system to ensure coordination for both in-person and remote operations. This includes ensuring that: the City's Emergency Operations Center (EOC) and the Joint Information Center are operationally ready at all times; EOC responders are identified and trained; and all supporting infrastructure and equipment are maintained;

F. Following a federal declaration of disaster, coordinating the collection of information including damage, impacts, and costs incurred by City departments to obtain reimbursement or grant money under the Robert T. Stafford Disaster Relief and Emergency Assistance Act or other Federal laws on behalf of City departments; and

G. Overseeing the City's Emergency Management organization, including performing the duties as described in Section 10.02.060 and other functions as may be prescribed by ordinance.

3.15.042 Director of the Office of Emergency Management

A. Appointment, term, and removal

The Director of the Office of Emergency Management (OEM) shall be appointed by the Mayor and subject to confirmation by a majority vote of City Council. The Director may be removed by the Mayor upon filing a statement of reasons therefor with the City Council.

B. Duties. The Director of OEM shall be the head of OEM, shall be responsible for the administration of the City's emergency management organization and program, and shall:

1. Develop and manage all functions and responsibilities of OEM.

2. Hire, supervise, and discharge OEM staff.

3. ~~Provide advice~~Report to the Mayor and City Council on the city's emergency preparedness and recommend actions to better prepare the city and community at large for emergencies.

4. Ensure Citywide compliance with local, state, and federal laws, regulations, and guidelines relating to emergency preparedness including the adoption of the national incident management system.

Section 3. Ordinance 118617, last amended by Ordinance 125492, is amended as follows:

Section 1. There is hereby created in the General Trust Fund an Emergency Management Fund, into which shall be deposited financial contributions received by the City from federal, state and local governments and private entities to reimburse the City for costs incurred as a result of declared disasters; to reimburse the City for costs incurred for mitigation projects to lessen the impact of future disasters; to compensate the City for administrative costs of the recovery effort; and to assist the City in specialized programs and other disaster management activities. Cash balances in the Emergency Management Fund shall be invested and shall accrue interest until expended.

Section 2. The ((~~Police Department~~)) Office of Emergency Management is authorized to apply for the transfer of funds from the Emergency Management Fund received for the purposes outlined in Section 1, and the ((~~Chief of Police~~)) Director of the Office of Emergency Management is authorized to expend funds received through such transfers to facilitate the enhancement of emergency management activities following the ((~~Standard Operating Procedures attached hereto as Exhibit A~~)) Emergency Management Fund Policies. All the necessary appropriations for disbursement of funds in the Emergency Management Fund are hereby made and authorized. The ((~~Chief of Police~~))

1 Director of the Office of Emergency Management will report annually to the Mayor and
2 City Council the total of all monies received from such sources and an accounting of how
3 the funds were expended.

4 Section 3. The Director of Finance and Administrative Services is authorized to
5 pay the necessary warrants upon vouchers certified by the ((~~Chief of Police~~)) Director of
6 the Office of Emergency Management, or the ((~~Chief's~~)) Director's designee, on the
7 Emergency Management Fund.

8 * * *

9 Section 4. Emergency Management Fund Policies, adopted by Ordinance 118617, are
10 revised and adopted as contained in Attachment A to this ordinance.

Section 5. This ordinance shall take effect and be in force 30 days after its approval by the Mayor, but if not approved and returned by the Mayor within ten days after presentation, it shall take effect as provided by Seattle Municipal Code Section 1.04.020.

Passed by the City Council the _____ day of _____, 2020,
and signed by me in open session in authentication of its passage this _____ day of _____, 2020.

President _____ of the City Council

Approved by me this _____ day of _____, 2020.

Jenny A. Durkan, Mayor

Filed by me this _____ day of _____, 2020.

Monica Martinez Simmons, City Clerk

(Seal)

Attachments:

Attachment A – Emergency Management Fund – General Trust Fund Policies



Legislation Text

File #: CBA BLG-034-A-002, **Version:** 1

2021 Seattle City Council Budget Action

Council Budget Action: Agenda

Tab	Action	Option	Version
BLG	034	A	002

Budget Action Title: Pass CB 119936 - Transportation Network Company (TNC) Deactivation Rights Ordinance Amendments

Ongoing: Yes Has Budget Proviso: No

Has CIP Amendment: No Has Attachment: No

Primary Sponsor: Budget Committee

Council Members:

Staff Analyst: Karina Bull

Council Bill or Resolution: CB 119936

Date		Total	LH	TM	KS	AP	DJ	DS	AL	BC	LG
	Yes	0									
	No	0									
	Abstain	0									
	Absent	0									

Budget Action Description:

This legislation would amend the Transportation Network Company (TNC) Deactivation Rights Ordinance (Ordinance 125976) to delay the effective date until July 1, 2021 or later; and reduce TNC coverage to companies reporting "200,000 or more trips" in the City in the last quarter.

In November 2019, Council passed the TNC Deactivation Rights Ordinance to establish protections for drivers against unwarranted deactivations; procedures for a neutral deactivation appeal process; and authority for the Office of Labor Standards (OLS) to contract with a Driver Resolution Center to represent drivers in arbitration proceedings and conduct outreach.

To address the uncertainty of funding from the TNC tax established by Seattle Municipal Code (SMC) 5.39 and reduced TNC trip volume during the COVID-19 emergency, OLS proposes amending the TNC Deactivation Rights Ordinance to delay the effective date and lower the threshold for TNC coverage.

The effective date would change from October 1, 2020 to the later of (1) July 1, 2021 if the City Budget Office (CBO) has certified to the City Clerk that the City has collected "sufficient revenues" from the TNC tax to fund implementation of the TNC Deactivation Rights Ordinance or (2) 60 days following such certification. "Sufficient revenues" would include (1) fixed costs of approximately \$1.4 million in the Department of Finance and Administrative Services to implement the TNC tax and \$500,000 in OLS to implement the TNC Deactivation Rights Ordinance; and (2) funding for the Driver Resolution Center (DRC).

The threshold for TNC coverage would change from companies reporting "more than 1 million trips" in the City in the last quarter to "200,000 or more trips" in the City in the last quarter. This threshold would align with TNC coverage requirements in the TNC Minimum Compensation Ordinance and a proposed

2021 Seattle City Council Budget Action

Council Budget Action: Agenda

Tab	Action	Option	Version
BLG	034	A	002

amendment to the TNC tax.



Legislation Text

File #: CBA BLG-035-A-002, **Version:** 1

2021 Seattle City Council Budget Action

Council Budget Action: Agenda

Tab	Action	Option	Version
BLG	035	A	002

Budget Action Title: Pass CB 119937 - CBO Paycheck Protection Program (PPP) Exemption Ordinance

Ongoing: Yes Has Budget Proviso: No

Has CIP Amendment: No Has Attachment: No

Primary Sponsor: Budget Committee

Council Members:

Staff Analyst: Tom Mikesell

Council Bill or Resolution: CB 119937

Date		Total	LH	TM	KS	AP	DJ	DS	AL	BC	LG
	Yes	0									
	No	0									
	Abstain	0									
	Absent	0									

Budget Action Description:

This budget action recommends passage of Council Bill (CB) 119937 that would exempt from the Business & Occupation Tax business income related to cancellation of indebtedness under the Coronavirus Aid, Relief, and Economic Security Act (CARES Act) Paycheck Protection Program. The General Fund revenue forecast does not assume any revenues related to the PPP program, so this change has no fiscal impact.



Legislation Text

File #: CBA BLG-037-A-002, **Version:** 1

2021 Seattle City Council Budget Action

Council Budget Action: Agenda

Tab	Action	Option	Version
BLG	037	A	002

Budget Action Title: Pass CB 119939 - CBO Long Property Tax 2021 Ordinance

Ongoing: Yes Has Budget Proviso: No

Has CIP Amendment: No Has Attachment: No

Primary Sponsor: Budget Committee

Council Members:

Staff Analyst: Tom Mikesell

Council Bill or Resolution: CB 119939

Date		Total	LH	TM	KS	AP	DJ	DS	AL	BC	LG
	Yes	0									
	No	0									
	Abstain	0									
	Absent	0									

Budget Action Description:

This budget action recommends passage of Council Bill 119939, known as the “long” property tax ordinance. The long property tax ordinance is one of the two ordinances required to levy property taxes for collection in 2021. This bill fixes the rates and/or amounts of property taxes to be levied, and levies the taxes.

This bill increases the regular non-voted levy by 1 percent for taxes to be collected in 2021, adds the allowance for new construction and other allowable amounts, and specifies the dollar amounts to be collected for the special purposes of voter-approved property tax measures. This bill also levies the excess levy property taxes to pay debt service on voter-approved bond measures.

RCW 84.55 limits the increase in regular property tax that the City can collect, based on the previous year’s regular property tax multiplied by a “limit factor.” The City is generally required to use the lesser of 101 percent, or 100 percent plus the “implicit price deflator” (IPD) (the measure of inflation that applies to property tax calculations), as the limit factor. If the IPD is less than 1 percent, and the Council finds, by supermajority vote, a substantial need to use 101 percent as the limit factor, then the City can use 101 percent as the limit factor.

The IPD for 2021 is 0.64 percent. Because the IPD is less than 1 percent, and due to significant revenue losses projected into 2021 and additional costs resulting from the health and economic effects of the corona virus pandemic, CB 119939 includes a finding of substantial need to use 101 percent as the tax limit factor.

The total anticipated property tax revenue collected in 2021 under this bill would be about \$576.9 million.



Legislation Text

File #: CBA BLG-038-A-002, **Version:** 1

2021 Seattle City Council Budget Action

Council Budget Action: Agenda

Tab	Action	Option	Version
BLG	038	A	002

Budget Action Title: Pass CB 119940 - CBO Short Property Tax 2021 Ordinance

Ongoing: Yes Has Budget Proviso: No

Has CIP Amendment: No Has Attachment: No

Primary Sponsor: Budget Committee

Council Members:

Staff Analyst: Tom Mikesell

Council Bill or Resolution: CB 119940

Date		Total	LH	TM	KS	AP	DJ	DS	AL	BC	LG
	Yes	0									
	No	0									
	Abstain	0									
	Absent	0									

Budget Action Description:

This budget action recommends passage of Council Bill (CB) 119940 that would reflect changes in the regular property taxes in terms of dollars and percentages. This does not include “refund fund levy,” or additional taxes resulting from new construction, construction of wind turbine facilities classified as personal property, improvements to property, or an increase in the value of state-assessed property. It is a companion to the ordinance authorizing Seattle’s property tax levies, commonly known as the “Long Property Tax Ordinance.”



Legislation Text

File #: SLI CBO-001-A-003, **Version:** 1

2021 Seattle City Council Statement of Legislative Intent

Council Budget Action: Agenda

Tab	Action	Option	Version
CBO	001	A	003

Budget Action Title: Request a new Internet for All section in the 2021 Adopted Budget Book

Ongoing: No Has Attachment: No

Primary Sponsor: Alex Pedersen

Council Members: Lisa Herbold, Kshama Sawant, Debora Juarez, Dan Strauss, Andrew Lewis, Lorena González

Staff Analyst: Lise Kaye

Date		Total	LH	TM	KS	AP	DJ	DS	AL	BC	LG
	Yes	0									
	No	0									
	Abstain	0									
	Absent	0									

Statement of Legislative Intent:

This Statement of Legislative Intent (SLI) would request that the City Budget Office include a new section called "Internet For All" in the 2021 Adopted Budget Book chapter on the Information Technology Department (ITD). The new section should report the unanimous passage of Resolution 31956 by the City Council in July 2020 and the Executive's presentation to City Council of its Action Plan in September 2020. It should also note that the next report from ITD to the Council's Transportation & Utilities Committee will be in the first quarter of 2021. That report will summarize progress on initial strategies to increase access and adoption of affordable and reliable internet service including setting up dashboards to track results.

Responsible Council Committee(s):

Transportation & Utilities

Date Due to Council: January 21, 2021



Legislation Text

File #: CBA CBO-002-A-001, **Version:** 1

2021 Seattle City Council Budget Action

Council Budget Action: Agenda

Tab	Action	Option	Version
CBO	002	A	001

Budget Action Title: Errata Corrections to the Proposed Budget and CIP

Ongoing: Yes Has Budget Proviso: No

Has CIP Amendment: Yes Has Attachment: No

Primary Sponsor: Budget Committee

Council Members:

Staff Analyst: Eric McConaghy

Council Bill or Resolution:

Date		Total	LH	TM	KS	AP	DJ	DS	AL	BC	LG
	Yes	0									
	No	0									
	Abstain	0									
	Absent	0									

Summary of Dollar Effect

See the following pages for detailed technical information

	2021 Increase (Decrease)	2022 Increase (Decrease)
General Fund		
General Fund Revenues	\$0	
General Fund Expenditures	\$0	
Net Balance Effect	\$0	
Other Funds		
Human Services Fund (16200)		
Revenues	\$6,739,251	
Expenditures	\$6,739,251	
Net Balance Effect	\$0	
School Safety Traffic and Pedestrian Improvement Fund (18500)		
Revenues	\$716,102	
Expenditures	\$0	
Net Balance Effect	\$716,102	
Transportation Benefit District Fund (19900)		
Revenues	\$0	
Expenditures	\$0	

2021 Seattle City Council Budget Action

Council Budget Action: Agenda

Tab	Action	Option	Version
CBO	002	A	001

Net Balance Effect	\$0	
Waterfront LID #6751 (35040)		
Revenues	\$(5,758,000)	
Expenditures	\$0	
Net Balance Effect	\$(5,758,000)	
Information Technology Fund (50410)		
Revenues	\$126,561	
Expenditures	\$126,561	
Net Balance Effect	\$0	
Total Budget Balance Effect	\$(5,041,898)	

Budget Action Description:

This Council Budget Action (CBA) adopts corrections to errors in amounts of appropriations or revenues, the errata, for the 2021 Proposed Budget and the 2021 – 2026 Proposed Capital Improvement Program (CIP) identified by the City Budget Office and Central Staff after transmittal to the City Council. Central Staff has reviewed the proposed corrections and finds that they do not represent policy choices and are appropriately addressed as a single budget action.

Only transactions that change appropriations or revenues in the 2021 Proposed Budget or for year 2021 of the CIP are shown in the Summary of Dollar Effect tables above and the Budget Action Transaction table below. The list below describes the corrections included in this CBA. All changes to CIP projects pages are shown on the Attachments.

Corrections to errata for the 2021 Proposed Budget:

Correction FAS 1: This would add \$1,250,000 in revenue from Waterfront Local Improvement Bonds (LID) not added to the Central Waterfront Fund in the budget. This was omitted mistakenly in finalizing the budget due to the revenues and funds crossing departments. See FAS 1 in the Budget Action Transactions table (transactions table).

Correction HSD1: This would add revenue and expenditure for the Federal Housing and Urban Development (HUD) Emergency Solutions Grant by \$485,029, from \$23m to \$23,485,029. The amount included in the proposed budget change request inadvertently rounded down from the exact award amount. See HSD 1a and HSD 1b in the transactions table.

Correction HSD 2: This would add revenue and expenditure for a HUD Community Development Block Grant award of \$5,850,084 for COVID response. The timing of the grant was such that this amount was not known and, therefore, was not included in the Proposed Budget. See HSD 2a and HSD 2b in the transactions table.

Correction HSD 3: This would increase use of fund balance from the Human Services Fund and

2021 Seattle City Council Budget Action

Council Budget Action: Agenda

Tab	Action	Option	Version
CBO	002	A	001

associated expenditures by \$749,741 for the Preparing Youth for Success BSL. See HSD 3a and HSD 3b in the transactions table.

Correction ITD 1: This would correct a mistake in executing the intended changes from 2020 to 2021 in ITD Print and Batch Processing Services. The original intent was to redeploy filled positions to support the IT Service Desk; instead one position was cut. See ITD a-f in the transactions table.

Correction SDOT 1: This would remove a baseline amount of Waterfront LID bond revenue from the Central Waterfront Fund that was mistakenly included in the Proposed Budget. See SDOT 1 in the transactions table.

Correction SDOT 2: This would correct the revenue amounts for three fund sources in the Transportation Benefit District Fund. The total revenue amount shown in the Proposed Budget but the amounts for the individual funding sources are incorrect. See SDOT 2a-d in the transactions table.

Correction SDOT 3: This would add revenue from Red Light Camera fines that was inadvertently omitted from the budget. See SDOT 3 in the transactions table.

Correction 9: Include the SPU CIP project page for Water Supply Flexibility Program (Project Number MC-SU-C1507) that was erroneously not included in the 2021 – 2026 CIP. The funding and appropriations for the project was included in the proposed budget and CIP, See Attachment A. No transactions necessary; no line in transactions table.

Attachments

Attachment A: CIP Project Page - Water Supply Flexibility Program - MC-SU-C1507

Budget Action Transactions

#	Transaction Description	Position Title	Number of Positions	FTE	Dept	BSL	Fund	Year	Revenue Amount	Expenditure Amount
1	FAS 1: Add Waterfront Local Improvement District (LID) bond revenue		0	0	FAS - FA000	FAS - BO-FA-WATERFRNT - Central Waterfront Improvement Program Financial Support	35040 - Waterfront LID #6751	2021	\$1,250,000	\$0
2	HSD 1: Add funding to Addressing Homelessness BSL		0	0	HSD - HS000	HSD - BO-HS-H3000 - Addressing Homelessness	16200 - Human Services Fund	2021	\$0	\$485,029
3	HSD 1: Add revenue from Housing and Urban Development (HUD) Emergency Solutions Grant (ESG)		0	0	HSD - HS000	HSD - BO-HS-H3000 - Addressing Homelessness	16200 - Human Services Fund	2021	\$485,029	\$0
4	HSD 2: Add funding to Addressing Homelessness BSL		0	0	HSD - HS000	HSD - BO-HS-H3000 - Addressing Homelessness	16200 - Human Services Fund	2021	\$0	\$5,850,084
5	HSD 2: Add revenue from Housing and Urban Development (HUD) Community Development Block Grant (CDBG)		0	0	HSD - HS000	HSD - BO-HS-H3000 - Addressing Homelessness	16200 - Human Services Fund	2021	\$5,850,084	\$0
6	HSD 3: Add use of fund balance		0	0	HSD - HS000	HSD - BO-HS-H2000 - Preparing Youth for Success	16200 - Human Services Fund	2021	\$404,138	\$0

2021 Seattle City Council Budget Action

Council Budget Action: Agenda

Tab	Action	Option	Version
CBO	002	A	001

7	HSD 3: Increase funding to Preparing Youth for Success BSL		0	0	HSD - HS000	HSD - BO-HS-H2000 - Preparing Youth for Success	16200 - Human Services Fund	2021	\$0	\$404,138
8	ITD 1: Add FICA funding for Information Technology Systems Analyst position		0	0	ITD - IT000	ITD - BO-IT-D0400 - Frontline Services and Workplace	50410 - Information Technology Fund	2021	\$0	\$6,190
9	ITD 1: Add Medicare funding for Information Technology Systems Analyst position		0	0	ITD - IT000	ITD - BO-IT-D0400 - Frontline Services and Workplace	50410 - Information Technology Fund	2021	\$0	\$1,491
10	ITD 1: Add retirement funding for Information Technology Systems Analyst position		0	0	ITD - IT000	ITD - BO-IT-D0400 - Frontline Services and Workplace	50410 - Information Technology Fund	2021	\$0	\$16,768
11	ITD 1: Add revenue to fund Information Technology Systems Analyst position		0	0	ITD - IT000	ITD - BO-IT-D0400 - Frontline Services and Workplace	50410 - Information Technology Fund	2021	\$126,561	\$0
12	ITD 1: Add salary and wage funding for Information Technology Systems Analyst position		0	0	ITD - IT000	ITD - BO-IT-D0400 - Frontline Services and Workplace	50410 - Information Technology Fund	2021	\$0	\$102,112
13	Pocket Adjustments	Info Technol Systs Anlyst	1	1	ITD - IT000	ITD - BO-IT-D0400 - Frontline Services and Workplace	50410 - Information Technology Fund	2021	\$0	\$0
14	SDOT 3: Increase revenue from 20% of Red Light Camera fines		0	0	SDOT - TR000	SDOT - BR-TR-REVENUE - Seattle Department of Transportation - Revenue	18500 - School Safety Traffic and Pedestrian Improvement Fund	2021	\$716,102	\$0
15	SDOT 2: Increase revenue for vehicle license fees		0	0	SDOT - TR000	SDOT - BR-TR-REVENUE - Seattle Department of Transportation - Revenue	19900 - Transportation Benefit District Fund	2021	\$386,651	\$0
16	SDOT 2: Increase revenue from vehicle license fees		0	0	SDOT - TR000	SDOT - BR-TR-REVENUE - Seattle Department of Transportation - Revenue	19900 - Transportation Benefit District Fund	2021	\$32,896,535	\$0
17	SDOT 2: Reduce revenue for sales and use tax		0	0	SDOT - TR000	SDOT - BR-TR-REVENUE - Seattle Department of Transportation - Revenue	19900 - Transportation Benefit District Fund	2021	\$(32,896,535)	\$0
18	SDOT 2: Remove baseline revenue		0	0	SDOT - TR000	SDOT - BR-TR-REVENUE - Seattle Department of Transportation - Revenue	19900 - Transportation Benefit District Fund	2021	\$(386,651)	\$0
19	SDOT 1: Remove Waterfront LID baseline revenue		0	0	SDOT - TR000	SDOT - BR-TR-REVENUE - Seattle Department of Transportation - Revenue	35040 - Waterfront LID #6751	2021	\$(7,008,000)	\$0



Legislation Text

File #: CBA DEEL-001-A-003, **Version:** 1

2021 Seattle City Council Budget Action

Council Budget Action: Agenda

Tab	Action	Option	Version
DEEL	001	A	003

Budget Action Title: Add \$550,000 of 2011 Families and Education Levy to DEEL for a study and one-time programmatic funding for Black girls and young women and Black queer and trans youth

Ongoing: No Has Budget Proviso: No

Has CIP Amendment: No Has Attachment: No

Primary Sponsor: Lorena González

Council Members: Lisa Herbold, Tammy Morales, Kshama Sawant, Alex Pedersen, Debora Juarez, Dan Strauss, Andrew Lewis

Staff Analyst: Brian Goodnight

Council Bill or Resolution:

Date		Total	LH	TM	KS	AP	DJ	DS	AL	BC	LG
	Yes	0									
	No	0									
	Abstain	0									
	Absent	0									

Summary of Dollar Effect

See the following pages for detailed technical information

	2021 Increase (Decrease)	2022 Increase (Decrease)
General Fund		
General Fund Revenues	\$0	
General Fund Expenditures	\$0	
Net Balance Effect	\$0	
Other Funds		
2011 Families and Education Levy (17857)		
Revenues	\$0	
Expenditures	\$550,000	
Net Balance Effect	\$(550,000)	
Total Budget Balance Effect	\$(550,000)	

Budget Action Description:

This budget action would add \$550,000 from the fund balance of the 2011 Families and Education Levy to the Department of Education and Early Learning (DEEL) for a study and one-time programmatic funding for culturally responsive, identity-affirming programs for Black girls and young women and Black

2021 Seattle City Council Budget Action

Council Budget Action: Agenda

Tab	Action	Option	Version
DEEL	001	A	003

queer and trans youth.

Two distinct bodies of work are intended to be funded:

1) Up to \$175,000 is intended for DEEL to perform a study that, at a minimum, identifies gaps in the programming available to support Black girls and young women and Black queer and trans youth, determines strategies for addressing those gaps, and makes recommendations on appropriate programming opportunities. The recommendations should address programming for the one-time funds made available through this budget action, as well as recommendations for an ongoing source of funding.

The Council requests that the findings and recommendations of the study be provided to Council, either through a written report or a presentation at the Governance and Education Committee, by May 31, 2021.

2) The remaining funds should be used by DEEL to administer and provide one-time programming for Black girls and young women and Black queer and trans youth based on the strategies and recommendations identified in the study.

ADDITIONAL INFORMATION

In June 2020, the Executive announced a new \$5 million investment in mentoring programs for Black, Indigenous, and People of Color youth, primarily funded by fund balance from the 2011 Families and Education Levy. The Executive has awarded about half of the funds thus far and is working with the Our Best Advisory Council on finalizing the spending plans for the remaining funds. The remaining investments are tentatively focused on activities such as virtual learning support, social emotional support, family engagement, and educator diversity.

Budget Action Transactions

#	Transaction Description	Position Title	Number of Positions	FTE	Dept	BSL	Fund	Year	Revenue Amount	Expenditure Amount
1	Increase appropriations for a study and programming		0	0	DEEL - EE000	DEEL - BO-EE-IL200 - K-12 Programs	17857 - 2011 Families and Education Levy	2021	\$0	\$550,000



Legislation Text

File #: CBA DEEL-002-B-002, **Version:** 1

2021 Seattle City Council Budget Action

Council Budget Action: Agenda

Tab	Action	Option	Version
DEEL	002	B	002

Budget Action Title: Cut \$550,000 GF from Finance General for Equitable Communities Initiative and add \$550,000 GF to DEEL for a restorative justice pilot program

Ongoing: Yes Has Budget Proviso: No

Has CIP Amendment: No Has Attachment: No

Primary Sponsor: Tammy Morales

Council Members: Lisa Herbold, Kshama Sawant, Dan Strauss, Andrew Lewis

Staff Analyst: Brian Goodnight

Council Bill or Resolution:

Date		Total	LH	TM	KS	AP	DJ	DS	AL	BC	LG
	Yes	0									
	No	0									
	Abstain	0									
	Absent	0									

Summary of Dollar Effect

See the following pages for detailed technical information

	2021 Increase (Decrease)	2022 Increase (Decrease)
General Fund		
General Fund Revenues	\$0	
General Fund Expenditures	\$0	
Net Balance Effect	\$0	
Total Budget Balance Effect	\$0	

Budget Action Description:

This budget action would cut \$550,000 GF from Finance General proposed for the Equitable Communities Initiative and add \$550,000 GF to the Department of Education and Early Learning (DEEL) for a restorative justice pilot program at a limited number of Seattle schools.

The funding is intended to support the initial setup and first year of programming of a multi-year pilot program for schools, in partnership with community organizations, to implement restorative justice practices as an alternative to punitive discipline practices. The funding would allow the schools and community partners to provide restorative justice coordinators or teams that would facilitate schoolwide trainings for teachers and students to build and strengthen relationships, address behavioral issues in a culturally responsive and trauma-informed way, and assist with conflict resolution and de-escalation. The Council intends for all Seattle schools and their partners to be eligible to apply for funding, even if they

2021 Seattle City Council Budget Action

Council Budget Action: Agenda

Tab	Action	Option	Version
DEEL	002	B	002

have prior experience with restorative justice programming.

The Council requests that DEEL examine restorative justice programs that may already be operating in Seattle to inform the development of its competitive procurement process for pilot program funding. In recent years, King County's Best Starts for Kids and Public Health - Seattle & King County's Zero Youth Detention have funded restorative justice programs. Additionally, Cleveland High School uses a portion of its City education levy award to fund restorative justice coordinators.

Budget Action Transactions

#	Transaction Description	Position Title	Number of Positions	FTE	Dept	BSL	Fund	Year	Revenue Amount	Expenditure Amount
1	Increase appropriations for restorative justice pilot		0	0	DEEL - EE000	DEEL - BO-EE-IL200 - K-12 Programs	00100 - General Fund	2021	\$0	\$550,000
2	Decrease appropriations for Equitable Communities Initiative		0	0	FG - FG000	FG - BO-FG-2QD00 - General Purpose	00100 - General Fund	2021	\$0	\$(550,000)



Legislation Text

File #: CBA DON-001-A-003, **Version:** 1

2021 Seattle City Council Budget Action

Council Budget Action: Agenda

Tab	Action	Option	Version
DON	001	A	003

Budget Action Title: Add a Planning and Development Specialist II and \$130,350 to DON to staff an Indigenous Advisory Council

Ongoing: Yes Has Budget Proviso: No

Has CIP Amendment: No Has Attachment: No

Primary Sponsor: Debora Juarez

Council Members: Lisa Herbold, Tammy Morales, Kshama Sawant, Alex Pedersen, Dan Strauss, Andrew Lewis, Lorena González

Staff Analyst: Lish Whitson

Council Bill or Resolution:

Date		Total	LH	TM	KS	AP	DJ	DS	AL	BC	LG
	Yes	0									
	No	0									
	Abstain	0									
	Absent	0									

Summary of Dollar Effect

See the following pages for detailed technical information

	2021 Increase (Decrease)	2022 Increase (Decrease)
General Fund		
General Fund Revenues	\$0	
General Fund Expenditures	\$130,350	
Net Balance Effect	\$(130,350)	
Total Budget Balance Effect	\$(130,350)	

Budget Action Description:

This Council Budget Action would add one Planning and Development Specialist II position and \$130,350 to support a new Indigenous Advisory Council to be created in 2021. This advisory council would advise elected officials, including Councilmembers and the Mayor, about issues relevant to urban Native populations and how the City can better serve that population. It would not replicate the work of the existing Seattle Indian Services Commission, which is a public development authority that advocates for housing and human services funding for programs that serve urban Natives.

Budget Action Transactions

2021 Seattle City Council Budget Action

Council Budget Action: Agenda

Tab	Action	Option	Version
DON	001	A	003

#	Transaction Description	Position Title	Number of Positions	FTE	Dept	BSL	Fund	Year	Revenue Amount	Expenditure Amount
1	Pocket Adjustments		0	0	DON - DN000	DON - BO-DN-I3300 - Community Building	00100 - General Fund	2021	\$0	\$130,350
2	Pocket Adjustments	Plng&Dev Spec II	1	1	DON - DN000	DON - BO-DN-I3300 - Community Building	00100 - General Fund	2021	\$0	\$0



Legislation Text

File #: CBA DON-003-A-003, **Version:** 1

2021 Seattle City Council Budget Action

Council Budget Action: Agenda

Tab	Action	Option	Version
DON	003	A	003

Budget Action Title: Add \$75,000 GF to DON for a South Park safety coordinator

Ongoing: No Has Budget Proviso: No

Has CIP Amendment: No Has Attachment: No

Primary Sponsor: Lisa Herbold

Council Members: Tammy Morales, Kshama Sawant, Alex Pedersen, Lorena González

Staff Analyst: Lish Whitson

Council Bill or Resolution:

Date		Total	LH	TM	KS	AP	DJ	DS	AL	BC	LG
	Yes	0									
	No	0									
	Abstain	0									
	Absent	0									

Summary of Dollar Effect

See the following pages for detailed technical information

	2021 Increase (Decrease)	2022 Increase (Decrease)
General Fund		
General Fund Revenues	\$0	
General Fund Expenditures	\$75,000	
Net Balance Effect	\$(75,000)	
Total Budget Balance Effect	\$(75,000)	

Budget Action Description:

This Council Budget Action would add \$75,000 GF to the Department of Neighborhoods (DON) to continue the work of the South Park Public Safety Coordinator in 2021. This position was the top priority recommendation in the 2017 South Park Public Safety Taskforce Report funded by the City Council. The report recommended a bilingual resident to coordinate community public safety efforts in South Park, working with the South Park Safety Partners. The position was funded in the 2020 DON budget.

Current priorities include facilitating community safety dialogue around South Park's experience around policing and alternatives to police in South Park; street and safety concerns due to the West Seattle Bridge closure, business district concerns, and youth engagement. Recent work includes coordinating Crime Prevention Through Environmental Design work in youth art murals and a Clean Streets Initiative; community support during COVID; neighborhood walks; and facilitating and distributing a neighborhood newsletter in English, Spanish and Vietnamese.

2021 Seattle City Council Budget Action

Council Budget Action: Agenda

Tab	Action	Option	Version
DON	003	A	003

South Park is a low-income, majority BIPOC neighborhood, with numerous immigrants; a large share of residents speaks a language other than English at home; the median income is 45% less than the city average; and 83% of students are eligible for free and reduced lunch programs.

Budget Action Transactions

#	Transaction Description	Position Title	Number of Positions	FTE	Dept	BSL	Fund	Year	Revenue Amount	Expenditure Amount
1	Fund a South Park Safety Coordinator		0	0	DON - DN000	DON - BO-DN-I3300 - Community Building	00100 - General Fund	2021	\$0	\$75,000



Legislation Text

File #: SLI FAS-001-A-003, **Version:** 1

2021 Seattle City Council Statement of Legislative Intent

Council Budget Action: Agenda

Tab	Action	Option	Version
FAS	001	A	003

Budget Action Title: Request that FAS report on potential space for a food bank in Belltown

Ongoing: No Has Attachment: No

Primary Sponsor: Andrew Lewis

Council Members: Lisa Herbold, Tammy Morales, Kshama Sawant, Debora Juarez, Dan Strauss

Staff Analyst: Lish Whitson

Date		Total	LH	TM	KS	AP	DJ	DS	AL	BC	LG
	Yes	0									
	No	0									
	Abstain	0									
	Absent	0									

Statement of Legislative Intent:

This Statement of Legislative Intent requests that the Department of Finance and Administrative Services (FAS) assess publicly-owned property in Belltown or the surrounding area that could accommodate the Puget Sound Labor Agency's (PSLA) food bank. The PSLA is currently located in the Labor Temple, which is in the process of being sold to a new owner. This request asks FAS to report back by March 31, whether there are any publicly-owned facilities that could accommodate the food bank, either temporarily or long-term.

Responsible Council Committee(s):

Land Use & Neighborhoods

Date Due to Council: March 31, 2021



Legislation Text

File #: SLI FAS-002-B-002, **Version:** 1

2021 Seattle City Council Statement of Legislative Intent

Council Budget Action: Agenda

Tab	Action	Option	Version
FAS	002	B	002

Budget Action Title: Request that FAS provide a report on small business Business and Occupation tax relief options

Ongoing: No Has Attachment: No

Primary Sponsor: Andrew Lewis

Council Members: Tammy Morales, Dan Strauss

Staff Analyst: Tom Mikesell

Date		Total	LH	TM	KS	AP	DJ	DS	AL	BC	LG
	Yes	0									
	No	0									
	Abstain	0									
	Absent	0									

Statement of Legislative Intent:

This Statement of Legislative Intent requests that the Department of Finance and Administrative Services (FAS) provide a report on options to provide Business and Occupation tax relief to small business. The report should quantify tax revenue impacts and FAS administrative costs for options that target relief based on at least the following criteria: annual taxable income, number of full time equivalent (FTE) positions, and business type by North American Industrial Classification System category. The report should provide for scalability based on alternative decisions about applicability of each of these criteria. The report should include options that consider any combination of waivers, credits, and minimum taxation threshold changes, and should allow for comparison of options based on administrative costs and level of tax relief provided. Finally, the report should include implementation timelines, beginning from passage of authorizing legislation, for each option.

The City Council requests that this report be provided to the Finance and Housing Committee by July 1, 2021

Responsible Council Committee(s):

Finance & Housing

Date Due to Council: July 1, 2021



Legislation Text

File #: CBA FG-001-A-002, **Version:** 1

2021 Seattle City Council Budget Action

Council Budget Action: Agenda

Tab	Action	Option	Version
FG	001	A	002

Budget Action Title: Add \$150,000 GF to FG to Create an Independent Economics and Forecasting Office and Impose Two Provisos

Ongoing: No Has Budget Proviso: Yes

Has CIP Amendment: No Has Attachment: No

Primary Sponsor: Lorena González

Council Members: Tammy Morales, Alex Pedersen, Dan Strauss, Andrew Lewis

Staff Analyst: Tom Mikesell

Council Bill or Resolution:

Date		Total	LH	TM	KS	AP	DJ	DS	AL	TM	LG
	Yes	0									
	No	0									
	Abstain	0									
	Absent	0									

Summary of Dollar Effect

See the following pages for detailed technical information

	2021 Increase (Decrease)	2022 Increase (Decrease)
General Fund		
General Fund Revenues	\$0	
General Fund Expenditures	\$150,000	
Net Balance Effect	\$(150,000)	
Total Budget Balance Effect	\$(150,000)	

Budget Action Description:

This Council Budget Action would add \$150,000 GF to Finance General (FG) as a reserve for partial year costs of establishing an independent economic and forecasting office through separate legislation. The funding is intended to be combined with personnel costs for positions currently included in the City Budget Office budget in 2021 to support the initial setup and partial year costs of an independent economic and forecasting office. Similar to the King County Office of Economic and Financial Research and the Washington State Economic Revenue Forecast Council staff, this office would provide confidential economic and tax research and resources to the Council and Mayor. Further, it would independently develop economic and revenue forecast information and present forecast results to the Mayor and Council and the same time, establishing a level playing field for receiving this information.

Legislation establishing the office will be introduced separately, and the new office's final operating

2021 Seattle City Council Budget Action

Council Budget Action: Agenda

Tab	Action	Option	Version
FG	001	A	002

budget, including staffing and other operating considerations, will be based on the body of work included in that legislation. To restrict use of funds pending passage of legislation establishing the office, this budget action would impose two provisos on appropriations to CBO and FG in the budget. The action would impose the following provisos:

"Of the appropriation in the 2021 Budget for the City Budget Office (CBO), \$330,000 may not be spent until an ordinance is created approving the establishment of an independent forecasting office."

"Of the appropriation in the 2021 Budget for Finance General (FG), \$150,000 may not be spent until an ordinance is created approving the establishment of an independent forecasting office."

Budget Action Transactions

#	Transaction Description	Position Title	Number of Positions	FTE	Dept	BSL	Fund	Year	Revenue Amount	Expenditure Amount
1	Independent Economic and Revenue Forecast Office reserve		0	0	FG - FG000	FG - BO-FG-2QD00 - General Purpose	00100 - General Fund	2021	\$0	\$150,000



Legislation Text

File #: CBA FG-002-B-002, **Version:** 1

2021 Seattle City Council Budget Action

Council Budget Action: Agenda

Tab	Action	Option	Version
FG	002	B	002

Budget Action Title: Cut \$30 million GF from Finance General for the Equitable Communities Initiative and add \$30 million GF to Finance General for a Strategic Investment Fund to address displacement and impose a proviso

Ongoing: No Has Budget Proviso: Yes

Has CIP Amendment: No Has Attachment: No

Primary Sponsor: Kshama Sawant

Council Members: Lisa Herbold, Tammy Morales, Andrew Lewis, Lorena González

Staff Analyst: Tom Mikesell

Council Bill or Resolution:

Date		Total	LH	TM	KS	AP	DJ	DS	AL	BC	LG
	Yes	0									
	No	0									
	Abstain	0									
	Absent	0									

Summary of Dollar Effect

See the following pages for detailed technical information

	2021 Increase (Decrease)	2022 Increase (Decrease)
General Fund		
General Fund Revenues	\$0	
General Fund Expenditures	\$0	
Net Balance Effect	\$0	
Total Budget Balance Effect	\$0	

Budget Action Description:

This budget action would cut \$30 million from the 2021 Finance General (FG) reserves budget for the proposed Equitable Communities Initiative and add \$30 million GF to FG reserves for a Strategic Investment Fund to address displacement. This fund will support strategic investment in areas at high risk of displacement or in areas of low access to opportunity that present unique opportunities for transformational equitable development. This would include areas with significant planned public investment like light rail station areas and parks, where increased access to opportunities will likely also increase displacement pressure. This fund will focus on sites and projects with the potential to achieve multiple community benefit outcomes through mixed-use and mixed-income development that creates opportunities for housing, affordable commercial and cultural space, public open space, and childcare.

A \$30 million appropriation to the Strategic Investment Fund was included in the 2020 Adopted Budget,

2021 Seattle City Council Budget Action

Council Budget Action: Agenda

Tab	Action	Option	Version
FG	002	B	002

but is proposed to be cut in Council Bill 119910, the 3rd Quarter 2020 Supplemental Appropriations ordinance. This budget action would re-appropriate this amount in the 2021 budget.

This budget action also reimposes a budget proviso that was in the 2020 Adopted Budget, as follows:

"None of the money appropriated in the 2021 budget for the Finance General Reserve Strategic Investment Fund may be spent until authorized by future ordinance. Council anticipates that such authority will not be granted until the Executive submits a proposed spending plan for this Fund."

Budget Action Transactions

#	Transaction Description	Position Title	Number of Positions	FTE	Dept	BSL	Fund	Year	Revenue Amount	Expenditure Amount
1	Anti-Displacement Reserve		0	0	FG - FG000	FG - BO-FG-2QD00 - General Purpose	00100 - General Fund	2021	\$0	\$30,000,000
2	Equitable Communities Initiative		0	0	FG - FG000	FG - BO-FG-2QD00 - General Purpose	00100 - General Fund	2021	\$0	\$(30,000,000)



Legislation Text

File #: CBA FG-004-A-002, **Version:** 1

2021 Seattle City Council Budget Action

Council Budget Action: Agenda

Tab	Action	Option	Version
FG	004	A	002

Budget Action Title: Cut \$18 million GF from Finance General for the Equitable Communities Initiative and add \$18 million GF to Finance General for a Participatory Budgeting process and impose a proviso

Ongoing: No Has Budget Proviso: Yes

Has CIP Amendment: No Has Attachment: No

Primary Sponsor: Tammy Morales

Council Members: Lisa Herbold, Dan Strauss, Lorena González

Staff Analyst: Lish Whitson

Council Bill or Resolution:

Date		Total	LH	TM	KS	AP	DJ	DS	AL	BC	LG
	Yes	0									
	No	0									
	Abstain	0									
	Absent	0									

Summary of Dollar Effect

See the following pages for detailed technical information

	2021 Increase (Decrease)	2022 Increase (Decrease)
General Fund		
General Fund Revenues	\$0	
General Fund Expenditures	\$0	
Net Balance Effect	\$0	
Total Budget Balance Effect	\$0	

Budget Action Description:

This budget action would cut \$18.03 million from the 2021 Finance General (FG) reserves budget for the proposed Equitable Communities Initiative and add \$18.03 million GF to FG reserves for a Participatory Budgeting process and would place a proviso on those funds. Up to \$1 Million would be allocated to community-based organizations and City Departments to run the participatory budgeting process, including: contracting with community organizations for capacity-building activities; community-led community engagement that includes engaging membership organizations and community organizations; convening and supporting a steering committee to guide the process; marketing of the initiative; assisting with project research; proposal development; and contracting with successful projects. An additional \$500,000 would be allocated to support the development of a civilian crisis response and social services triage system app to make it easier to find, pay, and support community service providers and healers. The remaining funding would be allocated to successful project proposals for

2021 Seattle City Council Budget Action

Council Budget Action: Agenda

Tab	Action	Option	Version
FG	004	A	002

implementation of community safety strategies.

This budget action also imposes a proviso, as follows:

“Of the appropriation in the 2021 budget for Finance General Reserves, \$18,025,000 is appropriated solely to run the Participatory Budgeting Process, implement actions recommended to the City from the Participatory Budgeting process, and to develop a civilian crisis response and social services triage system app and may be spent for no other purpose. Furthermore, none of the money so appropriated may be spent until authorized by future ordinance. Council anticipates that such authority will not be granted until the Executive submits to the Council a plan for spending the funds.”

Budget Action Transactions

#	Transaction Description	Position Title	Number of Positions	FTE	Dept	BSL	Fund	Year	Revenue Amount	Expenditure Amount
1	Equitable Communities Initiative		0	0	FG - FG000	FG - BO-FG-2QD00 - General Purpose	00100 - General Fund	2021	\$0	\$(18,025,000)
2	Participatory Budgeting reserve		0	0	FG - FG000	FG - BO-FG-2QD00 - General Purpose	00100 - General Fund	2021	\$0	\$18,025,000



Legislation Text

File #: CBA FG-005-A-002, **Version:** 1

2021 Seattle City Council Budget Action

Council Budget Action: Agenda

Tab	Action	Option	Version
FG	005	A	002

Budget Action Title: Recognize the City Budget Office's November 2020 forecast update

Ongoing: Yes Has Budget Proviso: No

Has CIP Amendment: No Has Attachment: No

Primary Sponsor: Budget Committee

Council Members:

Staff Analyst: Tom Mikesell

Council Bill or Resolution:

Date		Total	LH	TM	KS	AP	DJ	DS	AL	BC	LG
	Yes	0									
	No	0									
	Abstain	0									
	Absent	0									

Summary of Dollar Effect

See the following pages for detailed technical information

	2021 Increase (Decrease)	2022 Increase (Decrease)
General Fund		
General Fund Revenues	\$68,606,346	
General Fund Expenditures	\$0	
Net Balance Effect	\$68,606,346	
Other Funds		
Short-Term Rental Tax Fund (12200)		
Revenues	\$(2,625,000)	
Expenditures	\$0	
Net Balance Effect	\$(2,625,000)	
Transportation Fund (13000)		
Revenues	\$(8,974,529)	
Expenditures	\$0	
Net Balance Effect	\$(8,974,529)	
School Safety Traffic and Pedestrian Improvement Fund (18500)		
Revenues	\$(9,032,911)	
Expenditures	\$0	

2021 Seattle City Council Budget Action

Council Budget Action: Agenda

Tab	Action	Option	Version
FG	005	A	002

Net Balance Effect	\$(9,032,911)	
Transportation Benefit District Fund (19900)		
Revenues	\$2,348,131	
Expenditures	\$0	
Net Balance Effect	\$2,348,131	
REET I Capital Fund (30010)		
Revenues	\$7,862,329	
Expenditures	\$0	
Net Balance Effect	\$7,862,329	
REET II Capital Fund (30020)		
Revenues	\$1,562,329	
Expenditures	\$0	
Net Balance Effect	\$1,562,329	
Total Budget Balance Effect	\$59,746,695	

Budget Action Description:

This budget action recognizes the results from the City Budget Office's November 2020 forecast update. In September of each year, Council receives a revenue forecast with the Mayor's budget proposal, followed by a fall update typically received in November. The November 2020 update indicates a \$36 million GF increase in 2020 and a \$32.6 million GF increase in 2021. These increases are due to improved projections in Property Taxes, Sales Taxes and Business & Occupation Taxes, which more than offset a downward adjustment to parking fees in 2021.

Non-General Fund revenue changes include a \$2.6 million decrease in Short Term Rental Tax revenues, which are collected in the Short Term Rental Fund, a \$15.3 million decrease in Commercial Parking Tax revenues to the Transportation Fund, a \$9.2 million decrease in School Zone Camera revenues to the School Zone Camera Fund, a \$15.7 million increase in Real Estate License Tax revenues, and a \$2.3 million increase in Seattle Transportation District Vehicle License Fees in 2020.

Budget Action Transactions

#	Transaction Description	Position Title	Number of Positions	FTE	Dept	BSL	Fund	Year	Revenue Amount	Expenditure Amount
1	2020 November Forecast Update - 2020 revenues		0	0	FG - FG000	FG - BR-FG-REVENUE - Finance General - Revenue	00100 - General Fund	2021	\$36,033,669	\$0
2	2020 November Forecast Update - 2021 revenues		0	0	FG - FG000	FG - BR-FG-REVENUE - Finance General - Revenue	00100 - General Fund	2021	\$(14,299,814)	\$0
3	2020 November Forecast Update- 2021 revenues		0	0	FG - FG000	FG - BR-FG-REVENUE - Finance General - Revenue	00100 - General Fund	2021	\$2,699,546	\$0

2021 Seattle City Council Budget Action

Council Budget Action: Agenda

Tab	Action	Option	Version
FG	005	A	002

4	2020 November Forecast Update - 2021 revenues		0	0	FG - FG000	FG - BR-FG-REVENUE - Finance General - Revenue	00100 - General Fund	2021	\$44,172,945	\$0
5	2020 November Forecast Update - 2020 revenues		0	0	FG - FG000	FG - BR-FG-REVENUE - Finance General - Revenue	12200 - Short-Term Rental Tax Fund	2021	\$(1,050,000)	\$0
6	2020 November Forecast Update - 2021 Revenues		0	0	FG - FG000	FG - BR-FG-REVENUE - Finance General - Revenue	12200 - Short-Term Rental Tax Fund	2021	\$(1,575,000)	\$0
7	2020 November Forecast Update - 2020 revenues		0	0	FG - FG000	FG - BR-FG-REVENUE - Finance General - Revenue	19900 - Transportation Benefit District Fund	2021	\$2,348,131	\$0
8	2020 November Forecast Update - 2020 revenues		0	0	FG - FG000	FG - BR-FG-REVENUE - Finance General - Revenue	30010 - REET I Capital Fund	2021	\$6,386,951	\$0
9	2020 November Forecast Update - 2021 revenues		0	0	FG - FG000	FG - BR-FG-REVENUE - Finance General - Revenue	30010 - REET I Capital Fund	2021	\$1,475,378	\$0
10	2020 November Forecast Update - 2020 revenues		0	0	FG - FG000	FG - BR-FG-REVENUE - Finance General - Revenue	30020 - REET II Capital Fund	2021	\$86,951	\$0
11	2020 November Forecast Update - 2021 revenues		0	0	FG - FG000	FG - BR-FG-REVENUE - Finance General - Revenue	30020 - REET II Capital Fund	2021	\$1,475,378	\$0
12	2020 November Forecast Update - 2020 revenues		0	0	SDOT - TR000	SDOT - BR-TR-REVENUE - Seattle Department of Transportation - Revenue	13000 - Transportation Fund	2021	\$600,549	\$0
13	2020 November Forecast Update - 2021 revenue		0	0	SDOT - TR000	SDOT - BR-TR-REVENUE - Seattle Department of Transportation - Revenue	13000 - Transportation Fund	2021	\$(9,575,078)	\$0
14	2020 November Forecast Update - 2020 revenues		0	0	SDOT - TR000	SDOT - BR-TR-REVENUE - Seattle Department of Transportation - Revenue	18500 - School Safety Traffic and Pedestrian Improvement Fund	2021	\$157,160	\$0
15	2020 November Forecast Update - 2021 revenues		0	0	SDOT - TR000	SDOT - BR-TR-REVENUE - Seattle Department of Transportation - Revenue	18500 - School Safety Traffic and Pedestrian Improvement Fund	2021	\$(9,190,071)	\$0



Legislation Text

File #: CBA HOM-007-A-003, **Version:** 1

2021 Seattle City Council Budget Action

Council Budget Action: Agenda

Tab	Action	Option	Version
HOM	007	A	003

Budget Action Title: Add \$1,000,000 GF to HSD to increase funding for mobile crisis teams

Ongoing: Yes Has Budget Proviso: No

Has CIP Amendment: No Has Attachment: No

Primary Sponsor: Dan Strauss

Council Members: Lisa Herbold, Tammy Morales, Kshama Sawant, Debora Juarez, Andrew Lewis, Lorena González

Staff Analyst: Jeff Simms

Council Bill or Resolution:

Date		Total	LH	TM	KS	AP	DJ	DS	AL	BC	LG
	Yes	0									
	No	0									
	Abstain	0									
	Absent	0									

Summary of Dollar Effect

See the following pages for detailed technical information

	2021 Increase (Decrease)	2022 Increase (Decrease)
General Fund		
General Fund Revenues	\$0	
General Fund Expenditures	\$1,000,000	
Net Balance Effect	\$(1,000,000)	
Total Budget Balance Effect	\$(1,000,000)	

Budget Action Description:

This budget action would add \$1,000,000 GF to the Human Services Department's (HSD's) 2021 budget to increase funding for a mobile crisis team that sends teams of mental health and substance use disorder professionals to offer services to people experiencing homelessness who are experiencing a mental health crisis, such as the Mobile Crisis Team at the Downtown Emergency Services Center (DESC). The DESC Mobile Crisis Team is a 43-member team but faces a loss of \$750,000 outside funding in 2021. This budget action would maintain the level of services provided by the team and expand their capacity.

The budget action would request the agency that receives the funds submit a report on how to separate the dispatch of a mobile crisis team from the contacting of law enforcement.

2021 Seattle City Council Budget Action

Council Budget Action: Agenda

Tab	Action	Option	Version
HOM	007	A	003

Budget Action Transactions

#	Transaction Description	Position Title	Number of Positions	FTE	Dept	BSL	Fund	Year	Revenue Amount	Expenditure Amount
1	Increase appropriation for a mobile crisis team		0	0	HSD - HS000	HSD - BO-HS-H3000 - Addressing Homelessness	00100 - General Fund	2021	\$0	\$1,000,000



Legislation Text

File #: CBA HOM-008-B-002, **Version:** 1

2021 Seattle City Council Budget Action

Council Budget Action: Agenda

Tab	Action	Option	Version
HOM	008	B	002

Budget Action Title: Add \$2,800,000 GF (\$1,200,000 one time) to HSD to expand tiny home villages

Ongoing: Yes Has Budget Proviso: No

Has CIP Amendment: No Has Attachment: No

Primary Sponsor: Kshama Sawant

Council Members: Tammy Morales, Andrew Lewis

Staff Analyst: Jeff Simms

Council Bill or Resolution:

Date		Total	LH	TM	KS	AP	DJ	DS	AL	BC	LG
	Yes	0									
	No	0									
	Abstain	0									
	Absent	0									

Summary of Dollar Effect

See the following pages for detailed technical information

	2021 Increase (Decrease)	2022 Increase (Decrease)
General Fund		
General Fund Revenues	\$0	
General Fund Expenditures	\$2,800,000	
Net Balance Effect	\$(2,800,000)	
Total Budget Balance Effect	\$(2,800,000)	

Budget Action Description:

This Council Budget Action would add \$2,800,000 GF to the Human Service Department's (HSD's) 2021 budget to increase the number of tiny home villages, which would include \$1,200,000 of one-time startup funds and \$1,600,000 of on-going operational funds. Assuming one-time startup costs of \$600,000 and on-going operational costs of \$800,000 for a 40 unit tiny home village, this would create two new tiny home villages that are supported by the City through a contract with a homelessness services agency.

Budget Action Transactions

#	Transaction Description	Position Title	Number of Positions	FTE	Dept	BSL	Fund	Year	Revenue Amount	Expenditure Amount
1	Increase appropriation		0	0	HSD - HS000	HSD - BO-HS-H3000 -	00100 - General Fund	2021	\$0	\$1,600,000

2021 Seattle City Council Budget Action

Council Budget Action: Agenda

Tab	Action	Option	Version
HOM	008	B	002

	for tiny home villages					Addressing Homelessness				
2	Increase one-time appropriations for tiny home villages		0	0	HSD - HS000	HSD - BO-HS-H3000 - Addressing Homelessness	00100 - General Fund	2021	\$0	\$1,200,000



Legislation Text

File #: CBA HOM-009-B-002, **Version:** 1

2021 Seattle City Council Budget Action

Council Budget Action: Agenda

Tab	Action	Option	Version
HOM	009	B	002

Budget Action Title: Add \$1,400,000 GF (\$600,000 one-time) to HSD for a temporary tiny home village

Ongoing: Yes Has Budget Proviso: Yes

Has CIP Amendment: No Has Attachment: No

Primary Sponsor: Alex Pedersen

Council Members: Lisa Herbold, Kshama Sawant, Debora Juarez, Dan Strauss, Andrew Lewis, Lorena González

Staff Analyst: Jeff Simms

Council Bill or Resolution:

Date		Total	LH	TM	KS	AP	DJ	DS	AL	BC	LG
	Yes	0									
	No	0									
	Abstain	0									
	Absent	0									

Summary of Dollar Effect

See the following pages for detailed technical information

	2021 Increase (Decrease)	2022 Increase (Decrease)
General Fund		
General Fund Revenues	\$0	
General Fund Expenditures	\$1,400,000	
Net Balance Effect	\$(1,400,000)	
Total Budget Balance Effect	\$(1,400,000)	

Budget Action Description:

This Council Budget Action would add \$1,400,000 GF to the Human Services Department's (HSD's) 2021 budget for a new tiny home village, which includes \$600,000 in one-time startup funds and \$800,000 in on-going operations funding. The temporary tiny home village would be in Northeast Seattle on land previously used for staging by Sound Transit while planning is undertaken to build affordable housing at the location.

This action would impose the following proviso:

"Of the appropriations in the Human Services Department's 2021 Budget for the Addressing Homelessness Budget Summary Level (HSD-BO-HS-H3000) in the General Fund (00100), \$1,400,000 is appropriated solely to establish and operate a new tiny home village, and may be spent for no other

2021 Seattle City Council Budget Action

Council Budget Action: Agenda

Tab	Action	Option	Version
HOM	009	B	002

purpose."

Budget Action Transactions

#	Transaction Description	Position Title	Number of Positions	FTE	Dept	BSL	Fund	Year	Revenue Amount	Expenditure Amount
1	Increase funding for a tiny home village		0	0	HSD - HS000	HSD - BO-HS-H3000 - Addressing Homelessness	00100 - General Fund	2021	\$0	\$800,000
2	Increase one-time funding for a tiny home village		0	0	HSD - HS000	HSD - BO-HS-H3000 - Addressing Homelessness	00100 - General Fund	2021	\$0	\$600,000



Legislation Text

File #: CBA HOM-010-A-003, **Version:** 1

2021 Seattle City Council Budget Action

Council Budget Action: Agenda

Tab	Action	Option	Version
HOM	010	A	003

Budget Action Title: Add \$655,000 GF to HSD to support 24-hour operations at basic shelters

Ongoing: Yes Has Budget Proviso: No

Has CIP Amendment: No Has Attachment: No

Primary Sponsor: Kshama Sawant

Council Members: Lisa Herbold, Tammy Morales, Lorena González

Staff Analyst: Jeff Simms

Council Bill or Resolution:

Date		Total	LH	TM	KS	AP	DJ	DS	AL	BC	LG
	Yes	0									
	No	0									
	Abstain	0									
	Absent	0									

Summary of Dollar Effect

See the following pages for detailed technical information

	2021 Increase (Decrease)	2022 Increase (Decrease)
General Fund		
General Fund Revenues	\$0	
General Fund Expenditures	\$655,000	
Net Balance Effect	\$(655,000)	
Total Budget Balance Effect	\$(655,000)	

Budget Action Description:

This Council Budget Action would add \$655,000 GF to the Human Services Department's (HSD's) 2021 budget to allow basic shelters that have transitioned to 24-hour services during the COVID-19 pandemic to continue doing so. During the pandemic, 171 basic shelter beds located in church spaces began allowing 24-hour access to the beds. This proposal would provide the funds necessary to continue longer operations for locations where the host church commits to allowing the extended access indefinitely.

Budget Action Transactions

#	Transaction Description	Position Title	Number of Positions	FTE	Dept	BSL	Fund	Year	Revenue Amount	Expenditure Amount
1	Increase appropriation		0	0	HSD - HS000	HSD - BO-HS-H3000 -	00100 - General Fund	2021	\$0	\$655,000

2021 Seattle City Council Budget Action

Council Budget Action: Agenda

Tab	Action	Option	Version
HOM	010	A	003

	for basic shelters				Addressing Homelessness				
--	--------------------	--	--	--	----------------------------	--	--	--	--



Legislation Text

File #: CBA HOM-014-A-003, **Version:** 1

2021 Seattle City Council Budget Action

Council Budget Action: Agenda

Tab	Action	Option	Version
HOM	014	A	003

Budget Action Title: Add \$750,000 GF in one-time funding to HSD to increase funding to maintain rapid re-housing caseloads and impose a proviso

Ongoing: No Has Budget Proviso: Yes

Has CIP Amendment: No Has Attachment: No

Primary Sponsor: Lisa Herbold

Council Members: Alex Pedersen, Dan Strauss, Andrew Lewis, Lorena González

Staff Analyst:

Council Bill or Resolution:

Date		Total	LH	TM	KS	AP	DJ	DS	AL	BC	LG
	Yes	0									
	No	0									
	Abstain	0									
	Absent	0									

Summary of Dollar Effect

See the following pages for detailed technical information

	2021 Increase (Decrease)	2022 Increase (Decrease)
General Fund		
General Fund Revenues	\$0	
General Fund Expenditures	\$750,000	
Net Balance Effect	\$(750,000)	
Total Budget Balance Effect	\$(750,000)	

Budget Action Description:

This Council Budget Action would add \$750,000 GF (one-time) to the Human Services Department's (HSD's) 2021 budget to increase funding for rapid re-housing services for families experiencing homelessness. The 2021 Proposed Budget would provide nearly \$18 million for rapid re-housing. Of that, \$9.4 million is the City's ongoing GF support for rapid re-housing contracts and nearly \$9 million would be new one-time Emergency Solutions Grant (ESG) funds that are intended to expand service to a larger number of households, especially those that will receive non-congregate shelter in hotel rooms that will be leased with one-time ESG funds. The funds provided by this budget action would supplement the \$9.4 million in on-going base funding for rapid re-housing, on top of the one-time expansion of services using ESG funds, to allow contracted agencies that serve families to maintain their existing caseloads in 2021. Approximately half of the funds would be intended for agencies operating rapid re-housing programs for families that also have culturally-relevant expertise or serve populations

2021 Seattle City Council Budget Action

Council Budget Action: Agenda

Tab	Action	Option	Version
HOM	014	A	003

disproportionately affected by homelessness.

Due to the economic impacts of the COVID-19 pandemic, homelessness services agencies report that households enrolled in rapid re-housing programs have required substantially longer to exit the program. In recent years, households have required an average of 10 months of support in City-supported rapid re-housing programs. The expansion of rapid re-housing with ESG funds assumes that households will require 12 months of assistance. However, the 2021 Proposed Budget only provides a cost of living adjustment for the on-going rapid re-housing contracts, which would not accommodate longer enrollment periods and could result in serving fewer households.

This proposed action would impose the following proviso:

"Of the appropriations in the Human Services Department's 2021 Budget for the Addressing Homelessness Budget Summary Level (HSD-BO-HS-H3000) in the General Fund (00100), \$750,000 is appropriated solely to supplement existing contracts for rapid re-housing programs in order to maintain their caseloads and provide support for a longer duration, and may be spent for no other purpose."

Budget Action Transactions

#	Transaction Description	Position Title	Number of Positions	FTE	Dept	BSL	Fund	Year	Revenue Amount	Expenditure Amount
1	Increase appropriation for existing rapid re-housing programs		0	0	HSD - HS000	HSD - BO-HS-H3000 - Addressing Homelessness	00100 - General Fund	2021	\$0	\$750,000



Legislation Text

File #: CBA HOM-015-A-003, **Version:** 1

2021 Seattle City Council Budget Action

Council Budget Action: Agenda

Tab	Action	Option	Version
HOM	015	A	003

Budget Action Title: Impose a proviso to restrict \$400,000 GF in one-time funds in HSD for homelessness prevention services for families with school-age children and impose a proviso

Ongoing: No Has Budget Proviso: Yes

Has CIP Amendment: No Has Attachment: No

Primary Sponsor: Lorena González

Council Members: Lisa Herbold, Tammy Morales, Kshama Sawant, Alex Pedersen, Debora Juarez, Dan Strauss, Andrew Lewis

Staff Analyst: Jeff Simms

Council Bill or Resolution:

Date		Total	LH	TM	KS	AP	DJ	DS	AL	BC	LG
	Yes	0									
	No	0									
	Abstain	0									
	Absent	0									

Budget Action Description:

This Council Budget Action would impose a proviso on \$400,000 GF in the Human Services Department's (HSD's) 2021 budget. This proviso would restrict \$400,000 of homelessness prevention and rental assistance to be used to serve households with children. As called for in the Joint COVID Relief Plan, the 2021 Proposed Budget includes \$10 million for HSD for homelessness services (\$8 million for homelessness prevention and rental assistance and \$2 million to maintain modifications in emergency shelters to increase social distancing). This action would specify that a portion of the Joint COVID Relief Plan homelessness prevention funding should support households with children to ensure that online learning would not be disrupted.

This action would impose the following proviso:

"Of the appropriations in the Human Services Department's 2021 Budget for the Addressing Homelessness Budget Summary Level (HSD-BO-HS-H3000) in the Human Services Fund (16200), \$400,000 is appropriated solely to provide homelessness prevention and rental assistance for households with children, and may be spent for no other purpose."



Legislation Text

File #: CBA HOM-016-A-003, **Version:** 1

2021 Seattle City Council Budget Action

Council Budget Action: Agenda

Tab	Action	Option	Version
HOM	016	A	003

Budget Action Title: Add \$34,000 GF to HSD to fully fund a landlord liaison program and impose a proviso

Ongoing: Yes Has Budget Proviso: Yes

Has CIP Amendment: No Has Attachment: No

Primary Sponsor: Lisa Herbold

Council Members: Alex Pedersen, Debora Juarez, Dan Strauss, Andrew Lewis, Lorena González

Staff Analyst: Jeff Simms

Council Bill or Resolution:

Date		Total	LH	TM	KS	AP	DJ	DS	AL	BC	LG
	Yes	0									
	No	0									
	Abstain	0									
	Absent	0									

Summary of Dollar Effect

See the following pages for detailed technical information

	2021 Increase (Decrease)	2022 Increase (Decrease)
General Fund		
General Fund Revenues	\$0	
General Fund Expenditures	\$34,000	
Net Balance Effect	\$(34,000)	
Total Budget Balance Effect	\$(34,000)	

Budget Action Description:

This budget action would add \$34,000 GF to the Human Services Department's (HSD's) 2021 budget to increase funding for a landlord liaison program, such as the Housing Connector. The Housing Connector connects individuals who may otherwise experience homelessness with housing options that have reduced and waived screening criteria, such as disregarding a past eviction, in order to prevent those households from experiencing homelessness or shorten their period of time experiencing homelessness. The 2021 Proposed Budget would provide \$436,712 GF to the Housing Connector and an additional \$250,000 of one-time Emergency Solutions Grant (ESG) funding to temporarily add two FTEs to increase its services as the City makes a large increase in rapid re-housing services using ESG funds. The proposed increase in funds would provide the full amount of base funding for the Housing Connector's initial contract with HSD.

This action would impose the following proviso:

2021 Seattle City Council Budget Action

Council Budget Action: Agenda

Tab	Action	Option	Version
HOM	016	A	003

“Of the appropriations in the Human Services Department’s 2021 Budget for the Addressing Homelessness Budget Summary Level (HSD-BO-HS-H3000) in the General Fund (00100), \$34,000 is appropriated solely to increase funding for a landlord liaison program, and may be spent for no other purpose.”

Budget Action Transactions

#	Transaction Description	Position Title	Number of Positions	FTE	Dept	BSL	Fund	Year	Revenue Amount	Expenditure Amount
1	Increase appropriation for a housing connector program		0	0	HSD - HS000	HSD - BO-HS-H3000 - Addressing Homelessness	00100 - General Fund	2021	\$0	\$34,000



Legislation Text

File #: CBA HOM-017-A-003, **Version:** 1

2021 Seattle City Council Budget Action

Council Budget Action: Agenda

Tab	Action	Option	Version
HOM	017	A	003

Budget Action Title: Add \$1,661,200 GF in one-time funding to HSD to increase services at agencies specializing in American Indian and Alaska Native populations

Ongoing: No Has Budget Proviso: No

Has CIP Amendment: No Has Attachment: No

Primary Sponsor: Debora Juarez

Council Members: Lisa Herbold, Kshama Sawant, Dan Strauss, Andrew Lewis

Staff Analyst: Jeff Simms

Council Bill or Resolution:

Date		Total	LH	TM	KS	AP	DJ	DS	AL	BC	LG
	Yes	0									
	No	0									
	Abstain	0									
	Absent	0									

Summary of Dollar Effect

See the following pages for detailed technical information

	2021 Increase (Decrease)	2022 Increase (Decrease)
General Fund		
General Fund Revenues	\$0	
General Fund Expenditures	\$1,661,200	
Net Balance Effect	\$(1,661,200)	
Total Budget Balance Effect	\$(1,661,200)	

Budget Action Description:

This Council Budget Action would add \$1,661,200 GF in one-time funding to the Human Services Department's (HSD's) 2021 budget to increase homeless services at an agency that specializes in serving American Indians and Alaska Natives (AIAN) who are experiencing homelessness, such as the Chief Seattle Club. This includes the following allotment of funding:

\$703,318 for day center programs,
 \$680,000 for homelessness prevention,
 \$77,882 for homelessness outreach,
 \$125,000 for services to survivors of domestic violence and sexual assault, and
 \$75,000 for a pilot to serve indigenous people re-entering after incarceration.

2021 Seattle City Council Budget Action

Council Budget Action: Agenda

Tab	Action	Option	Version
HOM	017	A	003

AIAN are disproportionately represented among those experiencing homelessness in King County, comprising over 15 percent of the homeless population but less than one percent of the overall population. The 2021 Proposed Budget would continue HSD's contracts with four organizations that target services to AIAN who experience homelessness (i.e., Chief Seattle Club, United Indians of All Tribes Foundation, Seattle Indian Health Board, and Seattle Indian Center), including nearly \$2.3 million for the Chief Seattle Club. This proposal would increase that funding.

Budget Action Transactions

#	Transaction Description	Position Title	Number of Positions	FTE	Dept	BSL	Fund	Year	Revenue Amount	Expenditure Amount
1	Increase appropriation for a reentry pilot		0	0	HSD - HS000	HSD - BO-HS-H4000 - Supporting Safe Communities	00100 - General Fund	2021	\$0	\$75,000
2	Increase appropriation for DVSA services		0	0	HSD - HS000	HSD - BO-HS-H4000 - Supporting Safe Communities	00100 - General Fund	2021	\$0	\$125,000
3	Increase appropriation for homelessness services		0	0	HSD - HS000	HSD - BO-HS-H3000 - Addressing Homelessness	00100 - General Fund	2021	\$0	\$1,461,200



Legislation Text

File #: CBA HOM-019-A-003, **Version:** 1

Add \$109,187 GF in one-time funding and 1.0 term-limited FTE in HSD for grants and contracts administration and impose a proviso

2021 Seattle City Council Budget Action

Council Budget Action: Agenda

Tab	Action	Option	Version
HOM	019	A	003

Budget Action Title: Add \$109,187 GF in one-time funding and 1.0 term-limited FTE in HSD for grants and contracts administration and impose a proviso

Ongoing: No Has Budget Proviso: Yes

Has CIP Amendment: No Has Attachment: No

Primary Sponsor: Teresa Mosqueda

Council Members: Lisa Herbold, Dan Strauss, Andrew Lewis

Staff Analyst: Jeff Simms

Council Bill or Resolution:

Date		Total	LH	TM	KS	AP	DJ	DS	AL	BC	LG
	Yes	0									
	No	0									
	Abstain	0									
	Absent	0									

Summary of Dollar Effect

See the following pages for detailed technical information

	2021 Increase (Decrease)	2022 Increase (Decrease)
General Fund		
General Fund Revenues	\$0	
General Fund Expenditures	\$109,187	
Net Balance Effect	\$(109,187)	
Total Budget Balance Effect	\$(109,187)	

Budget Action Description:

This budget action would add \$109,187 GF and 1.0 FTE to the Human Services Department's (HSD's) 2021 budget to temporarily add one Grants and Contracts Specialist in the Homelessness Strategies and Investments division. The addition of this position is anticipated to expedite HSD's ability to issue homelessness contracts.

This proposed action would impose the following proviso:

"Of the appropriations in the Human Services Department's 2021 Budget for the Addressing Homelessness Budget Summary Level (HSD-BO-HS-H3000) in the General Fund (00100), \$109,187 is appropriated solely to increase the department's staffing and administrative capacity, and may be spent for no other purpose."

2021 Seattle City Council Budget Action

Council Budget Action: Agenda

Tab	Action	Option	Version
HOM	019	A	003

Budget Action Transactions

#	Transaction Description	Position Title	Number of Positions	FTE	Dept	BSL	Fund	Year	Revenue Amount	Expenditure Amount
1	Pocket Adjustments		0	0	HSD - HS000	HSD - BO-HS-H3000 - Addressing Homelessness	00100 - General Fund	2021	\$0	\$109,187
2	Pocket Adjustments	Grants&Contracts Spec	1	1	HSD - HS000	HSD - BO-HS-H3000 - Addressing Homelessness	00100 - General Fund	2021	\$0	\$0



Legislation Text

File #: CBA HSD-001-A-003, **Version:** 1

2021 Seattle City Council Budget Action

Council Budget Action: Agenda

Tab	Action	Option	Version
HSD	001	A	003

Budget Action Title: Add \$60,358 GF to HSD for Age Friendly Seattle

Ongoing: Yes Has Budget Proviso: Yes

Has CIP Amendment: No Has Attachment: No

Primary Sponsor: Lisa Herbold

Council Members: Tammy Morales, Kshama Sawant, Debora Juarez, Dan Strauss, Andrew Lewis

Staff Analyst: Amy Gore

Council Bill or Resolution:

Date		Total	LH	TM	KS	AP	DJ	DS	AL	BC	LG
	Yes	0									
	No	0									
	Abstain	0									
	Absent	0									

Summary of Dollar Effect

See the following pages for detailed technical information

	2021 Increase (Decrease)	2022 Increase (Decrease)
General Fund		
General Fund Revenues	\$0	
General Fund Expenditures	\$60,358	
Net Balance Effect	\$(60,358)	
Total Budget Balance Effect	\$(60,358)	

Budget Action Description:

This budget action would add \$60,358 ongoing GF to the Human Services Department's 2021 budget for the Age Friendly Seattle program for contracts and administration. The 2020 Adopted Budget included \$603,466 for this program and the 2021 Proposed Budget cuts \$60,358, or 10.0 percent of the program funding. This budget action provides funding to restore programming that would otherwise be postponed, such as creation of the on-line older adult/memory loss training for staff in Cornerstone and launch of the age-friendly business initiative. The action also restores the funding for printing outreach materials, and translation and interpretation services for virtual and in-person events.

This Council Budget Action would impose the following budget proviso:

"Of the appropriation in the 2021 budget for the Human Services Department's Promoting Healthy Aging Budget Summary Level, \$60,358 is appropriated solely for Age Friendly Seattle and may be spent for no

2021 Seattle City Council Budget Action

Council Budget Action: Agenda

Tab	Action	Option	Version
HSD	001	A	003

other purpose.”

Budget Action Transactions

#	Transaction Description	Position Title	Number of Positions	FTE	Dept	BSL	Fund	Year	Revenue Amount	Expenditure Amount
1	Add \$60,358 GF to HSD Age Friendly Seattle		0	0	HSD - HS000	HSD - BO-HS-H6000 - Promoting Healthy Aging	00100 - General Fund	2021	\$0	\$60,358



Legislation Text

File #: SLI HSD-002-A-003, **Version:** 1

2021 Seattle City Council Statement of Legislative Intent

Council Budget Action: Agenda

Tab	Action	Option	Version
HSD	002	A	003

Budget Action Title: Request that HSD carry forward unspent funding for senior congregate meal programs to 2021

Ongoing: No Has Attachment: No

Primary Sponsor: Kshama Sawant

Council Members: Lisa Herbold, Tammy Morales, Debora Juarez, Andrew Lewis, Lorena González

Staff Analyst: Amy Gore

Date		Total	LH	TM	KS	AP	DJ	DS	AL	BC	LG
	Yes	0									
	No	0									
	Abstain	0									
	Absent	0									

Statement of Legislative Intent:

This Statement of Legislative Intent (SLI) would request that the Human Services Department (HSD) carry forward any unspent 2020 funding from the Asian Counseling and Referral Services' (ACRS) Senior Congregate Meals contract into the 2021 Budget for the same purpose.

ACRS acts as fiscal sponsor for nine Senior programs: the Vietnamese Senior Association, Lao Senior Association, Hmong Senior Association, Seattle Korean Elder Association, Korean Senior Club, Duoc Su Temple, Kent Bhutanese Group, Samoan Wellness Group, and Club Bamboo. The 2020 Adopted Budget included \$402,142 contracted to ACRS to support congregate meals and certain cultural activities for the seniors served by these programs. However due to the social distancing required by COVID-19, many of those funds could not be used for their intended purpose. This SLI would request that HSD (1) carry forward any unspent funds from the 2020 contract as part of the 2020 Carry Forward Ordinance and (2) use these funds to supplement the ACRS Senior Congregate Meal programs contract in 2021, currently funded at \$393,289.

Responsible Council Committee(s):

Finance & Housing

Date Due to Council:



Legislation Text

File #: CBA HSD-004-A-003, **Version:** 1

2021 Seattle City Council Budget Action

Council Budget Action: Agenda

Tab	Action	Option	Version
HSD	004	A	003

Budget Action Title: Add \$46,800 GF to HSD to provide safe services at a cultural center serving the Native and Indigenous community

Ongoing: Yes Has Budget Proviso: No

Has CIP Amendment: No Has Attachment: No

Primary Sponsor: Andrew Lewis

Council Members: Kshama Sawant, Alex Pedersen, Debora Juarez, Dan Strauss

Staff Analyst: Amy Gore

Council Bill or Resolution:

Date		Total	LH	TM	KS	AP	DJ	DS	AL	BC	LG
	Yes	0									
	No	0									
	Abstain	0									
	Absent	0									

Summary of Dollar Effect

See the following pages for detailed technical information

	2021 Increase (Decrease)	2022 Increase (Decrease)
General Fund		
General Fund Revenues	\$0	
General Fund Expenditures	\$46,800	
Net Balance Effect	\$(46,800)	
Total Budget Balance Effect	\$(46,800)	

Budget Action Description:

This budget action would add \$46,800 in ongoing GF to the Human Services Department's 2021 budget for supporting safe services at a cultural center serving the Native and Indigenous community, such as the Daybreak Star Indian Cultural Center operated by the United Indians of All Tribes. This funding would support the hiring of third-shift security personnel to create a safer space for clients and employees of the services provided at the Center, including a homelessness prevention program and support services for foster, adoptive, and relative caregivers. The 2021 Proposed Budget includes \$887,182 for contracts with United Indians of All Tribes, compared to \$411,961 in the 2020 Adopted Budget.

Budget Action Transactions

2021 Seattle City Council Budget Action

Council Budget Action: Agenda

Tab	Action	Option	Version
HSD	004	A	003

#	Transaction Description	Position Title	Number of Positions	FTE	Dept	BSL	Fund	Year	Revenue Amount	Expenditure Amount
1	Add \$46,800 ongoing GF to HSD's Supporting Safe Communities BSL.		0	0	HSD - HS000	HSD - BO-HS-H4000 - Supporting Safe Communities	00100 - General Fund	2021	\$0	\$46,800



Legislation Text

File #: CBA HSD-005-A-003, **Version:** 1

2021 Seattle City Council Budget Action

Council Budget Action: Agenda

Tab	Action	Option	Version
HSD	005	A	003

Budget Action Title: Add \$33,000 GF to HSD and \$67,000 GF to DEEL and for programs supporting Native and Indigenous children and families

Ongoing: No Has Budget Proviso: No

Has CIP Amendment: No Has Attachment: No

Primary Sponsor: Debora Juarez

Council Members: Lisa Herbold, Tammy Morales, Kshama Sawant, Alex Pedersen, Dan Strauss, Andrew Lewis, Lorena González

Staff Analyst: Amy Gore

Council Bill or Resolution:

Date		Total	LH	TM	KS	AP	DJ	DS	AL	BC	LG
	Yes	0									
	No	0									
	Abstain	0									
	Absent	0									

Summary of Dollar Effect

See the following pages for detailed technical information

	2021 Increase (Decrease)	2022 Increase (Decrease)
General Fund		
General Fund Revenues	\$0	
General Fund Expenditures	\$100,000	
Net Balance Effect	\$(100,000)	
Total Budget Balance Effect	\$(100,000)	

Budget Action Description:

This budget action would add \$33,000 one-time GF to the Human Services Department (HSD) to fund foster care support for native and indigenous children and families, such as the services provided by United Indians of All Tribes (UIAT). It would also add \$67,000 one-time GF to the Department of Education and Early Learning (DEEL) for a preschool program serving Native and Indigenous children, such as the Daybreak Star Preschool.

The funding would (1) support increasing the pre-school from two rooms to three to support culturally responsive remote learning spaces and (2) fund programs which recruit additional foster families and ensure that available foster homes remain licensed. This action would increase HSD contracts with UIAT in 2021 from \$887,182 to \$920,182 and would increase DEEL contracts with UIAT in 2021 from \$304,290 to \$371,290.

2021 Seattle City Council Budget Action

Council Budget Action: Agenda

Tab	Action	Option	Version
HSD	005	A	003

Budget Action Transactions

#	Transaction Description	Position Title	Number of Positions	FTE	Dept	BSL	Fund	Year	Revenue Amount	Expenditure Amount
1	Add \$67,000 one-time GF to DEEL Early Learning BSL		0	0	DEEL - EE000	DEEL - BO-EE-IL100 - Early Learning	00100 - General Fund	2021	\$0	\$67,000
2	Add \$33,000 one-time GF to HSD Preparing Youth for Success BSL		0	0	HSD - HS000	HSD - BO-HS-H2000 - Preparing Youth for Success	00100 - General Fund	2021	\$0	\$33,000



Legislation Text

File #: SLI HSD-006-A-003, **Version:** 1

2021 Seattle City Council Statement of Legislative Intent

Council Budget Action: Agenda

Tab	Action	Option	Version
HSD	006	A	003

Budget Action Title: Request that HSD provide a report on demand and costs for citywide diversion program by August 2, 2021

Ongoing: No Has Attachment: No

Primary Sponsor: Lisa Herbold

Council Members: Tammy Morales, Kshama Sawant, Alex Pedersen, Dan Strauss, Andrew Lewis, Lorena González

Staff Analyst: Amy Gore

Date		Total	LH	TM	KS	AP	DJ	DS	AL	BC	LG
	Yes	0									
	No	0									
	Abstain	0									
	Absent	0									

Statement of Legislative Intent:

This Statement of Legislative Intent (SLI) would request that the Human Services Department (HSD) provide a report to City Council determining the funding needed to meet the City's "commitment to ensuring that law enforcement pre-arrest diversion programs, such as Law Enforcement Assisted Diversion/Let Everyone Advance with Dignity (LEAD), receive public funding sufficient to accept all priority qualifying referrals citywide," as stated in Resolution 31916. The report should include (1) forecasts of the number and type of priority qualifying referrals, including social referrals with or without law enforcement and arrest referrals, (2) estimates of the funding necessary to support pre-arrest diversion services for those referrals citywide in 2021, 2022, and 2023, and (3) a description of how the Executive will incorporate the findings in the 2022 Proposed Budget.

The SLI would request that HSD engage or coordinate with the LEAD Policy Coordinating Group to prepare the report and that HSD submit the report to the Public Safety and Human Services Committee and the Central Staff Director by August 2, 2021.

Responsible Council Committee(s):

Public Safety & Human Services

Date Due to Council: August 2, 2021



Legislation Text

File #: CBA HSD-007-B-002, **Version:** 1

2021 Seattle City Council Budget Action

Council Budget Action: Agenda

Tab	Action	Option	Version
HSD	007	B	002

Budget Action Title: Add \$80,000 GF to HSD for commercial sexual exploitation services

Ongoing: No Has Budget Proviso: No

Has CIP Amendment: No Has Attachment: No

Primary Sponsor: Debora Juarez

Council Members: Lisa Herbold, Tammy Morales, Kshama Sawant, Alex Pedersen, Dan Strauss, Andrew Lewis, Lorena González

Staff Analyst: Amy Gore

Council Bill or Resolution:

Date		Total	LH	TM	KS	AP	DJ	DS	AL	BC	LG
	Yes	0									
	No	0									
	Abstain	0									
	Absent	0									

Summary of Dollar Effect

See the following pages for detailed technical information

	2021 Increase (Decrease)	2022 Increase (Decrease)
General Fund		
General Fund Revenues	\$0	
General Fund Expenditures	\$80,000	
Net Balance Effect	\$(80,000)	
Total Budget Balance Effect	\$(80,000)	

Budget Action Description:

This budget action would add \$80,000 in one-time GF to the Human Services Department's 2021 budget to contract with a non-profit organization, such as Aurora Commons, to provide advocacy, client assistance, women's drop-in services and gender-based violence services to those facing homelessness, those exploited by sex trafficking, and sex workers.

This funding would continue the one-time investment in the 2020 Adopted Budget (Green Sheet 15-21-A-1-2019). This action would increase HSD contracts with Aurora Commons in 2021 from \$154,478 to \$234,478.

This budget action is funded by a \$1.4 million reduction to Finance General in the 2020 3rd Quarter Supplemental effectuated by CBA BLG-002-B-001. These funds were appropriated in the 2018 and 2019

2021 Seattle City Council Budget Action

Council Budget Action: Agenda

Tab	Action	Option	Version
HSD	007	B	002

Adopted Budgets for a Community Health Engagement Location (CHEL), but have not yet been spent. The cut will be used in the 2021 Budget for the following investments: \$1.12 million for health services for drug users (HSD 009-A-002), \$200,000 for Harm Reduction Programs (HSD-050-A-002), and \$80,000 for Commercial Sexual Exploitation Services (HSD-007-A-002).

Budget Action Transactions

#	Transaction Description	Position Title	Number of Positions	FTE	Dept	BSL	Fund	Year	Revenue Amount	Expenditure Amount
1	Add \$80,000 one-time GF to HSD's Supporting Safe Communities BSL		0	0	HSD - HS000	HSD - BO-HS-H4000 - Supporting Safe Communities	00100 - General Fund	2021	\$0	\$80,000



Legislation Text

File #: CBA HSD-008-A-003, **Version:** 1

2021 Seattle City Council Budget Action

Council Budget Action: Agenda

Tab	Action	Option	Version
HSD	008	A	003

Budget Action Title: Cut \$10 million from Finance General for the Equitable Communities Initiative, add \$10 million to HSD for community-led public safety investments, and impose a proviso

Ongoing: No Has Budget Proviso: Yes

Has CIP Amendment: No Has Attachment: No

Primary Sponsor: Lisa Herbold

Council Members: Tammy Morales, Kshama Sawant, Andrew Lewis, Lorena González

Staff Analyst: Amy Gore

Council Bill or Resolution:

Date		Total	LH	TM	KS	AP	DJ	DS	AL	BC	LG
	Yes	0									
	No	0									
	Abstain	0									
	Absent	0									

Summary of Dollar Effect

See the following pages for detailed technical information

	2021 Increase (Decrease)	2022 Increase (Decrease)
General Fund		
General Fund Revenues	\$0	
General Fund Expenditures	\$0	
Net Balance Effect	\$0	
Total Budget Balance Effect	\$0	

Budget Action Description:

This budget action would cut \$10,000,000 from the 2021 Finance General budget for the proposed Equitable Communities Initiative and add \$10,000,000 to the Human Services Department (HSD) for community-led public safety programs that were not funded in the proposed budget.

Ordinance 126148 appropriated \$4,000,000 for community-led investments such as the Seattle's Community Safety Initiative and \$10,000,000 for scaling up community-led organizations, including technical support and capacity building to increase public safety in the 2020 Budget. According to the Mayor's office, the \$4,000,000 investment will be distributed to community organizations in 2020, however the process to distribute the \$10,000,000 investment will not be completed by the end of 2020 and the appropriation will lapse.

2021 Seattle City Council Budget Action

Council Budget Action: Agenda

Tab	Action	Option	Version
HSD	008	A	003

CBA BLG-002-B-001 would cut \$10,000,000 from HSD's 2020 budget for community-led investments in community safety that will not be distributed in 2020 and adds the funding back for the same purpose in the 2021 Budget. The Council expects that HSD will continue to develop a spending plan so investments can be made immediately in 2021. These investments should be developed in cooperation with impacted communities within the Intercept Model framework described in Central Staff's Community Safety and Violence Prevention Issue Identification paper, to help community members examine the current legal system through a public health framework, understand the range of existing community safety programs, identify gaps or duplications in safety programs, and to identify effective investments in new or expanded programs and person-centered outcomes for those investments. The investments should move the City's community safety strategy toward a public health-centered, harm reduction model of restorative justice, crime prevention, and ameliorating the harm caused by the criminal legal system to individuals and communities most impacted. These strategies should aim to prevent, reduce and mitigate both violent and non-violent crime.

This Council Budget Action would impose the following budget proviso:

"Of the appropriations in the 2021 budget for the Human Service Department's (HSD's) Supporting Safe Communities (HSD-BO-HS-H4000) Budget Summary Level, \$10 million is appropriated solely for community-led efforts to scale up organizations to increase public safety through technical support, capacity building, and expansion of capacity (including HSD's associated administrative costs) and may be spent for no other purpose, notwithstanding powers provided to the Mayor by Section 3 of the Proclamation of Civil Emergency dated March 3, 2020. These funds are intended to support the Council's re-imagining of community safety work. Furthermore, none of the \$10 million so appropriated may be spent until the City Council approves by ordinance a proposed spending plan organized within the Intercept Model framework submitted by HSD to the Public Safety and Human Services committee and the City Council Central Staff Director."

This version of the CBA includes the following revisions:

- (1) frames the investments in both the Intercept model and public health, harm reduction approach;
- (2) specifies that investments should respond to both violent and non-violent crime; and
- (3) asks that the spending plan required by the proviso be organized by the Intercept model.

Budget Action Transactions

#	Transaction Description	Position Title	Number of Positions	FTE	Dept	BSL	Fund	Year	Revenue Amount	Expenditure Amount
1	Cut \$10,000,000 ongoing GF from Finance General for Equitable Communities Initiative.		0	0	FG - FG000	FG - BO-FG-2QD00 - General Purpose	00100 - General Fund	2021	\$0	\$(10,000,000)
2	Add \$10,000,000 one-time GF to Supporting Safe Communities BSL		0	0	HSD - HS000	HSD - BO-HS-H4000 - Supporting Safe Communities	00100 - General Fund	2021	\$0	\$10,000,000



Legislation Text

File #: CBA HSD-009-B-002, **Version:** 1

2021 Seattle City Council Budget Action

Council Budget Action: Agenda

Tab	Action	Option	Version
HSD	009	B	002

Budget Action Title: Add \$1.12 million to HSD for drug user health services and impose a proviso

Ongoing: No Has Budget Proviso: Yes

Has CIP Amendment: No Has Attachment: No

Primary Sponsor: Lisa Herbold

Council Members: Tammy Morales, Kshama Sawant, Dan Strauss, Andrew Lewis, Lorena González

Staff Analyst: Amy Gore

Council Bill or Resolution:

Date		Total	LH	TM	KS	AP	DJ	DS	AL	BC	LG
	Yes	0									
	No	0									
	Abstain	0									
	Absent	0									

Summary of Dollar Effect

See the following pages for detailed technical information

	2021 Increase (Decrease)	2022 Increase (Decrease)
General Fund		
General Fund Revenues	\$0	
General Fund Expenditures	\$1,120,000	
Net Balance Effect	\$(1,120,000)	
Total Budget Balance Effect	\$(1,120,000)	

Budget Action Description:

This budget action would add \$1,120,000 to the Human Services Department (HSD) budget to contract with Public Health – Seattle and King County (PHSKC) for drug user health services.

This budget action would add these funds to HSD to contract with PHSKC for services recommended by the 2016 Heroin and Prescription Opiate Addiction Task Force for active drug users in existing low barrier programs with the goal to reduce overdoses and fatal overdoses as well as increase the health of people who use substances.

This budget action is funded by a \$1.4 million reduction to Finance General in the 2020 3rd Quarter Supplemental effectuated by CBA BLG-002-B-001. These funds were appropriated in the 2018 and 2019 Adopted Budgets for a Community Health Engagement Location (CHEL), but have not yet been spent. The cut will be used in the 2021 Budget for the following investments: \$1.12 million for health services for

2021 Seattle City Council Budget Action

Council Budget Action: Agenda

Tab	Action	Option	Version
HSD	009	B	002

drug users (HSD 009-A-002), \$200,000 for Harm Reduction Programs (HSD-050-A-002), and \$80,000 for Commercial Sexual Exploitation Services (HSD-007-A-002).

This budget action would impose the following budget proviso:

"Of the appropriation in the 2021 budget for the Human Services Department's Promoting Public Health Budget Summary Level, \$1,120,000 is appropriated solely for health services for drug users through the Public Health – Seattle and King County contract and may be spent for no other purpose."

Budget Action Transactions

#	Transaction Description	Position Title	Number of Positions	FTE	Dept	BSL	Fund	Year	Revenue Amount	Expenditure Amount
1	Add \$1,120,000 to HSD's Promoting Public Health BSL.		0	0	HSD - HS000	HSD - BO-HS-H7000 - Promoting Public Health	00100 - General Fund	2021	\$0	\$1,120,000



SEATTLE CITY COUNCIL

600 Fourth Ave. 2nd Floor
Seattle, WA 98104

Legislation Text

File #: CBA HSD-050-B-002, **Version:** 1

2021 Seattle City Council Budget Action

Council Budget Action: Agenda

Tab	Action	Option	Version
HSD	050	B	002

Budget Action Title: Add \$200,000 GF to HSD to increase harm reduction programs and impose a proviso

Ongoing: Yes Has Budget Proviso: Yes

Has CIP Amendment: No Has Attachment: No

Primary Sponsor: Lisa Herbold

Council Members: Kshama Sawant, Debora Juarez, Dan Strauss, Andrew Lewis, Lorena González

Staff Analyst: Jeff Simms

Council Bill or Resolution:

Date		Total	LH	TM	KS	AP	DJ	DS	AL	BC	LG
	Yes	0									
	No	0									
	Abstain	0									
	Absent	0									

Summary of Dollar Effect

See the following pages for detailed technical information

	2021 Increase (Decrease)	2022 Increase (Decrease)
General Fund		
General Fund Revenues	\$0	
General Fund Expenditures	\$200,000	
Net Balance Effect	\$(200,000)	
Total Budget Balance Effect	\$(200,000)	

Budget Action Description:

This Council Budget Action would add \$200,000 GF to the Human Services Department's (HSD's) 2021 budget to increase services and harm reduction programs at social service agencies that serve people who use drugs daily, such as Aurora Commons, the Hepatitis Education Project, and REACH. The proposed increase would allow social service providers to expand hours, increase staff, expand to additional locations, provide peer and community outreach, implement good neighbor agreements for syringe pickup, provide participant incentives, explore Medicaid reimbursement for services, and make safety improvements. The expansion of these services would build on recommendations of the Heroin and Prescription Opiate Addiction Task Force and subsequent requests from collaborative groups, such as Just Access to Health.

This budget action is funded by a \$1.4 million reduction to Finance General in the 2020 3rd Quarter Supplemental effectuated by CBA BLG-002-B-001. These funds were appropriated in the 2018 and 2019

2021 Seattle City Council Budget Action

Council Budget Action: Agenda

Tab	Action	Option	Version
HSD	050	B	002

Adopted Budgets for a Community Health Engagement Location (CHEL), but have not yet been spent. The cut will be used in the 2021 Budget for the following investments: \$1.12 million for health services for drug users (HSD 009-A-002), \$200,000 for Harm Reduction Programs (HSD-050-A-002), and \$80,000 for Commercial Sexual Exploitation Services (HSD-007-A-002).

This action would impose the following proviso:

“Of the appropriations in the Human Services Department’s 2021 Budget for the Promoting Public Health Budget Summary Level (HSD-BO-HS-H7000) in the General Fund (00100), \$200,000 is appropriated solely to increase services, staffing, and programs at social service agencies serving people who use drugs daily, and may be spent for no other purpose.”

Budget Action Transactions

#	Transaction Description	Position Title	Number of Positions	FTE	Dept	BSL	Fund	Year	Revenue Amount	Expenditure Amount
1	Increase appropriation for harm reduction programs		0	0	HSD - HS000	HSD - BO-HS-H7000 - Promoting Public Health	00100 - General Fund	2021	\$0	\$200,000



Legislation Text

File #: CBA HSD-900-A-002, **Version:** 1

2021 Seattle City Council Budget Action

Council Budget Action: Agenda

Tab	Action	Option	Version
HSD	900	A	002

Budget Action Title: Cut \$2,000,000 GF from HSD for the Joint Community Safety Interdepartmental Team Recommendations

Ongoing: No Has Budget Proviso: No

Has CIP Amendment: No Has Attachment: No

Primary Sponsor: Budget Committee

Council Members:

Staff Analyst: Amy Gore

Council Bill or Resolution:

Date		Total	LH	TM	KS	AP	DJ	DS	AL	BC	LG
	Yes	0									
	No	0									
	Abstain	0									
	Absent	0									

Summary of Dollar Effect

See the following pages for detailed technical information

	2021 Increase (Decrease)	2022 Increase (Decrease)
General Fund		
General Fund Revenues	\$0	
General Fund Expenditures	\$(2,000,000)	
Net Balance Effect	\$2,000,000	
Total Budget Balance Effect	\$2,000,000	

Budget Action Description:

This budget action would cut \$2,000,000 GF from HSD's 2021 Proposed Budget, eliminating funding for the Joint Community Safety Interdepartmental Team recommendations for public safety programs, which are not needed in addition to a fully-funded participatory budgeting process to direct public safety investments.

Budget Action Transactions

#	Transaction Description	Position Title	Number of Positions	FTE	Dept	BSL	Fund	Year	Revenue Amount	Expenditure Amount
1	Cut \$2,000,000 from Supporting Safe		0	0	HSD - HS000	HSD - BO-HS-H4000 - Supporting Safe	00100 - General Fund	2021	\$0	\$(2,000,000)

2021 Seattle City Council Budget Action

Council Budget Action: Agenda

Tab	Action	Option	Version
HSD	900	A	002

	Communities BSL				Communities				
--	-----------------	--	--	--	-------------	--	--	--	--



Legislation Text

File #: CBA LEG-001-B-002, **Version:** 1

2021 Seattle City Council Budget Action

Council Budget Action: Agenda

Tab	Action	Option	Version
LEG	001	B	002

Budget Action Title: Add \$60,000 GF to LEG to supplement a King County survey on countywide human service wage inequities

Ongoing: No Has Budget Proviso: No

Has CIP Amendment: No Has Attachment: No

Primary Sponsor: Tammy Morales

Council Members: Dan Strauss, Andrew Lewis

Staff Analyst: Lise Kaye

Council Bill or Resolution:

Date		Total	LH	TM	KS	AP	DJ	DS	AL	BC	LG
	Yes	0									
	No	0									
	Abstain	0									
	Absent	0									

Summary of Dollar Effect

See the following pages for detailed technical information

	2021 Increase (Decrease)	2022 Increase (Decrease)
General Fund		
General Fund Revenues	\$0	
General Fund Expenditures	\$60,000	
Net Balance Effect	\$(60,000)	
Total Budget Balance Effect	\$(60,000)	

Budget Action Description:

This Council Budget Action would add \$60,000 GF to the Legislative Department to contract with King County to expand its Countywide Nonprofit Wage Survey to include additional nonprofit organizations. The current survey includes only organizations funded through the Veterans, Seniors and Human Services levy. This funding would allow the survey to include additional Seattle organizations not funded through the levy.

Budget Action Transactions

#	Transaction Description	Position Title	Number of Positions	FTE	Dept	BSL	Fund	Year	Revenue Amount	Expenditure Amount
---	-------------------------	----------------	---------------------	-----	------	-----	------	------	----------------	--------------------

2021 Seattle City Council Budget Action

Council Budget Action: Agenda

Tab	Action	Option	Version
LEG	001	B	002

1	Add \$60,000 GF to LEG		0	0	LEG - LG000	LEG - BO-LG-G1000 - Legislative Department	00100 - General Fund	2021	\$0	\$60,000
---	------------------------	--	---	---	-------------	--	----------------------	------	-----	----------



Legislation Text

File #: CBA LEG-002-B-002, **Version:** 1

2021 Seattle City Council Budget Action

Council Budget Action: Agenda

Tab	Action	Option	Version
LEG	002	B	002

Budget Action Title: Add \$150,000 GF to LEG to fund transportation impact fee studies

Ongoing: No Has Budget Proviso: No

Has CIP Amendment: No Has Attachment: No

Primary Sponsor: Alex Pedersen

Council Members: Lisa Herbold, Tammy Morales, Kshama Sawant, Dan Strauss, Andrew Lewis

Staff Analyst: Ketil Freeman

Council Bill or Resolution:

Date		Total	LH	TM	KS	AP	DJ	DS	AL	BC	LG
	Yes	0									
	No	0									
	Abstain	0									
	Absent	0									

Summary of Dollar Effect

See the following pages for detailed technical information

	2021 Increase (Decrease)	2022 Increase (Decrease)
General Fund		
General Fund Revenues	\$0	
General Fund Expenditures	\$150,000	
Net Balance Effect	\$(150,000)	
Total Budget Balance Effect	\$(150,000)	

Budget Action Description:

This Council Budget Action would add \$150,000 GF to the Legislative Department to fund continued development of transportation impact fees. The appropriation would be used to develop required studies to support and inform a program or programs of transportation impact fees. Transportation impact fees are authorized by State law pursuant to the Growth Management Act (GMA) and enabling authority for Transportation Benefit Districts (TBDs). Among other things, required studies would identify bridge maintenance projects eligible for investment from revenues generated by TBD-authorized impact fees and provide the basis for setting sustainable rate levels for these impact fees.

The Council established the intent to further consider transportation impact fees through Ordinance 126115 in July 2020 and docketed any associated Comprehensive Plan changes for consideration through Resolution 31970 in September 2020. The Legislative Department has an existing contract with a consultant to develop a GMA-authorized transportation impact fee program. Approximately, \$80,000

2021 Seattle City Council Budget Action

Council Budget Action: Agenda

Tab	Action	Option	Version
LEG	002	B	002

are encumbered by that contract and, unless expended in 2020, will automatically carry-forward. The current contract expires in March, 2021.

Budget Action Transactions

#	Transaction Description	Position Title	Number of Positions	FTE	Dept	BSL	Fund	Year	Revenue Amount	Expenditure Amount
1	Add funding for impact fee consultant		0	0	LEG - LG000	LEG - BO-LG-G1000 - Legislative Department	00100 - General Fund	2021	\$0	\$150,000



Legislation Text

File #: SLI MO-001-A-002, **Version:** 1

2021 Seattle City Council Statement of Legislative Intent

Council Budget Action: Agenda

Tab	Action	Option	Version
MO	001	A	002

Budget Action Title: Request that the Executive recommend strategies for consolidating urban forestry functions

Ongoing: No Has Attachment: No

Primary Sponsor: Alex Pedersen

Council Members: Lisa Herbold, Kshama Sawant, Debora Juarez, Dan Strauss, Andrew Lewis

Staff Analyst: Yolanda Ho

Date		Total	LH	TM	KS	AP	DJ	DS	AL	BC	LG
	Yes	0									
	No	0									
	Abstain	0									
	Absent	0									

Statement of Legislative Intent:

This Statement of Legislative Intent would request that the Executive, Urban Forestry Commission (UFC), and Urban Forestry Interdepartmental Team evaluate models for consolidating the City's urban forest management functions and, based on this evaluation, make recommendations on how changes could be implemented. Currently, there are nine City departments that have a role in managing Seattle's urban forest:

- OSE coordinates citywide policy development, updates the Urban Forest Management Plan and monitors its implementation, and provides administrative support for the UFC;
- Seattle Department of Transportation (SDOT) manages trees in the public right-of-way.
- Department of Finance and Administrative Services, Seattle Center, Seattle Parks and Recreation, and Seattle Public Utilities (SPU) manage trees on their property;
- SPU engages community in urban forest stewardship on both private property and in the right-of-way;
- Seattle City Light maintains trees near power lines;
- Seattle Department of Construction and Inspections (SDCI) and the Office of Planning and Community Development develop policies and plans; and
- SDCI enforces regulations for trees on private property.

Specifically, the evaluation should consider whether to transfer staff and regulatory authority from SDCI and SDOT to another department or office in order to improve Seattle's urban forest, particularly in regards to the removal of trees. The recommendations should: (1) include a potential timeline for implementation; (2) consider staff involved in policy development, permitting and inspections, maintenance, community engagement, and stewardship; (3) identify code amendments needed to effectuate any changes; and (4) provide an estimate of costs, including potential savings, for implementing the proposed reorganization.

2021 Seattle City Council Statement of Legislative Intent

Council Budget Action: Agenda

Tab	Action	Option	Version
MO	001	A	002

The Executive should submit the report to the Land Use & Neighborhoods Committee and the Central Staff Director by September 15, 2021.

Responsible Council Committee(s):

Land Use & Neighborhoods

Date Due to Council:

September 15, 2021



Legislation Text

File #: CBA OCR-001-B-002, **Version:** 1

2021 Seattle City Council Budget Action

Council Budget Action: Agenda

Tab	Action	Option	Version
OCR	001	B	002

Budget Action Title: Cut \$1.08 million from Finance General and add \$1.08 GF to OCR for community-based organizations providing alternatives to or addressing harm created by the criminal justice system

Ongoing: Yes Has Budget Proviso: No

Has CIP Amendment: No Has Attachment: No

Primary Sponsor: Lisa Herbold

Council Members: Tammy Morales, Kshama Sawant, Debora Juarez, Dan Strauss, Andrew Lewis, Lorena González

Staff Analyst: Asha Venkataraman

Council Bill or Resolution:

Date		Total	LH	TM	KS	AP	DJ	DS	AL	BC	LG
	Yes	0									
	No	0									
	Abstain	0									
	Absent	0									

Summary of Dollar Effect

See the following pages for detailed technical information

	2021 Increase (Decrease)	2022 Increase (Decrease)
General Fund		
General Fund Revenues	\$0	
General Fund Expenditures	\$0	
Net Balance Effect	\$0	
Total Budget Balance Effect	\$0	

Budget Action Description:

This Council Budget Action (CBA) would cut \$1.08 million from the Equitable Communities Initiative in Finance General (FG) and add \$1.08 million in General Fund to the Office for Civil Rights (OCR) to restore funds proposed for reduction to organizations pursuing alternatives to or addressing harms caused by the criminal legal system that were awarded grant funding through the 2020 Collaborative Grantmaking process.

The 2020 Adopted Budget included \$1.08 million for the Collaborative Grantmaking process that the Council intended to be ongoing funding. The Mayor's 2021 Proposed Budget cuts \$1.08 million for 2021. This funding would allow OCR to scale up the contracts awarded funding in 2020.

2021 Seattle City Council Budget Action

Council Budget Action: Agenda

Tab	Action	Option	Version
OCR	001	B	002

Budget Action Transactions

#	Transaction Description	Position Title	Number of Positions	FTE	Dept	BSL	Fund	Year	Revenue Amount	Expenditure Amount
1	Cut appropriations from the Equitable Communities Initiative		0	0	FG - FG000	FG - BO-FG-2QD00 - General Purpose	00100 - General Fund	2021	\$0	\$(1,080,000)
2	Add appropriations for CJ system alternatives or addressing harms of CJ system		0	0	OCR - CR000	OCR - BO-CR-X1R00 - Civil Rights	00100 - General Fund	2021	\$0	\$1,080,000



Legislation Text

File #: SLI OCR-002-A-003, **Version:** 1

2021 Seattle City Council Statement of Legislative Intent

Council Budget Action: Agenda

Tab	Action	Option	Version
OCR	002	A	003

Budget Action Title: Request that the Executive participate in a work group regarding implementation of the 2019 Racial Equity Toolkit (RET) report

Ongoing: No Has Attachment: No

Primary Sponsor: Tammy Morales

Council Members: Lisa Herbold, Kshama Sawant, Lorena González

Staff Analyst: Asha Venkataraman

Date		Total	LH	TM	KS	AP	DJ	DS	AL	BC	LG
	Yes	0									
	No	0									
	Abstain	0									
	Absent	0									

Statement of Legislative Intent:

This Statement of Legislative Intent (SLI) requests that representatives from the Office for Civil Rights (OCR), the Mayor's Office, and members of the City's Race and Social Justice Initiative (RSJI) network participate in a work group that the Council will convene to review and determine how to implement remaining report recommendations from the Racial Equity Toolkit (RET) conducted on the structure and functions of OCR. Council Central Staff and staff from the Council committee that has jurisdiction over OCR will lead and staff the work group.

In the fall of 2017, the Council passed Ordinance 125470, creating additional protections for the OCR director, including requiring just cause for removal and consultation with commissions and staff before appointments. The ordinance also asked OCR to conduct and complete an RET on OCR's permanent structure; leadership appointment or designation; and duties and responsibilities. It asked that OCR include OCR staff, City departments, community members, anti-racist community-based agencies, and partner agencies. The Council asked for the RET after discussion of concerns from City employees and the community at large regarding the design and structure of the OCR, including whether community and City employee concerns about OCR could be addressed through some degrees of separation or OCR's independence from the Executive branch. The RET team issued a report (the "RET report") with recommendations in August 2019.

Since the preliminary discussion about OCR's structure began in 2017, both the Executive and Council have added staff and resources to OCR's budget to address concerns regarding understaffing, need for outreach staff, and the need for additional RSJI staff. The remaining items in the RET report address the underlying structure of the office and ability to advocate for equity and anti-racism. Recommendation 3 from the RET report was to establish an independent community oversight board. Recommendation 5 from the RET report was to ordain and invest in strengthening RSJI. The Council intends that the work group that this SLI would form will build on the work already completed by the RET team in the RET report regarding how to increase independence from the Executive, including answering questions and investigating topics that the RET team was not able to complete given its time limitations.

This SLI requests that the Council-convened work group assess the status of the RET report

2021 Seattle City Council Statement of Legislative Intent

Council Budget Action: Agenda

Tab	Action	Option	Version
OCR	002	A	003

recommendations (particularly 3 and 5), consider which parts of the recommendations are ripe for implementation, and outline the steps needed to move forward with implementing those recommendations. The SLI requests that the work group provide the following deliverables to the Chair of the Council committee with jurisdiction over OCR:

By March 31, 2021: Detail which parts of recommendations 3 and 5 are ready to move forward, and what is needed (i.e., legislation, funding, etc.) to implement the recommendations.

By June 30, 2021: Draft ordinances and/or cost estimates as may be needed to implement the changes.

Responsible Council Committee(s):

Community Economic Development

Date Due to Council:

March 31, 2021



Legislation Text

File #: SLI OED-002-A-003, **Version:** 1

2021 Seattle City Council Statement of Legislative Intent

Council Budget Action: Agenda

Tab	Action	Option	Version
OED	002	A	003

Budget Action Title: Request that OED develop strategies to support farmers markets

Ongoing: No Has Attachment: No

Primary Sponsor: Dan Strauss

Council Members: Lisa Herbold, Tammy Morales, Kshama Sawant, Alex Pedersen, Debora Juarez, Andrew Lewis, Lorena González

Staff Analyst: Yolanda Ho

Date		Total	LH	TM	KS	AP	DJ	DS	AL	BC	LG
	Yes	0									
	No	0									
	Abstain	0									
	Absent	0									

Statement of Legislative Intent:

This Statement of Legislative Intent would request that the Office of Economic Development (OED), Seattle Department of Transportation (SDOT), Seattle Fire Department (SFD), Seattle Parks and Recreation (Parks), Office of Sustainability and Environment (OSE), and Department of Neighborhoods (DON) draft legislation for Council consideration that would implement changes to code and business practices, including the creation of a master farmers market permit and lower permit fees, to reduce barriers for farmers markets. This should include updating and formalizing Multi-Departmental Administrative Rules 09-01, related to a pilot strategy for permitting farmers markets in the public right-of-way and on Parks' property, and evaluate whether additional staff support for farmers markets is necessary. In addition, OED, SDOT, SFD, Parks, OSE, and DON should conduct a racial equity analysis on any proposed changes.

OED, SDOT, SFD, Parks, OSE, and DON should submit the materials and/or a progress report to the Community Economic Development Committee and the Central Staff Director by June 30, 2021.

Responsible Council Committee(s):

Community Economic Development

Date Due to Council: June 30, 2021



Legislation Text

File #: SLI OED-004-A-003, **Version:** 1

2021 Seattle City Council Statement of Legislative Intent

Council Budget Action: Agenda

Tab	Action	Option	Version
OED	004	A	003

Budget Action Title: Request that OED develop a construction impacts mitigation program for small businesses

Ongoing: No Has Attachment: No

Primary Sponsor: Alex Pedersen

Council Members: Lisa Herbold, Debora Juarez, Andrew Lewis

Staff Analyst: Yolanda Ho

Date		Total	LH	TM	KS	AP	DJ	DS	AL	BC	LG
	Yes	0									
	No	0									
	Abstain	0									
	Absent	0									

Statement of Legislative Intent:

This Statement of Legislative Intent would request that the Office of Economic Development (OED) collaborate with the Seattle Department of Transportation (SDOT) to propose a strategy for funding and distributing financial assistance to small businesses that are adversely impacted during the construction of City-led transportation projects, with the goal of establishing a program in OED by late 2021 or 2022. The proposed strategy should include: potential eligibility criteria for recipients; funding options; a Racial Equity Toolkit analysis; and other relevant considerations.

OED and SDOT should submit a response to the Community Economic Development Committee and the Central Staff Director by August 2, 2021.

Responsible Council Committee(s):

Community Economic Development

Date Due to Council: August 2, 2021



Legislation Text

File #: CBA OH-001-B-002, **Version:** 1

2021 Seattle City Council Budget Action

Council Budget Action: Agenda

Tab	Action	Option	Version
OH	001	B	002

Budget Action Title: Add \$200,000 of fund balance in OH to fund the Home and Hope Program

Ongoing: Yes Has Budget Proviso: No

Has CIP Amendment: No Has Attachment: No

Primary Sponsor: Andrew Lewis

Council Members: Kshama Sawant, Debora Juarez, Dan Strauss

Staff Analyst: Traci Ratzliff

Council Bill or Resolution:

Date		Total	LH	TM	KS	AP	DJ	DS	AL	BC	LG
	Yes	0									
	No	0									
	Abstain	0									
	Absent	0									

Summary of Dollar Effect

See the following pages for detailed technical information

	2021 Increase (Decrease)	2022 Increase (Decrease)
General Fund		
General Fund Revenues	\$0	
General Fund Expenditures	\$0	
Net Balance Effect	\$0	
Other Funds		
Office of Housing Fund (16600)		
Revenues	\$0	
Expenditures	\$200,000	
Net Balance Effect	\$(200,000)	
Total Budget Balance Effect	\$(200,000)	

Budget Action Description:

This Budget Action adds \$200,000 of fund balance from the Office of Housing's (OH's) Operating Fund to continue support of the Home and Hope Program. This program works to accelerate the development of affordable housing in conjunction with early childhood education centers, health clinics, or other community uses, on underutilized, public or tax-exempt sites. The City has provided \$200,000 in annual funding for this program since 2017. The Mayor's proposed 2021 budget did not include funding for this

2021 Seattle City Council Budget Action

Council Budget Action: Agenda

Tab	Action	Option	Version
OH	001	B	002

program. City funds will be used for pre-development services to support future development of identified sites in the city.

Budget Action Transactions

#	Transaction Description	Position Title	Number of Positions	FTE	Dept	BSL	Fund	Year	Revenue Amount	Expenditure Amount
1	Add appropriation for Home and Hope Program		0	0	OH - HU000	OH - BO-HU-1000 - Leadership and Administration	16600 - Office of Housing Fund	2021	\$0	\$200,000



Legislation Text

File #: CBA OH-002-A-003, **Version:** 1

2021 Seattle City Council Budget Action

Council Budget Action: Agenda

Tab	Action	Option	Version
OH	002	A	003

Budget Action Title: Add \$1.7 million of GF to OH for property acquisition and feasibility study for Aurora Commons Redevelopment Project

Ongoing: No Has Budget Proviso: No

Has CIP Amendment: No Has Attachment: No

Primary Sponsor: Debora Juarez

Council Members: Lisa Herbold, Kshama Sawant, Dan Strauss, Andrew Lewis, Lorena González

Staff Analyst: Traci Ratzliff

Council Bill or Resolution:

Date		Total	LH	TM	KS	AP	DJ	DS	AL	BC	LG
	Yes	0									
	No	0									
	Abstain	0									
	Absent	0									

Summary of Dollar Effect

See the following pages for detailed technical information

	2021 Increase (Decrease)	2022 Increase (Decrease)
General Fund		
General Fund Revenues	\$0	
General Fund Expenditures	\$1,700,000	
Net Balance Effect	\$(1,700,000)	
Total Budget Balance Effect	\$(1,700,000)	

Budget Action Description:

This Council Budget Action would provide funding of \$1.7 million GF to OH for the following purposes: \$1.5 million for property acquisition and \$200,000 for a feasibility study for the proposed Aurora Commons Redevelopment Project. The property that would be acquired is on Aurora Avenue. It is proposed to be redeveloped to include: low income housing, service space for the Aurora Commons community organization, and co-location of a health clinic. The total purchase price for the property is \$3.35 million. Additional funds are being sought from other sources to secure all of the funding needed to purchase the property.

Budget Action Transactions

2021 Seattle City Council Budget Action

Council Budget Action: Agenda

Tab	Action	Option	Version
OH	002	A	003

#	Transaction Description	Position Title	Number of Positions	FTE	Dept	BSL	Fund	Year	Revenue Amount	Expenditure Amount
1	Add funding for feasibility study for Aurora Commons Redevelopment Project		0	0	OH - HU000	OH - BO-HU-1000 - Leadership and Administration	00100 - General Fund	2021	\$0	\$200,000
2	Add funding for property acquisition for Aurora Commons Redevelopment Project		0	0	OH - HU000	OH - BO-HU-3000 - Multifamily Housing	00100 - General Fund	2021	\$0	\$1,500,000



Legislation Text

File #: CBA OH-003-A-003, **Version:** 1

2021 Seattle City Council Budget Action

Council Budget Action: Agenda

Tab	Action	Option	Version
OH	003	A	003

Budget Action Title: Add \$200,000 GF to OH for the Home for Good Program

Ongoing: No Has Budget Proviso: No

Has CIP Amendment: No Has Attachment: No

Primary Sponsor: Lorena González

Council Members: Lisa Herbold, Andrew Lewis

Staff Analyst: Traci Ratzliff

Council Bill or Resolution:

Date		Total	LH	TM	KS	AP	DJ	DS	AL	BC	LG
	Yes	0									
	No	0									
	Abstain	0									
	Absent	0									

Summary of Dollar Effect

See the following pages for detailed technical information

	2021 Increase (Decrease)	2022 Increase (Decrease)
General Fund		
General Fund Revenues	\$0	
General Fund Expenditures	\$200,000	
Net Balance Effect	\$(200,000)	
Total Budget Balance Effect	\$(200,000)	

Budget Action Description:

This Council Budget Action would add \$200,000 GF to the Office of Housing for the Home for Good Program. This new program was provided \$750,000 in funding by the Council in 2020. Due to the pandemic, this program began implementation this Fall. The existing funding is expected to serve 70 to 100 individuals in 2020 and 2021. The program was originally intended to assist individuals who 1) are age 50 or older; 2) have income limited to federal disability benefits, specifically Supplemental Security Income or Social Security Disability Insurance, that is no more than \$1,000 per month; and 3) are at risk of, or currently experiencing, homelessness as a result of transitioning from State assistance to lower paying Federal assistance. The program was expanded to allow individuals living in shelters to be assisted in securing housing. The program provides up to one -year of rental assistance and light case management services. Funding would be increased to serve more people who will be eligible for this program.

2021 Seattle City Council Budget Action

Council Budget Action: Agenda

Tab	Action	Option	Version
OH	003	A	003

Budget Action Transactions

#	Transaction Description	Position Title	Number of Positions	FTE	Dept	BSL	Fund	Year	Revenue Amount	Expenditure Amount
1	Add funding for the Home for Good Program		0	0	OH - HU000	OH - BO-HU-1000 - Leadership and Administration	00100 - General Fund	2021	\$0	\$200,000



Legislation Text

File #: CBA OH-004-A-002, **Version:** 1

2021 Seattle City Council Budget Action

Council Budget Action: Agenda

Tab	Action	Option	Version
OH	004	A	002

Budget Action Title: Add \$100,000 in GF to OH for pre-development costs for property in the Central Area

Ongoing: No Has Budget Proviso: No

Has CIP Amendment: No Has Attachment: No

Primary Sponsor: Kshama Sawant

Council Members: Tammy Morales

Staff Analyst: Traci Ratzliff

Council Bill or Resolution:

Date		Total	LH	TM	KS	AP	DJ	DS	AL	BC	LG
	Yes	0									
	No	0									
	Abstain	0									
	Absent	0									

Summary of Dollar Effect

See the following pages for detailed technical information

	2021 Increase (Decrease)	2022 Increase (Decrease)
General Fund		
General Fund Revenues	\$0	
General Fund Expenditures	\$100,000	
Net Balance Effect	\$(100,000)	
Total Budget Balance Effect	\$(100,000)	

Budget Action Description:

This Council Budget Action would add \$100,000 in GF to the Office of Housing to fund pre-development costs for property in the Central District. The property that would be acquired is proposed to be used in the short term as shelter but in the long term would be redeveloped as affordable housing.

It is the Council's expectation that the City will assist with the acquisition of this property through existing City programs, such as the Office of Housing's Acquisition and Preservation Program. If needed, the Council will amend the Levy Administrative and Financial Plan to provide additional authority to support this acquisition. In addition, the Council intends that the shelter be prioritized for use by single adults.

Budget Action Transactions

2021 Seattle City Council Budget Action

Council Budget Action: Agenda

Tab	Action	Option	Version
OH	004	A	002

#	Transaction Description	Position Title	Number of Positions	FTE	Dept	BSL	Fund	Year	Revenue Amount	Expenditure Amount
1	Add funding for pre-development costs for property in Central Area		0	0	OH - HU000	OH - BO-HU-1000 - Leadership and Administration	00100 - General Fund	2021	\$0	\$100,000



Legislation Text

File #: CBA OIG-001-A-002, **Version:** 1

2021 Seattle City Council Budget Action

Council Budget Action: Agenda

Tab	Action	Option	Version
OIG	001	A	002

Budget Action Title: Add \$65,000 GF to OIG for Sentinel Event Review

Ongoing: No Has Budget Proviso: No

Has CIP Amendment: No Has Attachment: No

Primary Sponsor: Lorena González

Council Members: Lisa Herbold, Dan Strauss

Staff Analyst: Greg Doss

Council Bill or Resolution:

Date		Total	LH	TM	KS	AP	DJ	DS	AL	BC	LG
	Yes	0									
	No	0									
	Abstain	0									
	Absent	0									

Summary of Dollar Effect

See the following pages for detailed technical information

	2021 Increase (Decrease)	2022 Increase (Decrease)
General Fund		
General Fund Revenues	\$0	
General Fund Expenditures	\$65,000	
Net Balance Effect	\$(65,000)	
Total Budget Balance Effect	\$(65,000)	

Budget Action Description:

This Council Budget Action (CBA) would add \$65,000 GF to the Office of the Inspector General for Public Safety (OIG) to support its Sentinel Event Review (SER) of the George Floyd and Black Lives Matter demonstrations in the summer of 2020.

Under Ordinance 125315, the OIG is authorized to conduct a SER when the SPD has had significant negative interactions with the public. Examples of SPD sentinel events include officer-involved shootings, mass use of chemical weapons during protests, fatal vehicle pursuits, and other incidents that negatively impact individual safety, community well-being, and public trust in SPD.

This CBA will provide funding for compensation to support community involvement as the OIG systemically analyzes root causes for the uses of force in the summer demonstrations. Funding will also support community engagement expenses related to conducting effective outreach across various

2021 Seattle City Council Budget Action

Council Budget Action: Agenda

Tab	Action	Option	Version
OIG	001	A	002

mediums, language access and translation costs and other material preparation, and expert facilitators to keep the conversation community centered.

Budget Action Transactions

#	Transaction Description	Position Title	Number of Positions	FTE	Dept	BSL	Fund	Year	Revenue Amount	Expenditure Amount
1	Add \$65,000 GF for Sentinel Event Review		0	0	OIG - IG000	OIG - BO-IG-1000 - Office of Inspector General for Public Safety	00100 - General Fund	2021	\$0	\$65,000



Legislation Text

File #: CBA OIRA-001-A-003, **Version:** 1

2021 Seattle City Council Budget Action

Council Budget Action: Agenda

Tab	Action	Option	Version
OIRA	001	A	003

Budget Action Title: Add \$190,000 GF to OIRA for the Legal Defense Network

Ongoing: No Has Budget Proviso: No

Has CIP Amendment: No Has Attachment: No

Primary Sponsor: Lorena González

Council Members: Lisa Herbold, Tammy Morales, Alex Pedersen, Dan Strauss, Andrew Lewis

Staff Analyst: Amy Gore

Council Bill or Resolution:

Date		Total	LH	TM	KS	AP	DJ	DS	AL	BC	LG
	Yes	0									
	No	0									
	Abstain	0									
	Absent	0									

Summary of Dollar Effect

See the following pages for detailed technical information

	2021 Increase (Decrease)	2022 Increase (Decrease)
General Fund		
General Fund Revenues	\$0	
General Fund Expenditures	\$190,000	
Net Balance Effect	\$(190,000)	
Total Budget Balance Effect	\$(190,000)	

Budget Action Description:

This proposal would add \$190,000 one-time GF to OIRA for the Legal Defense Network to restore City funding to 2020 levels. The Legal Defense Network was established in 2017 by Seattle and King County to provide support to immigrants and refugees impacted by changes to Federal laws. In 2020, total funding was \$1,810,000, with \$1,000,000 provided by the City and \$810,000 provided by the County. The 2021 Proposed Budget reduces the City's contribution to \$810,000, which would reduce total funding for the program to \$1,630,000.

Budget Action Transactions

#	Transaction Description	Position Title	Number of Positions	FTE	Dept	BSL	Fund	Year	Revenue Amount	Expenditure Amount
---	-------------------------	----------------	---------------------	-----	------	-----	------	------	----------------	--------------------

2021 Seattle City Council Budget Action

Council Budget Action: Agenda

Tab	Action	Option	Version
OIRA	001	A	003

1	Add \$190,000 GF to OIRA for the Legal Defense Network		0	0	OIRA - IA000	OIRA - BO-IA-X1N00 - Office of Immigrant and Refugee Affairs	00100 - General Fund	2021	\$0	\$190,000
---	--	--	---	---	--------------	--	----------------------	------	-----	-----------



Legislation Text

File #: CBA OPCD-001-A-003, **Version:** 1

2021 Seattle City Council Budget Action

Council Budget Action: Agenda

Tab	Action	Option	Version
OPCD	001	A	003

Budget Action Title: Proviso \$30,000 in OPCD for the Comprehensive Plan Environmental Impact Statement

Ongoing: No Has Budget Proviso: Yes

Has CIP Amendment: No Has Attachment: No

Primary Sponsor: Teresa Mosqueda

Council Members: Tammy Morales, Debora Juarez, Dan Strauss, Andrew Lewis, Lorena González

Staff Analyst: Lish Whitson

Council Bill or Resolution:

Date		Total	LH	TM	KS	AP	DJ	DS	AL	BC	LG
	Yes	0									
	No	0									
	Abstain	0									
	Absent	0									

Budget Action Description:

This Council Budget Action would place a proviso on \$30,000 in the Office of Planning and Community Development's (OPCD's) budget to ensure that certain issues are studied in an Environmental Impact Statement (EIS), if an EIS is required for the next major Comprehensive Plan update. Any EIS would study a range of alternatives. OPCD expects to use these funds to contract with a consultant to prepare the EIS. The proviso requires that the contract with an EIS consultant provides for:

- (1) Analysis of a growth alternative addressing additional housing capacity and diversity - including duplexes, triplexes, fourplexes, and row houses - in areas of the city currently zoned primarily for single-family houses;
- (2) Development of strategies to minimize displacement of low-income residents and communities of color; and
- (3) Analysis of an alternative name for single-family areas and single-family zones, such as Neighborhood Residential, if an alternative name has not already been adopted.

The proviso would read:

"Of the appropriation in the Office of Planning and Community Development (OPCD), \$30,000 is appropriated to be used for solely for the purpose of retaining a consultant or consultants to prepare an Environmental Impact Statement (EIS), if it is determined by OPCD that an EIS is warranted based on the probable impacts of the next major Comprehensive Plan update. If required, OPCD shall contract for consultant assistance to prepare an EIS in 2021. The appropriation may not be used for any other purpose. If OPCD determines that an EIS is necessary for the next major update, the EIS must include, but is not

2021 Seattle City Council Budget Action

Council Budget Action: Agenda

Tab	Action	Option	Version
OPCD	001	A	003

limited to:

1. At least one growth alternative that provides additional housing capacity and housing type diversity in single-family areas.
2. At least one growth alternative that uses other strategies to minimize displacement of low-income residents and communities of color.
3. At least one growth alternative that studies an alternative name for single-family zones, such as Neighborhood Residential, if an alternative name has not already been adopted.

The areas of study 1-3 identified above may be combined into one alternative or studied separately. In developing the EIS scope, the Office should consider other actions to increase residential building capacity, such as those listed in RCW 36.70A.600."

Background:

Seattle's Comprehensive Plan is a 20-year vision and roadmap for Seattle's future growth. A major update is undertaken every eight years. The City's next Comprehensive Plan update is currently scheduled to be adopted by June 2024. OPCD began conducting pre-planning in 2020 and will formally launch the Comprehensive Plan update process in 2021.

The Comprehensive Plan's "Urban Village Strategy" for growth, adopted in 1994, concentrates jobs, housing, and services into four categories of urban villages. It has been the guiding strategy for Comprehensive Plans in Seattle ever since. Of all the areas that allow residential uses in Seattle, 25 percent allows for multifamily residential development, while 75 percent is zoned primarily for single-family detached houses.

Seattle has seen unprecedented growth over the last decade, adding more than 120,000 residents since 2010 - and this trend is expected to continue. Since 2006, over 80 percent of Seattle's growth has occurred in urban centers and villages. Only 5 percent of new housing units in Seattle from 2010 to 2017 were built in areas zoned Single-family. Even as the population of Seattle has increased significantly, the population density in some single-family areas has decreased.

Statement of Legislative Intent 29-4-B-1-2019 requested that "OPCD, DON, and OCR prepare a racial equity analysis of Seattle's strategy for accommodating growth" as part of "pre-planning work in anticipation of the next major update to the Comprehensive Plan." The racial equity toolkit is expected to provide policy options to increase the equity of Seattle's growth strategy and address the legacy of discrimination and exclusion in Seattle's public policies and investments, in particular the inequity inherent in the City's Single-family zoning. In 2019, Washington State House Bill 1923 amended the Revised Code of Washington to encourage cities to adopt additional methods to accommodate residential growth.

Environmental review would likely be required for any policy options to promote greater economic and racial diversity across Seattle's communities by allowing greater housing flexibility in Seattle's current single-family zones. This proviso would require that these topics be studied, if an EIS is prepared for the next major Comprehensive Plan update.



Legislation Text

File #: CBA OPCD-002-A-003, **Version:** 1

2021 Seattle City Council Budget Action

Council Budget Action: Agenda

Tab	Action	Option	Version
OPCD	002	A	003

Budget Action Title: Proviso \$100,000 in OPCD for Comprehensive Plan outreach and engagement in 2021

Ongoing: No Has Budget Proviso: Yes

Has CIP Amendment: No Has Attachment: No

Primary Sponsor: Teresa Mosqueda

Council Members: Tammy Morales, Debora Juarez, Dan Strauss, Lorena González

Staff Analyst: Lish Whitson

Council Bill or Resolution:

Date		Total	LH	TM	KS	AP	DJ	DS	AL	BC	LG
	Yes	0									
	No	0									
	Abstain	0									
	Absent	0									

Budget Action Description:

This Budget Action would impose a proviso on appropriations in the Office of Planning and Community Development's (OPCD) budget proposed for outreach and engagement work regarding the next major Comprehensive Plan update. The 2021 Proposed Budget appropriates \$100,000 GF for this purpose. The proviso will be lifted after OPCD presents its work plan, including plans for a Racial Equity Toolkit, to the Land Use and Neighborhoods Committee.

Under the Washington State Growth Management Act, the City is required to update its Comprehensive Plan every eight years. The next major update is due in 2024. The Urban Village Strategy for growth was adopted as a foundation of the Comprehensive Plan in 1994 and has been the guiding strategy for comprehensive plans in Seattle ever since. The purpose of the urban village strategy is to concentrate growth in "urban villages" and "urban centers" where jobs, transit and services are readily available.

In the 26 years since adoption of the first Comprehensive Plan, Black, Indigenous and People of Color communities throughout the city have been displaced from areas like the Central District. Data suggests that this is largely driven by a lack of housing options, particularly in areas with high access to opportunity north of the Ship Canal, in the face of unanticipated growth. Coupled with restrictions on development capacity, this has led to gentrification of areas such as the Central District, Chinatown-International District, Beacon Hill, Columbia City, and Delridge.

In 2018, the Council adopted Statement of Legislative Intent (SLI) 29-4-B-1-2018, which requested that "OPCD, DON, and OCR prepare a racial equity analysis of Seattle's strategy for accommodating growth" as part of "pre-planning work in anticipation of the next major update to the Comprehensive Plan."

The Executive has provided a response to the SLI, but has not yet presented its proposed community

2021 Seattle City Council Budget Action

Council Budget Action: Agenda

Tab	Action	Option	Version
OPCD	002	A	003

outreach and engagement work program to the Council.

This Council Budget Action would impose the following budget proviso:

"None of the money appropriated in the 2021 budget for the Office of Planning and Community Development for outreach and engagement regarding the next major update to the Comprehensive Plan may be spent unless the Chair of the Council's Land Use and Neighborhoods committee, or the successor committee with purview over the Office of Planning and Community Development, files a certification with the City Clerk that the Office of Planning and Community Development, the Department of Neighborhoods, and the Office for Civil Rights have briefed the committee on their work plan for Comprehensive Plan outreach and engagement, including a racial equity toolkit."



Legislation Text

File #: CBA OPCD-003-A-001, **Version:** 1

Cut \$1.6 million Short Term Rental Tax and add \$1.6 million GF to OPCD for Equitable Development Initiative Grants

2021 Seattle City Council Budget Action

Council Budget Action: Agenda

Tab	Action	Option	Version
OPCD	003	A	001

Budget Action Title: Cut \$1.6 million Short Term Rental Tax and add \$1.6 million GF to OPCD for Equitable Development Initiative Grants

Ongoing: No Has Budget Proviso: No

Has CIP Amendment: No Has Attachment: No

Primary Sponsor: Budget Committee

Council Members:

Staff Analyst: Lish Whitson

Council Bill or Resolution:

Date		Total	LH	TM	KS	AP	DJ	DS	AL	BC	LG
	Yes	0									
	No	0									
	Abstain	0									
	Absent	0									

Summary of Dollar Effect

See the following pages for detailed technical information

	2021 Increase (Decrease)	2022 Increase (Decrease)
General Fund		
General Fund Revenues	\$0	
General Fund Expenditures	\$1,575,000	
Net Balance Effect	\$(1,575,000)	
Other Funds		
Short-Term Rental Tax Fund (12200)		
Revenues	\$0	
Expenditures	\$(1,575,000)	
Net Balance Effect	\$1,575,000	
Total Budget Balance Effect	\$0	

Budget Action Description:

This Council Budget Action cuts \$1,575,000 of Short Term Rental Tax (STRT) proceeds and adds \$1,575,000 from the General Fund to the Office of Planning and Community Development (OPCD) for the Equitable Development Initiative (EDI). This action responds to anticipated reductions to STRT proceeds in 2021 and maintains funding for the EDI program.

2021 Seattle City Council Budget Action

Council Budget Action: Agenda

Tab	Action	Option	Version
OPCD	003	A	001

Budget Action Transactions

#	Transaction Description	Position Title	Number of Positions	FTE	Dept	BSL	Fund	Year	Revenue Amount	Expenditure Amount
1	Add GF to backfill STRT		0	0	OPCD - PC000	OPCD - BO-PC-X2P40 - Equitable Development Initiative	00100 - General Fund	2021	\$0	\$1,575,000
2	Reflect anticipated reduction in STRT		0	0	OPCD - PC000	OPCD - BO-PC-X2P40 - Equitable Development Initiative	12200 - Short-Term Rental Tax Fund	2021	\$0	\$(1,575,000)



Legislation Text

File #: CBA OSE-002-A-003, **Version:** 1

2021 Seattle City Council Budget Action

Council Budget Action: Agenda

Tab	Action	Option	Version
OSE	002	A	003

Budget Action Title: Add \$132,000 GF to OSE for the Green New Deal Advisor position

Ongoing: Yes Has Budget Proviso: No

Has CIP Amendment: No Has Attachment: No

Primary Sponsor: Kshama Sawant

Council Members: Lisa Herbold, Tammy Morales, Alex Pedersen, Andrew Lewis, Lorena González

Staff Analyst: Yolanda Ho

Council Bill or Resolution:

Date		Total	LH	TM	KS	AP	DJ	DS	AL	BC	LG
	Yes	0									
	No	0									
	Abstain	0									
	Absent	0									

Summary of Dollar Effect

See the following pages for detailed technical information

	2021 Increase (Decrease)	2022 Increase (Decrease)
General Fund		
General Fund Revenues	\$0	
General Fund Expenditures	\$132,000	
Net Balance Effect	\$(132,000)	
Total Budget Balance Effect	\$(132,000)	

Budget Action Description:

This Council Budget Action would add \$132,000 GF to the Office of Sustainability and Environment (OSE) to support the Green New Deal Advisor position (1.0 FTE Strategic Advisor 1). In September 2019, the Council passed Ordinance (ORD) 125926, establishing the Green New Deal Oversight Board (Board) and creating an interdepartmental team to implement climate actions. In addition to providing administrative support to the Board, this position is responsible for coordinating the City's internal strategy to reduce climate pollutants, helping to achieve the goals identified in the Green New Deal for Seattle (Resolution 31895), adopted in August 2019. The Council added this position and funding in the 2020 Adopted Budget, but it was not filled due to the hiring freeze implemented in March 2020 in response to the economic crisis caused by the COVID-19 pandemic. The 2021 Proposed Budget would eliminate funding for the position, but retains \$40,000 GF that may be used for financial hardship stipends for Board members.

2021 Seattle City Council Budget Action

Council Budget Action: Agenda

Tab	Action	Option	Version
OSE	002	A	003

Hiring the Green New Deal Advisor would allow appointments to move forward for the Board, which is intended to provide the Council and Mayor with recommendations for how to implement the actions identified in the Green New Deal for Seattle, which are intended to accelerate the transition away from fossil fuels to renewable energy while centering communities that have historically been most harmed by racial, economic, and environmental injustices. Further, the Board is also expected to provide recommendations on how to allocate the portion of new payroll expense tax revenues (9 percent or an estimated \$20 million) intended for Green New Deal investments in 2022.

Budget Action Transactions

#	Transaction Description	Position Title	Number of Positions	FTE	Dept	BSL	Fund	Year	Revenue Amount	Expenditure Amount
1	Add GF support for Green New Deal Advisor (1.0 FTE Strategic Advisor 1) FICA		0	0	OSE - SE000	OSE - BO-SE-X1000 - Office of Sustainability and Environment	00100 - General Fund	2021	\$0	\$6,600
2	Add GF support for Green New Deal Advisor (1.0 FTE Strategic Advisor 1) Medicare		0	0	OSE - SE000	OSE - BO-SE-X1000 - Office of Sustainability and Environment	00100 - General Fund	2021	\$0	\$1,550
3	Add GF support for Green New Deal Advisor (1.0 FTE Strategic Advisor 1) pension		0	0	OSE - SE000	OSE - BO-SE-X1000 - Office of Sustainability and Environment	00100 - General Fund	2021	\$0	\$17,650
4	Add GF support for Green New Deal Advisor (1.0 FTE Strategic Advisor 1) salary		0	0	OSE - SE000	OSE - BO-SE-X1000 - Office of Sustainability and Environment	00100 - General Fund	2021	\$0	\$106,200



Legislation Text

File #: CBA OSE-003-A-003, **Version:** 1

2021 Seattle City Council Budget Action

Council Budget Action: Agenda

Tab	Action	Option	Version
OSE	003	A	003

Budget Action Title: Add \$150,000 GF and 1.0 FTE Senior Planning and Development Specialist to OSE for Energy Benchmarking and Building Tune-Ups

Ongoing: Yes Has Budget Proviso: No

Has CIP Amendment: No Has Attachment: No

Primary Sponsor: Lorena González

Council Members: Lisa Herbold, Kshama Sawant, Alex Pedersen, Dan Strauss, Andrew Lewis

Staff Analyst: Yolanda Ho

Council Bill or Resolution:

Date		Total	LH	TM	KS	AP	DJ	DS	AL	BC	LG
	Yes	0									
	No	0									
	Abstain	0									
	Absent	0									

Summary of Dollar Effect

See the following pages for detailed technical information

	2021 Increase (Decrease)	2022 Increase (Decrease)
General Fund		
General Fund Revenues	\$0	
General Fund Expenditures	\$150,000	
Net Balance Effect	\$(150,000)	
Total Budget Balance Effect	\$(150,000)	

Budget Action Description:

This Council Budget Action would add \$150,000 GF and 1.0 FTE Senior Planning and Development Specialist to the Office of Sustainability and Environment (OSE) to support compliance and enforcement activities for the Energy Benchmarking and Building Tune-Ups programs. Funding for these activities would mostly be eliminated in the 2021 Proposed Budget, though it retains \$45,000 GF for a contract to provide limited technical assistance to building owners/operators.

The Energy Benchmarking program (Ordinance (ORD) 123226, adopted January 2010, and ORD 123993, adopted September 2012) requires building owners of multifamily and commercial properties 20,000 square feet or larger, excluding those used primarily for industrial manufacturing purposes, to annually track and report building energy efficiency performance. The Building Tune-Ups program (ORD 125002, adopted March 2016) requires building owners of commercial facilities 50,000 square feet or

2021 Seattle City Council Budget Action

Council Budget Action: Agenda

Tab	Action	Option	Version
OSE	003	A	003

larger that are subject to the Energy Benchmarking program to conduct tune-ups to identify and correct operational and maintenance deficiencies every five years. On average, these measures can reduce building energy use by 10 to 15 percent.

This funding would maintain the compliance and enforcement activities for both programs and support a staff member to provide technical assistance to building owners and review submissions for the Building Tune-Ups program. OSE anticipates that fines from the Energy Benchmarking and Building Tune-Ups programs could generate up to \$140,000 GF in revenues, of which approximately \$110,000 GF would be used to improve energy efficiency in affordable housing facilities.

Budget Action Transactions

#	Transaction Description	Position Title	Number of Positions	FTE	Dept	BSL	Fund	Year	Revenue Amount	Expenditure Amount
1	Add GF support for 1.0 FTE Senior Planning and Development Specialist FICA for Building Tune-Ups		0	0	OSE - SE000	OSE - BO-SE-X1000 - Office of Sustainability and Environment	00100 - General Fund	2021	\$0	\$5,000
2	Add GF support for 1.0 FTE Senior Planning and Development Specialist Medicare for Building Tune-Ups		0	0	OSE - SE000	OSE - BO-SE-X1000 - Office of Sustainability and Environment	00100 - General Fund	2021	\$0	\$1,200
3	Add GF support for 1.0 FTE Senior Planning and Development Specialist pension for Building Tune-Ups		0	0	OSE - SE000	OSE - BO-SE-X1000 - Office of Sustainability and Environment	00100 - General Fund	2021	\$0	\$13,300
4	Add GF support for 1.0 FTE Senior Planning and Development Specialist salary for Building Tune-Ups		0	0	OSE - SE000	OSE - BO-SE-X1000 - Office of Sustainability and Environment	00100 - General Fund	2021	\$0	\$80,300
5	Add GF support for Energy Benchmarking and Building Tune-Ups professional services		0	0	OSE - SE000	OSE - BO-SE-X1000 - Office of Sustainability and Environment	00100 - General Fund	2021	\$0	\$50,200
6	Pocket Adjustments	Plng&Dev Spec,Sr	0	0	OSE - SE000	OSE - BO-SE-X1000 - Office of Sustainability and Environment	00100 - General Fund	2021	\$0	\$0



Legislation Text

File #: CBA OSE-004-A-003, **Version:** 1

2021 Seattle City Council Budget Action

Council Budget Action: Agenda

Tab	Action	Option	Version
OSE	004	A	003

Budget Action Title: Add \$140,000 GF to OSE for the Climate Policy Advisor position

Ongoing: Yes Has Budget Proviso: No

Has CIP Amendment: No Has Attachment: No

Primary Sponsor: Dan Strauss

Council Members: Lisa Herbold, Tammy Morales, Kshama Sawant, Alex Pedersen, Andrew Lewis, Lorena González

Staff Analyst: Yolanda Ho

Council Bill or Resolution:

Date		Total	LH	TM	KS	AP	DJ	DS	AL	BC	LG
	Yes	0									
	No	0									
	Abstain	0									
	Absent	0									

Summary of Dollar Effect

See the following pages for detailed technical information

	2021 Increase (Decrease)	2022 Increase (Decrease)
General Fund		
General Fund Revenues	\$0	
General Fund Expenditures	\$140,000	
Net Balance Effect	\$(140,000)	
Total Budget Balance Effect	\$(140,000)	

Budget Action Description:

This Council Budget Action would add \$140,000 GF to the Office of Sustainability and Environment (OSE) for the Climate Policy Advisor position (1.0 FTE Strategic Advisor 2). This position is not funded in the 2021 Proposed Budget.

The Climate Policy Advisor oversees implementation of the Climate Action Plan and measures progress towards its goals. Additionally, this position is responsible for developing and implementing a Climate Impact Assessment Toolkit (Executive Order 2018-01), creating policies to support green jobs as part of the economic recovery, evaluating racial equity impacts of building decarbonization, and establishing Building Performance Standards.

In September 2020, the Council adopted Resolution 31933, which will add a required assessment of

2021 Seattle City Council Budget Action

Council Budget Action: Agenda

Tab	Action	Option	Version
OSE	004	A	003

potential climate impacts and climate resilience to the City's Summary and Fiscal Note that accompanies all legislation beginning on January 1, 2021. This climate-related analysis is intended to be informed by the more thorough quantitative and qualitative greenhouse gas emissions evaluation that will be required by the Climate Impact Assessment Toolkit for major capital projects and purchasing decisions. Initial work on the toolkit continued through early 2019, but progress has since been stalled due to staff turnover. With this funding, OSE would be expected to move forward with finalizing development of the toolkit and a pilot testing phase with select departments.

Budget Action Transactions

#	Transaction Description	Position Title	Number of Positions	FTE	Dept	BSL	Fund	Year	Revenue Amount	Expenditure Amount
1	Add GF support for Climate Policy Advisor (1.0 FTE Strategic Advisor 2) FICA		0	0	OSE - SE000	OSE - BO-SE-X1000 - Office of Sustainability and Environment	00100 - General Fund	2021	\$0	\$7,000
2	Add GF support for Climate Policy Advisor (1.0 FTE Strategic Advisor 2) Medicare		0	0	OSE - SE000	OSE - BO-SE-X1000 - Office of Sustainability and Environment	00100 - General Fund	2021	\$0	\$1,600
3	Add GF support for Climate Policy Advisor (1.0 FTE Strategic Advisor 2) pension		0	0	OSE - SE000	OSE - BO-SE-X1000 - Office of Sustainability and Environment	00100 - General Fund	2021	\$0	\$18,700
4	Add GF support for Climate Policy Advisor (1.0 FTE Strategic Advisor 2) salary		0	0	OSE - SE000	OSE - BO-SE-X1000 - Office of Sustainability and Environment	00100 - General Fund	2021	\$0	\$112,700



Legislation Text

File #: SLI RET-001-B-002, **Version:** 1

2021 Seattle City Council Statement of Legislative Intent

Council Budget Action: Agenda

Tab	Action	Option	Version
RET	001	B	002

Budget Action Title: Request that SCERS provide a report on sources and uses of City retirement funds and performance of the SCERS II plan

Ongoing: No Has Attachment: No

Primary Sponsor: Alex Pedersen

Council Members: Lisa Herbold, Debora Juarez

Staff Analyst: Tom Mikesell

Date		Total	LH	TM	KS	AP	DJ	DS	AL	BC	LG
	Yes	0									
	No	0									
	Abstain	0									
	Absent	0									

Statement of Legislative Intent:

This Statement of Legislative Intent (SLI) requests that the Seattle Employees' Retirement System (SCERS) provide a report encompassing sources and uses of City retirement funds and performance of the SCERS II plan to increase transparency to the public.

The Council requests that SCERS, in consultation with other City departments if necessary, provide a report to the Council by July 1, 2021 that covers sources and uses of City retirement funds, the performance of the SCERS II plan, and options to merge with the State Public Employees Retirement System..

The report should cover, at a minimum:

I. In graphs covering the SCERS I and SCERS II plans separately, if possible, the sources and uses of retirement funds over the past 10 years including:

A. Sources of funds:

1. City tax dollars / City government contributions toward employee pensions (existing employees and retirees)
2. Employee contributions
3. Investment earnings
4. Any other sources

B. Uses of funds:

1. Payments to beneficiaries
2. Contributions to the retirement fund
3. Asset management/investment fees
4. SCERS administrative costs
5. Any other costs

C. In consultation with other departments if necessary, please include a separate graph showing City

2021 Seattle City Council Statement of Legislative Intent

Council Budget Action: Agenda

Tab	Action	Option	Version
RET	001	B	002

payments for firefighter and police officer pensions.

II. Performance of the SCERS II plan, including a calculation of the impact on the plan funding ratio, and the total City cost savings (across all funds), from the SCERS II changes implemented in 2017. The report should also include any recommendations for changes to the SCERS system to meet either of the outcomes of achieving a 100 percent funding ratio sooner than 2042 and/or decreasing City retirement system costs.

III. Identification of options to merge all or a portion of the City retirement system with the Washington State Public Employees' Retirement System. These options should include a high level assessment of fiscal and administrative implications where applicable.

Responsible Council Committee(s):

Finance & Housing

Date Due to Council:

July 1, 2021



Legislation Text

File #: CBA SDCI-001-A-003, **Version:** 1

2021 Seattle City Council Budget Action

Council Budget Action: Agenda

Tab	Action	Option	Version
SDCI	001	A	003

Budget Action Title: Add \$99,033 GF and 1 FTE Housing and Zoning Technician to SDCI for tenant outreach and Property Owner and Tenant Assistance Group staffing

Ongoing: Yes Has Budget Proviso: No

Has CIP Amendment: No Has Attachment: No

Primary Sponsor: Dan Strauss

Council Members: Lisa Herbold, Debora Juarez, Andrew Lewis, Lorena González

Staff Analyst: Ketil Freeman

Council Bill or Resolution:

Date		Total	LH	TM	KS	AP	DJ	DS	AL	BC	LG
	Yes	0									
	No	0									
	Abstain	0									
	Absent	0									

Summary of Dollar Effect

See the following pages for detailed technical information

	2021 Increase (Decrease)	2022 Increase (Decrease)
General Fund		
General Fund Revenues	\$0	
General Fund Expenditures	\$99,033	
Net Balance Effect	\$(99,033)	
Total Budget Balance Effect	\$(99,033)	

Budget Action Description:

This budget action would add position authority for 1.0 FTE Housing and Zoning Technician and \$99,033 GF in appropriation authority to the Seattle Department of Construction and Inspections (SDCI) Compliance Budget Control Level to improve outreach and education and facilitate implementation of tenant protection regulations.

SDCI's Property Owner and Tenant Assistance (POTA) Group helps administer regulations related to tenant protections. As part of the 2020 Adopted Budget, the Council added 1 FTE Housing and Zoning Technician to address complaints and requests for service. That position was not filled by SDCI, and salary savings from that position are proposed to be used by the Mayor to address the projected 2021 GF revenue shortfall.

2021 Seattle City Council Budget Action

Council Budget Action: Agenda

Tab	Action	Option	Version
SDCI	001	A	003

Due to the COVID-19 pandemic, resolution of complaints and requests for service have been delayed. The current average number of days to resolve complaints involving the POTA group increased from approximately 58 days in 2019 to 68 days in 2020. The Council anticipates that requests for service will further increase when the pandemic residential eviction moratorium is lifted.

Budget Action Transactions

#	Transaction Description	Position Title	Number of Positions	FTE	Dept	BSL	Fund	Year	Revenue Amount	Expenditure Amount
1	Pocket Adjustments		0	0	SDCI - CI000	SDCI - BO-CI-U2400 - Compliance	00100 - General Fund	2021	\$0	\$99,033
2	Pocket Adjustments	Housing/Zoning Tech	1	1	SDCI - CI000	SDCI - BO-CI-U2400 - Compliance	00100 - General Fund	2021	\$0	\$0



Legislation Text

File #: SLI SDCI-003-A-003, **Version:** 1

2021 Seattle City Council Statement of Legislative Intent

Council Budget Action: Agenda

Tab	Action	Option	Version
SDCI	003	A	003

Budget Action Title: Report by SDCI on permit processing times

Ongoing: Yes

Has Attachment: No

Primary Sponsor: Dan Strauss

Council Members: Tammy Morales, Alex Pedersen, Debora Juarez, Andrew Lewis, Lorena González

Staff Analyst: Ketil Freeman

Date		Total	LH	TM	KS	AP	DJ	DS	AL	BC	LG
	Yes	0									
	No	0									
	Abstain	0									
	Absent	0									

Statement of Legislative Intent:

This Statement of Legislative Intent would request that the Seattle Department of Construction and Inspections (SDCI) provide quarterly reports to the Land Use and Neighborhoods (LUN) Committee on progress towards meeting goals for processing (1) simple/medium complexity construction permit applications, (2) complex construction permit applications, and (3) Master Use Permits. The report shall use definitions for simple/medium and complex construction permit applications reported to the Mayor and shall detail average calendar days from permit intake to permit issuance and the percentage of projects, by category, receiving an initial plan review within target time periods.

A baseline report would be due January 15, 2021. Reports covering the prior quarter would be due to the LUN Committee within two weeks following the close of each quarter with the first quarterly report due no later than April 15, 2021.

Responsible Council Committee(s):

Land Use & Neighborhoods

Date Due to Council: January 15, 2021



Legislation Text

File #: CBA SDCI-004-A-003, **Version:** 1

2021 Seattle City Council Budget Action

Council Budget Action: Agenda

Tab	Action	Option	Version
SDCI	004	A	003

Budget Action Title: Add \$500,000 GF to SDCI for tenant outreach, education, organizing, and other services

Ongoing: Yes Has Budget Proviso: No

Has CIP Amendment: No Has Attachment: No

Primary Sponsor: Dan Strauss

Council Members: Lisa Herbold, Tammy Morales, Kshama Sawant, Debora Juarez, Lorena González

Staff Analyst: Ketil Freeman

Council Bill or Resolution:

Date		Total	LH	TM	KS	AP	DJ	DS	AL	BC	LG
	Yes	0									
	No	0									
	Abstain	0									
	Absent	0									

Summary of Dollar Effect

See the following pages for detailed technical information

	2021 Increase (Decrease)	2022 Increase (Decrease)
General Fund		
General Fund Revenues	\$0	
General Fund Expenditures	\$500,000	
Net Balance Effect	\$(500,000)	
Total Budget Balance Effect	\$(500,000)	

Budget Action Description:

This Council Budget Action would add \$500,000 GF to the Seattle Department of Construction and Inspections (SDCI) for tenant outreach, education, organizing and other services.

The 2021 Proposed Budget would appropriate \$615,000 for tenant services grants. Those grants fund services such as tenant education, eviction defense, case management, and tenant counseling. Grantees in 2020, include, but are not limited to, the Housing Justice Project, Interim CDA, Solid Ground, LGBTQ Allyship, the Tenants Union, and United Indians of All Tribes. The 2020 Adopted Budget appropriated \$905,000, \$290,000 of which were one-time appropriations. The Council anticipates an increased demand for tenant services in 2021 with the potential lifting of the pandemic-related residential eviction moratorium.

2021 Seattle City Council Budget Action

Council Budget Action: Agenda

Tab	Action	Option	Version
SDCI	004	A	003

Budget Action Transactions

#	Transaction Description	Position Title	Number of Positions	FTE	Dept	BSL	Fund	Year	Revenue Amount	Expenditure Amount
1	Add funding for tenant services and outreach		0	0	SDCI - CI000	SDCI - BO-CI-U2400 - Compliance	00100 - General Fund	2021	\$0	\$500,000



Legislation Text

File #: SLI SDCI-005-A-003, **Version:** 1

2021 Seattle City Council Statement of Legislative Intent

Council Budget Action: Agenda

Tab	Action	Option	Version
SDCI	005	A	003

Budget Action Title: Report by SDCI on transferable rental histories

Ongoing: Yes

Has Attachment: No

Primary Sponsor: Kshama Sawant

Council Members: Lisa Herbold, Tammy Morales, Debora Juarez, Andrew Lewis, Lorena González

Staff Analyst: Ketil Freeman

Date		Total	LH	TM	KS	AP	DJ	DS	AL	BC	LG
	Yes	0									
	No	0									
	Abstain	0									
	Absent	0									

Statement of Legislative Intent:

This Statement of Legislative Intent would request that the Seattle Department of Construction and Inspections report to the Sustainability and Renters' Rights Committee on (1) a proposed design for an administrative structure and (2) an estimate of associated costs for the City to maintain transferable rental history background check reports.

The information in the report would inform legislation establishing a structure to allow rental histories to be transferrable. This would allow prospective tenants who have paid for a background check to reuse the results for each house or apartment for which they make an application. It would also allow the City to set policy for what is and is not acceptable content for a background check. For example, the Council may choose to allow renters to remove attempted evictions that were not upheld by the court from their rental histories.

Responsible Council Committee(s):

Sustainability & Renters' Rights

Date Due to Council:

April 1, 2021



Legislation Text

File #: SLI SDCI-006-A-003, **Version:** 1

2021 Seattle City Council Statement of Legislative Intent

Council Budget Action: Agenda

Tab	Action	Option	Version
SDCI	006	A	003

Budget Action Title: Report by SDCI on standard residential lease terms

Ongoing: Yes

Has Attachment: No

Primary Sponsor: Kshama Sawant

Council Members: Lisa Herbold, Tammy Morales, Andrew Lewis, Lorena González

Staff Analyst: Ketil Freeman

Date		Total	LH	TM	KS	AP	DJ	DS	AL	BC	LG
	Yes	0									
	No	0									
	Abstain	0									
	Absent	0									

Statement of Legislative Intent:

This Statement of Legislative Intent would request that the Seattle Department of Construction and Inspections (SDCI) work with the Seattle Renters Commission to draft standard terms appropriate for all residential leases and report on those recommended terms to the Sustainability and Renters' Rights Committee. The report should be developed with input from organizations representing renters and landlords.

The information in the report would inform a legislation requiring all residential leases to contain those standard terms. Establishing standard terms would allow Council to set policy preventing residential leases with abusive terms.

Responsible Council Committee(s):

Sustainability & Renters' Rights

Date Due to Council:

April 1, 2021



Legislation Text

File #: CBA SDCI-007-B-002, **Version:** 1

2021 Seattle City Council Budget Action

Council Budget Action: Agenda

Tab	Action	Option	Version
SDCI	007	B	002

Budget Action Title: Add \$460,000 GF to SDCI for eviction legal defense

Ongoing: Yes Has Budget Proviso: No

Has CIP Amendment: No Has Attachment: No

Primary Sponsor: Kshama Sawant

Council Members: Tammy Morales, Andrew Lewis, Lorena González

Staff Analyst: Ketil Freeman

Council Bill or Resolution:

Date		Total	LH	TM	KS	AP	DJ	DS	AL	BC	LG
	Yes	0									
	No	0									
	Abstain	0									
	Absent	0									

Summary of Dollar Effect

See the following pages for detailed technical information

	2021 Increase (Decrease)	2022 Increase (Decrease)
General Fund		
General Fund Revenues	\$0	
General Fund Expenditures	\$460,000	
Net Balance Effect	\$(460,000)	
Total Budget Balance Effect	\$(460,000)	

Budget Action Description:

This Council Budget Action would add \$460,000 GF to the Seattle Department of Construction and Inspections to contract with a renter eviction defense organization, such as the Housing Justice Project (HJP) of the King County Bar Association, to provide free legal defense for any renter facing eviction in Seattle.

The HJP indicates that there are about 1,200 eviction court filings each year in Seattle, not counting un-filed evictions or pre-eviction notices. A \$460,000 appropriation would fund approximately four eviction defense attorneys or three attorneys and one support staff.

The Housing Justice Project estimates a 56 percent overall success rate since 2019 in keeping tenants housed, up from less than 24 percent two years ago when the Council began funding eviction legal defense. Studies indicate that evictions could increase in 2021 as pandemic-related eviction moratoria

2021 Seattle City Council Budget Action

Council Budget Action: Agenda

Tab	Action	Option	Version
SDCI	007	B	002

expire.

In 2020, SDCI issued grants totaling \$340,000 to the Housing Justice Project and the Tenant Law Center to provide services including eviction defense. Those grants were funded, in part, by a one-time appropriation of \$230,000 GF.

Budget Action Transactions

#	Transaction Description	Position Title	Number of Positions	FTE	Dept	BSL	Fund	Year	Revenue Amount	Expenditure Amount
1	Add appropriation for eviction legal defense		0	0	SDCI - CI000	SDCI - BO-CI-U2400 - Compliance	00100 - General Fund	2021	\$0	\$460,000



Legislation Text

File #: SLI SDCI-010-B-002, **Version:** 1

2021 Seattle City Council Statement of Legislative Intent

Council Budget Action: Agenda

Tab	Action	Option	Version
SDCI	010	B	002

Budget Action Title: Report by SDCI and OH on Mandatory Housing Affordability Program production

Ongoing: Yes Has Attachment: No

Primary Sponsor: Alex Pedersen

Council Members: Lisa Herbold, Kshama Sawant, Andrew Lewis

Staff Analyst: Ketil Freeman

Date		Total	LH	TM	KS	AP	DJ	DS	AL	BC	LG
	Yes	0									
	No	0									
	Abstain	0									
	Absent	0									

Statement of Legislative Intent:

This Statement of Legislative Intent would request that the Seattle Department of Construction and Inspections (SDCI) and the Office of Housing (OH) report to the Council's Finance and Housing Committee on payment and performance to-date under the Mandatory Housing Affordability program.

This reporting is consistent with the requirements of Ordinance 125108, which states, "[i]f the Council determines that developers of projects, other than smaller projects and projects inside of the Downtown and South Lake Union Urban Centers, favor the payment option, the Council will consider raising payment amounts to avoid a bias towards payment, consistent with statutory authority. Units produced under the mandatory housing affordability program provided in Chapter 23.58C shall be measured as net new units. Existing rent- and income-restricted affordable units demolished for development subject to the program are subtracted from the target production."

The report should (1) detail the option selected at the Master Use Permit stage for all projects, (2) distinguish smaller projects and those located inside the Downtown and South Lake Union Urban Centers from all other projects, and (3) quantify the percentage of larger projects outside of the Downtown and South Lake Union Urban Centers that selected performance (i.e. development of affordable units in the project) versus those that selected to make an in-lieu payment.

This report is in addition to the annual Incentive Zoning and Mandatory Housing Affordability Report provided by the Office of Housing.

Responsible Council Committee(s):

Finance & Housing

Date Due to Council: February 1, 2021



Legislation Text

File #: CBA SDOT-001-B-002, **Version:** 1

2021 Seattle City Council Budget Action

Council Budget Action: Agenda

Tab	Action	Option	Version
SDOT	001	B	002

Budget Action Title: Add \$100,000 of General Fund to SDOT for a Public Life Study of Capitol Hill

Ongoing: No Has Budget Proviso: No

Has CIP Amendment: No Has Attachment: No

Primary Sponsor: Lorena González

Council Members: Kshama Sawant, Dan Strauss

Staff Analyst: Calvin Chow

Council Bill or Resolution:

Date		Total	LH	TM	KS	AP	DJ	DS	AL	BC	LG
	Yes	0									
	No	0									
	Abstain	0									
	Absent	0									

Summary of Dollar Effect

See the following pages for detailed technical information

	2021 Increase (Decrease)	2022 Increase (Decrease)
General Fund		
General Fund Revenues	\$0	
General Fund Expenditures	\$100,000	
Net Balance Effect	\$(100,000)	
Total Budget Balance Effect	\$(100,000)	

Budget Action Description:

This Council Budget Action would add \$100,000 of General Fund to the Seattle Department of Transportation (SDOT) for a neighborhood-focused public life study of Capitol Hill to be delivered in partnership with one or more community organizations, such as the Capitol Hill EcoDistrict. This funding is intended to support community engagement, community-based design, planning, and visioning efforts for Capitol Hill. Previously, Council authorized \$150,000 for this purpose in the 2020 Adopted Budget using anticipated Transportation Network Company Tax proceeds which have not materialized in 2020.

A public life study seeks to evaluate and characterize the use of public space (i.e., how public space is being used and by whom) to provide insight into how design, activation, social behavior, built environment, and urban form influence public activity. SDOT's 2018 Public Life Study evaluated 108 block faces across the city, including four locations in Capitol Hill.

2021 Seattle City Council Budget Action

Council Budget Action: Agenda

Tab	Action	Option	Version
SDOT	001	B	002

Budget Action Transactions

#	Transaction Description	Position Title	Number of Positions	FTE	Dept	BSL	Fund	Year	Revenue Amount	Expenditure Amount
1	Add funding for a Public Life Study of Capitol Hill		0	0	SDOT - TR000	SDOT - BO-TR-17003 - Mobility Operations	00100 - General Fund	2021	\$0	\$100,000



Legislation Text

File #: CBA SDOT-003-B-002, **Version:** 1

2021 Seattle City Council Budget Action

Council Budget Action: Agenda

Tab	Action	Option	Version
SDOT	003	B	002

Budget Action Title: Add \$777,000 of REET I Capital Projects Fund to SDOT for the Thomas Street Redesigned (MC-TR-C105) CIP Project

Ongoing: No Has Budget Proviso: No

Has CIP Amendment: Yes Has Attachment: Yes

Primary Sponsor: Andrew Lewis

Council Members: Kshama Sawant, Debora Juarez, Dan Strauss, Lorena González

Staff Analyst: Calvin Chow

Council Bill or Resolution:

Date		Total	LH	TM	KS	AP	DJ	DS	AL	BC	LG
	Yes	0									
	No	0									
	Abstain	0									
	Absent	0									

Summary of Dollar Effect

See the following pages for detailed technical information

	2021 Increase (Decrease)	2022 Increase (Decrease)
General Fund		
General Fund Revenues	\$0	
General Fund Expenditures	\$0	
Net Balance Effect	\$0	
Other Funds		
REET I Capital Fund (30010)		
Expenditures	\$777,000	
Net Balance Effect	\$(777,000)	
Total Budget Balance Effect	\$(777,000)	

Budget Action Description:

This proposal would add \$777,000 of Real Estate Excise Tax I (REET I) Capital Projects Fund to the Seattle Department of Transportation (SDOT) for the Thomas Street Redesigned (MC-TR-C105) CIP Project. The project makes improvements to Thomas St from 5th Ave N to Dexter Ave N, including but not limited to:

2021 Seattle City Council Budget Action

Council Budget Action: Agenda

Tab	Action	Option	Version
SDOT	003	B	002

(1) a half block closure of 5th Ave N and Thomas St to create a public plaza adjacent to the Seattle Center skatepark;

(2) a 36' wide pedestrian and bicycle promenade from 5th Ave N to Dexter Ave N; and

(3) a protected intersection at Dexter Ave N and Thomas St.

Previously, Council authorized funding for this purpose in the 2020 Adopted Budget using anticipated Transportation Network Company Tax proceeds which have not materialized in 2020.

This Council Budget Action utilizes REET I funds identified in the City Budget Office's November revenue update.

The impact of this Council Budget Action on the Thomas Street Redesigned CIP page is shown in Attachment A.

Budget Action Transactions

#	Transaction Description	Position Title	Number of Positions	FTE	Dept	BSL	Fund	Year	Revenue Amount	Expenditure Amount
1	Add funding for the Thomas Street Redesigned project.		0	0	SDOT - TR000	SDOT - BC-TR-19003 - Mobility-Capital	30010 - REET I Capital Fund	2021	\$0	\$777,000

Thomas Street Redesigned

Project No:	MC-TR-C105	BSL Code:	BC-TR-19003
Project Type:	Discrete	BSL Name:	Mobility-Capital
Project Category:	Improved Facility	Location:	Thomas St. from 5th Ave N to Dexter Ave N
Current Project Stage:	Stage 3 - Design	Council District:	Council District 7
Start/End Date:	2020 - 2022	Neighborhood District:	
Total Project Cost:	\$3,073	Urban Village:	Uptown

The project makes improvements to Thomas St from 5th Ave N to Dexter Ave N, including, but not limited to: (1) a half block closure of 5th Ave N and Thomas St to create a public plaza adjacent to the Seattle Center skate park, (2) a 36' wide pedestrian and bicycle promenade from 5th Ave N to Dexter Ave N, and (3) a protected intersection at Dexter Ave N and Thomas St.

Resources	LTD Actuals	2020 Revised	2021	2022	2023	2024	2025	2026	Total
General Fund	-	510	-	-	-	-	-	-	510
Landscape Conservation & Local Infrastructure Program	-	2,090	-	-	-	-	-	-	2,090
<u>Real Estate Excise Tax I</u>	<u>-</u>	<u>-</u>	<u>777</u>	<u>-</u>	<u>-</u>	<u>-</u>	<u>-</u>	<u>-</u>	<u>777</u>
Transportation Network Company Revenue	-	473	-	-	-	-	-	-	473
Total:	-	3,073	-	-	-	-	-	-	3,073
			<u>777</u>						<u>3,850</u>
Fund Appropriations / Allocations¹	LTD Actuals	2020 Revised	2021	2022	2023	2024	2025	2026	Total
General Fund	-	983	-	-	-	-	-	-	983
<u>REET I Capital Fund</u>	<u>-</u>	<u>-</u>	<u>777</u>	<u>-</u>	<u>-</u>	<u>-</u>	<u>-</u>	<u>-</u>	<u>777</u>
Transportation Fund	-	2,090	-	-	-	-	-	-	2,090
Total:	-	3,073	-	-	-	-	-	-	3,073
			<u>777</u>						<u>3,850</u>

O&M Impacts: SDOT has individual project budgets for the maintenance of painted markings, signage, signals, bridges and roadway structures, urban forestry, and sidewalks and pavement; these budgets are constrained by the availability of transportation specific and general funds. The SDOT Asset Management website (<https://www.seattle.gov/transportation/about-sdot/asset-management>) provides unconstrained operational cost forecasting by asset type, typical life cycle and average maintenance cost ranges.



Legislation Text

File #: CBA SDOT-004-B-002, **Version:** 1

2021 Seattle City Council Budget Action

Council Budget Action: Agenda

Tab	Action	Option	Version
SDOT	004	B	002

Budget Action Title: Add \$500,000 of REET I Capital Projects Fund to SDOT for the Route 44 Transit-Plus Multimodal Corridor (MC-TR-C078) CIP Project

Ongoing: No Has Budget Proviso: No

Has CIP Amendment: Yes Has Attachment: Yes

Primary Sponsor: Dan Strauss

Council Members: Tammy Morales, Kshama Sawant, Alex Pedersen, Andrew Lewis, Lorena González

Staff Analyst: Calvin Chow

Council Bill or Resolution:

Date		Total	LH	TM	KS	AP	DJ	DS	AL	BC	LG
	Yes	0									
	No	0									
	Abstain	0									
	Absent	0									

Summary of Dollar Effect

See the following pages for detailed technical information

	2021 Increase (Decrease)	2022 Increase (Decrease)
General Fund		
General Fund Revenues	\$0	
General Fund Expenditures	\$0	
Net Balance Effect	\$0	
Other Funds		
REET I Capital Fund (30010)		
Expenditures	\$500,000	
Net Balance Effect	\$(500,000)	
Total Budget Balance Effect	\$(500,000)	

Budget Action Description:

This proposal would add \$500,000 of Real Estate Excise Tax I (REET I) Capital Projects Fund to the Seattle Department of Transportation (SDOT) for the Route 44 Transit-Plus Multimodal Corridor (MC-TR-C078) CIP Project. The project makes improvements along the Route 44 between the University of Washington, Wallingford, and Ballard and may fund bus lanes, pedestrian improvements, channelization changes, signal modifications, transit signal priority, and new adaptive signals.

2021 Seattle City Council Budget Action

Council Budget Action: Agenda

Tab	Action	Option	Version
SDOT	004	B	002

The 2021-2026 Proposed CIP reduced overall spending for this project by \$1 million. This Council Budget Action would restore \$500,000 for this project.

This Council Budget Action utilizes REET I funds identified in the City Budget Office's November revenue update.

The impact of this Council Budget Action on the Route 44 Transit-Plus Multimodal Corridor CIP page is shown in Attachment A.

Budget Action Transactions

#	Transaction Description	Position Title	Number of Positions	FTE	Dept	BSL	Fund	Year	Revenue Amount	Expenditure Amount
1	Add funding for the Route 44 Transit-Plus Multimodal Corridor Project		0	0	SDOT - TR000	SDOT - BC-TR-19003 - Mobility-Capital	30010 - REET I Capital Fund	2021	\$0	\$500,000

Route 44 Transit-Plus Multimodal Corridor

Project No:	MC-TR-C078	BSL Code:	BC-TR-19003
Project Type:	Discrete	BSL Name:	Mobility-Capital
Project Category:	Improved Facility	Location:	Various
Current Project Stage:	Stage 2 - Initiation, Project Definition, & Planning	Council District:	Multiple
Start/End Date:	2019 - 2023	Neighborhood District:	Multiple
Total Project Cost:	\$14,604 <u>\$15,104</u>	Urban Village:	Multiple

This project will implement speed and reliability improvements along the Route 44 corridor. This project seeks to improve and make reliable the connection between the University of Washington, Wallingford, and Ballard. The project may add bus lanes, pedestrian improvements, channelization changes, signal modifications, transit signal priority, and new adaptive signals.

Resources	LTD Actuals	2020 Revised	2021	2022	2023	2024	2025	2026	Total
Commercial Parking Tax	50	-	-	-	-	-	-	-	50
State Grant Funds	-	4,000	-	-	2,000	-	-	-	6,000
<u>Real Estate Excise Tax I</u>	<u>-</u>	<u>-</u>	<u>500</u>	<u>-</u>	<u>-</u>	<u>-</u>	<u>-</u>	<u>-</u>	<u>500</u>
Transportation Move Seattle Levy - Lid Lift	590	831	535	984	5,508	106	-	-	8,554
Total:	640	4,831	535 <u>1,035</u>	984	7,508	106	-	-	14,604 <u>15,104</u>

Fund Appropriations / Allocations¹	LTD Actuals	2020 Revised	2021	2022	2023	2024	2025	2026	Total
Move Seattle Levy Fund	590	831	535	984	5,508	106	-	-	8,554
<u>REET I Capital Fund</u>	<u>-</u>	<u>-</u>	<u>500</u>	<u>-</u>	<u>-</u>	<u>-</u>	<u>-</u>	<u>-</u>	<u>500</u>
Transportation Fund	50	4,000	-	-	2,000	-	-	-	6,050
Total:	640	4,831	535 <u>1,035</u>	984	7,508	106	-	-	14,604 <u>15,104</u>

O&M Impacts: SDOT has individual project budgets for the maintenance of painted markings, signage, signals, bridges and roadway structures, urban forestry, and sidewalks and pavement; these budgets are constrained by the availability of transportation specific and general funds. The SDOT Asset Management website (<https://www.seattle.gov/transportation/about-sdot/asset-management>) provides unconstrained operational cost forecasting by asset type, typical lifecycle and average maintenance cost ranges.



Legislation Text

File #: CBA SDOT-005-B-002, **Version:** 1

2021 Seattle City Council Budget Action

Council Budget Action: Agenda

Tab	Action	Option	Version
SDOT	005	B	002

Budget Action Title: Add \$5.2 million of REET I Capital Projects Fund to SDOT for the Georgetown to South Park Trail (MC-TR-C096) CIP Project

Ongoing: No Has Budget Proviso: No

Has CIP Amendment: Yes Has Attachment: Yes

Primary Sponsor: Tammy Morales

Council Members: Lisa Herbold, Kshama Sawant, Dan Strauss

Staff Analyst: Calvin Chow

Council Bill or Resolution:

Date		Total	LH	TM	KS	AP	DJ	DS	AL	BC	LG
	Yes	0									
	No	0									
	Abstain	0									
	Absent	0									

Summary of Dollar Effect

See the following pages for detailed technical information

	2021 Increase (Decrease)	2022 Increase (Decrease)
General Fund		
General Fund Revenues	\$0	
General Fund Expenditures	\$0	
Net Balance Effect	\$0	
Other Funds		
REET I Capital Fund (30010)		
Expenditures	\$5,200,000	
Net Balance Effect	\$(5,200,000)	
Total Budget Balance Effect	\$(5,200,000)	

Budget Action Description:

This Council Budget Action would add \$5.2 million of Real Estate Excise Tax I (REET I) Capital Projects Fund to the Seattle Department of Transportation (SDOT) for the Georgetown to South Park Trail (MC-TR-C096) CIP Project. In the 2018-2023 Adopted CIP, Council allocated \$600,000 for design of this project and identified a \$1.8 million placeholder for future construction.

2021 Seattle City Council Budget Action

Council Budget Action: Agenda

Tab	Action	Option	Version
SDOT	005	B	002

SDOT has completed 90% design on the project and estimates the project construction cost at \$6.8 million. SDOT has identified \$1.6 million of potential grants to support construction in 2021, leaving a funding gap of \$5.2 million. This proposal would fund construction of this project.

This Council Budget Action utilizes REET I funds identified in the City Budget Office's November revenue update.

The impact of this Council Budget Action on the Georgetown to South Park Trail CIP page is shown in Attachment A.

Budget Action Transactions

#	Transaction Description	Position Title	Number of Positions	FTE	Dept	BSL	Fund	Year	Revenue Amount	Expenditure Amount
1	Add funding for the Georgetown to South Park Trail project		0	0	SDOT - TR000	SDOT - BC-TR-19003 - Mobility-Capital	30010 - REET I Capital Fund	2021	\$0	\$5,200,000

Georgetown to South Park Trail

Project No:	MC-TR-C096	BSL Code:	BC-TR-19003
Project Type:	Discrete	BSL Name:	Mobility-Capital
Project Category:	New Facility	Location:	Various
Current Project Stage:	Stage 2 - Initiation, Project Definition, & Planning	Council District:	Multiple
Start/End Date:	2018 - 2021	Neighborhood District:	Greater Duwamish
Total Project Cost:	\$2,400 <u>\$7,400</u>	Urban Village:	South Park

This project will create a walkable, bikeable path uniting the Georgetown and South Park neighborhoods. The path will enhance walkability between Georgetown and South Park's historic Main Streets. ~~Funding covers preliminary engineering, design, and outreach.~~

Resources	LTD Actuals	2020 Revised	2021	2022	2023	2024	2025	2026	Total
Commercial Parking Tax	202	398	-	-	-	-	-	-	600
Real Estate Excise Tax I	-	-	5,200	-	-	-	-	-	5,200
Total:	202	398	- <u>5,200</u>	-	-	-	-	-	600 <u>5,800</u>
Fund Appropriations / Allocations¹	LTD Actuals	2020 Revised	2021	2022	2023	2024	2025	2026	Total
Transportation Fund	202	398	-	-	-	-	-	-	600
REET I Capital Fund	-	-	5,200	-	-	-	-	-	5,200
Total:	202	398	- <u>5,200</u>	-	-	-	-	-	600 <u>5,800</u>
Unsecured Funding:	LTD Actuals	2020 Revised	2021	2022	2023	2024	2025	2026	Total
To Be Determined	-	-	- <u>1,600</u>	-	<u>1,800</u> -	-	-	-	<u>1,800</u> <u>1,600</u>
Total:	-	-	- <u>1,600</u>	-	<u>1,800</u> -	-	-	-	1,800 <u>1,600</u>

Unsecured Funding Strategy: ~~Current funding provides for preliminary engineering, design and outreach. SDOT will evaluate the project for future funding opportunities following the preliminary planning and design phase. SDOT will seek external grants to fund construction of this project.~~

O&M Impacts: SDOT has individual project budgets for the maintenance of painted markings, signage, signals, bridges and roadway structures, urban forestry, and sidewalks and pavement; these budgets are constrained by the availability of transportation specific and general funds. The SDOT Asset Management website (<https://www.seattle.gov/transportation/about-sdot/asset-management>) provides unconstrained operational cost forecasting by asset type, typical lifecycle and average maintenance cost ranges.



Legislation Text

File #: CBA SDOT-006-B-002, **Version:** 1

2021 Seattle City Council Budget Action

Council Budget Action: Agenda

Tab	Action	Option	Version
SDOT	006	B	002

Budget Action Title: Add \$943,000 of REET I Capital Projects Fund in SDOT for the Route 7 Transit-Plus Multimodal Corridor Project (MC-TR-C053) CIP Project

Ongoing: No Has Budget Proviso: No

Has CIP Amendment: Yes Has Attachment: Yes

Primary Sponsor: Tammy Morales

Council Members: Kshama Sawant, Alex Pedersen, Dan Strauss, Andrew Lewis, Lorena González

Staff Analyst: Calvin Chow

Council Bill or Resolution:

Date		Total	LH	TM	KS	AP	DJ	DS	AL	BC	LG
	Yes	0									
	No	0									
	Abstain	0									
	Absent	0									

Summary of Dollar Effect

See the following pages for detailed technical information

	2021 Increase (Decrease)	2022 Increase (Decrease)
General Fund		
General Fund Revenues	\$0	
General Fund Expenditures	\$0	
Net Balance Effect	\$0	
Other Funds		
REET I Capital Fund (30010)		
Expenditures	\$943,000	
Net Balance Effect	\$(943,000)	
Total Budget Balance Effect	\$(943,000)	

Budget Action Description:

This Council Budget Action would add \$943,000 of Real Estate Excise Tax I (REET I) Capital Projects Fund for sidewalk improvements along Rainier Ave S as part of the Route 7 Transit-Plus Multimodal Corridor Project (MC-TR-C053). Funding for these project elements was removed in the 2021-2026 Proposed CIP.

2021 Seattle City Council Budget Action

Council Budget Action: Agenda

Tab	Action	Option	Version
SDOT	006	B	002

This proposal would restore funding for the following sidewalk improvements:

- (1) \$96,000 for S Walden St/ Rainier Ave S intersection spot sidewalk repair.
- (2) \$291,000 for Rainier Ave S from S Dearborn St to S Massachusetts St spot sidewalk repair.
- (3) \$146,000 for Rainier Ave S from S Mt Baker Blvd to S Walden St spot sidewalk repair.
- (4) \$162,000 for Rainier Ave S and Letitia Ave S from S Charlestown St to S Adams St spot sidewalk repair.
- (5) \$248,000 for Rainier Ave S from 39th Ave S to S Findlay St spot sidewalk repair.

SDOT has restored an additional sidewalk segment (Eastbound I-90 Ramp on Rainier Ave S spot sidewalk repair) to the project scope using existing budget authority.

This Council Budget Action utilizes REET I funds identified in the City Budget Office's November revenue update.

The impact of this Council Budget Action on the Route 7 Transit-Plus Multimodal Corridor CIP page is shown in Attachment A.

Budget Action Transactions

#	Transaction Description	Position Title	Number of Positions	FTE	Dept	BSL	Fund	Year	Revenue Amount	Expenditure Amount
1	Add funding for sidewalks in the Route 7 Transit-Plus Multimodal Corridor Project.		0	0	SDOT - TR000	SDOT - BC-TR-19003 - Mobility-Capital	30010 - REET I Capital Fund	2021	\$0	\$943,000

Route 7 Transit-Plus Multimodal Corridor Project

Project No:	MC-TR-C053	BSL Code:	BC-TR-19003
Project Type:	Discrete	BSL Name:	Mobility-Capital
Project Category:	Improved Facility	Location:	Rainier AVE Ave S
Current Project Stage:	Stage 3 - Design	Council District:	Council District 3 Multiple
Start/End Date:	2016 - 2022	Neighborhood District:	Multiple
Total Project Cost:	\$7,518 \$8,461	Urban Village:	Multiple

This project, in partnership with King County Metro, will make street improvement on Rainier Ave which could include key features: dedicated bus lanes and queue jumps; and improvements to crossings and transit connections to help people access transit safely.

Resources	LTD Actuals	2020 Revised	2021	2022	2023	2024	2025	2026	Total
Commercial Parking Tax	-	9	-	-	-	-	-	-	9
Real Estate Excise Tax I	-	-	943	-	-	-	-	-	943
Real Estate Excise Tax II	11	-	-	-	-	-	-	-	11
Transportation Move Seattle Levy - Lid Lift	2,726	799	2,088	1,886	-	-	-	-	7,499
Total:	2,737	807	2,088 3,031	1,886	-	-	-	-	7,518 8,461

Fund Appropriations / Allocations¹	LTD Actuals	2020 Revised	2021	2022	2023	2024	2025	2026	Total
Move Seattle Levy Fund	2,726	799	2,088	1,886	-	-	-	-	7,499
REET I Capital Fund	-	-	943	-	-	-	-	-	943
REET II Capital Fund	11	-	-	-	-	-	-	-	11
Transportation Fund	-	9	-	-	-	-	-	-	9
Total:	2,737	807	2,088 3,031	1,886	-	-	-	-	7,518 8,461

O&M Impacts: SDOT has individual project budgets for the maintenance of painted markings, signage, signals, bridges and roadway structures, urban forestry, and sidewalks and pavement; these budgets are constrained by the availability of transportation specific and general funds. The SDOT Asset Management website (<https://www.seattle.gov/transportation/about-sdot/asset-management>) provides unconstrained operational cost forecasting by asset type, typical lifecycle and average maintenance cost ranges.



Legislation Text

File #: CBA SDOT-007-B-002, **Version:** 1

2021 Seattle City Council Budget Action

Council Budget Action: Agenda

Tab	Action	Option	Version
SDOT	007	B	002

Budget Action Title: Add \$400,000 of General Fund to SDOT for the Bike Master Plan - Protected Bike Lanes (MC-TR-C062) CIP Project

Ongoing: No Has Budget Proviso: No

Has CIP Amendment: Yes Has Attachment: Yes

Primary Sponsor: Tammy Morales

Council Members: Kshama Sawant, Dan Strauss

Staff Analyst: Calvin Chow

Council Bill or Resolution:

Date		Total	LH	TM	KS	AP	DJ	DS	AL	BC	LG
	Yes	0									
	No	0									
	Abstain	0									
	Absent	0									

Summary of Dollar Effect

See the following pages for detailed technical information

	2021 Increase (Decrease)	2022 Increase (Decrease)
General Fund		
General Fund Revenues	\$0	
General Fund Expenditures	\$400,000	
Net Balance Effect	\$(400,000)	
Total Budget Balance Effect	\$(400,000)	

Budget Action Description:

This Council Budget Action would add \$400,000 of General Fund to the Seattle Department of Transportation (SDOT) for the Bike Master Plan - Protected Bike Lanes (MC-TR-C062) CIP Project to support two projects serving South Seattle:

- (1) \$350,000 for feasibility, planning, and preliminary design of the Georgetown to Downtown bicycle connection.
- (2) \$50,000 for feasibility and planning of the MLK Jr Way S (Rainier Ave S to S Henderson St) bicycle connection.

SDOT's work on the Georgetown to Downtown bicycle connection is currently paused. SDOT estimates that this project will require \$1.35 million for design and \$3.15 million for construction.

2021 Seattle City Council Budget Action

Council Budget Action: Agenda

Tab	Action	Option	Version
SDOT	007	B	002

SDOT's work on the MLK Jr Way S bicycle (Rainier Ave S to S Henderson St) is currently paused. SDOT estimates that this project will require \$2.8 million for design and \$6.7 million for construction.

The impact of this Council Budget Action on the Bike Master Plan - Protected Bike Lanes CIP page is shown in Attachment A.

Budget Action Transactions

#	Transaction Description	Position Title	Number of Positions	FTE	Dept	BSL	Fund	Year	Revenue Amount	Expenditure Amount
1	Add funding for Bike Master Plan - Protected Bike Lanes project.		0	0	SDOT - TR000	SDOT - BC-TR-19003 - Mobility-Capital	00100 - General Fund	2021	\$0	\$400,000

Bike Master Plan - Protected Bike Lanes

Project No:	MC-TR-C062	BSL Code:	BC-TR-19003
Project Type:	Ongoing	BSL Name:	Mobility-Capital
Project Category:	Improved Facility	Location:	Citywide
Current Project Stage:	N/A	Council District:	Multiple
Start/End Date:	N/A	Neighborhood District:	Multiple
Total Project Cost:	N/A	Urban Village:	Multiple

This ongoing program implements the Seattle Bicycle Master Plan. Typical improvements may include installing protected bike lanes, bike lanes and sharrows, bicycle route signing, completing key links in the urban trails network, adding bicycle/pedestrian signals to complete the network, and reconstructing key sections of the trails. The goals of the program are to increase bicycle safety and access while reducing bicycle crashes. This program includes funding for street improvement and trail construction and is consistent with the focus in the City's Transportation Strategic Plan (TSP) on encouraging walking and biking. The Accelerated Move Seattle Levy - Lid Lift Revenues represent spending that is in excess of available levy funds; consequently, Move Seattle appropriations are reduced in future years so that the total Move Seattle funding and expenditures are balanced over the nine years of the levy. LTD actuals may include the BMP spot improvements, Urban Trails, and Neighborhood Greenways, which were previously combined with this project's budget.

Resources	LTD Actuals	2020 Revised	2021	2022	2023	2024	2025	2026	Total
City Light Fund Revenues	8	417	-	-	-	-	-	-	424
Commercial Parking Tax	1,359	(197)	-	-	-	-	-	-	1,162
Developer Mitigation	-	1,600	-	-	-	-	-	-	1,600
Drainage and Wastewater Rates	147	-	-	-	-	-	-	-	147
Federal Grant Funds	5,764	5,248	-	-	-	-	-	-	11,011
General Fund	1,100	-	- 400	-	-	-	-	-	- 1,400 1,500
Interdepartmental Transfer	-	-	-	-	-	-	-	-	-
Private Funding/Donations	10	-	-	-	-	-	-	-	10
Public Benefit Payment	316	(316)	600	1,000	14,000	400	-	-	16,000
Real Estate Excise Tax I	400	-	-	-	-	-	-	-	400
Real Estate Excise Tax II	437	8	-	-	-	-	-	-	444
Rubble Yard Proceeds	346	-	-	-	-	-	-	-	346
State Gas Taxes - Arterial City Street Fund	-	-	-	-	-	-	-	-	-
State Gas Taxes - City Street Fund	1,298	9,916	-	-	-	-	-	-	11,215
State Grant Funds	86	493	-	-	-	-	-	-	579
Transportation Funding Package - Lid Lift	23,944	-	-	-	-	-	-	-	23,944
Transportation Move Seattle Levy - Lid Lift	27,784	5,812	3,058	4,032	1,592	1,966	-	-	44,244
Transportation Network Company Revenue	-	-	300	-	-	-	-	-	300
User Fees	1,628	(432)	-	-	-	-	-	-	1,196
Vehicle Licensing Fees	5,631	1,423	1,293	1,325	1,358	-	-	-	11,029
Total:	70,256	23,971	5,254 5,651	6,356	16,950	2,366	-	-	125,154 125,551
Fund Appropriations / Allocations ¹	LTD Actuals	2020 Revised	2021	2022	2023	2024	2025	2026	Total
Bridging The Gap Levy Fund	23,944	-	-	-	-	-	-	-	23,944
General Fund	1,100	-	300 700	-	-	-	-	-	- 1,400 1,800
Move Seattle Levy Fund	28,004	5,592	3,058	4,032	1,592	1,966	-	-	44,244
REET I Capital Fund	400	-	-	-	-	-	-	-	400
REET II Capital Fund	437	8	-	-	-	-	-	-	444
School Safety Traffic and Pedestrian Improvement Fund	3	(3)	-	-	-	-	-	-	-
Transportation Benefit District Fund	5,632	1,421	1,293	1,325	1,358	-	-	-	11,029
Transportation Fund	10,737	16,953	600	1,000	14,000	400	-	-	43,321

Total:	70,256	23,971	5,254 5,651	6,356	16,950	2,366	-	-	125,154 125,551
Unsecured Funding:	LTD Actuals	2020 Revised	2021	2022	2023	2024	2025	2026	Total
To Be Determined	-	-	-	-	-	191	9,227	9,829	19,247
Total:	-	-	-	-	-	191	9,227	9,829	19,247

Unsecured Funding Strategy: SDOT will evaluate deliverables, prioritize and scale projects to the extent feasible, and continue to pursue grant and partnership opportunities to resolve potential funding deficits. Funding for this program beyond 2024 is dependent upon a future voter approved levy.

O&M Impacts: SDOT has individual project budgets for the maintenance of painted markings, signage, signals, bridges and roadway structures, urban forestry, and sidewalks and pavement; these budgets are constrained by the availability of transportation specific and general funds. The SDOT Asset Management website (<https://www.seattle.gov/transportation/about-sdot/asset-management>) provides unconstrained operational cost forecasting by asset type, typical lifecycle and average maintenance cost ranges.



Legislation Text

File #: SLI SDOT-009-B-002, **Version:** 1

2021 Seattle City Council Statement of Legislative Intent

Council Budget Action: Agenda

Tab	Action	Option	Version
SDOT	009	B	002

Budget Action Title: Request that SDOT provide monthly reporting on the West Seattle Bridge Immediate Response program consistent with the July 16, 2020 Mayoral Proclamation of Civil Emergency

Ongoing: Yes Has Attachment: No

Primary Sponsor: Lisa Herbold

Council Members: Alex Pedersen, Debora Juarez, Dan Strauss, Andrew Lewis, Lorena González

Staff Analyst: Calvin Chow

Date		Total	LH	TM	KS	AP	DJ	DS	AL	BC	LG
	Yes	0									
	No	0									
	Abstain	0									
	Absent	0									

Statement of Legislative Intent:

This Statement of Legislative Intent (SLI) requests that the Seattle Department of Transportation (SDOT) provide monthly reporting to the Council regarding the West Seattle Bridge Immediate Response (MC-TR-C110) CIP Project, which includes the West Seattle Bridge repair or replacement and the Reconnecting West Seattle program. With the Mayoral Proclamation of Civil Emergency for the West Seattle Bridge (CF 321750), the Mayor directed SDOT to report monthly to City Council on uses of the emergency powers.

The Council requests that SDOT's report include spending and progress on:

- (1) West Seattle Bridge activities
 - (a) Emergency repairs or response
 - (b) Monitoring and testing of structural stability
 - (c) Shoring and stabilization activities
 - (d) Bridge repair or replacement planning and design
 - (e) Bridge repair or replacement construction
- (2) Lower Spokane Swing Bridge
 - (a) Bridge repairs
 - (b) Bridge strengthening and enhancements
- (3) Maintenance of other bridges in the corridor
- (4) Reconnecting West Seattle program spending
 - (a) Transit service investments
 - (b) Capital projects to support transit
 - (c) Park and ride facilities
 - (d) Support for waterborne service
 - (e) Traffic management improvements
 - (f) Non-motorized facility improvements

2021 Seattle City Council Statement of Legislative Intent

Council Budget Action: Agenda

Tab	Action	Option	Version
SDOT	009	B	002

Responsible Council Committee(s):

Transportation & Utilities

Date Due to Council:

January 31, 2021



Legislation Text

File #: CBA SDOT-900-A-002, **Version:** 1

2021 Seattle City Council Budget Action

Council Budget Action: Agenda

Tab	Action	Option	Version
SDOT	900	A	002

Budget Action Title: Add \$9 million of General Fund to SDOT for debt service to backfill for the reduced 2021 Commercial Parking Tax revenue forecast

Ongoing: No Has Budget Proviso: No

Has CIP Amendment: No Has Attachment: No

Primary Sponsor: Budget Committee

Council Members:

Staff Analyst: Calvin Chow

Council Bill or Resolution:

Date		Total	LH	TM	KS	AP	DJ	DS	AL	BC	LG
	Yes	0									
	No	0									
	Abstain	0									
	Absent	0									

Summary of Dollar Effect

See the following pages for detailed technical information

	2021 Increase (Decrease)	2022 Increase (Decrease)
General Fund		
General Fund Revenues	\$0	
General Fund Expenditures	\$9,000,000	
Net Balance Effect	\$(9,000,000)	
Other Funds		
Transportation Fund (13000)		
Revenues	\$0	
Expenditures	\$(9,000,000)	
Net Balance Effect	\$9,000,000	
Total Budget Balance Effect	\$0	

Budget Action Description:

This Council Budget Action would add \$9 million of General Fund to the Seattle Department of Transportation (SDOT) to pay for debt service and would reduce SDOT's Transportation Fund expenditures for debt service by a corresponding amount. The General Fund revenue would backfill for the revised 2021 Commercial Parking Tax (CPT) revenue forecast provided by the City Budget Office

2021 Seattle City Council Budget Action

Council Budget Action: Agenda

Tab	Action	Option	Version
SDOT	900	A	002

(CBO).

CBO's revised revenue forecast included a \$9.6 million reduction of CPT in 2021. This Council Budget Action anticipates passage of BLG-002-B-001 (amended Third Quarter 2020 Supplemental Appropriations Ordinance) to offset \$600,000 of 2020 CPT expenditures which would provide additional Transportation Fund balance in 2021. Together, these actions would fully offset the projected 2021 CPT reduction.

Budget Action Transactions

#	Transaction Description	Position Title	Number of Positions	FTE	Dept	BSL	Fund	Year	Revenue Amount	Expenditure Amount
1	Add General Fund to backfill for reduced Commercial Parking Tax forecast		0	0	SDOT - TR000	SDOT - BO-TR-18002 - General Expense	00100 - General Fund	2021	\$0	\$9,000,000
2	Reduce Transportation Fund due to reduced 2020 Commercial Parking Tax		0	0	SDOT - TR000	SDOT - BO-TR-18002 - General Expense	13000 - Transportation Fund	2021	\$0	\$(9,000,000)



SEATTLE CITY COUNCIL

600 Fourth Ave. 2nd Floor
Seattle, WA 98104

Legislation Text

File #: CBA SDOT-901-A-002, **Version:** 1

2021 Seattle City Council Budget Action

Council Budget Action: Agenda

Tab	Action	Option	Version
SDOT	901	A	002

Budget Action Title: Transfer \$9 million of General Fund to the School Safety Traffic and Pedestrian Improvement Fund to backfill for the reduced 2021 School Zone Camera revenue forecast

Ongoing: No Has Budget Proviso: No

Has CIP Amendment: No Has Attachment: No

Primary Sponsor: Budget Committee

Council Members:

Staff Analyst: Calvin Chow

Council Bill or Resolution:

Date		Total	LH	TM	KS	AP	DJ	DS	AL	BC	LG
	Yes	0									
	No	0									
	Abstain	0									
	Absent	0									

Summary of Dollar Effect

See the following pages for detailed technical information

	2021 Increase (Decrease)	2022 Increase (Decrease)
General Fund		
General Fund Revenues	\$0	
General Fund Expenditures	\$9,000,000	
Net Balance Effect	\$(9,000,000)	
Other Funds		
School Safety Traffic and Pedestrian Improvement Fund (18500)		
Revenues	\$9,000,000	
Expenditures	\$0	
Net Balance Effect	\$9,000,000	
Total Budget Balance Effect	\$0	

Budget Action Description:

This Council Budget Action would transfer \$9 million of General Fund to the School Safety Traffic and Pedestrian Improvement (SSTPI) Fund. The General Fund revenue would backfill for the revised 2021 School Zone Camera revenue forecast provided by the City Budget Office (CBO).

2021 Seattle City Council Budget Action

Council Budget Action: Agenda

Tab	Action	Option	Version
SDOT	901	A	002

CBO's revised revenue forecast identified a \$9.2 million reduction of School Zone Camera revenue to the SSTPI Fund in 2021. The SSTPI Fund financial plan projected an ending 2021 unreserved fund balance of \$1.5 million. Together, this Council Budget Action and use of \$200,000 of unreserved fund balance would fully offset the projected 2021 School Zone Camera revenue reduction.

Budget Action Transactions

#	Transaction Description	Position Title	Number of Positions	FTE	Dept	BSL	Fund	Year	Revenue Amount	Expenditure Amount
1	Transfer funds to SSTPI to backfill for School Zone Camera revenue		0	0	FG - FG000	FG - BR-FG-REVENUE - Finance General - Revenue	00100 - General Fund	2021	\$0	\$9,000,000
2	Transfer in General Fund to offset reduced School Zone Camera revenue		0	0	SDOT - TR000	SDOT - BR-TR-REVENUE - Seattle Department of Transportation - Revenue	18500 - School Safety Traffic and Pedestrian Improvement Fund	2021	\$9,000,000	\$0



Legislation Text

File #: CBA SFD-001-B-002, **Version:** 1

2021 Seattle City Council Budget Action

Council Budget Action: Draft

Tab	Action	Option	Version
SFD	001	B	002

Budget Action Title: Add \$254,000 GF to SFD and \$222,975 GF and personnel to HSD for Health One expansion, exempt SFD from planned fleet reduction.

Ongoing: Yes Has Budget Proviso: No

Has CIP Amendment: No Has Attachment: No

Primary Sponsor: Teresa Mosqueda

Council Members: Lisa Herbold, Kshama Sawant, Alex Pedersen, Debora Juarez, Dan Strauss, Andrew Lewis, Lorena González

Staff Analyst: Carlos Lugo

Council Bill or Resolution:

Date		Total	LH	TM	KS	AP	DJ	DS	AL	BC	LG
	Yes	0									
	No	0									
	Abstain	0									
	Absent	0									

Summary of Dollar Effect

See the following pages for detailed technical information

	2021 Increase (Decrease)	2022 Increase (Decrease)
General Fund		
General Fund Revenues	\$0	
General Fund Expenditures	\$476,976	
Net Balance Effect	\$(476,976)	
Total Budget Balance Effect	\$(476,976)	

Budget Action Description:

This Council Budget Action adds administrative support to the current Health One program and would add a third Health One unit by Q4 in 2021. Specifically, this request:

(1) Adds \$164,000 GF to SFD for overtime/backfill costs to maintain minimum staffing needed to support a third Health One team. The third team should be operational by October 1, 2021.

(2) Adds \$222,975 GF and position authority to HSD for three Senior Counselor positions and one Administrative Specialist III position. The three Sr. Counselor positions start October 1, 2021 and Council requests that individuals filling the Sr. Counselor positions possess case management experience serving people with diverse needs, including chronic conditions experienced by older people and individuals with disabilities, to the SFD Health One program starting in October 2021; The Administrative

2021 Seattle City Council Budget Action

Council Budget Action: Draft

Tab	Action	Option	Version
SFD	001	B	002

Specialist III position starts January 1, 2021 and will support triage/coordination/referrals.

(3) Add \$90,000 GF to SFD to acquire a third Health One vehicle.

(4) Exempts SFD from citywide fleet reduction to offer the Department the flexibility to retrofit vehicles and retain vehicles as needed and if necessary.

Budget Action Transactions

#	Transaction Description	Position Title	Number of Positions	FTE	Dept	BSL	Fund	Year	Revenue Amount	Expenditure Amount
1	Pocket Adjustments		0	0	HSD - HS000	HSD - BO-HS-H6000 - Promoting Healthy Aging	00100 - General Fund	2021	\$0	\$222,976
2	Pocket Adjustments	Admin Spec III	1	1	HSD - HS000	HSD - BO-HS-H6000 - Promoting Healthy Aging	00100 - General Fund	2021	\$0	\$0
3	Pocket Adjustments	Counsrlr,Sr	3	3	HSD - HS000	HSD - BO-HS-H6000 - Promoting Healthy Aging	00100 - General Fund	2021	\$0	\$0
4	Funds for new Health One vehicle		0	0	SFD - FD000	SFD - BO-FD-F3000 - Operations	00100 - General Fund	2021	\$0	\$90,000
5	SFD Overtime/Backfill support for Health One expansion		0	0	SFD - FD000	SFD - BO-FD-F3000 - Operations	00100 - General Fund	2021	\$0	\$164,000



Legislation Text

File #: CBA SFD-002-A-003, **Version:** 1

2021 Seattle City Council Budget Action

Council Budget Action: Agenda

Tab	Action	Option	Version
SFD	002	A	003

Budget Action Title: Add \$383,000 GF to SFD to fund Automated External Defibrillators, Lucas Devices, and Ballistic Sets

Ongoing: No Has Budget Proviso: No

Has CIP Amendment: No Has Attachment: No

Primary Sponsor: Lisa Herbold

Council Members: Kshama Sawant, Alex Pedersen, Debora Juarez, Dan Strauss, Andrew Lewis, Lorena González

Staff Analyst: Greg Doss

Council Bill or Resolution:

Date		Total	LH	TM	KS	AP	DJ	DS	AL	BC	LG
	Yes	0									
	No	0									
	Abstain	0									
	Absent	0									

Summary of Dollar Effect

See the following pages for detailed technical information

	2021 Increase (Decrease)	2022 Increase (Decrease)
General Fund		
General Fund Revenues	\$0	
General Fund Expenditures	\$383,000	
Net Balance Effect	\$(383,000)	
Total Budget Balance Effect	\$(383,000)	

Budget Action Description:

This Council Budget Action (CBA) would add \$383,000 GF to the Seattle Fire Department (SFD) to fund Automated External Defibrillators (AEDs), Lucas Devices, and Ballistic Sets.

AEDs are used to provide an electrical shock in cases of life-threatening cardiac arrhythmias which lead to sudden cardiac arrest. Lucas Devices provide chest compressions (CPR) when it is unsafe for Emergency Medical System crews to do so. Ballistic Sets protect firefighters and paramedics at scenes of violence and allow them to quickly enter these scenes to rescue highly vulnerable patients.

Local 27, SFD's largest fire fighter union, has indicated that the department is underfunded to maintain and replace its complement of AEDs. Union representatives have also indicated that maintaining a properly working AED on every apparatus is one of the most important things needed to save lives in the

2021 Seattle City Council Budget Action

Council Budget Action: Agenda

Tab	Action	Option	Version
SFD	002	A	003

City.

Budget Action Transactions

#	Transaction Description	Position Title	Number of Positions	FTE	Dept	BSL	Fund	Year	Revenue Amount	Expenditure Amount
1	Add \$383,000 to SFD for AEDs, Lucas Devices and Ballistic Sets		0	0	SFD - FD000	SFD - BO-FD-F3000 - Operations	00100 - General Fund	2021	\$0	\$383,000



Legislation Text

File #: CBA SFD-003-A-003, **Version:** 1

2021 Seattle City Council Budget Action

Council Budget Action: Agenda

Tab	Action	Option	Version
SFD	003	A	003

Budget Action Title: Add \$1.6 million GF to SFD to restore recruit class and testing cuts

Ongoing: No Has Budget Proviso: No

Has CIP Amendment: No Has Attachment: No

Primary Sponsor: Lisa Herbold

Council Members: Tammy Morales, Kshama Sawant, Alex Pedersen, Debora Juarez, Dan Strauss, Andrew Lewis, Lorena González

Staff Analyst: Greg Doss

Council Bill or Resolution:

Date		Total	LH	TM	KS	AP	DJ	DS	AL	BC	LG
	Yes	0									
	No	0									
	Abstain	0									
	Absent	0									

Summary of Dollar Effect

See the following pages for detailed technical information

	2021 Increase (Decrease)	2022 Increase (Decrease)
General Fund		
General Fund Revenues	\$0	
General Fund Expenditures	\$1,565,317	
Net Balance Effect	\$(1,565,317)	
Total Budget Balance Effect	\$(1,565,317)	

Budget Action Description:

This Council Budget Action (CBA) would add \$1.6 million GF to the Seattle Fire Department (SFD) to restore full funding for the 2021 recruit class and to continue funding for annual firefighter testing.

The 2021 Proposed Budget would reduce \$1,345,825 GF in funding for pre-employment testing, recruitment, salaries and benefits, personal protective equipment, and other operating costs associated with 20 firefighter recruits on a one-time basis. The change would cut the annual recruit class size from 60 recruits to 40. Additionally, the 2021 Proposed Budget would reduce \$219,492 GF in overtime funding associated with administering firefighter written exams. The reduction would defer the application period and entry level firefighter written and oral exams by one year.

This CBA would restore both of these reductions. SFD has been experiencing above average attrition of

2021 Seattle City Council Budget Action

Council Budget Action: Agenda

Tab	Action	Option	Version
SFD	003	A	003

firefighter personnel in 2020 and SFD expects to be carrying 75 vacancies at the end of 2021 and will have 412 firefighters eligible for retirement. If increased separations continue, it could require SFD to meet minimum operational staffing requirement through an increased use of overtime. Should this occur, it may lead to firefighter fatigue and potentially affect morale and job performance.

Budget Action Transactions

#	Transaction Description	Position Title	Number of Positions	FTE	Dept	BSL	Fund	Year	Revenue Amount	Expenditure Amount
1	Add \$1.6 million to SFD to restore recruit class and testing		0	0	SFD - FD000	SFD - BO-FD-F1000 - Leadership and Administration	00100 - General Fund	2021	\$0	\$762,416
2	Add \$1.6 million to SFD to restore recruit class and testing		0	0	SFD - FD000	SFD - BO-FD-F3000 - Operations	00100 - General Fund	2021	\$0	\$802,901



Legislation Text

File #: CBA SFD-004-A-003, **Version:** 1

2021 Seattle City Council Budget Action

Council Budget Action: Agenda

Tab	Action	Option	Version
SFD	004	A	003

Budget Action Title: Add \$141,000 GF and 1.0 FTE to SFD to fund a Consulting Nurse

Ongoing: Yes Has Budget Proviso: No

Has CIP Amendment: No Has Attachment: No

Primary Sponsor: Andrew Lewis

Council Members: Tammy Morales, Kshama Sawant, Alex Pedersen, Dan Strauss, Lorena González

Staff Analyst: Greg Doss

Council Bill or Resolution:

Date		Total	LH	TM	KS	AP	DJ	DS	AL	BC	LG
	Yes	0									
	No	0									
	Abstain	0									
	Absent	0									

Summary of Dollar Effect

See the following pages for detailed technical information

	2021 Increase (Decrease)	2022 Increase (Decrease)
General Fund		
General Fund Revenues	\$0	
General Fund Expenditures	\$141,000	
Net Balance Effect	\$(141,000)	
Total Budget Balance Effect	\$(141,000)	

Budget Action Description:

This Council Budget Action would add \$141,000 GF and 1.0 FTE to the Seattle Fire Department (SFD) to fund a Consulting Nurse to assist with dispatching at the SFD 911 Fire Alarm Center.

When a call comes into Seattle's 911 Center, a call taker screens the call to determine whether fire, medical, or public safety services are needed. If fire or medical services are needed, the call is transferred to the Fire Alarm Center, where a trained firefighter answers the calls, determines what services are needed, and then dispatches the appropriate SFD responders. A consulting nurse would help triage incoming calls, provide medical advice, and help dispatch determine what kind of services would be needed.

Budget Action Transactions

2021 Seattle City Council Budget Action

Council Budget Action: Agenda

Tab	Action	Option	Version
SFD	004	A	003

#	Transaction Description	Position Title	Number of Positions	FTE	Dept	BSL	Fund	Year	Revenue Amount	Expenditure Amount
1	Add \$141,000 to SFD for a consulting nurse		0	0	SFD - FD000	SFD - BO-FD-F3000 - Operations	00100 - General Fund	2021	\$0	\$141,000
2	Pocket Adjustments	Registered Nurse Consultant	1	1	SFD - FD000	SFD - BO-FD-F3000 - Operations	00100 - General Fund	2021	\$0	\$0



Legislation Text

File #: CBA SFD-005-A-003, **Version:** 1

2021 Seattle City Council Budget Action

Council Budget Action: Agenda

Tab	Action	Option	Version
SFD	005	A	003

Budget Action Title: Add \$150,000 GF and 1.0 FTE to SFD to fund a Crisis Counselor

Ongoing: Yes Has Budget Proviso: No

Has CIP Amendment: No Has Attachment: No

Primary Sponsor: Teresa Mosqueda

Council Members: Lisa Herbold, Kshama Sawant, Dan Strauss, Andrew Lewis, Lorena González

Staff Analyst: Greg Doss

Council Bill or Resolution:

Date		Total	LH	TM	KS	AP	DJ	DS	AL	BC	LG
	Yes	0									
	No	0									
	Abstain	0									
	Absent	0									

Summary of Dollar Effect

See the following pages for detailed technical information

	2021 Increase (Decrease)	2022 Increase (Decrease)
General Fund		
General Fund Revenues	\$0	
General Fund Expenditures	\$150,000	
Net Balance Effect	\$(150,000)	
Total Budget Balance Effect	\$(150,000)	

Budget Action Description:

This Council Budget Action would add \$150,000 GF and 1.0 FTE to the Seattle Fire Department (SFD) to fund a Crisis Counselor to assist with training SFD personnel.

The Crisis Counselor would provide trauma-informed counseling services, referrals, and training that would focus on de-escalation, scene safety, and evasive defense to keep firefighters safe and increase positive interactions with persons in crisis or suffering with mental illness. The new position would also provide firefighters with help to manage the stresses and process the traumatic environments they face regularly, especially under compounding crises.

Budget Action Transactions

2021 Seattle City Council Budget Action

Council Budget Action: Agenda

Tab	Action	Option	Version
SFD	005	A	003

#	Transaction Description	Position Title	Number of Positions	FTE	Dept	BSL	Fund	Year	Revenue Amount	Expenditure Amount
1	Add \$150,000 to SFD for a crisis counselor		0	0	SFD - FD000	SFD - BO-FD-F3000 - Operations	00100 - General Fund	2021	\$0	\$150,000
2	Pocket Adjustments	Registered Nurse Consultant	1	1	SFD - FD000	SFD - BO-FD-F3000 - Operations	00100 - General Fund	2021	\$0	\$0



Legislation Text

File #: SLI SPD-001-A-003, **Version:** 1

2021 Seattle City Council Statement of Legislative Intent

Council Budget Action: Agenda

Tab	Action	Option	Version
SPD	001	A	003

Budget Action Title: Request SPD to provide the reports requested in Ordinance 126148 and Resolution 31962

Ongoing: No Has Attachment: No

Primary Sponsor: Lisa Herbold

Council Members: Tammy Morales, Kshama Sawant, Alex Pedersen, Debora Juarez, Dan Strauss, Andrew Lewis, Lorena González

Staff Analyst: Greg Doss

Date		Total	LH	TM	KS	AP	DJ	DS	AL	BC	LG
	Yes	0									
	No	0									
	Abstain	0									
	Absent	0									

Statement of Legislative Intent:

This Statement of Legislative Intent (SLI) would request that the Seattle Police Department (SPD) provide the reports that are included in Ordinance (ORD) 126148 and Resolution 31962. The reports should include:

- (1) Financial reporting, due monthly beginning on January 1, 2021;
- (2) Excess pay reporting, due monthly beginning on January 31, 2021;
- (3) Report on potential civilianization of sworn functions;
- (4) Report on the impact on policing from reductions made in ORD 126148; and
- (5) Report on methods for providing additional incentives for early retirement, including healthcare incentives, or other strategies to reduce the size of the patrol force as articulated in Resolution 31962.

One-time reports (items 3-5), should be submitted no later than January 1, 2021. All reports should be submitted to the Chair of the Public Safety and Human Services Committee and the Central Staff Director.

Responsible Council Committee(s):

Public Safety & Human Services

Date Due to Council: January 1, 2021



Legislation Text

File #: SLI SPD-002-B-003, **Version:** 1

2021 Seattle City Council Statement of Legislative Intent

Council Budget Action: Agenda

Tab	Action	Option	Version
SPD	002	B	003

Budget Action Title: Request SPD to provide reports on its overtime use

Ongoing: No Has Attachment: No

Primary Sponsor: Lisa Herbold

Council Members: Tammy Morales, Lorena González

Staff Analyst: Greg Doss

Date		Total	LH	TM	KS	AP	DJ	DS	AL	BC	LG
	Yes	0									
	No	0									
	Abstain	0									
	Absent	0									

Statement of Legislative Intent:

This Statement of Legislative Intent (SLI) would request that the Seattle Police Department (SPD) provide (1) monthly reports on its use of overtime; and (2) reports that provide updates on SPD's progress in implementing recommendations from the City Auditor's SPD overtime and special events reports.

The first monthly overtime report should be submitted on January 20, 2021 and include overtime data (actuals and planned) following the format submitted to Council Central Staff every August. The reports that provide a status update on the City Auditor's overtime and special events reports should be submitted on May 1, 2021 and August 1, 2021 and include the following:

- (1) A list of the ten officers who earned the most overtime that month;
- (2) A list of the top three units that worked the most overtime that month;
- (3) A status report on the implementation of the Work Scheduling and Timekeeping system, which will help prevent payroll errors, alert staff to instances of policy non-compliance and improve SPD's payroll and overtime monitoring;
- (4) A list of the special events for which SPD reconciled Event Summary Form overtime data with event overtime hours recorded in the payroll system;
- (5) A list of the special events for which SPD compared special events billing with overtime actuals for each event;
- (6) A report on the aggregate off-duty hours worked by officers, including whether the hours were monitored and approved by SPD management;
- (7) The frequency and types of payroll queries conducted to ensure that overtime use complies with SPD policies and to identify potential anomalies that might include:
 - Overtime hours worked without supervisory approval;
 - Overtime hours that exceed the maximum number of allowable work in a day;
 - Overtime hours recorded for one day but in excess of 24 hours;
 - Duplicate hours; and
 - Hours in excess of compensatory time thresholds;
- (8) A report of the audits and reviews SPD conducted of the sections and individuals with the top ten percent of overtime worked, including supporting payroll documentation; and
- (9) A list of the audits and reviews SPD conducted of overtime for randomly selected SPD employees,

2021 Seattle City Council Statement of Legislative Intent

Council Budget Action: Agenda

Tab	Action	Option	Version
SPD	002	B	003

including supporting payroll documentation.

All reports should be submitted to the Chair of the Public Safety and Human Services Committee and the Central Staff Director.

Responsible Council Committee(s):

Public Safety & Human Services

Date Due to Council:

January 20, 2021



Legislation Text

File #: SLI SPD-003-A-003, **Version:** 1

2021 Seattle City Council Statement of Legislative Intent

Council Budget Action: Agenda

Tab	Action	Option	Version
SPD	003	A	003

Budget Action Title: Request SPD to provide monthly reports on police staffing

Ongoing: No Has Attachment: No

Primary Sponsor: Lisa Herbold

Council Members: Alex Pedersen, Debora Juarez, Dan Strauss, Andrew Lewis, Lorena González

Staff Analyst: Greg Doss

Date		Total	LH	TM	KS	AP	DJ	DS	AL	BC	LG
	Yes	0									
	No	0									
	Abstain	0									
	Absent	0									

Statement of Legislative Intent:

This Statement of Legislative Intent (SLI) would request that the Seattle Police Department (SPD) provide monthly staffing reports that are submitted in the format established by SLI SPD-13-A-2 from 2020. The reports should begin on January 20, 2021, and include:

- (1) The "SPD Sworn Staffing Model;"
- (2) The "Precinct Staffing Report;" and
- (3) Demographic data on hires and separations.

All reports should be submitted to the Chair of the Public Safety and Human Services Committee and the Central Staff Director.

Responsible Council Committee(s):

Public Safety & Human Services

Date Due to Council: January 20, 2021



Legislation Text

File #: SLI SPD-004-B-002, **Version:** 1

2021 Seattle City Council Statement of Legislative Intent

Council Budget Action: Agenda

Tab	Action	Option	Version
SPD	004	B	002

Budget Action Title: Request SPD to report on traffic stops

Ongoing: No Has Attachment: No

Primary Sponsor: Lisa Herbold

Council Members: Tammy Morales, Kshama Sawant, Alex Pedersen, Debora Juarez, Dan Strauss, Andrew Lewis, Lorena González

Staff Analyst: Greg Doss

Date		Total	LH	TM	KS	AP	DJ	DS	AL	BC	LG
	Yes	0									
	No	0									
	Abstain	0									
	Absent	0									

Statement of Legislative Intent:

This Statement of Legislative Intent (SLI) would request that the Seattle Police Department (SPD) provide a report on July 1, 2021 on the demographics collected for traffic stops, including: (1) stops made for criminal and non-criminal purposes; and (2) racial disparities as requested in Ordinance 125358.

This SLI would also request that SPD provide a separate report on November 1, 2021, that makes recommendations on training and policy changes, consistent with the Consent Decree, to address bias and racial disparities found in the requested traffic stop report.

All reports should be submitted to the Chair of the Public Safety and Human Services Committee and the Central Staff Director.

Responsible Council Committee(s):

Public Safety & Human Services

Date Due to Council: March 31, 2021



Legislation Text

File #: SLI SPD-005-B-002, **Version:** 1

2021 Seattle City Council Statement of Legislative Intent

Council Budget Action: Agenda

Tab	Action	Option	Version
SPD	005	B	002

Budget Action Title: Request SPD to report on cost effectiveness of using Parking Enforcement Officers for special events, contracted sporting events, and flagging

Ongoing: No Has Attachment: No

Primary Sponsor: Alex Pedersen

Council Members: Lisa Herbold,Dan Strauss,Andrew Lewis

Staff Analyst: Greg Doss

Date		Total	LH	TM	KS	AP	DJ	DS	AL	BC	LG
	Yes	0									
	No	0									
	Abstain	0									
	Absent	0									

Statement of Legislative Intent:

This Statement of Legislative Intent (SLI) would request that the Seattle Police Department (SPD) provide a report that analyzes the costs of using Parking Enforcement Officers or other non-SPD officers instead of SPD officers for traffic control during special events and/or contracted sporting events and/or flagging.

The reports should be submitted to the Chair of the Public Safety and Human Services Committee and the Central Staff Director by March 30,2021.

Responsible Council Committee(s):

Public Safety & Human Services

Date Due to Council: March 30, 2021



Legislation Text

File #: SLI SPD-006-A-003, **Version:** 1

2021 Seattle City Council Statement of Legislative Intent

Council Budget Action: Agenda

Tab	Action	Option	Version
SPD	006	A	003

Budget Action Title: Request SPD to report on 911 call response times

Ongoing: No Has Attachment: No

Primary Sponsor: Alex Pedersen

Council Members: Lisa Herbold, Debora Juarez, Dan Strauss, Andrew Lewis, Lorena González

Staff Analyst: Greg Doss

Date		Total	LH	TM	KS	AP	DJ	DS	AL	BC	LG
	Yes	0									
	No	0									
	Abstain	0									
	Absent	0									

Statement of Legislative Intent:

This Statement of Legislative Intent (SLI) requests that the Seattle Police Department (SPD) provide quarterly reports that identify the response time impact on SPD's ability to answer 911 emergency police calls (Priority One calls only) in 2021 due to the following: (1) attrition of police officers in 2020 and changes made in the deployment of officers assigned to Patrol; and (2) attrition of police officers in 2021, reductions made to the Executive's proposed staffing plan for 2021 and 2022, and changes made in the deployment of officers assigned to Patrol.

The first report should be submitted on January 1, 2021. All reports should be submitted to the Chair of the Public Safety and Human Services Committee and the Central Staff Director.

Responsible Council Committee(s):

Public Safety & Human Services

Date Due to Council: January 1, 2021



Legislation Text

File #: CBA SPD-008-A-003, **Version:** 1

2021 Seattle City Council Budget Action

Council Budget Action: Agenda

Tab	Action	Option	Version
SPD	008	A	003

Budget Action Title: Impose a proviso on SPD and request out-of-order layoffs of 35 SPD Officers

Ongoing: No Has Budget Proviso: Yes

Has CIP Amendment: No Has Attachment: No

Primary Sponsor: Lisa Herbold

Council Members: Tammy Morales, Kshama Sawant, Dan Strauss, Lorena González

Staff Analyst: Greg Doss

Council Bill or Resolution:

Date		Total	LH	TM	KS	AP	DJ	DS	AL	BC	LG
	Yes	0									
	No	0									
	Abstain	0									
	Absent	0									

Budget Action Description:

This Council Budget Action (CBA) would impose a proviso that would restrict the Seattle Police Department (SPD) from spending \$2,500,000 GF and it would request that SPD complete 35 officer layoffs by July 1, 2021 consistent with the out-of-order layoff provisions of Public Safety Civil Service Commission (PSCSC) Rule 15b using the principles outlined in Resolution 31962.

Ordinance 126148 imposed provisos that withheld appropriation authority that would be realized through additional attrition of 30 FTEs and the layoffs of 70 FTEs. The effect of this change in 2020 would be to reduce funding used to support sworn staffing by 100 FTE, from 1,422 FTE to 1,322 FTE. At the time of this writing, it is expected that SPD is likely to realize the additional attrition, but SPD will not implement the layoffs anticipated in the proviso in Ordinance 1261489 due to requirements around collective bargaining.

SPD expects that it will be able to fill no more than an average of 1,357 FTE in 2021. The proviso imposed by this CBA would restrict funding and requests 35 out-of-order layoffs of sworn personnel to ensure that the department can fill no more than 1,322 FTE. This would reduce the size of the Seattle Police Department's (SPD) sworn force from its 2020 funded levels by 100 FTEs, the same number of FTEs that were to have been reduced through attrition and layoffs in Ordinance 126148.

In adopting the proviso in this Council Budget Action the Council requests that the SPD Chief and the Director of the City's Office of Labor relations immediately petition the PSCSC to authorize 35 out-of-order layoffs in accordance with the principles identified in Resolution 31962. Layoffs shall not be made in any other manner.

It is the Council's intent that a future, separate ordinance will transfer cost savings that result from these 2021 layoffs will be transferred to Finance General Reserves, and impose a proviso that restricts the use of

2021 Seattle City Council Budget Action

Council Budget Action: Agenda

Tab	Action	Option	Version
SPD	008	A	003

such funding for the sole purpose of implementing the actions recommended to the City from the Participatory Budgeting Process.

This Council Budget Action would impose the following proviso:

“Of the appropriation in the 2021 budget for the Seattle Police Department, \$2,500,000 may not be spent until authorized by future ordinance. The Council requests that the Chief of the Seattle Police Department and the Director of the City’s Office of Labor relations immediately petition the Public Safety Civil Service Commission to authorize 35 out-of-order layoffs in accordance with the principles identified in Resolution 31962.”



Legislation Text

File #: CBA SPD-009-A-003, **Version:** 1

2021 Seattle City Council Budget Action

Council Budget Action: Agenda

Tab	Action	Option	Version
SPD	009	A	003

Budget Action Title: Cut \$6.1 million GF from SPD for vacancy savings, add \$6.1 million GF to Finance General Reserves, and impose a proviso

Ongoing: No Has Budget Proviso: Yes

Has CIP Amendment: No Has Attachment: No

Primary Sponsor: Lorena González

Council Members: Lisa Herbold, Tammy Morales, Kshama Sawant, Debora Juarez, Dan Strauss, Andrew Lewis

Staff Analyst: Greg Doss

Council Bill or Resolution:

Date		Total	LH	TM	KS	AP	DJ	DS	AL	BC	LG
	Yes	0									
	No	0									
	Abstain	0									
	Absent	0									

Summary of Dollar Effect

See the following pages for detailed technical information

	2021 Increase (Decrease)	2022 Increase (Decrease)
General Fund		
General Fund Revenues	\$0	
General Fund Expenditures	\$0	
Net Balance Effect	\$0	
Total Budget Balance Effect	\$0	

Budget Action Description:

This Council Budget Action (CBA) would cut \$6.1 million GF in salary savings for 43 sworn positions that the Seattle Police Department (SPD) will be unable to fill in 2021. The funding would be transferred to Finance General Reserves and the CBA would impose a proviso that would dedicate the funds to support community recommendations identified through a participatory budgeting process.

The 2021 Proposed Budget would fund 1,400 FTE to support its sworn force. Due to higher-than-normal attrition, SPD's staffing plan projects that the department will fill no more than 1,357 FTE in 2021. The cost savings from salary savings from the 43 expected vacancies is \$6.1 million.

SPD's staffing plan shows that the department will continue to hire new recruits and that the number of fully trained officers will approximate 2019 levels by the end of 2022. In the meantime, this action would

2021 Seattle City Council Budget Action

Council Budget Action: Agenda

Tab	Action	Option	Version
SPD	009	A	003

restrict SPD from using the \$6.1 million to fund overtime for patrol augmentation that could be used to mitigate vacancies among the 911 responder force.

Should additional currently unanticipated vacancies affect SPD's 911 responder force, the Department would need to 1) answer fewer 911 calls or respond more slowly to 911 calls; or 2) backfill 911 officer vacancies through the transfer of officers from investigative or specialty units. In September 2020, Interim Chief Diaz made such a transfer by moving 100 officers into 911 response.

The Council has expressed a desire to reduce the number of 911 calls that are handled by armed officers and instead rely on alternative responses such as the Fire Department's Health One unit or independent community providers that are better equipped to address issues of homelessness, mental illness, and other non-criminal matters.

This Council Budget Action imposes the following proviso:

"Of the appropriation in the 2021 budget for Finance General Reserves, \$6.1 million is appropriated solely to implement actions recommended to the City from the Participatory Budgeting process and may be spent for no other purpose. Furthermore, none of the money so appropriated may be spent until authorized by future ordinance. Council anticipates that such authority will not be granted until the Executive submits to the Council a plan for spending the funds in accordance with the Participatory Budgeting recommendations."

Budget Action Transactions

#	Transaction Description	Position Title	Number of Positions	FTE	Dept	BSL	Fund	Year	Revenue Amount	Expenditure Amount
1	Add \$6.1 million for Participatory Budgeting		0	0	FG - FG000	FG - BO-FG-2QD00 - General Purpose	00100 - General Fund	2021	\$0	\$6,100,000
2	Cut \$6.1 million for sworn vacancy savings		0	0	SPD - SP000	SPD - BO-SP-P6100 - West Precinct	00100 - General Fund	2021	\$0	\$(1,420,000)
3	Cut \$6.1 million for sworn vacancy savings		0	0	SPD - SP000	SPD - BO-SP-P6200 - North Precinct	00100 - General Fund	2021	\$0	\$(1,617,757)
4	Cut \$6.1 million for sworn vacancy savings		0	0	SPD - SP000	SPD - BO-SP-P6500 - South Precinct	00100 - General Fund	2021	\$0	\$(1,047,094)
5	Cut \$6.1 million for sworn vacancy savings		0	0	SPD - SP000	SPD - BO-SP-P6600 - East Precinct	00100 - General Fund	2021	\$0	\$(1,135,839)
6	Cut \$6.1 million for sworn vacancy savings		0	0	SPD - SP000	SPD - BO-SP-P6700 - Southwest Precinct	00100 - General Fund	2021	\$0	\$(879,310)



Legislation Text

File #: CBA SPD-010-A-003, **Version:** 1

2021 Seattle City Council Budget Action

Council Budget Action: Agenda

Tab	Action	Option	Version
SPD	010	A	003

Budget Action Title: Cut \$3.7 million GF from SPD for overtime savings, add \$3.7 million GF to Finance General Reserves, and impose a proviso

Ongoing: No Has Budget Proviso: Yes

Has CIP Amendment: No Has Attachment: No

Primary Sponsor: Lisa Herbold

Council Members: Tammy Morales, Kshama Sawant, Alex Pedersen, Debora Juarez, Dan Strauss, Andrew Lewis, Lorena González

Staff Analyst: Greg Doss

Council Bill or Resolution:

Date		Total	LH	TM	KS	AP	DJ	DS	AL	BC	LG
	Yes	0									
	No	0									
	Abstain	0									
	Absent	0									

Summary of Dollar Effect

See the following pages for detailed technical information

	2021 Increase (Decrease)	2022 Increase (Decrease)
General Fund		
General Fund Revenues	\$0	
General Fund Expenditures	\$0	
Net Balance Effect	\$0	
Total Budget Balance Effect	\$0	

Budget Action Description:

This Council Budget Action would cut \$3.7 million GF in Seattle Police Department (SPD) overtime funding that is not expected to be used in 2021 due to COVID-19 related changes in service demands. The Council Budget Action would add the \$3.7 million to Finance General Reserves and impose a proviso that would dedicate the funds to support community recommendations identified through a participatory budgeting process.

The cut would reduce SPD's 2021 overtime budget by \$3.7 million from \$24.9 million to \$21.2 million, which is the same funding level for SPD's revised 2020 overtime budget. In July 2020, SPD indicated its intent to reduce its overtime budget by \$8.6 million to a total of \$21.2 million. SPD planned to achieve the reduction by limiting expenditures on emphasis patrols, staffing of special events and sports, traffic and parking enforcement, community engagement activities, and some internal training. SPD further

2021 Seattle City Council Budget Action

Council Budget Action: Agenda

Tab	Action	Option	Version
SPD	010	A	003

indicated that events cancellations and a reduction in need for services (e.g., traffic patrols) would allow SPD to realize savings in areas where it would normally have higher expenditures.

This Council Budget Action would impose the following proviso:

“Of the appropriation in the 2021 budget for Finance General Reserves, \$3.7 million is appropriated solely to implement actions recommended to the City from the Participatory Budgeting process and may be spent for no other purpose. Furthermore, none of the money so appropriated may be spent until authorized by future ordinance. Council anticipates that such authority will not be granted until the Executive submits to the Council a plan for spending the funds in accordance with the Participatory Budgeting recommendations.”

Budget Action Transactions

#	Transaction Description	Position Title	Number of Positions	FTE	Dept	BSL	Fund	Year	Revenue Amount	Expenditure Amount
1	Add \$3.7 million for Participatory Budgeting		0	0	FG - FG000	FG - BO-FG-2QD00 - General Purpose	00100 - General Fund	2021	\$0	\$3,700,000
2	Cut \$3.7 million in overtime savings		0	0	SPD - SP000	SPD - BO-SP-P3400 - Special Operations	00100 - General Fund	2021	\$0	\$(3,700,000)



Legislation Text

File #: CBA SPD-011-B-002, **Version:** 1

2021 Seattle City Council Budget Action

Council Budget Action: Agenda

Tab	Action	Option	Version
SPD	011	B	002

Budget Action Title: Impose a proviso on \$5 million GF in SPD for potential salary savings

Ongoing: No Has Budget Proviso: Yes

Has CIP Amendment: No Has Attachment: No

Primary Sponsor: Lorena González

Council Members: Lisa Herbold, Tammy Morales

Staff Analyst: Greg Doss

Council Bill or Resolution:

Date		Total	LH	TM	KS	AP	DJ	DS	AL	BC	LG
	Yes	0									
	No	0									
	Abstain	0									
	Absent	0									

Budget Action Description:

This Council Budget Action (CBA) would impose a proviso on \$5 million GF in the Seattle Police Department's (SPD's) budget until a future authorization is passed by the Council.

The salary funding for sworn personnel in the 2021 Proposed Budget is based on projections that assume 114 new hires and 90 separations, which are collectively referred to as "staffing projections." Recent history has shown that SPD's staffing projections do not always precisely match actual staffing. In the last few years, SPD has realized significant salary savings because it did not make its hiring targets or had more officers separate than anticipated in the staffing projections. This CBA assumes that SPD will in 2021 realize up to \$5 million in sworn salary savings due to differences between staffing projections and actual staffing. If SPD does not realize as much as \$5 million in salary savings, then it is the intent of the Council to pass legislation during 2021 lifting this proviso.

It is also the Council's intent to pass on a monthly or periodic basis legislation during 2021 that transfers up to \$5 million in accrued salary savings to Finance General and then to restrict this funding so that it may only be used to address recommendations made through Community's Participatory Budgeting process. As any such transfer or transfers are made, the Council will adjust accordingly the spending restriction imposed by this proviso.

Council Central Staff will analyze the monthly staffing reports requested in Statement of Legislative Intent SPD-003-A-002 to determine whether SPD is accruing any salary savings.

This Council Budget Action would impose the following proviso:

"Of the appropriation in the 2021 budget for the Seattle Police Department, \$5 million may not be spent

2021 Seattle City Council Budget Action

Council Budget Action: Agenda

Tab	Action	Option	Version
SPD	011	B	002

until authorized by a future ordinance.”



Legislation Text

File #: CBA SPD-012-B-002, **Version:** 1

2021 Seattle City Council Budget Action

Council Budget Action: Agenda

Tab	Action	Option	Version
SPD	012	B	002

Budget Action Title: Abrogate 93 police officer positions in SPD

Ongoing: No Has Budget Proviso: No

Has CIP Amendment: No Has Attachment: No

Primary Sponsor: Lorena González

Council Members: Lisa Herbold, Tammy Morales, Kshama Sawant, Debora Juarez, Dan Strauss, Andrew Lewis

Staff Analyst: Greg Doss

Council Bill or Resolution:

Date		Total	LH	TM	KS	AP	DJ	DS	AL	BC	LG
	Yes	0									
	No	0									
	Abstain	0									
	Absent	0									

Summary of Dollar Effect

See the following pages for detailed technical information

	2021 Increase (Decrease)	2022 Increase (Decrease)
General Fund		
General Fund Revenues	\$0	
General Fund Expenditures	\$0	
Net Balance Effect	\$0	
Total Budget Balance Effect	\$0	

Budget Action Description:

This Council Budget Action (CBA) would abrogate 93 unfilled positions in the Seattle Police Department (SPD).

In the 2021 Proposed Budget, the Mayor reduced funding for 97 positions in SPD, but she only abrogated 47 of the positions. This CBA would abrogate (a) the remaining 50 unfunded, unfilled positions in SPD and (b) an additional 43 funded positions that are not expected to be filled in 2021. This CBA assumes that Council will approve CBA SPD-009-A-001 (removing funding for these 43 funded, unfilled positions).

Budget Action Transactions

2021 Seattle City Council Budget Action

Council Budget Action: Agenda

Tab	Action	Option	Version
SPD	012	B	002

#	Transaction Description	Position Title	Number of Positions	FTE	Dept	BSL	Fund	Year	Revenue Amount	Expenditure Amount
1	Pocket Adjustments	Pol Ofcr	(1)	(1)	SPD - SP000	SPD - BO-SP-P1800 - Patrol Operations	00100 - General Fund	2021	\$0	\$0



Legislation Text

File #: CBA SPD-013-B-002, **Version:** 1

2021 Seattle City Council Budget Action

Council Budget Action: Agenda

Tab	Action	Option	Version
SPD	013	B	002

Budget Action Title: Cut \$175,000 GF from SPD for travel and training, add \$175,000 GF to Finance General Reserves, and impose two provisos

Ongoing: No Has Budget Proviso: Yes

Has CIP Amendment: No Has Attachment: No

Primary Sponsor: Lisa Herbold

Council Members: Tammy Morales, Kshama Sawant, Dan Strauss, Lorena González

Staff Analyst: Greg Doss

Council Bill or Resolution:

Date		Total	LH	TM	KS	AP	DJ	DS	AL	BC	LG
	Yes	0									
	No	0									
	Abstain	0									
	Absent	0									

Summary of Dollar Effect

See the following pages for detailed technical information

	2021 Increase (Decrease)	2022 Increase (Decrease)
General Fund		
General Fund Revenues	\$0	
General Fund Expenditures	\$0	
Net Balance Effect	\$0	
Total Budget Balance Effect	\$0	

Budget Action Description:

This Council Budget Action (CBA) would cut \$175,000 GF from the Seattle Police Department's (SPD) Travel and Training Budget, adds the \$175,000 GF to Finance General Reserves for recommendations resulting from the Community's Participatory Budgeting process, and imposes two provisos.

SPD's 2021 Travel and Training Budget is \$1.1 million GF and is used to fund civilian training, continuing education, travel to attend conferences, and required certifications, some of which are required under the consent decree between the City and the United States Department of Justice (Consent Decree). SPD is not expected to need all of this funding due to potential losses in staffing and COVID-19 restrictions on training opportunities. This CBA would leave \$925,000 GF remaining in SPD's Travel and Training Budget. It is the intent of the Council that this action will not impede the department from fulfilling requirements of the Consent Decree.

2021 Seattle City Council Budget Action

Council Budget Action: Agenda

Tab	Action	Option	Version
SPD	013	B	002

This Council Budget Action would impose the following provisos:

"Of the appropriation in the 2021 budget for Finance General Reserves, \$175,000 is appropriated solely to implement actions recommended to the City from the Participatory Budgeting process and may be spent for no other purpose. Furthermore, none of the money so appropriated may be spent until authorized by future ordinance. Council anticipates that such authority will not be granted until the Executive submits to the Council a plan for spending the funds in accordance with the Participatory Budgeting recommendations."

"Of the appropriation in the 2021 budget for the Seattle Police Department (SPD), \$700,000 may not be spent until the Chair of the Council's Public Safety Committee files a certification with the City Clerk that SPD has provided a report that details (1) each travel and training expenditure made year-to-date; and (2) a projection for each travel and training expenditures that is planned through December 31, 2021. The Council requests that the report be transmitted before March 31, 2021."

Budget Action Transactions

#	Transaction Description	Position Title	Number of Positions	FTE	Dept	BSL	Fund	Year	Revenue Amount	Expenditure Amount
1	Add \$175,000 for Participatory Budgeting		0	0	FG - FG000	FG - BO-FG-2QD00 - General Purpose	00100 - General Fund	2021	\$0	\$175,000
2	Cut \$125,000 for travel and training		0	0	SPD - SP000	SPD - BO-SP-P1600 - Leadership and Administration	00100 - General Fund	2021	\$0	\$(125,000)
3	Cut \$50,000 in SPD for travel and training		0	0	SPD - SP000	SPD - BO-SP-P1000 - Chief of Police	00100 - General Fund	2021	\$0	\$(50,000)



Legislation Text

File #: CBA SPD-014-A-003, **Version:** 1

2021 Seattle City Council Budget Action

Council Budget Action: Agenda

Tab	Action	Option	Version
SPD	014	A	003

Budget Action Title: Cut \$300,000 GF from SPD for discretionary purchases, add \$300,000 GF to Finance General Reserves, and impose a proviso

Ongoing: No Has Budget Proviso: Yes

Has CIP Amendment: No Has Attachment: No

Primary Sponsor: Lisa Herbold

Council Members: Tammy Morales,Kshama Sawant,Dan Strauss,Lorena González

Staff Analyst: Greg Doss

Council Bill or Resolution:

Date		Total	LH	TM	KS	AP	DJ	DS	AL	BC	LG
	Yes	0									
	No	0									
	Abstain	0									
	Absent	0									

Summary of Dollar Effect

See the following pages for detailed technical information

	2021 Increase (Decrease)	2022 Increase (Decrease)
General Fund		
General Fund Revenues	\$0	
General Fund Expenditures	\$0	
Net Balance Effect	\$0	
Total Budget Balance Effect	\$0	

Budget Action Description:

This Council Budget Action (CBA) would cut \$300,000 GF from the Seattle Police Department's (SPD's) discretionary purchase budget, add \$300,000 GF to Finance General Reserves to fund recommendations resulting from the Community's Participatory Budgeting process, and impose a proviso.

SPD's 2021 discretionary purchase budget is \$4.4 million and is used to fund office supplies, operating supplies, equipment, software purchases, wireless charges, advertising, and furniture. This CBA would leave \$4.1 million remaining in SPD's discretionary purchase budget. It is the intent of the Council that this CBA will not impede the department from fulfilling requirements of the Consent Decree. For context, SPD's 2020 discretionary purchases budget is \$5 million. As of August 31, 2020, SPD spent approximately \$4.3 million.

2021 Seattle City Council Budget Action

Council Budget Action: Agenda

Tab	Action	Option	Version
SPD	014	A	003

This Council Budget Action would impose the following proviso:

“Of the appropriation in the 2021 budget for Finance General Reserves, \$300,000 is appropriated solely to implement actions recommended to the City from the Participatory Budgeting process and may be spent for no other purpose. Furthermore, none of the money so appropriated may be spent until authorized by future ordinance. Council anticipates that such authority will not be granted until the Executive submits to the Council a plan for spending the funds in accordance with the Participatory Budgeting recommendations.”

Budget Action Transactions

#	Transaction Description	Position Title	Number of Positions	FTE	Dept	BSL	Fund	Year	Revenue Amount	Expenditure Amount
1	Add \$300,000 to FG for Participatory Budgeting		0	0	FG - FG000	FG - BO-FG-2QD00 - General Purpose	00100 - General Fund	2021	\$0	\$300,000
2	Cut \$300,000 GF from SPD for Discretionary Purchases		0	0	SPD - SP000	SPD - BO-SP-P1600 - Leadership and Administration	00100 - General Fund	2021	\$0	\$(300,000)



Legislation Text

File #: CBA SPD-017-A-002, **Version:** 1

2021 Seattle City Council Budget Action

Council Budget Action: Agenda

Tab	Action	Option	Version
SPD	017	A	002

Budget Action Title: Proviso \$200,000 GF in SPD for 2020 recruit signing bonuses

Ongoing: No Has Budget Proviso: Yes

Has CIP Amendment: No Has Attachment: No

Primary Sponsor: Teresa Mosqueda

Council Members:

Staff Analyst: Greg Doss

Council Bill or Resolution:

Date		Total	LH	TM	KS	AP	DJ	DS	AL	BC	LG
	Yes	0									
	No	0									
	Abstain	0									
	Absent	0									

Budget Action Description:

This Council Budget Action (CBA) imposes a proviso on the Seattle Police Department (SPD) that restricts \$200,000 so that it may only be used to fulfill SPD's contractual obligations to pay the recruit signing bonuses that were obligated in 2019 and 2020 pursuant to Council Ordinance 125784.

Ordinance 125784 authorized recruit signing bonuses that were provided to new hires until June 30, 2020. The signing bonuses were distributed in two parts, the first half upon hire and the second half at the completion of the employee's first year. The \$200,000 is the balance needed to pay the new hires for the second half of the hiring bonuses.

This Council Budget Action contains a proviso:

"Of the appropriation in the 2021 budget for the Seattle Police Department, \$200,000 is appropriated solely for contractually obligated recruit signing bonuses and may be spent for no other purpose."



Legislation Text

File #: CBA SPD-500-B-003, **Version:** 1

2021 Seattle City Council Budget Action

Council Budget Action: Agenda

Tab	Action	Option	Version
SPD	500	B	003

Budget Action Title: Pass CB 119949 to establish a new Community Safety and Communications Center

Ongoing: Yes Has Budget Proviso: Yes

Has CIP Amendment: No Has Attachment: Yes

Primary Sponsor: Lisa Herbold

Council Members: Tammy Morales, Kshama Sawant, Alex Pedersen, Debora Juarez, Andrew Lewis, Lorena González

Staff Analyst: Lise Kaye

Council Bill or Resolution: CB 119949

Date		Total	LH	TM	KS	AP	DJ	DS	AL	BC	LG
	Yes	0									
	No	0									
	Abstain	0									
	Absent	0									

Summary of Dollar Effect

See the following pages for detailed technical information

	2021 Increase (Decrease)	2022 Increase (Decrease)
General Fund		
General Fund Revenues	\$0	
General Fund Expenditures	\$(505,829)	
Net Balance Effect	\$505,829	
Total Budget Balance Effect	\$505,829	

Budget Action Description:

This Council Budget Action (CBA) would recommend passage of Council Bill (CB) 119949 to establish a new Community Safety and Communications Center (CSCC) within the Executive Department. CB 119949 would transfer the 911 Communications Center (911) from the Seattle Police Department (SPD) to the CSCC, the earlier of June 1, 2021 or 30 days after the Executive receives a required federal Originating Agency Identifier (ORI). CB 119949 would also transfer the Parking Enforcement Officers (PEO) unit from SPD to the CSCC, effective June 1, 2021, and it would create the position of Director of the CSCC to be appointed by the Mayor, subject to confirmation by the City Council. The Director's position would be classified as an Executive 3 and would be subject to reappointment and reconfirmation every four (4) years.

This CBA would impose a proviso that allows the Executive to charge 911 and PEO expenses against

2021 Seattle City Council Budget Action

Council Budget Action: Agenda

Tab	Action	Option	Version
SPD	500	B	003

the SPD budget until June 1, unless Council passes an ordinance that revises the transfer of appropriations and/or personnel.

The Mayor's 2021 Proposed Budget package includes CB 119935, which would create a Seattle Emergency Communications Center (SECC) effective January 1, 2021, the primary function of which would be to operate the City's primary 911 call center, which would be transferred from SPD. The 2021 Proposed Budget package also includes CB 119934, which would transfer the PEO unit to the Seattle Department of Transportation. CB 119938, which would pass the 2021 Adopted Budget, includes associated appropriations and position transfers to complete the two transfers.

CB 119935, in the 2021 Proposed Budget, would have transferred the 911 unit from SPD to the new SECC on January 1, 2021. However, after transmitting the 2021 Proposed Budget, the Executive determined that obtaining the ORI access permissions for the 911 unit will require additional time. Accordingly, CB 119949 would transfer the 911 unit to the CSCC the earlier of June 1, 2021 or 30 days after the Executive receives the ORI.

CB 119935, in the 2021 Proposed Budget, would also have transferred the PEO unit from SPD to SDOT on January 1, 2021. CB 119949 would instead delay transfer of the PEO unit to the new CSCC to June 1, reflecting the need to define an appropriate organizational structure and new internal and intra-departmental procedures for the CSCC, the latter of which may be subject to bargaining.

In addition to the new CSCC director, this CBA would add four new "back of house" human resource and finance positions to support the new CSCC, consistent with the Mayor's proposals to create a new SECC and transfer the PEOs to SDOT. Existing personnel would not be transferred to the CSCC as part of this budget process, since the 911 Communications Center cannot become operational until the city receives the necessary ORI. The Executive would need to send separate legislation in 2021 to add any additional positions or funding and/or make the personnel transfers.

CB 119949 would also request a report from the Executive by March 31, 2021 on providing PEOs access to the Seattle Department of Transportation's car charging stations and providing a detailed estimate of additional staff and budget that would be required to support the potential expansion of the PEOs' responsibilities as follows: managing traffic at lighted intersections, red light camera and school zone enforcement, response to non-injury collisions, response to and reporting on minor thefts and car-break-ins, and traffic control. (Note that CBA SPD-005-B-1 would also request a report from SPD on the cost of using PEOs or other non-SPD officers for traffic control during special events, contracted sporting events and flagging.)

This budget action would impose the following proviso:

"Until the earlier of

A. June 1, 2021, or

B. An ordinance becomes effective that revises CB 119938, the 2021 Budget Adoption Ordinance, with respect to the transfer of appropriations and/or position authority from the Seattle Police Department to a new Community Safety and Communications Center;

appropriations for the Community Safety and Communications Center (CSCC) are instead appropriations to the Budget Summary Levels listed below. Any such appropriation includes the purpose statement of the CSCC Budget Summary Level for the Budget Summary Level in which the appropriation

2021 Seattle City Council Budget Action

Council Budget Action: Agenda

Tab	Action	Option	Version
SPD	500	B	003

is initially held.

- Department: Seattle Police Department
- Fund: 00100 - General Fund 00100
- BSL: Administrative Operations BO-SP-P8000
- BSL Purpose: The purpose of the Administrative Operations Budget Summary Level is to provide telephone and online reporting as well as data collection, analysis, and reporting for data-informed management and policing. The Administrative Operations Budget Summary Level includes the Telephone Reporting and Data Driven Policing Programs.
- Amount: \$5,234,029

- Department: Seattle Police Department
- Fund: 00100 - General Fund
- BSL: Special Operations BO-SP-P3400
- BSL Purpose: The purpose of the Special Operations Budget Summary Level is to deploy specialized response units in emergencies and disasters. The Bureau provides crowd control, special event [sic], search, hostage, crisis, and marine-related support to monitor and protect critical infrastructure to protect lives and property, aid the work of uniformed officers and detectives, and promote the safety of the public.
- Amount: \$43,180,084"

Budget Action Transactions

#	Transaction Description	Position Title	Number of Positions	FTE	Dept	BSL	Fund	Year	Revenue Amount	Expenditure Amount
1			0	0	CC - CC000	CC - BO-CC-10000 - Seattle Emergency Communications Center	00100 - General Fund	2021	\$0	\$(331,633)
2	Central CBO Upload - APEX-SAM AWI Adjustment for Transfer-In Positions		0	0	CC - CC000	CC - BO-CC-10000 - Seattle Emergency Communications Center	00100 - General Fund	2021	\$0	\$16,179
3	Pocket Adjustments	Admin Spec II-BU	(1)	(1)	CC - CC000	CC - BO-CC-10000 - Seattle Emergency Communications Center	00100 - General Fund	2021	\$0	\$0
4	Pocket Adjustments	Manager2,CL&PS	(3)	(3)	CC - CC000	CC - BO-CC-10000 - Seattle Emergency Communications Center	00100 - General Fund	2021	\$0	\$0
5	Pocket Adjustments	Pol Comms Anlyst	(7)	(7)	CC - CC000	CC - BO-CC-10000 - Seattle Emergency Communications Center	00100 - General Fund	2021	\$0	\$0
6	Pocket Adjustments	Pol Comms Dispatcher I	(60)	(60)	CC - CC000	CC - BO-CC-10000 - Seattle Emergency Communications Center	00100 - General Fund	2021	\$0	\$0
7	Pocket Adjustments	Pol Comms Dispatcher II	(38)	(38)	CC - CC000	CC - BO-CC-10000 - Seattle Emergency Communications Center	00100 - General Fund	2021	\$0	\$0
8	Pocket Adjustments	Pol Comms Dispatcher III	(11)	(11)	CC - CC000	CC - BO-CC-10000 - Seattle Emergency Communications Center	00100 - General Fund	2021	\$0	\$0
9	Pocket Adjustments	Pol Comms Dispatcher Supv	(20)	(20)	CC - CC000	CC - BO-CC-10000 - Seattle Emergency Communications Center	00100 - General Fund	2021	\$0	\$0
10	Supplies for new employees		0	0	CC - CC000	CC - BO-CC-10000 - Seattle Emergency Communications Center	00100 - General Fund	2021	\$0	\$(8,370)
11	Transfer Funding for 911 Call Center from		0	0	CC - CC000	CC - BO-CC-10000 - Seattle Emergency	00100 - General Fund	2021	\$0	\$(18,215,697)

2021 Seattle City Council Budget Action

Council Budget Action: Agenda

Tab	Action	Option	Version
SPD	500	B	003

	SPD					Communications Center				
12	Pocket Adjustments	Executive3	1	1	CS - CS000	CS - BO-CS-10000 - Community Safety and Communications Center	00100 - General Fund	2021	\$0	\$0
13	Transfer Funding for 911 Call Center from SPD		0	0	CS - CS000	CS - BO-CS-10000 - Community Safety and Communications Center	00100 - General Fund	2021	\$0	\$9,783,678
14	Transfer Funding for Parking Enforcement to CSCC - 7 months		0	0	CS - CS000	CS - BO-CS-10000 - Community Safety and Communications Center	00100 - General Fund	2021	\$0	\$7,453,417
15	Transfer funding to CSCC for PEO Special Events OT Jun-Dec		0	0	CS - CS000	CS - BO-CS-10000 - Community Safety and Communications Center	00100 - General Fund	2021	\$0	\$650,000
16	Delete Funding for Parking Enforcement to SDOT		0	0	SDOT - TR000	SDOT - BO-TR-17005 - Maintenance Operations	00100 - General Fund	2021	\$0	\$(14,908,132)
17	Delete Funding for Parking Enforcement to SDOT		0	0	SDOT - TR000	SDOT - BO-TR-18001 - Leadership and Administration	00100 - General Fund	2021	\$0	\$(908,041)
18	Pocket Adjustments	Admin Spec II-BU	(1)	(1)	SDOT - TR000	SDOT - BO-TR-17005 - Maintenance Operations	00100 - General Fund	2021	\$0	\$0
19	Pocket Adjustments	Manager3,General Govt	(1)	(1)	SDOT - TR000	SDOT - BO-TR-17005 - Maintenance Operations	00100 - General Fund	2021	\$0	\$0
20	Pocket Adjustments	Parking Enf Ofcr	(106)	(106)	SDOT - TR000	SDOT - BO-TR-17005 - Maintenance Operations	00100 - General Fund	2021	\$0	\$0
21	Pocket Adjustments	Parking Enf Ofcr Supv	(12)	(12)	SDOT - TR000	SDOT - BO-TR-17005 - Maintenance Operations	00100 - General Fund	2021	\$0	\$0
22	Add funding for Parking Enforcement to SPD		0	0	SPD - SP000	SPD - BO-SP-P1600 - Leadership and Administration	00100 - General Fund	2021	\$0	\$387,331
23	Add funding for Parking Enforcement to SPD		0	0	SPD - SP000	SPD - BO-SP-P3400 - Special Operations	00100 - General Fund	2021	\$0	\$13,717,801
24	Add funding to SPD for PEO Special Events		0	0	SPD - SP000	SPD - BO-SP-P3400 - Special Operations	00100 - General Fund	2021	\$0	\$803,000
25	Pocket Adjustments	Admin Spec II-BU	1	1	SPD - SP000	SPD - BO-SP-P3400 - Special Operations	00100 - General Fund	2021	\$0	\$0
26	Pocket Adjustments	Admin Spec II-BU	1	1	SPD - SP000	SPD - BO-SP-P8000 - Administrative Operations	00100 - General Fund	2021	\$0	\$0
27	Pocket Adjustments	Manager2,CL&PS	3	3	SPD - SP000	SPD - BO-SP-P8000 - Administrative Operations	00100 - General Fund	2021	\$0	\$0
28	Pocket Adjustments	Manager3,General Govt	1	1	SPD - SP000	SPD - BO-SP-P3400 - Special Operations	00100 - General Fund	2021	\$0	\$0
29	Pocket Adjustments	Parking Enf Ofcr	106	106	SPD - SP000	SPD - BO-SP-P3400 - Special Operations	00100 - General Fund	2021	\$0	\$0
30	Pocket Adjustments	Parking Enf Ofcr Supv	12	12	SPD - SP000	SPD - BO-SP-P3400 - Special Operations	00100 - General Fund	2021	\$0	\$0
31	Pocket Adjustments	Pol Comms Anlyst	7	7	SPD - SP000	SPD - BO-SP-P8000 - Administrative Operations	00100 - General Fund	2021	\$0	\$0
32	Pocket Adjustments	Pol Comms Dispatcher I	60	60	SPD - SP000	SPD - BO-SP-P8000 - Administrative Operations	00100 - General Fund	2021	\$0	\$0
33	Pocket Adjustments	Pol Comms Dispatcher II	38	38	SPD - SP000	SPD - BO-SP-P8000 - Administrative Operations	00100 - General Fund	2021	\$0	\$0
34	Pocket Adjustments	Pol Comms Dispatcher III	11	11	SPD - SP000	SPD - BO-SP-P8000 - Administrative Operations	00100 - General Fund	2021	\$0	\$0
35	Pocket Adjustments	Pol Comms Dispatcher Supv	20	20	SPD - SP000	SPD - BO-SP-P8000 - Administrative Operations	00100 - General Fund	2021	\$0	\$0

2021 Seattle City Council Budget Action

Council Budget Action: Agenda

Tab	Action	Option	Version
SPD	500	B	003

36	Reduce Funding for 911 Call Center Jun-Dec EXCEPT allocated costs		0	0	SPD - SP000	SPD - BO-SP-P8000 - Administrative Operations	00100 - General Fund	2021	\$0	\$(9,783,678)
37	Reduce Funding for PEO Jun-Dec EXCEPT allocated costs		0	0	SPD - SP000	SPD - BO-SP-P3400 - Special Operations	00100 - General Fund	2021	\$0	\$(7,453,417)
38	Reduce Funding for PEO Jun-Dec Special Events OT		0	0	SPD - SP000	SPD - BO-SP-P3400 - Special Operations	00100 - General Fund	2021	\$0	\$(650,000)
39	Transfer Funding for 911 Call Center		0	0	SPD - SP000	SPD - BO-SP-P8000 - Administrative Operations	00100 - General Fund	2021	\$0	\$33,272,418
40	Transfer Funding for Back Office Support		0	0	SPD - SP000	SPD - BO-SP-P7000 - Criminal Investigations	00100 - General Fund	2021	\$0	\$726,037
41	Transfer Funding to 911 Call Center		0	0	SPD - SP000	SPD - BO-SP-P1600 - Leadership and Administration	00100 - General Fund	2021	\$0	\$(15,056,721)

CITY OF SEATTLE

ORDINANCE _____

COUNCIL BILL _____

..title

AN ORDINANCE relating to the organization of City government; creating a new Community Safety and Communications Center; and making necessary amendments to Chapters 3.15, 3.28, 6.10, 10.08, 11.14, 11.16, and 12A.16 of the Seattle Municipal Code and Ordinance 86431 to implement associated organizational changes and make technical revisions.

..body

WHEREAS, throughout the summer, Seattle residents have taken to the streets to protest the

unjust murders of Black Americans, including George Floyd and Breonna Taylor and the shooting of Jacob Blake; all of these individuals experienced violent and lethal force at the hands of the police; and

WHEREAS, in response to this local and national civil rights reckoning, community members and civic leaders, including the Mayor and members of the City Council, have committed to a holistic review and community-led discussion around the effectiveness of the current way that community safety is provided in Seattle; and

WHEREAS, the shared vision for reimagining Seattle's system of community safety recognizes the importance of providing alternatives to armed police officer response, including civilian and community-based services and solutions; and

WHEREAS, based on community input, the Mayor and the City Council will pursue the transfer of certain functions out of the Seattle Police Department, including Emergency Management, 9-1-1 Dispatch, and Parking Enforcement; and

WHEREAS, moving the law enforcement function of the Parking Enforcement Officers outside the Seattle Police Department will require commissioning those officers as special police officers under Seattle Municipal Code Sections 3.28.150-220; and

1 WHEREAS, changes to the Seattle Municipal Code and to ordinances are necessary to A) locate
2 parking enforcement outside the Seattle Police Department and B) allow Parking
3 Enforcement Officers, as special police officers, to continue enforcing Title 11, as limited
4 by their special commissions under Seattle Municipal Code subsection 3.28.150.B; and

5 WHEREAS, the transfer of parking enforcement functions from the Seattle Police Department to
6 a new Community Safety and Communications Center will require time to develop an
7 appropriate organizational structure and to define new internal and intra-departmental
8 procedures, some of which may be subject to bargaining; and

9 WHEREAS, the executive is prepared to transfer 9-1-1 Dispatch from the Seattle Police
10 Department to a new Community Safety and Communications Center effective January 1,
11 2021; and

12 WHEREAS, these transfers, taken in total, aim to reflect community expectations of the
13 equitable delivery of City services, elevate emergency planning, improve the
14 coordination of calls-for-service, increase civilian and community-based dispatch
15 options, and bolster public trust and confidence in a reimagined system of community
16 safety; and

17 WHEREAS, creating a new Community Safety and Communications Center will allow the City
18 to improve customer service experiences, consolidate and co-locate communications and
19 dispatch functions, as well as incorporate civilian and community-based dispatch
20 alternatives that draws on the wealth of resources that currently exist in Seattle that could
21 replace armed officer response to better meet community needs; NOW, THEREFORE,

22 **BE IT ORDAINED BY THE CITY OF SEATTLE AS FOLLOWS:**

Section 1. New Sections 3.15.060 and 3.15.062 are added to the Seattle Municipal Code as follows:

3.15.060 Community Safety and Communications Center

There is created within the Executive Department a Community Safety and Communications Center to provide timely, accurate, and vital information to the City's first responders, city service providers, and to the public and to provide civilian and community-based services and solutions to community safety challenges.

A. Effective the earlier of June 1, 2021 or 30 days after the Executive receives the necessary Originating Agency Identifier (ORI) access permissions for the 9-1-1 call center, the functions of the Community Safety and Communications Center are as follows:

1. Act as the city's Primary Public Safety Answering Point (PSAP), providing 24-hour public safety communication and dispatch services for 9-1-1 calls originating in Seattle.

a. Identify, triage, and dispatch public safety service requests to first responders and other community resources most appropriate to quickly and safely respond and resolve the requested need.

b. Dispatch and provide continuous contact with responders, provides support functions for responding agencies, and coordinates responses between city departments and public safety agencies operating within Seattle.

c. Notify City departments, City leaders, and other stakeholders of emergency incidents.

d. Provide information and service referral to non-emergency callers.

B. Effective June 1, 2021, the following function shall be added to the Community Safety and Communications Center:

1 1. Provide parking enforcement to assist in the administration of traffic laws, to
2 the extent allowed by the commission of Parking Enforcement Officers as Special Police
3 Officers and in coordination with the Seattle Police Department and the Seattle Department of
4 Transportation.

5 **3.15.062 Director of the Community Safety and Communications Center**

6 A. Appointment, term, and removal

7 The Director of the Community Safety and Communications Center (CSCC) shall be
8 appointed by the Mayor and subject to confirmation by a majority vote of City Council. The
9 Director shall be subject to reappointment and reconfirmation every four years and may be
10 removed by the Mayor upon filing a statement of reasons therefor with the City Council.

11 B. Duties

12 The Director of CSCC shall be the head of CSCC, shall be responsible for the
13 administration of the CSCC, and shall:

- 14 1. Develop and manage all functions and responsibilities of the CSCC.
- 15 2. Subject to the City's personnel ordinances and rules, appoint, assign, supervise,
16 control, and remove all officers and employees in CSCC;
- 17 3. Manage the preparation of the preliminary proposed budget for CSCC,
18 authorize necessary expenditures and enter into contracts for professional and expert services in
19 accordance with the adopted budget, develop and manage programs, and undertake authorized
20 activities;
- 21 4. Administer all ordinances pertaining to the CSCC and its functions;
- 22 5. Execute, administer, modify, and enforce such agreements and instruments as
23 the Director shall deem reasonably necessary to implement city service dispatching consistent

1 with all applicable laws and ordinances, as the Director shall deem appropriate for carrying out
2 the responsibilities, functions, and activities of CSCC;

3 6. Apply for grants for departmental programs;

4 7. Coordinate with outside jurisdictions;

5 8. Serve, in conjunction with other pertinent members of the Mayor's Cabinet, as
6 the City's representative to intergovernmental and public-private boards, commissions,
7 organizations, and committees engaged in issues pertaining to emergency communications and
8 city service dispatching;

9 9. Provide input to the Mayor and City Council on the city's emergency
10 communications and recommend actions to better respond to calls for assistance from the public
11 and to better communicate with the public about dangerous situations and natural disasters;

12 10. Make periodic reports to the Mayor and City Council concerning the activities
13 of CSCC;

14 11. Promulgate and amend, in accordance with Chapter 3.02, rules and
15 regulations to carry out CSCC activities;

16 12. Maintain city compliance with all national, state, and county laws, rules,
17 certifications, etc., as necessary for the efficient and robust city service response for all members
18 of the community; and

19 13. Exercise such other and further powers and duties as shall be prescribed by
20 ordinance.

21 Section 3. Section 3.28.100 of the Seattle Municipal Code, enacted by Ordinance 101629,
22 is repealed:

23 ~~((3.28.100 Transfer of parking meter regulations.~~

1 ~~As of January 1, 1973, the duty and responsibility of enforcement of certain parking meter traffic~~
2 ~~regulations, and other related work, heretofore assigned to the City Treasurer by Ordinance~~
3 ~~86431, is transferred to the Chief of Police as contemplated in the 1973 budget.))~~

4 Section 4. Ordinance 86431, which gave parking enforcement authority to special police
5 officers in the City Treasurer's Office (now part of the Department of Finance and
6 Administrative Services), is repealed.

7 Section 5. Section 11.14.440 of the Seattle Municipal Code, enacted by Ordinance
8 108200, is amended as follows:

9 **11.14.440 Peace officer((:))**

10 "Peace officer" means ~~((any officer, including police officers, authorized by law to execute~~
11 ~~criminal process or to make arrests for the violation of the regulations generally or of any~~
12 ~~particular regulation relative to the highways of the state or to the streets or alleys of the City.~~
13 ~~(RCW 46.04.391)))~~ every officer authorized to direct or regulate traffic or to make arrests for
14 violations of traffic regulations.

15 Section 6. A new Section 11.14.482 is added to the Seattle Municipal Code as follows:

16 **11.14.482 Police officer**

17 "Police officer" has the same meaning as "peace officer" in Section 11.14.440.

18 Section 7. A new Section 11.14.657 is added to the Seattle Municipal Code as follows:

19 **11.14.657 Traffic officer**

20 "Traffic officer" means any officer assigned by the Police Chief under Section 11.16.040 to
21 direct traffic in conformance with this Subtitle I.

22 Section 8. Section 11.16.020 of the Seattle Municipal Code, last amended by Ordinance
23 118409, is amended as follows:

11.16.020 Police Department authority((:))

It is the function of the Police Department to enforce this ((~~subtitle~~)) Subtitle I and all of the State ((~~Motor Vehicle Laws~~)) motor vehicle laws applicable to traffic and trains in this City, to make arrests and/or issue citations for traffic offenses, to cooperate with the Director of Transportation and other officers of the City in the administration of the traffic laws and in developing ways and means to improve traffic conditions, and to carry out those functions specially imposed upon the Police Department by this ((~~subtitle~~)) Subtitle I and other traffic ordinances of this City. Special Police Officers who receive commissions consistent with Sections 3.28.150 through 3.28.220 may also enforce this Subtitle I to the extent allowed by their commissions.

Section 9. Section 11.16.040 of the Seattle Municipal Code, enacted by Ordinance 108200, is amended as follows:

11.16.040 ((~~Police authorization.~~)) Authorization to direct traffic

Officers of the Police Department and such officers as are assigned by the Chief of Police, as well as Special Police Officers to the extent allowed by their commissions, are authorized to direct all traffic by voice, hand, or signal in conformance with the provisions of this ((~~subtitle~~)) Subtitle I ((~~: Provided, that in the event of a fire or other emergency or to expedite traffic or to safeguard pedestrians, officers of the Police Department may direct traffic as conditions may require, notwithstanding the provisions of this subtitle~~)). Any officer authorized to direct traffic in conformance with the provisions of this Subtitle I may direct traffic as conditions require, notwithstanding other provisions of this Subtitle I, in the event of a fire or other emergency, to expedite traffic, or to safeguard pedestrians.

Section 10. Section 6.10.005 of the Seattle Municipal Code, last amended by Ordinance 124963, is amended as follows:

6.10.005 Definitions((=))

The following definitions as well as the definitions contained in Chapters 5.30 and 10.08 of the Seattle Municipal Code shall be fully applicable to this Chapter 6.10 in its entirety, except as expressly stated to the contrary herein.

* * *

E. "False ((~~Alarm~~) alarm)" means the notification to the Community Safety and Communications Center, Seattle Police Department, or Seattle Fire Department concerning the activation of an alarm system or alarm device when:

1. There is no evidence of a crime or other activity that warrants the assistance of the Seattle Police Department on the premises, as indicated by the investigation of a police officer on the scene or by the lack of a police report filed by the property owner, and no individual who was on or near the premises or who had viewed a video communication from the premises called for the dispatch or confirmed a need for police response; or

2. There is no indication or presence of a fire on the premises, that warrants a call for assistance from or investigation by the Seattle Fire Department, and no individual who was on or near the premises or who had viewed a video communication from the premises called for the dispatch or confirmed a need for fire response; or

3. The dispatch of police or fire personnel was cancelled by the alarm system monitoring company, whether the alarm was cancelled before or after the arrival of police or fire personnel at the alarm site.

* * *

Section 11. Section 6.10.010 of the Seattle Municipal Code, last amended by Ordinance 125449, is amended as follows:

6.10.010 Alarm system monitoring companies—License required—Fee—Identification

* * *

D. The Department will issue a permit number to each alarm system monitoring company licensed under this Chapter 6.10, and such number shall be provided on the company's business license. The ~~((Seattle Police Department))~~ Community Safety and Communications Center shall reference this number as their Unique Identifying Number (UIN). All persons licensed pursuant to this Chapter 6.10 shall supply the ~~((Seattle Police Department personnel))~~ Community Safety and Communications Center with their permit number/UIN at the time an alarm is called in to the ~~((Seattle Police Department))~~ Community Safety and Communications Center.

* * *

Section 12. Section 6.10.070 of the Seattle Municipal Code, enacted by Ordinance 121332, is amended as follows:

6.10.070 Suspension or revocation of license((:))

The Director shall have the power and authority to suspend or revoke any license issued under the provisions of this ~~((chapter))~~ Chapter 6.10 as set forth in ~~((SMC))~~ Chapter 6.02. No suspended or revoked license may be reinstated without prior payment of all fees due and outstanding, including false alarm fees. The Director shall notify the Community Safety and Communications Center and the Seattle Police Department of any revocation or suspension, and in the discretion of the ~~((Police Department,))~~ Community Safety and Communications Center no response may be made to any alarms monitored by the alarm system monitoring company until the license is reinstated. An alarm system monitoring company whose license has been

1 revoked or suspended shall notify each of its subscribers of the revocation or suspension. The
2 notice shall be in writing and shall be mailed to all subscribers no later than the tenth calendar
3 day following such suspension or revocation.

4 Section 13. Section 6.10.110 of the Seattle Municipal Code, last amended by Ordinance
5 121932, is amended as follows:

6 **6.10.110 Notice and hearing on penalty for false alarms((¬))**

7 A. The Department shall mail by first class mail, or transmit electronically if previously
8 agreed between the Department and the alarm system monitoring company, a written notice of
9 the false alarm fee to the alarm system monitoring company. The notice shall state the date and
10 time of the false alarm, and that the alarm system monitoring company is entitled to a hearing to
11 respond to the notice and introduce any evidence to refute or mitigate the determination that the
12 false alarm occurred. All false alarm fees are due and payable within ~~((sixty (60)))~~ 60 days of the
13 date that the Department mails or transmits the notice, unless: (1) an appeal is filed pursuant to
14 subsection 6.10.110.B ~~((of this section))~~, in which case the fees appealed from are due and
15 payable within ~~ten ((10))~~ days after the date of the written ruling, or (2) a waiver is requested
16 and an alarm user class is scheduled pursuant to subsection ~~((D of this section))~~ 6.10.110.C.

17 B. An alarm system monitoring company wanting to contest a false alarm fee shall file a
18 written appeal with the Director within ~~((thirty (30)))~~ 30 days after the date of the notice. A
19 hearing shall be held by the Director, or the Director's designee, not more than ~~((twenty (20)))~~ 20
20 days from the date the appeal is filed. Within ~~((twenty (20)))~~ 20 days after the hearing, the
21 Department shall issue a written ruling including factual findings and the Director's conclusion,
22 with supporting reasons affirming or reversing the notice. The Decision of the Director shall be
23 final.

1 C. ~~((The Director may, but is not required to, delegate authority to conduct hearings~~
2 ~~under this section to the Seattle Police Department.~~

3 ~~D.))~~ The Director may waive the first false alarm fee once within an ~~((eighty-four (84)))~~
4 84 month period per alarm site, if the owner of the monitored alarm attends an alarm user class
5 as defined in Section 10.08.140 ~~((of the Seattle Municipal Code))~~. The owner of the alarm must
6 attend the class within ~~((one hundred and twenty (120)))~~ 120 days of the date of the false alarm
7 billing. A current Seattle subscriber that moves to a new address within Seattle shall receive a
8 waiver for the first false alarm at the subscriber's new location if the owner attends a class after
9 moving to the new location within ~~((one hundred and twenty (120)))~~ 120 days of the false alarm,
10 regardless of whether the first time waiver was granted to the subscriber at the subscriber's
11 previous address.

12 Section 14. Section 10.08.140 of the Seattle Municipal Code, last amended by Ordinance
13 123361, is amended as follows:

14 **10.08.140 Definitions((:))**

15 * * *

16 I. "False ~~((Alarm))~~ alarm" means the notification to the Seattle Police Department or
17 Community Safety and Communications Center concerning the activation of an alarm system or
18 alarm device when:

19 1. There is no evidence of a crime or other activity that warrants the assistance of
20 the Seattle Police Department on the premises, as indicated by the investigation of a police
21 officer on the scene or by the lack of a police report filed by the property owner, and no
22 individual who was on or near the premises or who had viewed a video communication from the
23 premises, called for the dispatch or confirmed a need for police response; or

2. The dispatch of police personnel was cancelled by the alarm system monitoring company, whether the alarm was cancelled before or after the arrival of police personnel at the alarm site.

* * *

Section 15. Section 10.08.165 of the Seattle Municipal Code, last amended by Ordinance 123361, is amended as follows:

10.08.165 Alarm system monitoring companies—Verification process((?))

Every alarm system monitoring company engaged in business activities in Seattle shall:

A. Obtain a City of Seattle alarm system monitoring company license from the Department of Finance and Administrative Services as provided in ((SMC)) Chapter 6.10;

B. Provide the Director of the Community Safety and Communications Center and the Chief of Police such information about the nature of its property alarms, burglary alarms, robbery alarms, and panic alarms; its method of monitoring; its program for preventing false alarms; and its method of disconnecting audible alarms, each as the Chief may require by rule adopted pursuant to Chapter 3.02;

C. Maintain a current list of all subscribers' names and the associated protected premises it serves, which list shall be given to the Director on a quarterly basis;

D. Verify with those subscribers who have an automatic alarm system, each alarm signal that has been accepted by the alarm system monitoring company using a verification process to prevent false alarms from resulting in unnecessary police dispatches.

A verification process is an independent method of determining that a signal from an automatic alarm system reflects a need for police assistance or investigation. The means of verification shall include one or more of the following:

1 1. An attempt by the alarm system monitoring company, or its representative, to
2 contact the alarm site and/or alarm user by telephone and/or other electronic means, whether or
3 not actual contact with a person is made, to determine whether an alarm signal is valid before
4 requesting law enforcement dispatch, in an attempt to avoid an unnecessary alarm dispatch
5 request. For the purpose of this ~~((ordinance))~~ Section 10.08.165, telephone verification shall
6 require, as a minimum, that a second call be made to a different number if the first attempt fails
7 to reach an alarm user who can properly identify themselves to determine whether an alarm
8 signal is valid before requesting law enforcement dispatch;

9 2. A feature that permits the alarm system user or a person authorized by the user
10 to send a cancellation code to the alarm system monitoring company that will cancel an alarm
11 immediately after it has been sent and prevent the monitoring company calling for a police
12 dispatch;

13 3. The installation of a video system that provides the alarm system monitoring
14 company when the signal is received with the ability to ascertain that activity is occurring which
15 warrants police assistance or investigation;

16 4. An independent confirmation that a signal reflects a need for police assistance
17 or investigation either by the alarm system user, a person at or near the premises, or an alternate
18 response agency made before dispatching police; or

19 5. An alternate system that the Chief determines has or is likely to have a high
20 degree of reliability.

21 E. When the Chief reports that there appears to have been a false alarm at a subscriber's
22 premises, work cooperatively with the subscriber, the Director of the Community Safety and

1 Communications Center, and the Chief in order to determine the cause thereof and prevent
2 recurrences.

3 Section 16. Section 10.08.178 of the Seattle Municipal Code, last amended by Ordinance
4 121332, is amended as follows:

5 **10.08.178 Frequent false alarms—Process for disregarding automatic alarms—In-person**
6 **verification((~~7~~))**

7 A. In exercising ((~~his or her~~)) discretion to make a dispatch in response to an automatic
8 property or automatic burglary alarm, the Director of the Community Safety and
9 Communications Center or Chief of Police may disregard a call for dispatch when:

10 1. The call comes from or is prompted by an automatic property alarm or
11 automatic burglary alarm that has a record of sending six ((~~6~~)) false alarms within a period of
12 ((~~twelve (12)~~)) 12 months; and

13 2. The call is the only basis for making such a dispatch.

14 The Director of the Community Safety and Communications Center or Chief may
15 consider such a call as an additional factor in making ((~~his or her~~)) a decision to order a dispatch
16 when an in-person verification from an individual at the premises, or other independent
17 evidence, shows a need for police assistance at the premises.

18 B. To discourage false alarms, the ((~~Chief~~)) Director of the Community Safety and
19 Communications Center may adopt a process of sending a letter by regular mail informing the
20 alarm system monitoring company of record of the false alarm history, the need to take
21 corrective action, and the prospect that six ((~~6~~)) false alarms within a ((~~twelve (12)~~)) 12 month
22 period shall result in the automatic signals being disregarded and an in-person verification being

1 required or other independent information showing a need for such a dispatch before a dispatch
2 will be made to the premises.

3 C. Before acting as authorized in subsection 10.08.178.A (~~((of this section))~~), the (~~((Chief))~~)
4 Director of the Community Safety and Communications Center shall send or deliver a notice to
5 the alarm system monitoring company that:

6 1. Six (~~((6))~~) false alarms have been received within a (~~((twelve (12)))~~) 12 month
7 period;

8 2. The remedy authorized in subsection 10.08.178.A may be taken;

9 3. The alarm system monitoring company may request a hearing before the
10 (~~((Chief))~~) Director of the Community Safety and Communications Center or (~~((his))~~) the Director
11 of the Community Safety and Communications Center's designee and explain why the (~~((Chief))~~)
12 Director of the Community Safety and Communications Center should not take the proposed
13 action; if no hearing is requested, the (~~((Seattle Police Department))~~) Community Safety and
14 Communications Center will after ten (~~((10))~~) days disregard automatic signals from the
15 premises without a verification from an individual or other independent information showing a
16 need for such dispatch; and

17 4. A requirement of an in-person communication or verification may remain in
18 effect for a period of (~~((three hundred sixty five (365)))~~) 365 days.

19 D. If a hearing is requested, the (~~((Chief))~~) Director of the Community Safety and
20 Communications Center shall schedule the hearing within ten (~~((10))~~) days. Both the alarm user
21 and a representative from the alarm system monitoring company are required to attend. The
22 (~~((Chief))~~) Director of the Community Safety and Communications Center may take into
23 consideration such factors as the steps that the alarm system user or alarm system monitoring

1 company has taken or is taking to correct the problem; the incidence of crime in the area; the
2 facts and circumstances of the false alarms; and other relevant information presented by the user
3 or the monitoring company.

4 E. The ~~((Chief))~~ Director of the Community Safety and Communications Center may
5 suspend or cancel the remedy under subsection 10.08.178.A if ~~((he or she))~~ the Director of the
6 Community Safety and Communications Center determines that the automatic alarm system has
7 been corrected to prevent the recurrence of false alarms.

8 F. "Dispatch" means a discretionary decision whether to direct police units to a location
9 where there has been a report made, by whatever means, that police assistance or investigation is
10 needed. There is no duty to dispatch under any circumstances whatever, whether automatic
11 alarms are involved or not, and all dispatch decisions are made subject to competing priorities
12 and available police response resources.

13 Section 17. Section 12A.16.040 of the Seattle Municipal Code, last amended by
14 Ordinance 125254, is amended as follows:

15 **12A.16.040 False reporting.**

16 A person is guilty of false reporting if ~~((he or she))~~ the person:

17 * * *

18 C. Makes a verbal statement relating to a crime, catastrophe, or emergency to a Seattle
19 ~~((Police))~~ police officer or a ~~((Seattle Police Department))~~ 911 emergency operator, knowing that
20 such statement contains a misstatement of a material fact; or

21 * * *

1 Section 18. The Council requests that the Executive report to the city Council by March
2 31, 2021 on 1) the cost-effectiveness and feasibility of providing parking enforcement officers
3 access to the Seattle Department of Transportation's car charging stations and, 2) additional staff
4 and budget that would be required to support the potential expansion of the parking enforcement
5 officers' responsibilities as follows: managing traffic at lighted intersections, red light camera
6 and school zone enforcement, response to non-injury collisions, response to and reporting on
7 minor thefts and car-break-ins, and traffic control.
8

1 Section 19. This ordinance shall take effect and be in force 30 days after its approval by
2 the Mayor, but if not approved and returned by the Mayor within ten days after presentation, it
3 shall take effect as provided by Seattle Municipal Code Section 1.04.020.

4 Passed by the City Council the _____ day of _____, 2020,
5 and signed by me in open session in authentication of its passage this _____ day of
6 _____, 2020.

7 _____
8 President _____ of the City Council

9 Approved by me this _____ day of _____, 2020.

10 _____
11 Jenny A. Durkan, Mayor

12 Filed by me this _____ day of _____, 2020.

13 _____
14 Monica Martinez Simmons, City Clerk

15 (Seal)



Legislation Text

File #: SLI SPD-503-A-003, **Version:** 1

2021 Seattle City Council Statement of Legislative Intent

Council Budget Action: Agenda

Tab	Action	Option	Version
SPD	503	A	003

Budget Action Title: Request report on potential economies of scale for 911 dispatch

Ongoing: No Has Attachment: No

Primary Sponsor: Lisa Herbold

Council Members: Alex Pedersen, Dan Strauss, Lorena González

Staff Analyst: Lise Kaye

Date		Total	LH	TM	KS	AP	DJ	DS	AL	BC	LG
	Yes	0									
	No	0									
	Abstain	0									
	Absent	0									

Statement of Legislative Intent:

This proposed Statement of Legislative Intent would request the Executive to report by March 31, 2021 on potential economies of scale and other benefits and costs associated with either merging or co-locating the police and fire 911 call-taking and dispatch functions into one emergency communications center.

Background:

The Mayor has proposed to transfer the Seattle Police Department's 911 Communications Center to a new Seattle Emergency Communications Center (SECC) in the Executive Department. CB 119935 would create the SECC to serve as the City's primary Public Safety Answering Point (PSAP), providing 24-hour public safety communication and dispatch services for 911 calls originating in Seattle. Call takers in the SECC would forward calls requiring a fire or medical response to the Seattle Fire Department's dispatch center, called the "Fire Alarm Center," consistent with current practice. Approval of the Mayor's proposed 2021 budget ordinance (CB 119938) would transfer appropriations and FTEs from SPD to the new SECC.

Responsible Council Committee(s):

Public Safety & Human Services

Date Due to Council: March 31, 2021



Legislation Text

File #: SLI SPR-005-A-003, **Version:** 1

2021 Seattle City Council Statement of Legislative Intent

Council Budget Action: Agenda

Tab	Action	Option	Version
SPR	005	A	003

Budget Action Title: Request SPR to design and place signage at Licton Springs

Ongoing: No Has Attachment: No

Primary Sponsor: Kshama Sawant

Council Members: Tammy Morales, Debora Juarez, Dan Strauss, Andrew Lewis, Lorena González

Staff Analyst: Traci Ratzliff

Date		Total	LH	TM	KS	AP	DJ	DS	AL	BC	LG
	Yes	0									
	No	0									
	Abstain	0									
	Absent	0									

Statement of Legislative Intent:

This Statement of Legislative Intent would request Seattle Parks and Recreation (SPR) to work with any Coastal Salish Tribe to design and place signage at Licton Springs that would include information on the cultural and historical significance of the springs. The Council requests SPR to complete this work no later than May 31, 2021.

Responsible Council Committee(s):

Public Assets & Native Communities

Date Due to Council: May 31, 2021



Legislation Text

File #: SLI SPU-001-A-003, **Version:** 1

2021 Seattle City Council Statement of Legislative Intent

Council Budget Action: Agenda

Tab	Action	Option	Version
SPU	001	A	003

Budget Action Title: Request SPU to prepare a scope of work to analyze wastewater treatment plans and potential governance structure changes

Ongoing: No Has Attachment: No

Primary Sponsor: Alex Pedersen

Council Members: Lisa Herbold, Dan Strauss, Andrew Lewis

Staff Analyst: Brian Goodnight

Date		Total	LH	TM	KS	AP	DJ	DS	AL	BC	LG
	Yes	0									
	No	0									
	Abstain	0									
	Absent	0									

Statement of Legislative Intent:

The purpose of this Statement of Legislative Intent is to have Seattle Public Utilities (SPU) begin an effort to evaluate and analyze the regional wastewater treatment system that serves the City of Seattle, including its operations, improvement plans, and governance structure.

The Council desires to keep utility rates as affordable as possible and recognizes that higher rates can have a disproportionate impact on lower-income residents. At the end of the evaluation process, the Council hopes to receive recommendations from SPU for improving environmental quality and maximizing ratepayer value.

The Council requests that SPU provide a report to the Council by June 30, 2021 with a proposed scope of work, approach, and evaluation of whether the work can be done within SPU's 2021 Adopted Budget (or, if applicable, what additional funding would be needed and by when) for conducting an evaluation of the recommendations of King County's Clean Water Plan and analyzing alternative approaches for treating the City's wastewater. At a minimum, the scope of work should address the following:

- An exploration of alternatives, including governance changes, to accomplish the goals of the Clean Water Plan.
- A third-party assessment of King County's planning approach and technical work performed as the basis for the recommendations proposed in the Clean Water Plan.
- An assessment of the impact of Clean Water Plan recommendations on historically disadvantaged communities that have borne disproportionate environmental and social impacts.
- The development and analysis of alternative approaches to wastewater treatment, such as innovative technologies and distributed approaches that support resiliency, that have not been thoroughly analyzed in the Clean Water Plan. SPU should emphasize the development of alternatives that have the potential to achieve greater environmental and equity outcomes with similar or lower costs.

2021 Seattle City Council Statement of Legislative Intent

Council Budget Action: Agenda

Tab	Action	Option	Version
SPU	001	A	003

- An identification and analysis of the feasibility, costs, and benefits of governance changes to the ownership and management of the King County regional wastewater system, including the potential separation of the West Point service area from the regional system.

BACKGROUND

King County provides wastewater treatment services for 34 jurisdictions, 17 cities and 17 local sewer utilities, in King, Snohomish, and Pierce counties. As one of these jurisdictions, the City of Seattle owns and operates its own collection system that carries wastewater and stormwater flows to the County's regional system for treatment and disposal.

The City has a long-term agreement with the County for this service, with the current contract in effect until July 2036. To pay for this wastewater treatment service, the County charges the City a treatment rate that is based on the County's monthly rate and the number of customers that the City serves. To recoup these costs, the City factors the cost of treatment into the rates that are charged to its utility customers, or ratepayers.

The County is currently developing a Clean Water Plan to guide its future water quality investments through the year 2060. The Plan will amend King County's Regional Wastewater Services Plan, which has been guiding the operation and development of its wastewater infrastructure and activities since 1999.

The County anticipates publishing a Draft Environmental Impact Statement for its Clean Water Plan in 2021 for public review and comment, and the Clean Water Plan will be published for County Council review in Q4 2021.

Responsible Council Committee(s):

Transportation & Utilities

Date Due to Council:

June 30, 2021



Legislation Text

File #: SLI SPU-002-A-003, **Version:** 1

2021 Seattle City Council Statement of Legislative Intent

Council Budget Action: Agenda

Tab	Action	Option	Version
SPU	002	A	003

Budget Action Title: Request SPU to explore an expansion of the Tree Ambassador program

Ongoing: No Has Attachment: No

Primary Sponsor: Dan Strauss

Council Members: Tammy Morales, Alex Pedersen, Andrew Lewis

Staff Analyst: Brian Goodnight

Date		Total	LH	TM	KS	AP	DJ	DS	AL	BC	LG
	Yes	0									
	No	0									
	Abstain	0									
	Absent	0									

Statement of Legislative Intent:

Seattle Public Utilities (SPU) manages and operates the Tree Ambassador program in partnership with the Seattle Department of Transportation and the non-profit organization Forterra. The program engages volunteers to develop and lead neighborhood tree walks and encourages tree stewardship through work parties to help care for trees and landscapes in the public right-of-way.

The Tree Ambassador program is part of the larger Trees for Seattle effort that is operated by the same partnership and also includes the Trees for Neighborhoods program that provides free trees, associated materials, and training to Seattle residents. The 2021 Proposed Budget for the Trees for Seattle program includes 1.8 FTE and approximately \$681,000 of funding, split between the General Fund, SPU funds, and Seattle City Light funds.

The Council requests that SPU, in consultation with other City departments if necessary, provide a report to the Council by March 15, 2021 that evaluates the opportunities and constraints of expanding the Tree Ambassador program. The report should address:

- Training volunteers to become resident arborists who can perform basic tree maintenance, such as pruning;
- Educating volunteers and the public on tree protection policies;
- Enlisting volunteers to help inventory trees in their neighborhoods;
- Increasing the number of sites that can be supported by the Tree Ambassador program;
- Prioritizing racial equity and environmental justice in program expansion efforts;
- Other expansion opportunities to enhance Seattle's urban forest, such as expanding the Trees for Neighborhoods program; and
- Staff and funding necessary to implement proposed expansion efforts.

2021 Seattle City Council Statement of Legislative Intent

Council Budget Action: Agenda

Tab	Action	Option	Version
SPU	002	A	003

Responsible Council Committee(s):

Land Use & Neighborhoods

Date Due to Council:

March 15, 2021



SEATTLE CITY COUNCIL

600 Fourth Ave. 2nd Floor
Seattle, WA 98104

Legislation Text

File #: CBA SPU-003-A-003, **Version:** 1

2021 Seattle City Council Budget Action

Council Budget Action: Agenda

Tab	Action	Option	Version
SPU	003	A	003

Budget Action Title: Add \$286,000 GF to SPU to expand the Encampment Trash program to 13 additional sites

Ongoing: Yes Has Budget Proviso: No

Has CIP Amendment: No Has Attachment: No

Primary Sponsor: Tammy Morales

Council Members: Lisa Herbold, Kshama Sawant, Alex Pedersen, Andrew Lewis, Lorena González

Staff Analyst: Brian Goodnight

Council Bill or Resolution:

Date		Total	LH	TM	KS	AP	DJ	DS	AL	BC	LG
	Yes	0									
	No	0									
	Abstain	0									
	Absent	0									

Summary of Dollar Effect

See the following pages for detailed technical information

	2021 Increase (Decrease)	2022 Increase (Decrease)
General Fund		
General Fund Revenues	\$0	
General Fund Expenditures	\$286,000	
Net Balance Effect	\$(286,000)	
Total Budget Balance Effect	\$(286,000)	

Budget Action Description:

This budget action would add \$286,000 GF to Seattle Public Utilities (SPU) to expand the Encampment Trash program to 13 additional sites and would request that the expansion begin by adding unserved encampments in South Seattle.

The funding includes \$17,000 per additional site to cover the cost of supplies and the collection and disposal of waste. The remaining \$65,000 is intended to fund an additional 0.5 FTE of temporary labor for contractor oversight and program administration. SPU does not need additional position authority for the temporary labor.

BACKGROUND

2021 Seattle City Council Budget Action

Council Budget Action: Agenda

Tab	Action	Option	Version
SPU	003	A	003

The Encampment Trash program provides weekly collection and disposal of garbage, bulky items, and hazardous materials at select Unsanctioned Homeless Encampments. The program currently services 17 sites at any given time, and in 2019 it provided garbage collection to 26 different encampments throughout the year. The program also distributes purple bags on a weekly basis and performs on-call garbage collection.

The 2021 Proposed Budget includes \$388,202 for SPU to provide services at up to 17 sites at any given time.

Budget Action Transactions

#	Transaction Description	Position Title	Number of Positions	FTE	Dept	BSL	Fund	Year	Revenue Amount	Expenditure Amount
1	Increase appropriations for Encampment Trash program expansion		0	0	SPU - SU000	SPU - BO-SU-N200B - Utility Service and Operations	00100 - General Fund	2021	\$0	\$286,000



Legislation Text

File #: CBA SDOT-500-B-001, **Version:** 1

Add \$29.8 million of Seattle Transportation Benefit District Fund to SDOT to implement voter-approved Proposition 1 and add a new Seattle Transportation Benefit District - Transit Improvements (MC-TR-C108) project to the CIP

2021 Seattle City Council Budget Action

Council Budget Action: Agenda

Tab	Action	Option	Version
SDOT	500	B	001

Budget Action Title: Add \$29.8 million of Seattle Transportation Benefit District Fund to SDOT to implement voter-approved Proposition 1 and add a new Seattle Transportation Benefit District - Transit Improvements (MC-TR-C108) project to the CIP

Ongoing: Yes Has Budget Proviso: No

Has CIP Amendment: Yes Has Attachment: Yes

Primary Sponsor: Alex Pedersen

Council Members:

Staff Analyst: Calvin Chow

Council Bill or Resolution:

Date		Total	LH	TM	KS	AP	DJ	DS	AL	BC	LG
	Yes	0									
	No	0									
	Abstain	0									
	Absent	0									

Summary of Dollar Effect

See the following pages for detailed technical information

	2021 Increase (Decrease)	2022 Increase (Decrease)
General Fund		
General Fund Revenues	\$0	
General Fund Expenditures	\$0	
Net Balance Effect	\$0	
Other Funds		
Transportation Benefit District Fund (19900)		
Revenues	\$33,403,631	
Expenditures	\$29,784,685	
Net Balance Effect	\$3,618,946	
Total Budget Balance Effect	\$3,618,946	

Budget Action Description:

This Council Budget Action would add \$29.8 million of appropriations from the Seattle Transportation Benefit District (STBD) Fund to the Seattle Department of Transportation (SDOT) to implement the Proposition 1 transit funding measure that was approved by Seattle voters on November 3, 2020.

2021 Seattle City Council Budget Action

Council Budget Action: Agenda

Tab	Action	Option	Version
SDOT	500	B	001

Proposition 1 authorized a 0.15 percent sales tax for transit service and related transportation programs as described in Ordinance 126115. This funding partially replaces the 2014 voter-approved measure for transit service that expires on December 31, 2020, which enacted a 0.1 percent sales tax and a \$60 vehicle license fee.

The 2021 Proposed Budget included \$7.3 million of appropriations related to the ramp down of transit service for the expiring 2014 measure. This Council Budget Action would repurpose this funding together with the new Proposition 1 tax proceeds to authorize a total of \$37 million for the implementation of transit service and related transportation programs in 2021.

The anticipated 2021 spending includes:

- 1) \$21 million for transit service purchases,
- 2) \$5 million for emerging needs and West Seattle mobility,
- 3) \$3 million for youth ORCA opportunity transit passes,
- 4) \$2 million for essential worker transit passes,
- 5) \$1 million for administration, including staffing, and
- 6) \$5 million for infrastructure maintenance and capital improvements.

This Council Budget Action creates a new Seattle Transportation Benefit District - Transit Improvements (MC-TR-C108) CIP project to provide capital funding for the infrastructure maintenance and capital improvements. The new CIP page is shown in Attachment A.

This Council Budget Action would also convert two sunseting positions to permanent positions to provide for continued staffing of SDOT's transit program. These position adjustments include:

1) Converting a Term-Limited Temporary (TLT) Strategic Advisor 2 position to a permanent position. This position manages and oversees the overall transit program and budget, including negotiating service investments with Metro transit. This position is currently scheduled to sunset on December 31, 2021.

2) Converting a TLT Strategic Advisor 1 position to a permanent position. This position oversees the low-income access to transit program. The position is currently scheduled to expire on December 31, 2020.

This Council Budget Action anticipates \$33.4 million of revenue in 2021 from the 0.15 percent sales tax. The tax is expected to be in place by April 1, 2021.

This Council Budget Action has a net balancing effect of \$3.6 million. This funding would carry forward as fund balance in the STBD Fund to support transit program spending over the 6 year term of Proposition 1, and it would provide a reserve in the event that future sales tax revenues do not grow at the same pace as operational expenses.

The Executive will propose stand-alone legislation to enact the 0.15 percent sales tax after the November vote has been certified.

Budget Action Transactions

#	Transaction Description	Position Title	Number of Positions	FTE	Dept	BSL	Fund	Year	Revenue Amount	Expenditure Amount
---	-------------------------	----------------	---------------------	-----	------	-----	------	------	----------------	--------------------

2021 Seattle City Council Budget Action

Council Budget Action: Agenda

Tab	Action	Option	Version
SDOT	500	B	001

1	Back out SDOT-114 - STBD O&M adj		0	0	SDOT - TR000	SDOT - BO-TR-17003 - Mobility Operations	19900 - Transportation Benefit District Fund	2021	\$0	\$(2,343,447)
2	Funding for positions		0	0	SDOT - TR000	SDOT - BO-TR-17003 - Mobility Operations	19900 - Transportation Benefit District Fund	2021	\$0	\$846,996
3	Funding for STBD transit infrastructure		0	0	SDOT - TR000	SDOT - BC-TR-19003 - Mobility-Capital	19900 - Transportation Benefit District Fund	2021	\$0	\$5,000,000
4	Revenue line for 0.15% STBD Sales Tax		0	0	SDOT - TR000	SDOT - BO-TR-17003 - Mobility Operations	19900 - Transportation Benefit District Fund	2021	\$33,403,631	\$0
5	STBD Transit Programs		0	0	SDOT - TR000	SDOT - BO-TR-17003 - Mobility Operations	19900 - Transportation Benefit District Fund	2021	\$0	\$26,281,136

Seattle Transportation Benefit District - Transit Improvements

Project No:	MC-TR-C108	BSL Code:	BC-TR-19003
Project Type:	Ongoing	BSL Name:	Mobility-Capital
Project Category:	Improved Facility	Location:	
Current Project Stage:	N/A	Council District:	Citywide
Start/End Date:	N/A	Neighborhood District:	Multiple
Total Project Cost:	N/A	Urban Village:	Multiple

This program funds infrastructure maintenance and capital improvements to maximize the efficiency of transit operations, including enhancements to transit speed, passenger amenities, transit street pavement maintenance, and reliability of transit service operated by King County Metro within the City of Seattle.

Resources	LTD Actuals	2020 Revised	2021	2022	2023	2024	2025	2026	Total
Sales Tax	-	-	5,000	-	-	-	-	-	5,000
Total:	-	-	5,000	-	-	-	-	-	5,000
Fund Appropriations / Allocations¹	LTD Actuals	2020 Revised	2021	2022	2023	2024	2025	2026	Total
Transportation Benefit District Fund	-	-	5,000	-	-	-	-	-	5,000
Total:	-	-	5,000	-	-	-	-	-	5,000

O&M Impacts: SDOT has individual project budgets for the maintenance of painted markings, signage, bridges and roadway structures, urban forestry, sidewalks and pavement; these budgets are constrained by the availability of transportation specific and general funds. The SDOT Asset Management website (<https://www.seattle.gov/transportation/about-sdot/asset-management>) provides unconstrained operational cost forecasting by asset type, typical lifecycle and average maintenance cost ranges.

¹Funds are appropriated through the Adopted Budget at the Budget Summary Level. All Amounts shown above are in thousands of dollars



Legislation Text

File #: CBA BLG-042-A-001, **Version:** 1

Pass CB 119951 to implement a \$20 increase in the Seattle Transportation Benefit District vehicle license fee and add \$3.6 million to SDOT for bridge maintenance programs

2021 Seattle City Council Budget Action

Council Budget Action: Agenda

Tab	Action	Option	Version
BLG	042	A	001

Budget Action Title: Pass CB 119951 to implement a \$20 increase in the Seattle Transportation Benefit District vehicle license fee and add \$3.6 million to SDOT for bridge maintenance programs

Ongoing: Yes Has Budget Proviso: No

Has CIP Amendment: No Has Attachment: No

Primary Sponsor: Alex Pedersen

Council Members:

Staff Analyst: Calvin Chow

Council Bill or Resolution: CB 119951

Date		Total	LH	TM	KS	AP	DJ	DS	AL	BC	LG
	Yes	0									
	No	0									
	Abstain	0									
	Absent	0									

Summary of Dollar Effect

See the following pages for detailed technical information

	2021 Increase (Decrease)	2022 Increase (Decrease)
General Fund		
General Fund Revenues	\$0	
General Fund Expenditures	\$0	
Net Balance Effect	\$0	
Other Funds		
Transportation Benefit District Fund (19900)		
Revenues	\$3,600,000	
Expenditures	\$3,600,000	
Net Balance Effect	\$0	
Total Budget Balance Effect	\$0	

Budget Action Description:

This Council Budget Action recommends passage of CB 119951, which would impose an additional \$20 vehicle license fee, as authorized by State law. The increase would change the current \$20 vehicle license fee to a \$40 vehicle license fee. This Council Budget Action would also add \$3.6 million of

2021 Seattle City Council Budget Action

Council Budget Action: Agenda

Tab	Action	Option	Version
BLG	042	A	001

appropriations to the Seattle Department of Transportation's (SDOT's) Bridge & Structures BSL for the Structures Engineering and Structures Maintenance programs.

In 2010, the Seattle Transportation Benefit District (STBD) was established by Ordinance 123397 as a separate legal entity, with a governing board comprised of City Councilmembers. In 2010, the STBD Board imposed \$20 vehicle license fee by STBD Resolution 1. The \$20 vehicle license fee has continually been in effect since 2010.

In 2016, the City Council passed Ordinance 125070 which absorbed the Seattle Transportation Benefit District into the City of Seattle, as authorized by a 2015 change in State law. Ordinance 125070 vested the City Council with the STBD's duties and authority.

In November 2019, Washington voters approved Initiative 976, which would have eliminated State authorization for the local vehicle license fee. The City of Seattle received an injunction against Initiative 976 and continued to collect the \$20 vehicle license fee while joining a legal challenge to the initiative. In October 2020, the Washington State Supreme Court ruled that Initiative 976 was unconstitutional, and the authorization for the local vehicle license fee therefore remains in effect.

Chapter 36.73 RCW allows local transportation benefit districts to impose a \$40 vehicle license fee, if a \$20 vehicle license fee has been in effect for twenty four months.

The existing \$20 vehicle license fee generates approximately \$7.2 million annually. RCW 82.80.140 limits the collection of vehicle license fees until six months after approval. This Council Budget Action anticipates that the increase from the existing \$20 vehicle license fee to a \$40 vehicle license fee will add an additional \$3.6 million of revenue in 2021 and \$7.2 million in subsequent years.

This Council Budget Action directs the additional vehicle license fee revenue in 2021 to SDOT's Bridge & Structures BSL to support the Structures Engineering and Structures Maintenance programs, which would increase the 2021 Proposed Budget for these two programs from \$8.9 million to \$13.5 million. These funds are intended to focus on critical bridges and structures that support the City's Frequent Transit Network and partially address the funding gap for bridge maintenance identified in the City Auditor's 2020 Bridge Maintenance Audit.

Budget Action Transactions

#	Transaction Description	Position Title	Number of Positions	FTE	Dept	BSL	Fund	Year	Revenue Amount	Expenditure Amount
1	Add STBD VLF for Structures Engineering		0	0	SDOT - TR000	SDOT - BO-TR-17001 - Bridges & Structures	19900 - Transportation Benefit District Fund	2021	\$0	\$1,800,000
2	Add STBD VLF for Structures Maintenance		0	0	SDOT - TR000	SDOT - BO-TR-17001 - Bridges & Structures	19900 - Transportation Benefit District Fund	2021	\$0	\$1,800,000
3	Revenue from VLF increase		0	0	SDOT - TR000	SDOT - BO-TR-17001 - Bridges & Structures	19900 - Transportation Benefit District Fund	2021	\$3,600,000	\$0



Legislation Text

File #: CBA SDOT-008-D-001, **Version:** 1

2021 Seattle City Council Budget Action

Council Budget Action: Agenda

Tab	Action	Option	Version
SDOT	008	D	001

Budget Action Title: Add \$440,000 of REET I Capital Project Fund, \$1.56 million of REET II Capital Project Fund, and \$2 million of General Fund to SDOT for bridge maintenance programs

Ongoing: No Has Budget Proviso: No

Has CIP Amendment: Yes Has Attachment: Yes

Primary Sponsor: Alex Pedersen

Council Members: Lisa Herbold, Kshama Sawant, Debora Juarez, Dan Strauss, Andrew Lewis

Staff Analyst: Calvin Chow

Council Bill or Resolution:

Date		Total	LH	TM	KS	AP	DJ	DS	AL	BC	LG
	Yes	0									
	No	0									
	Abstain	0									
	Absent	0									

Summary of Dollar Effect

See the following pages for detailed technical information

	2021 Increase (Decrease)	2022 Increase (Decrease)
General Fund		
General Fund Revenues	\$0	
General Fund Expenditures	\$2,000,000	
Net Balance Effect	\$(2,000,000)	
Other Funds		
REET I Capital Fund (30010)		
Expenditures	\$440,000	
Net Balance Effect	\$(440,000)	
REET II Capital Fund (30020)		
Expenditures	\$1,560,000	
Net Balance Effect	\$(1,560,000)	
Total Budget Balance Effect	\$(4,000,000)	

Budget Action Description:

2021 Seattle City Council Budget Action

Council Budget Action: Agenda

Tab	Action	Option	Version
SDOT	008	D	001

This Council Budget Action would fund three Seattle Department of Transportation (SDOT) bridge maintenance programs as follows:

- (1) \$440,000 of Real Estate Excise Tax I (REET I) for the Bridge Load Rating (MC-TR-C006) CIP Project;
- (2) \$1.56 million of REET II for a new Structures Major Maintenance (MC-TR-NEW10) CIP Project; and
- (3) \$2 million of General Fund for the Structures Maintenance program in the Bridges & Structures BSL.

This funding allows for increased capital and operating spending on bridge maintenance in response to the City Auditor's 2020 Bridge Maintenance Report. The City Auditor's report identified four existing SDOT programs as routine maintenance programs, including:

- (1) the Structures Engineering program in the Bridges & Structures BSL;
- (2) the Structures Maintenance program in the Bridges & Structures BSL;
- (3) the Bridge Load Rating (MC-TR-C006) CIP Project, and;
- (4) the Bridge Painting Program (MC-TR-007) CIP Project.

The City Auditor's report identified a minimum need for annual bridge maintenance based on a minimum one percent of total replacement cost of the fixed asset which is estimated at \$34 million per year. The 2021 Proposed Budget includes a total of \$12 million in 2021 for these four bridge maintenance programs. With the funding in this Council Budget Action, the budget for bridge maintenance programs will be increased to a total of \$16 million in 2021.

This Council Budget Action utilizes REET I, REET II, and General Fund identified in the City Budget Office's November revenue update. Expenditure of REET funds is restricted to CIP projects only. The additional funding for the Bridge Load Rating CIP Project would allow SDOT to inventory the condition of additional bridge assets and respond to the recommendations of the City Auditor's report. The creation of the new Structures Major Maintenance CIP Project provides for programmatic capital spending on bridge maintenance activities. The additional funding for the Structures Maintenance program would support additional maintenance spending on the City's bridges and roadway structures.

The impact of this Council Budget Action on the Bridge Load Rating CIP page is shown in Attachment A.

The new CIP page for the Structures Major Maintenance CIP Project is shown in Attachment B.

The City Auditor's 2020 Bridge Maintenance Report is available at:

http://www.seattle.gov/Documents/Departments/CityAuditor/auditreports/2020_03_SeattleBridges_FinalReport.pdf

Budget Action Transactions

#	Transaction Description	Position Title	Number of Positions	FTE	Dept	BSL	Fund	Year	Revenue Amount	Expenditure Amount
1	Add GF for Structures Maintenance		0	0	SDOT - TR000	SDOT - BO-TR-17001 - Bridges & Structures	00100 - General Fund	2021	\$0	\$2,000,000
2	Add REET I for Bridge Load Rating CIP Project		0	0	SDOT - TR000	SDOT - BC-TR-19001 - Major Maintenance/Replacement	30010 - REET I Capital Fund	2021	\$0	\$440,000
3	Add REET II for new Structures Major Maintenance CIP Project		0	0	SDOT - TR000	SDOT - BC-TR-19001 - Major Maintenance/Replacement	30020 - REET II Capital Fund	2021	\$0	\$1,560,000

Bridge Load Rating

Project No:	MC-TR-C006	BSL Code:	BC-TR-19001
Project Type:	Ongoing	BSL Name:	Major Maintenance/Replacement
Project Category:	Rehabilitation or Restoration	Location:	Citywide
Current Project Stage:	N/A	Council District:	Multiple
Start/End Date:	N/A	Neighborhood District:	Multiple
Total Project Cost:	N/A	Urban Village:	Multiple

This program rates bridges for safe load-carry capacity as part of a federally mandated program. The work on this project, performed by both City staff and consultants, ensures public safety. Due to new load rating standards issued by the FHA on November 13, 2013 for Specialized Hauling Vehicles (SHV), additional funding was added to the program as part of the 2015-2020 Proposed CIP. The requested funding needed to meet these new standards was provided in 2019; however, shortly after signing the FAST ACT in 2015, FHWA submitted a 2016 memo that required bridge load ratings to consider Emergency Vehicles if they are at least one road-mile access to and from the National Network of highways. The program is currently assessing whether additional funding beyond 2021 will be needed to meet this mandate.

Resources	LTD Actuals	2020 Revised	2021	2022	2023	2024	2025	2026	Total
Commercial Parking Tax	300	-	-	-	-	-	-	-	300
General Fund	302	-	-	-	-	-	-	-	302
Interdepartmental Transfer	-	-	-	-	-	-	-	-	1
<u>Real Estate Excise Tax I</u>	<u>-</u>	<u>-</u>	<u>440</u>	<u>-</u>	<u>-</u>	<u>-</u>	<u>-</u>	<u>-</u>	<u>440</u>
Real Estate Excise Tax II	1,142	-	-	430	346	273	-	-	2,191
State Gas Taxes - City Street Fund	3,588	1,734	-	-	-	-	366	-	5,688
Street Vacations - SVF	-	-	1,036	658	-	-	-	-	1,694
Vehicle Licensing Fees	200	-	-	-	-	-	-	-	200
Total:	5,533	1,734	<u>4,036</u> <u>1,476</u>	1,088	346	273	366	-	<u>40,376</u> <u>10,816</u>
Fund Appropriations / Allocations¹	LTD Actuals	2020 Revised	2021	2022	2023	2024	2025	2026	Total
General Fund	302	-	-	-	-	-	-	-	302
<u>REET I Capital Fund</u>	<u>-</u>	<u>-</u>	<u>440</u>	<u>-</u>	<u>-</u>	<u>-</u>	<u>-</u>	<u>-</u>	<u>440</u>
REET II Capital Fund	1,169	(27)	-	430	346	273	-	-	2,191
Transportation Benefit District Fund	200	-	-	-	-	-	-	-	200
Transportation Fund	3,861	1,761	1,036	658	-	-	366	-	7,683
Total:	5,533	1,734	<u>4,036</u> <u>1,476</u>	1,088	346	273	366	-	<u>40,376</u> <u>10,816</u>
Unsecured Funding:	LTD Actuals	2020 Revised	2021	2022	2023	2024	2025	2026	Total
To Be Determined	-	-	-	-	-	-	-	377	377
Total:	-	-	-	-	-	-	-	377	377

O&M Impacts: Not applicable - does not create new assets. Results of Bridge Load Rating studies may inform the need for future O&M.

Structures Major Maintenance

Project No:	MC-TR-NEW10	BSL Code:	BC-TR-19001
Project Type:	Ongoing	BSL Name:	Major Maintenance/Replacement
Project Category:	Rehabilitation or Restoration	Location:	Citywide
Current Project Stage:	N/A	Council District:	Multiple
Start/End Date:	N/A	Neighborhood District:	Multiple
Total Project Cost:	N/A	Urban Village:	Multiple

This program provides for major maintenance and rehabilitation of the City's bridges and structural assets that are maintained by the Roadway Structures Division. Examples of improvements that could be funded by this project include: electrical and mechanical upgrades of moveable bridge operating and control systems, repair of cracks and maintenance of concrete and steel structures, and site protection of bridge facilities.

Resources	LTD Actuals	2020 Revised	2021	2022	2023	2024	2025	2026	Total
Real Estate Excise Tax II	-	-	1,560	-	-	-	-	-	1,560
Total:	-	-	1,560	-	-	-	-	-	1,560

Fund Appropriations / Allocations¹	LTD Actuals	2020 Revised	2021	2022	2023	2024	2025	2026	Total
REET II Capital Fund	-	-	1,560	-	-	-	-	-	1,560
Total:	-	-	1,560	-	-	-	-	-	1,560

O&M Impacts: Not applicable - does not create new assets.



Legislation Text

File #: CBA SDOT-010-A-001, **Version:** 1

2021 Seattle City Council Budget Action

Council Budget Action: Agenda

Tab	Action	Option	Version
SDOT	010	A	001

Budget Action Title: Transfer \$2.8 million of LTGO Bond proceeds in SDOT from the West Seattle Bridge Immediate Response (MC-TR-C110) CIP project to the West Marginal Way Safe Street and Accessibility Improvements (MC-TR-C103) CIP project

Ongoing: No Has Budget Proviso: No

Has CIP Amendment: Yes Has Attachment: Yes

Primary Sponsor: Lisa Herbold

Council Members:

Staff Analyst: Calvin Chow

Council Bill or Resolution:

Date		Total	LH	TM	KS	AP	DJ	DS	AL	BC	LG
	Yes	0									
	No	0									
	Abstain	0									
	Absent	0									

Summary of Dollar Effect

See the following pages for detailed technical information

	2021 Increase (Decrease)	2022 Increase (Decrease)
General Fund		
General Fund Revenues	\$0	
General Fund Expenditures	\$0	
Net Balance Effect	\$0	
Other Funds		
2021 LTGO Taxable Bond Fund (36810)		
Expenditures	\$0	
Net Balance Effect	\$0	
Total Budget Balance Effect	\$0	

Budget Action Description:

This Council Budget Action would transfer \$2.8 million of Limited Tax General Obligation (LTGO) Bond proceeds from the Seattle Department of Transportation's (SDOT's) West Seattle Bridge Immediate Response (MC-TR-C110) CIP project to the West Marginal Way Safe Street and Accessibility Improvements (MC-TR-C103) CIP project.

2021 Seattle City Council Budget Action

Council Budget Action: Agenda

Tab	Action	Option	Version
SDOT	010	A	001

As part of the Reconnecting West Seattle program funded by the West Seattle Bridge Immediate Response (MC-TR-C110) CIP project, SDOT committed to fully funding sidewalk and pedestrian crossing improvements of West Marginal Way near the Duwamish Longhouse. These improvements are within the scope of the West Marginal Way Safe Street and Accessibility Improvements (MC-TR-C103) CIP project, which is shown as unsecured funding in the 2021-2026 Proposed CIP. This Council Budget Action would transfer the necessary funding to the appropriate CIP project.

SDOT's cost estimate for these improvements is \$2.8 million.

The impact of this Council Budget Action on the West Seattle Bridge Immediate Response CIP page is shown in Attachment A.

The impact of this Council Budget Action on the West Marginal Way Safe Street and Accessibility Improvements CIP page is shown in Attachment B.

This Council Budget Action requires the passage of BLG-014-B-001 to amend the 2021 Limited Tax General Obligation Bond Ordinance to reflect the proposed transfer of funds between these two projects.

Budget Action Transactions

#	Transaction Description	Position Title	Number of Positions	FTE	Dept	BSL	Fund	Year	Revenue Amount	Expenditure Amount
1	Add funding for West Marginal Way Safe Street and Accessibility Improvements CIP project		0	0	SDOT - TR000	SDOT - BC-TR-19003 - Mobility-Capital	36810 - 2021 LTGO Taxable Bond Fund	2021	\$0	\$2,800,000
2	Reduce funding for West Seattle Bridge Immediate Response CIP Project		0	0	SDOT - TR000	SDOT - BC-TR-19001 - Major Maintenance/Replacement	36810 - 2021 LTGO Taxable Bond Fund	2021	\$0	\$(2,800,000)

West Seattle Bridge Immediate Response

Project No:	MC-TR-C110	BSL Code:	BC-TR-19002
Project Type:	Discrete	BSL Name:	Major Projects
Project Category:	Rehabilitation or Restoration	Location:	West Seattle Bridge Spanning the Duwamish
Current Project Stage:	Stage 2 - Initiation, Project Definition, & Planning	Council District:	Multiple
Start/End Date:	2020 - 2022	Neighborhood District:	Greater Duwamish
Total Project Cost Range:	159,170 - 224,711	Urban Village:	Not in an Urban Village

This CIP funds the first few years of work for the West Seattle Bridge Program, including broad community engagement efforts and early work on the Reconnect West Seattle multimodal strategy. The capital delivery components include emergency repairs and bridge stabilization work that may include shoring and/or controlled removal, bridge replacement options analysis and design, and Spokane Swing (Low) Bridge repairs and enhancements. In parallel, this CIP funds a broad multimodal strategy (Reconnect West Seattle) to accommodate cross-Duwamish travel that formerly used the high-rise bridge in partnership with King County Metro, Sound Transit, WSDOT, Washington State Ferries, BNSF, the Port of Seattle, other state and federal agencies, private mobility providers, large employers, and the general public. In 2020/2021, SDOT will implement improvements developed from this process. The 2020 Appropriations are supported by an Interfund Loan to be repaid by the 2021 LTGO Bond Issuance.

Resources	LTD Actuals	2020 Revised	2021	2022	2023	2024	2025	2026	Total
Federal Grant Funds	-	3,500	-	-	-	-	-	-	3,500
Interfund Loan	-	70,000	-	-	-	-	-	-	70,000
LTGO Bond Proceeds	-	-	30,000 27,200	50,000	-	-	-	-	80,000 77,200
Transportation Funding Package - Parking Tax	-	203	-	-	-	-	-	-	203
Transportation Network Company Revenue	-	-	500	-	-	-	-	-	500
Total:	-	73,703	30,500 27,700	50,000	-	-	-	-	154,203 151,403
Fund Appropriations / Allocations¹	LTD Actuals	2020 Revised	2021	2022	2023	2024	2025	2026	Total
2021 LTGO Taxable Bond Fund	-	70,000	30,000 27,200	-	-	-	-	-	100,000 97,200
2022 LTGO Taxable Bond Fund	-	-	-	50,000	-	-	-	-	50,000
General Fund	-	-	500	-	-	-	-	-	500
Transportation Fund	-	3,703	-	-	-	-	-	-	3,703
Total:	-	73,703	30,500 27,700	50,000	-	-	-	-	154,203 151,403
Financial Planning Estimate:	LTD Actuals	2020 Revised	2021	2022	2023	2024	2025	2026	Total
To Be Determined	-	-	-	41,440	-	-	-	-	41,440
Total:	-	-	-	41,440	-	-	-	-	41,440

Financial Planning Strategy: SDOT and CBO continue to evaluate the funding strategy for the repair and replacement of the West Seattle Bridge. The initial funding will be LTGO bonds, with the debt service paid for by Real Estate Excise Tax. SDOT will work to identify potential partnership funding.

O&M Impacts: O&M Costs are still being evaluated.

West Marginal Way Safe Street and Accessibility Improvements

Project No:	MC-TR-C103	BSL Code:	BC-TR-19003
Project Type:	Discrete	BSL Name:	Mobility-Capital
Project Category:	New Facility	Location:	West Marginal Way SW and SW Alaska St
Current Project Stage:	Stage 2 - Initiation, Project Definition, & Planning	Council District:	Council District 1
Start/End Date:	2020 - 2022	Neighborhood District:	Not in a Neighborhood District
Total Project Cost:	\$2,750 \$3,300	Urban Village:	Not in an Urban Village

This project will implement rail crossing improvements, street crossing improvements, and sidewalk connections in the vicinity of West Marginal Way SW and SW Alaska St. Funding for the project in 2020 (\$750,000) is intended project design and agency coordination with the BNSF Railway.

Resources	LTD Actuals	2020 Revised	2021	2022	2023	2024	2025	2026	Total
<u>LTGO Bond Proceeds</u>	=	=	<u>2,800</u>	=	=	=	=	=	<u>2,800</u>
Transportation Network Company Revenue	-	500	-	-	-	-	-	-	500
Total:	-	500	- <u>2,800</u>	-	-	-	-	-	500 <u>3,300</u>
Fund Appropriations / Allocations¹	LTD Actuals	2020 Revised	2021	2022	2023	2024	2025	2026	Total
<u>2021 LTGO Taxable Bond Fund</u>	=	=	<u>2,800</u>	=	=	=	=	=	<u>2,800</u>
General Fund	-	500	-	-	-	-	-	-	500
Total:	-	500	- <u>2,800</u>	-	-	-	-	-	500 <u>3,300</u>
Unsecured Funding:	LTD Actuals	2020 Revised	2021	2022	2023	2024	2025	2026	Total
To-Be-Determined	-	-	-	-	2,750	-	-	-	2,750
Total:	-	-	-	-	2,750	-	-	-	2,750

~~Unsecured Funding Strategy: Funding for this project may depend upon the availability of grants or identification of new/incremental revenue sources.~~

O&M Impacts: SDOT has individual project budgets for the maintenance of painted markings, signage, signals, bridges and roadway structures, urban forestry, and sidewalks and pavement; these budgets are constrained by the availability of transportation specific and general funds. The SDOT Asset Management website (<https://www.seattle.gov/transportation/about-sdot/asset-management>) provides unconstrained operational cost forecasting by asset type, typical lifecycle and average maintenance cost ranges.



Legislation Text

File #: CBA SDOT-011-A-001, **Version:** 1

Add \$550,000 of School Safety Traffic and Pedestrian Improvement Fund to SDOT for the Pedestrian Master Plan - New Sidewalks (MC-TR-C058) CIP Project for Beacon Hill low-cost sidewalk improvements

2021 Seattle City Council Budget Action

Council Budget Action: Agenda

Tab	Action	Option	Version
SDOT	011	A	001

Budget Action Title: Add \$550,000 of School Safety Traffic and Pedestrian Improvement Fund to SDOT for the Pedestrian Master Plan - New Sidewalks (MC-TR-C058) CIP Project for Beacon Hill low-cost sidewalk improvements

Ongoing: No Has Budget Proviso: No

Has CIP Amendment: Yes Has Attachment: Yes

Primary Sponsor: Tammy Morales

Council Members:

Staff Analyst: Calvin Chow

Council Bill or Resolution:

Date		Total	LH	TM	KS	AP	DJ	DS	AL	BC	LG
	Yes	0									
	No	0									
	Abstain	0									
	Absent	0									

Summary of Dollar Effect

See the following pages for detailed technical information

	2021 Increase (Decrease)	2022 Increase (Decrease)
General Fund		
General Fund Revenues	\$0	
General Fund Expenditures	\$0	
Net Balance Effect	\$0	
Other Funds		
School Safety Traffic and Pedestrian Improvement Fund (18500)		
Expenditures	\$550,000	
Net Balance Effect	\$(550,000)	
Total Budget Balance Effect	\$(550,000)	

Budget Action Description:

This Council Budget Action would add \$550,000 of School Safety Traffic and Pedestrian Improvement (SSTPI) Fund to the Seattle Department of Transportation (SDOT) for the Pedestrian Master Plan - New Sidewalks (MC-TR-C058) CIP project. This funding would be used to construct low-cost sidewalk and pedestrian improvements to 32nd Ave S, between S Graham St and S Orcas St.

2021 Seattle City Council Budget Action

Council Budget Action: Agenda

Tab	Action	Option	Version
SDOT	011	A	001

This Council Budget Action utilizes available fund balance in the SSTPI Fund. The 2021 Proposed Budget identified an ending 2021 SSTPI Fund balance of \$1.5 million. This Council Budget Action anticipates the passage of SDOT-901-A-001 to backfill the 2021 SSTPI Fund shortfall identified in the City Budget Office's November revenue update through the transfer of General Fund to the SSTPI Fund.

The impact of this Council Budget Action on the Pedestrian Master Plan - New Sidewalks CIP page is shown in Attachment A.

Budget Action Transactions

#	Transaction Description	Position Title	Number of Positions	FTE	Dept	BSL	Fund	Year	Revenue Amount	Expenditure Amount
1	Add funding for S Brandon St sidewalk improvements		0	0	SDOT - TR000	SDOT - BC-TR-19003 - Mobility-Capital	18500 - School Safety Traffic and Pedestrian Improvement Fund	2021	\$0	\$550,000

Pedestrian Master Plan - New Sidewalks

Project No:	MC-TR-C058	BSL Code:	BC-TR-19003
Project Type:	Ongoing	BSL Name:	Mobility-Capital
Project Category:	New Facility	Location:	Citywide
Current Project Stage:	N/A	Council District:	Multiple
Start/End Date:	N/A	Neighborhood District:	Multiple
Total Project Cost:	N/A	Urban Village:	Multiple

This project enhances the pedestrian environment in Seattle's neighborhoods by dedicating funding to construct new sidewalks. The New Sidewalk Program draws funding from the School Safety Traffic and Pedestrian Improvement (SSTPI) Fund to improve sidewalks and the pedestrian environment near schools. Additional funding is drawn from other sources to pay for new sidewalk construction near frequent transit routes.

Resources	LTD Actuals	2020 Revised	2021	2022	2023	2024	2025	2026	Total
Commercial Parking Tax	1,482	(8)	-	-	-	-	-	-	1,474
Developer Mitigation	253	584	-	-	-	-	-	-	837
Drainage and Wastewater Rates	203	574	7	-	-	-	-	-	783
Federal Grant Funds	907	1,465	200	-	-	-	-	-	2,572
General Fund	775	-	-	-	-	-	-	-	775
Interdepartmental Transfer	-	-	-	-	-	-	-	-	-
Miscellaneous Grants or Donations	-	3,300	-	-	-	-	-	-	3,300
Private Funding/Donations	-	-	600	-	-	-	-	-	600
Real Estate Excise Tax II	3,543	3,299	1	-	-	-	-	-	6,843
School Camera Ticket Revenues	9,848	(543)	577 1,127	1,988	1,505	360	2,842	2,927	49,503 20,053
State Gas Taxes - City Street Fund	73	-	-	-	-	-	-	-	73
State Grant Funds	1,096	1,016	-	-	-	-	-	-	2,112
Traffic Enforcement Camera Revenue	5,329	6,838	-	-	-	-	-	-	12,167
Transportation Move Seattle Levy - Lid Lift	20,853	6,565	3,301	2,080	4,651	333	-	-	37,783
Vehicle Licensing Fees	939	284	-	-	-	-	-	-	1,223
Water Rates	37	(37)	-	-	-	-	-	-	-
Total:	45,337	23,337	4,686 5,236	4,068	6,155	693	2,842	2,927	90,045 90,595
Fund Appropriations / Allocations ¹	LTD Actuals	2020 Revised	2021	2022	2023	2024	2025	2026	Total
General Fund	775	-	-	-	-	-	-	-	775
Move Seattle Levy Fund	20,853	6,565	3,301	2,080	4,651	333	-	-	37,783
REET II Capital Fund	3,543	3,299	1	-	-	-	-	-	6,843
School Safety Traffic and Pedestrian Improvement Fund	15,096	6,376	577 1,127	1,988	1,505	360	2,842	2,927	31,670
Transportation Benefit District Fund	908	315	-	-	-	-	-	-	1,223
Transportation Fund	4,163	6,781	807	-	-	-	-	-	11,751
Total:	45,337	23,337	4,686 5,236	4,068	6,155	693	2,842	2,927	90,045 90,595
Unsecured Funding:	LTD Actuals	2020 Revised	2021	2022	2023	2024	2025	2026	Total
To Be Determined	-	-	-	-	-	-	3,759	-	3,759
Total:	-	-	-	-	-	-	3,759	-	3,759

Unsecured Funding Strategy: Funding for this program beyond 2024 is dependent upon a future voter approved levy.

website (<https://www.seattle.gov/transportation/about-sdot/asset-management>) provides unconstrained operational cost forecasting by asset type, typical lifecycle and average maintenance cost ranges.



Legislation Text

File #: CBA SDOT-013-A-001, **Version:** 1

2021 Seattle City Council Budget Action

Council Budget Action: Agenda

Tab	Action	Option	Version
SDOT	013	A	001

Budget Action Title: Add \$400,000 of General Fund to SDOT for bicycle and pedestrian improvements along NE 45th Street across Interstate 5 and impose a proviso

Ongoing: No Has Budget Proviso: Yes

Has CIP Amendment: Yes Has Attachment: Yes

Primary Sponsor: Alex Pedersen

Council Members:

Staff Analyst: Calvin Chow

Council Bill or Resolution:

Date		Total	LH	TM	KS	AP	DJ	DS	AL	BC	LG
	Yes	0									
	No	0									
	Abstain	0									
	Absent	0									

Summary of Dollar Effect

See the following pages for detailed technical information

	2021 Increase (Decrease)	2022 Increase (Decrease)
General Fund		
General Fund Revenues	\$0	
General Fund Expenditures	\$400,000	
Net Balance Effect	\$(400,000)	
Total Budget Balance Effect	\$(400,000)	

Budget Action Description:

This Council Budget Action would add \$400,000 of General Fund to the Seattle Department of Transportation (SDOT) for the Bike Master Plan Protected Bike Lanes (MC-TR-C062) CIP project. This funding would fully fund improvements to the NE 45th Street corridor across Interstate 5 to improve bicycle and pedestrian connections between Wallingford and the University District Light Rail Station. These improvements were identified in the Levy to Move Seattle spending plan presented to voters in 2015.

This Council Budget Action would utilize \$400,000 of General Fund balance remaining in the Select Budget Committee Chair's Balancing Package.

The impact of this Council Budget Action on the Bike Master Plan Protected Bike Lanes CIP page is

2021 Seattle City Council Budget Action

Council Budget Action: Agenda

Tab	Action	Option	Version
SDOT	013	A	001

shown in Attachment A.

This Council Budget Action would impose the following proviso:

"Of the appropriation in the 2021 budget for the Seattle Department of Transportation's Mobility Capital BSL, \$400,000 is appropriated solely for bicycle and pedestrian improvements along NE 45th Street between Wallingford and the University District Light Rail Station and may be spent for no other purpose."

Budget Action Transactions

#	Transaction Description	Position Title	Number of Positions	FTE	Dept	BSL	Fund	Year	Revenue Amount	Expenditure Amount
1	Add GF for the I-5 crossing of NW 45th Street		0	0	SDOT - TR000	SDOT - BC-TR-19003 - Mobility-Capital	00100 - General Fund	2021	\$0	\$400,000

Bike Master Plan - Protected Bike Lanes

Project No:	MC-TR-C062	BSL Code:	BC-TR-19003
Project Type:	Ongoing	BSL Name:	Mobility-Capital
Project Category:	Improved Facility	Location:	Citywide
Current Project Stage:	N/A	Council District:	Multiple
Start/End Date:	N/A	Neighborhood District:	Multiple
Total Project Cost:	N/A	Urban Village:	Multiple

This ongoing program implements the Seattle Bicycle Master Plan. Typical improvements may include installing protected bike lanes, bike lanes and sharrows, bicycle route signing, completing key links in the urban trails network, adding bicycle/pedestrian signals to complete the network, and reconstructing key sections of the trails. The goals of the program are to increase bicycle safety and access while reducing bicycle crashes. This program includes funding for street improvement and trail construction and is consistent with the focus in the City's Transportation Strategic Plan (TSP) on encouraging walking and biking. The Accelerated Move Seattle Levy - Lid Lift Revenues represent spending that is in excess of available levy funds; consequently, Move Seattle appropriations are reduced in future years so that the total Move Seattle funding and expenditures are balanced over the nine years of the levy. LTD actuals may include the BMP spot improvements, Urban Trails, and Neighborhood Greenways, which were previously combined with this project's budget.

Resources	LTD Actuals	2020 Revised	2021	2022	2023	2024	2025	2026	Total
City Light Fund Revenues	8	417	-	-	-	-	-	-	424
Commercial Parking Tax	1,359	(197)	-	-	-	-	-	-	1,162
Developer Mitigation	-	1,600	-	-	-	-	-	-	1,600
Drainage and Wastewater Rates	147	-	-	-	-	-	-	-	147
Federal Grant Funds	5,764	5,248	-	-	-	-	-	-	11,011
General Fund	1,100	-	- 400	-	-	-	-	-	- 1,400 1,500
Interdepartmental Transfer	-	-	-	-	-	-	-	-	-
Private Funding/Donations	10	-	-	-	-	-	-	-	10
Public Benefit Payment	316	(316)	600	1,000	14,000	400	-	-	16,000
Real Estate Excise Tax I	400	-	-	-	-	-	-	-	400
Real Estate Excise Tax II	437	8	-	-	-	-	-	-	444
Rubble Yard Proceeds	346	-	-	-	-	-	-	-	346
State Gas Taxes - Arterial City Street Fund	-	-	-	-	-	-	-	-	-
State Gas Taxes - City Street Fund	1,298	9,916	-	-	-	-	-	-	11,215
State Grant Funds	86	493	-	-	-	-	-	-	579
Transportation Funding Package - Lid Lift	23,944	-	-	-	-	-	-	-	23,944
Transportation Move Seattle Levy - Lid Lift	27,784	5,812	3,058	4,032	1,592	1,966	-	-	44,244
Transportation Network Company Revenue	-	-	300	-	-	-	-	-	300
User Fees	1,628	(432)	-	-	-	-	-	-	1,196
Vehicle Licensing Fees	5,631	1,423	1,293	1,325	1,358	-	-	-	11,029
Total:	70,256	23,971	5,254 5,651	6,356	16,950	2,366	-	-	125,154 125,551
Fund Appropriations / Allocations¹	LTD Actuals	2020 Revised	2021	2022	2023	2024	2025	2026	Total
Bridging The Gap Levy Fund	23,944	-	-	-	-	-	-	-	23,944
General Fund	1,100	-	300 700	-	-	-	-	-	- 1,400 1,800
Move Seattle Levy Fund	28,004	5,592	3,058	4,032	1,592	1,966	-	-	44,244
REET I Capital Fund	400	-	-	-	-	-	-	-	400
REET II Capital Fund	437	8	-	-	-	-	-	-	444
School Safety Traffic and Pedestrian Improvement Fund	3	(3)	-	-	-	-	-	-	-
Transportation Benefit District Fund	5,632	1,421	1,293	1,325	1,358	-	-	-	11,029
Transportation Fund	10,737	16,953	600	1,000	14,000	400	-	-	43,446

Total:	70,256	23,971	5,254 5,651	6,356	16,950	2,366	-	-	125,154 125,551
Unsecured Funding:	LTD Actuals	2020 Revised	2021	2022	2023	2024	2025	2026	Total
To Be Determined	-	-	-	-	-	191	9,227	9,829	19,247
Total:	-	-	-	-	-	191	9,227	9,829	19,247

Unsecured Funding Strategy: SDOT will evaluate deliverables, prioritize and scale projects to the extent feasible, and continue to pursue grant and partnership opportunities to resolve potential funding deficits. Funding for this program beyond 2024 is dependent upon a future voter approved levy.

O&M Impacts: SDOT has individual project budgets for the maintenance of painted markings, signage, signals, bridges and roadway structures, urban forestry, and sidewalks and pavement; these budgets are constrained by the availability of transportation specific and general funds. The SDOT Asset Management website (<https://www.seattle.gov/transportation/about-sdot/asset-management>) provides unconstrained operational cost forecasting by asset type, typical lifecycle and average maintenance cost ranges.



Legislation Text

File #: CBA BLG-003-B-001, **Version:** 1

Amend and Pass as amended CB 119911 - CBO LEG Revised Jump Start Appropriations Ordinance

2021 Seattle City Council Budget Action

Council Budget Action: Agenda

Tab	Action	Option	Version
BLG	003	B	001

Budget Action Title: Amend and Pass as amended CB 119911 - CBO LEG Revised Jump Start Appropriations Ordinance

Ongoing: Yes Has Budget Proviso: No

Has CIP Amendment: No Has Attachment: Yes

Primary Sponsor: Budget Committee

Council Members:

Staff Analyst: Aly Pennucci

Council Bill or Resolution: CB 119911

Date		Total	LH	TM	KS	AP	DJ	DS	AL	BC	LG
	Yes	0									
	No	0									
	Abstain	0									
	Absent	0									

Budget Action Description:

This budget action amends and recommends passage of Council Bill (CB) 119911. This legislation as transmitted with the proposed budget would repeal Ordinance 126149 that authorized spending \$57 million from the City's Emergency Fund (EMF) for COVID relief efforts and replaces it with a bill that reflects the 2020 spending agreed to in the compromise between the Council and the Mayor to spend a total of \$45 million for COVID-19 relief efforts in 2020 and 2021. Specifically, CB 119911 authorizes spending \$19.9 million from the EMF in 2020 on COVID-19 relief, with an additional \$3.4 million supported by Community Development Block Grant monies. The 2021 Proposed Budget includes an additional \$22 million of proposed spending to fulfill the agreement for this compromise plan.

This budget action would amend the proviso related to the Office of Immigrant and Refugee Affairs in Section 2.E of CB 119911 to remove specified allocations for language access and would allow OIRA to spend \$9 million on direct financial assistance, to advise recipients, and language access, as needed.

Attachment A

CITY OF SEATTLE

ORDINANCE _____

COUNCIL BILL _____

..title

AN ORDINANCE amending Ordinance 126000, which adopted the 2020 Budget; repealing Ordinance 126149; making appropriations from the Emergency Fund and General Fund for public assistance during the COVID-19 civil emergency; and ratifying and confirming certain prior acts; all by a 3/4 vote of the City Council.

..body

BE IT ORDAINED BY THE CITY OF SEATTLE AS FOLLOWS:

Section 1. Ordinance 126149 is repealed.

Section 2. In order to pay for expenses and obligations to eliminate or lessen the immediate threats to lives, public health, and safety resulting from the COVID-19 epidemic and to address the economic impacts caused by the COVID-19 epidemic that could not have been anticipated at the time of making the 2020 Budget, appropriations for the following items in the 2020 Budget are increased from the funds shown, as follows:

<u>Item</u>	<u>Department</u>	<u>Fund</u>	<u>Budget Summary Level/BCL Code</u>	<u>Amount</u>
2.1	Finance General	Emergency Fund (10102)	Appropriation to Special Funds (10102-BO-FG-2QA00)	\$19,852,567
2.2	Executive (Office of Economic Development)	General Fund (00100)	Business Services (00100-BO-ED-X1D00)	\$2,700,000
2.3	Department of Education and Early Learning	General Fund (00100)	Early Learning (00100-BO-EE-IL100)	\$2,400,000
2.4	Human Services Department	General Fund (00100)	Addressing Homelessness (00100-BO-HS-H3000)	\$3,000,000
2.5	Executive (Office of Housing)	General Fund (00100)	Homeownership & Sustainability (00100-BO-HU-2000)	\$350,000

2.6	Executive (Office of Immigrant and Refugee Affairs)	General Fund (00100)	Office of Immigrant and Refugee Affairs (00100- BO-IA-X1N00)	\$9,000,000
2.7	Executive (Office of Sustainability & Environment)	General Fund (00100)	Office of Sustainability and Environment (00100- BO-SE-X1000)	\$5,600,000
2.8	Finance and Administrative Services	General Fund (00100)	Finance and Administrative Services (City Finance (00100-BO- FA-CITYFINAN)	\$200,000
Grand Total				\$43,102,567

Unspent funds so appropriated shall carry forward to subsequent fiscal years until they are exhausted or abandoned by ordinance.

Section 2. The appropriations in Section 1 of this ordinance shall be subject to the following provisos:

A. Of the funding appropriated to the Office of Economic Development's Business Services (BO-ED-X1D00) Budget Summary Level in the 2020 Adopted Budget, \$2.7 million of the funds shall be used to address the economic hardship small business owners and their employees, and nonprofit organizations and their employees, experience due to loss of business income, grant funding reductions, layoffs and reduced work hours for a significant percentage of this workforce as a result of the COVID-19 crisis and may be used for no other purpose. The Council intends that this funding will be allocated as follows:

1. \$2.5 million to provide financial assistance to small business owners or operators and nonprofit organizations, with preference to brick and mortar small businesses, that would be used to reduce the economic hardship caused by COVID-19 crisis and assist small businesses and nonprofit organizations to

1 comply with public health guidelines, thereby protecting the local economy by
2 reducing the number of businesses or nonprofits that are permanently closed and
3 jobs permanently lost due to the short- and long-term economic impacts caused
4 by COVID-19.

5 2. \$200,000 to provide training, referral services, and technical assistance to
6 support businesses, including assistance in preparing applications for federal or
7 state loans or grants that provide direct financial assistance to small businesses
8 to prepare such businesses for the road to recovery.

9 3. The Council further intends that:

10 a. Up to \$10,000 in financial assistance may be provided to any single eligible
11 small business owner or nonprofit organization under this proviso.

12 b. Assistance should be prioritized for businesses and nonprofit organizations
13 who commit to not reducing wages and benefits provided prior to the
14 COVID-19 emergency, and for business and nonprofit organizations who
15 have historically, or recently, been unable to access other forms of
16 assistance through state or federal programs available to support businesses,
17 including businesses owned by Black, Indigenous, and people of color and
18 those with limited English proficiency, and businesses in the creative
19 industry. Any awards to those in the creative industry should be made in
20 partnership with advocates in the creative industry sphere.

21 c. For purposes of this proviso, an eligible “small business” is defined as a
22 business with 25 or fewer full time equivalent employees (FTEs) and an
23 eligible “nonprofit organization” is a nonprofit with 25 or fewer FTEs that

1 provides community services that protect or enhance the health, safety,
2 environment, or general welfare of people who live or work in Seattle.

3 d. The Executive should develop eligibility criteria for small businesses who
4 have been economically impacted by the COVID-19 crisis and for whom
5 such assistance will provide economic benefits to the public by saving or
6 creating jobs, moderating impacts to local tax revenue by supporting
7 continue operations of small businesses and ensuring that businesses can
8 modify operations as necessary to comply with public health guidance.
9 Criteria should include consideration of equitably distributing financial
10 assistance to small businesses and nonprofit organizations located in
11 neighborhoods across Seattle. Further, businesses that have previously
12 received financial assistance from the City's Small Business Stabilization
13 Fund are not eligible for additional assistance.

14 B. Of the funding appropriated to the Department of Education and Early Learning's
15 Early Learning (BO-EE-IL100) Budget Summary Level in the 2020 Adopted Budget,
16 \$2.4 million of the funds shall be used to address the economic hardship child care
17 providers and their employees experience due to loss of income, layoffs and reduced
18 work hours for a significant percentage of this workforce as a result of the COVID-19
19 crisis and may be used for no other purpose. The Council intends that:

- 20 1. Up to \$10,000 in financial assistance may be provided to (1) any single eligible
21 family child care provider and (2) other licensed child care providers that adhere
22 to labor laws and has a commitment to labor harmony, under this proviso.

2. Up to \$500 in financial assistance may be provided to any single eligible family, friends, and neighbors (FFN) child care provider under this proviso.
3. Assistance should be prioritized for child care providers who commit to not reducing wages and benefits provided prior to the COVID-19 emergency, and for providers who have historically, or recently, been unable to access other forms of assistance through state or federal programs available to support businesses.
4. For purposes of this ordinance (1) family child care is generally defined as licensed child care for mixed-age children and youth (0-12 years) provided by individuals operating in residential homes; and (2) FFN child care is generally defined as an individual who is exempt from child care licensing requirements and provides in-home child care. FFN providers include grandparents, aunts and uncles, elders, older siblings, friends, neighbors, and others who help families by providing child care.
5. The Executive should develop eligibility criteria for child care providers who have been economically impacted by the COVID-19 crisis and for whom such assistance will provide economic benefits to the public by saving or creating jobs, providing essential child care services as people return to work, and ensuring that child care providers can modify operations as necessary to comply with public health guidance.

C. Of the funding appropriated to the Human Services Department's Addressing Homelessness (BO-HS-H3000) Budget Summary Level in the 2020 Adopted Budget, \$3 million of the funds shall be used to address housing insecurity by supporting the

ongoing service and operation costs of shelter providers. Eligible service and operating costs can include, but are not limited to: personal protective equipment, overtime or premium pay for staff, food service, or cleaning supplies.

D. Of the funding appropriated to the Office of Housing's Homeownership & Sustainability (BO-HU-2000) Budget Summary Level in the 2020 Adopted Budget, \$350,000 of the funds shall be used for mortgage counseling and foreclosure prevention programs, including costs for housing counselors, legal aid, service coordination, and direct financial assistance. The Council intends that the City will partner with CBOs that have a history of trust and success in reaching low-income communities, including experience reaching those who are traditionally marginalized or typically face barriers to enrolling in assistance programs, such as, but not limited to, language barriers, and other historically marginalized communities.

E. Of the funding appropriated to the Office of Immigrant and Refugee Affairs' (BO-IA-X1N00) Budget Summary Level in the 2020 Adopted Budget, ~~\$8.3~~ \$9.0 million shall be for any or all of the following: (1) direct financial assistance to Seattle's low-income immigrant and refugee workers and households who have experienced the economic impacts caused by the COVID-19 crisis, ~~and~~ (2) to advise potential recipients of this temporary financial assistance to ensure it will not impact the recipients eligibility for, or result in loss of, any other income-tested benefits, and (3) programs and services that provide language access support for low-income people who need help accessing and understanding federal, state and local assistance programs; and may be used for no other purpose. ~~Furthermore, \$700,000 shall be for programs and services that provide language access support for low income people who need help accessing and~~

~~understanding federal, state and local assistance programs and may be spent for no other purpose.~~ The Council intends the following:

1. Prior to the expenditure of any funds for direct financial assistance, the Executive will partner with CBOs who have a history of trust and success in reaching immigrant and refugee communities to provide such assistance, such as the organizations who worked with the City to distribute emergency grocery vouchers.
- 2 Assistance should include direct cash assistance, including pre-paid debit or credit cards, or other services to assist with basic living expenses. The maximum amount of financial assistance provided per individual will not exceed \$1,000.
3. CBOs will determine the eligibility, including criteria to confirm income eligibility, prioritizing those who experience structural or institutional barriers to accessing support from the government (e.g. language barriers, risk of deportation), are ineligible for other federal or state emergency assistance, or are receiving such assistance in a limited or delayed manner that does not meet their needs, or those who have had or whose families have had adverse health impacts from COVID. Requests for documentation of eligibility should comply with Seattle Municipal Code Section 4.18.015, should not impose an unnecessary burden on those applying for assistance, and should not unnecessarily delay the approval and distribution process.

G. Of the funding appropriated to the Office of Sustainability and Environment's Office of Sustainability and Environment (BO-SE-X1000) Budget Summary Level in the 2020

1 Adopted Budget, \$5.6 million shall be used to continue and expand the Emergency
2 Grocery Voucher program to allow more people participating in existing City programs
3 to be served by this program and may be used for no other purpose. Existing City
4 programs include, but are not limited to: Fresh Bucks, Utility Discount Program, Early
5 Childhood Education and Assistance Program, Child Care Assistance Program, and the
6 portion of the Seattle Preschool Program and the Pathway to Seattle Preschool Program
7 that provide services to households that qualify for free tuition.

8 The Council intends that vouchers will be made available for use at grocery stores
9 participating in the existing Emergency Grocery Voucher program and expanded to
10 include other community grocers and farmers markets. The Council intends that the
11 Executive will work with CBOs that currently enroll people in the Fresh Bucks
12 program to expand the use of vouchers by identifying culturally appropriate
13 neighborhood grocers to participate in the voucher program.

14 H. Of the funding appropriated to the Department of Finance and Administrative Services
15 (FAS) City Finance (BO-FA-CITYFINAN) Budget Summary Level in the 2020
16 Adopted Budget, \$200,000 shall be used to implement and administer the payroll tax
17 authorized in Ordinance 126108. This will ensure that proceeds from the payroll tax are
18 collected and available to extend funding in 2021 for the COVID relief programs and
19 services described in this ordinance and to replenish the Emergency Fund.

20 Section 3. Any action consistent with the authority of this ordinance taken prior to its
21 effective date is ratified and confirmed.

Section 4. This ordinance shall take effect and be in force 30 days after its approval by the Mayor, but if not approved and returned by the Mayor within ten days after presentation, it shall take effect as provided by Seattle Municipal Code Section 1.04.020.

Passed by the City Council the _____ day of _____, 2020,
and signed by me in open session in authentication of its passage this _____ day of _____, 2020.

President _____ of the City Council

Approved by me this _____ day of _____, 2020.

Jenny A. Durkan, Mayor

Filed by me this _____ day of _____, 2020.

Monica Martinez Simmons, City Clerk

(Seal)



Legislation Text

File #: CBA CW-001-A-004, **Version:** 1

2021 Seattle City Council Budget Action

Council Budget Action: Agenda

Tab	Action	Option	Version
CW	001	A	004

Budget Action Title: Add \$2.18 million GF to restore positions proposed for budgetary layoffs in HSD, OED, OPCD, SDOT, and SFD; and impose provisos

Ongoing: Yes Has Budget Proviso: Yes

Has CIP Amendment: No Has Attachment: No

Primary Sponsor: Teresa Mosqueda

Council Members: Lisa Herbold, Tammy Morales, Kshama Sawant, Alex Pedersen, Dan Strauss, Andrew Lewis, Lorena González

Staff Analyst: Karina Bull

Council Bill or Resolution:

Date		Total	LH	TM	KS	AP	DJ	DS	AL	BC	LG
	Yes	0									
	No	0									
	Abstain	0									
	Absent	0									

Summary of Dollar Effect

See the following pages for detailed technical information

	2021 Increase (Decrease)	2022 Increase (Decrease)
General Fund		
General Fund Revenues	\$0	
General Fund Expenditures	\$2,181,714	
Net Balance Effect	\$(2,181,714)	
Total Budget Balance Effect	\$(2,181,714)	

Budget Action Description:

This Council Budget Action (CBA) would (1) add \$2.18 million GF to restore 17 positions proposed for budgetary layoffs in five departments; and (2) impose a proviso on each of the department's 2021 budget to restrict use of the funds to retaining the positions. Maintenance of City services was contemplated in the JumpStart Seattle spending plan adopted through Resolution 31957 and informed by a stakeholder process. Layoffs, especially those that are seniority-based, can disproportionately impact younger workers and people of color.

The five departments covered by this CBA would include the Human Services Department (HSD), Office of Economic Development (OED), Office of Planning and Community Development (OPCD), Seattle Department of Transportation (SDOT), and the Seattle Fire Department (SFD). For all listed positions at OED, OPCD, and SFD, and two positions at HSD, the 2021 Proposed Budget would eliminate both the

2021 Seattle City Council Budget Action

Council Budget Action: Agenda

Tab	Action	Option	Version
CW	001	A	004

funding and the pockets for the positions. For all listed positions at SDOT and one position at HSD, the 2021 Proposed Budget would eliminate the funding for the positions but retain the pockets.

This version of the CBA would correct a technical error in the previous version (CW 001-A-003) by changing the job classification in the budget action transactions from Res & Eval Coordinator at SDOT to Res & Eval Assistant-BU. This version would also increase the proviso on OPCD's budget from \$172,707 to \$196,036 to reflect the full amount needed to restore the Strategic Advisor 3 position, while retaining \$172,707 as the amount of funds added to restore the position.

The provisos on a portion of each of the five department's 2021 budget would restrict use of the added funds as follows:

"Of the appropriation in the 2021 Budget for the Human Services Department's HSD-BO-HS-H2000 BSL, \$86,542 is appropriated solely for retaining an Administrative Specialist 1-BU (#00019425) position and may be spent for no other purpose."

"Of the appropriation in the 2021 Budget for the Human Services Department's HSD-BO-HS-H5000 BSL, \$164,356 is appropriated solely for retaining either or both of the following positions: an Finance Analyst, Assistant (#00023616) position and an Management Systems Analyst, Assistant (#10002529) position and may be spent for no other purpose."

"Of the appropriation in the 2021 Budget for the Office of Economic Development's OED-BO-ED-Admin BSL, \$152,953 is appropriated solely for retaining a Strategic Advisor 2, Exempt / Strategy & Performance Advisor (#00024288) position and may be spent for no other purpose."

"Of the appropriation in the 2021 Budget for the Office of Economic Development's OED-BO-ED-X1D00 BSL, \$155,755 is appropriated solely for retaining a Strategic Advisor 2, Exempt / Nightlife Business Advocate (#10006049) position and may be spent for no other purpose."

"Of the appropriation in the 2021 Budget for the Office of Planning and Community Development's OPCD-BO-PC-X2P00 BSL, \$196,036 is appropriated solely for retaining a Strategic Advisor 3, Exempt (#10005832) position and may be spent for no other purpose."

"Of the appropriation in the 2021 Budget for the Seattle Department of Transportation's SDOT-BC-TR-19001 BSL, \$222,890 is appropriated solely for retaining either or both of the following positions: an Asphalt Paving CC, Assistant (#00008616) position and an Asphalt Raker, Senior (#00008614) position and may be spent for no other purpose."

"Of the appropriation in the 2021 Budget for the Seattle Department of Transportation's SDOT-BO-TR-17003 BSL, \$98,151 is appropriated solely for retaining an Engineering Aide (#00007736) position and may be spent for no other purpose."

"Of the appropriation in the 2021 Budget for the Seattle Department of Transportation's SDOT-BO-TR-18001 BSL, \$910,235 is appropriated solely for retaining any combination of the following positions: Executive 2 (#00008348) position, Labor Relations Coordinator (#00012005) position, Res & Eval Assistant-BU (#00022523) position, Space Planner (#00007693) position, Strategic Advisor 1, General Government (#10004402) position, and Strategic Advisor 2, Finance, Budget, and Accounting (#10005232) position and may be spent for no other purpose."

"Of the appropriation in the 2021 Budget for the Seattle Fire Department's SFD-BO-FD-F5000 BSL,

2021 Seattle City Council Budget Action

Council Budget Action: Agenda

Tab	Action	Option	Version
CW	001	A	004

\$116,799 is appropriated solely for retaining an Administrative Staff Assistant / Reception & Administrative Support Unit (#00006631) position and may be spent for no other purpose.”

“Of the appropriation in the 2021 Budget for the Seattle Fire Department’s SFD-BO-FD-F1000 BSL, \$101,326 is appropriated solely for retaining a Training & Education Coord, Assistant-BU / Medic 2 Program (#00018041) position and may be spent for no other purpose.”

Budget Action Transactions

#	Transaction Description	Position Title	Number of Positions	FTE	Dept	BSL	Fund	Year	Revenue Amount	Expenditure Amount
1	Add funds to restore Admin Spec 1-BU (#00019425)		0	0	HSD - HS000	HSD - BO-HS-H2000 - Preparing Youth for Success	00100 - General Fund	2021	\$0	\$86,542
2	Add funds to restore Finance Anlyst, Asst (#00023616)		0	0	HSD - HS000	HSD - BO-HS-H5000 - Leadership and Administration	00100 - General Fund	2021	\$0	\$80,150
3	Add funds to restore Mgmt Sysys Anlyst, Asst (#10002529)		0	0	HSD - HS000	HSD - BO-HS-H5000 - Leadership and Administration	00100 - General Fund	2021	\$0	\$84,206
4	Pocket Adjustments	Admin Spec I-BU	1	1	HSD - HS000	HSD - BO-HS-H2000 - Preparing Youth for Success	00100 - General Fund	2021	\$0	\$0
5	Pocket Adjustments	Mgmt Sysys Anlyst,Asst	1	1	HSD - HS000	HSD - BO-HS-H5000 - Leadership and Administration	00100 - General Fund	2021	\$0	\$0
6	Add funds to restore StratAdvrs2-Exempt (#00024288)		0	0	OED - ED000	OED - BO-ED-ADMIN - Leadership and Administration	00100 - General Fund	2021	\$0	\$152,953
7	Add funds to restore StratAdvrs2-Exempt (#10006049)		0	0	OED - ED000	OED - BO-ED-X1D00 - Business Services	00100 - General Fund	2021	\$0	\$155,755
8	Pocket Adjustments	StratAdvrs2,Exempt	1	1	OED - ED000	OED - BO-ED-ADMIN - Leadership and Administration	00100 - General Fund	2021	\$0	\$0
9	Pocket Adjustments	StratAdvrs2,Exempt	1	1	OED - ED000	OED - BO-ED-X1D00 - Business Services	00100 - General Fund	2021	\$0	\$0
10	Add funds to restore StratAdvrs3-Exempt (#10005832)		0	0	OPCD - PC000	OPCD - BO-PC-X2P00 - Planning and Community Development	00100 - General Fund	2021	\$0	\$172,707
11	Pocket Adjustments	StratAdvrs3,Exempt	1	1	OPCD - PC000	OPCD - BO-PC-X2P00 - Planning and Community Development	00100 - General Fund	2021	\$0	\$0
12	Add funds to restore Asphalt Paving CC, Asst (#00008616)		0	0	SDOT - TR000	SDOT - BC-TR-19001 - Major Maintenance/Replacement	00100 - General Fund	2021	\$0	\$115,814
13	Add funds to restore Asphalt Raker, Sr (#00008614)		0	0	SDOT - TR000	SDOT - BC-TR-19001 - Major Maintenance/Replacement	00100 - General Fund	2021	\$0	\$107,076
14	Add funds to restore Engineering Aide (#00007736)		0	0	SDOT - TR000	SDOT - BO-TR-17003 - Mobility Operations	00100 - General Fund	2021	\$0	\$98,151
15	Add funds to restore Executive 2 (#00008348)		0	0	SDOT - TR000	SDOT - BO-TR-18001 - Leadership and Administration	00100 - General Fund	2021	\$0	\$199,428
16	Add funds to restore Labor Relations Coord (#00012005)		0	0	SDOT - TR000	SDOT - BO-TR-18001 - Leadership and Administration	00100 - General Fund	2021	\$0	\$164,314
17	Add funds to restore Res & Eval Asst-BU (#00022523)		0	0	SDOT - TR000	SDOT - BO-TR-18001 - Leadership and Administration	00100 - General Fund	2021	\$0	\$105,633
18	Add funds to restore		0	0	SDOT - TR000	SDOT - BO-TR-18001 -	00100 - General Fund	2021	\$0	\$126,342

2021 Seattle City Council Budget Action

Council Budget Action: Agenda

Tab	Action	Option	Version
CW	001	A	004

	Space Planner (#00007693)					Leadership and Administration				
19	Add funds to restore StratAdvsr1-General Govt (#10004402)		0	0	SDOT - TR000	SDOT - BO-TR-18001 - Leadership and Administration	00100 - General Fund	2021	\$0	\$151,234
20	Add funds to restore StratAdvsr2, Fin, Bud,&Acctg (#10005232)		0	0	SDOT - TR000	SDOT - BO-TR-18001 - Leadership and Administration	00100 - General Fund	2021	\$0	\$163,284
21	Add funds to restore Admin Staff Asst (#00006631)		0	0	SFD - FD000	SFD - BO-FD-F5000 - Fire Prevention	00100 - General Fund	2021	\$0	\$116,799
22	Add funds to restore Trng&Ed Coord, Asst-BU (#00018041)		0	0	SFD - FD000	SFD - BO-FD-F1000 - Leadership and Administration	00100 - General Fund	2021	\$0	\$101,326
23	Pocket Adjustments	Admin Staff Asst	1	1	SFD - FD000	SFD - BO-FD-F1000 - Leadership and Administration	00100 - General Fund	2021	\$0	\$0
24	Pocket Adjustments	Trng&Ed Coord,Asst-BU	1	1	SFD - FD000	SFD - BO-FD-F1000 - Leadership and Administration	00100 - General Fund	2021	\$0	\$0



SEATTLE CITY COUNCIL

600 Fourth Ave. 2nd Floor
Seattle, WA 98104

Legislation Text

File #: CBA DON-004-A-001, **Version:** 1

2021 Seattle City Council Budget Action

Council Budget Action: Agenda

Tab	Action	Option	Version
DON	004	A	001

Budget Action Title: Add \$175,000 GF to DON for Chinatown/International District Visioning Phase II

Ongoing: No Has Budget Proviso: No

Has CIP Amendment: No Has Attachment: No

Primary Sponsor: Lorena González

Council Members:

Staff Analyst: Lish Whitson

Council Bill or Resolution:

Date		Total	LH	TM	KS	AP	DJ	DS	AL	BC	LG
	Yes	0									
	No	0									
	Abstain	0									
	Absent	0									

Summary of Dollar Effect

See the following pages for detailed technical information

	2021 Increase (Decrease)	2022 Increase (Decrease)
General Fund		
General Fund Revenues	\$0	
General Fund Expenditures	\$175,000	
Net Balance Effect	\$(175,000)	
Total Budget Balance Effect	\$(175,000)	

Budget Action Description:

This Council Budget Action would add \$175,000 GF to the Department of Neighborhoods (DON) to contract with Community-Based Organizations to support Phase II of the Chinatown/International District (CID) Visioning Process. Currently there is community-led and City-funded work underway to develop a comprehensive neighborhood plan for the CID that includes strategies addressing public safety, displacement, gentrification, homelessness, major infrastructure projects, and other projects from outside the community that have disrupted the neighborhood for more than a decade. In 2017, the Council voiced support for these efforts through Resolution 31754. This funding would allow the neighborhood to continue that work.

Budget Action Transactions

2021 Seattle City Council Budget Action

Council Budget Action: Agenda

Tab	Action	Option	Version
DON	004	A	001

#	Transaction Description	Position Title	Number of Positions	FTE	Dept	BSL	Fund	Year	Revenue Amount	Expenditure Amount
1	Fund the Chinatown/ID visioning process		0	0	DON - DN000	DON - BO-DN-I3300 - Community Building	00100 - General Fund	2021	\$0	\$175,000



Legislation Text

File #: CBA DON-901-B-001, **Version:** 1

2021 Seattle City Council Budget Action

Council Budget Action: Agenda

Tab	Action	Option	Version
DON	901	B	001

Budget Action Title: Proviso funds in DON for Census Outreach and Engagement

Ongoing: No Has Budget Proviso: Yes

Has CIP Amendment: No Has Attachment: No

Primary Sponsor: Dan Strauss

Council Members:

Staff Analyst: Lish Whitson

Council Bill or Resolution:

Date		Total	LH	TM	KS	AP	DJ	DS	AL	BC	LG
	Yes	0									
	No	0									
	Abstain	0									
	Absent	0									

Budget Action Description:

This Council Budget Action would impose a proviso on \$155,095 in the Department of Neighborhoods (DON) budget to pay for a position to conduct outreach and engagement related to results from the 2020 U.S. Census and run the People's Academy for Civic Engagement (PACE). This action would allow a current position within DON, currently due to sunset at the end of 2020, to remain.

The proviso would read as follows:

"Of the appropriation in the 2021 budget for Department of Neighborhoods, \$155,095 is appropriated solely to pay for costs related to a position whose primary duties would include conducting outreach and engagement regarding the 2020 United States Census results and running the People's Academy for Civic Engagement (PACE) program and may be spent for no other purpose."



Legislation Text

File #: CBA FG-003-B-001, **Version:** 1

2021 Seattle City Council Budget Action

Council Budget Action: Agenda

Tab	Action	Option	Version
FG	003	B	001

Budget Action Title: Proviso \$29.9 million in Finance General for the Equitable Communities Initiative

Ongoing: No Has Budget Proviso: Yes

Has CIP Amendment: No Has Attachment: No

Primary Sponsor: Budget Committee

Council Members:

Staff Analyst: Asha Venkataraman

Council Bill or Resolution:

Date		Total	LH	TM	KS	AP	DJ	DS	AL	BC	LG
	Yes	0									
	No	0									
	Abstain	0									
	Absent	0									

Summary of Dollar Effect

See the following pages for detailed technical information

	2021 Increase (Decrease)	2022 Increase (Decrease)
General Fund		
General Fund Revenues	\$0	
General Fund Expenditures	\$(100,000)	
Net Balance Effect	\$100,000	
Total Budget Balance Effect	\$100,000	

Budget Action Description:

This Council Budget Action (CBA) would place two provisos on \$29.9 million of General Fund in Finance General (FG) for the Equitable Communities Initiative, and changes the appropriation from ongoing to one-time. The 2021 Proposed Budget allocated \$100 million to an Equitable Communities Initiative, reserving these funds to implement recommendations from the Equitable Communities task force, which "will focus on up-stream investments for Black, Indigenous, and people of color (BIPOC) communities to address disparities and make meaningful changes that can be measured by community progress." The Council intends that these funds should be allocated towards investments that reflect alignment between the Task Force's recommendations and recommendations from the Participatory Budgeting process.

The Council intends a total of \$30 million to go towards the Equitable Communities Initiative. These funds include \$500,000 to "develop [a] robust facilitation process and to convene community for the purpose of providing recommendations to alternative public safety models and new investments in the

2021 Seattle City Council Budget Action

Council Budget Action: Agenda

Tab	Action	Option	Version
FG	003	B	001

BIPOC community," as described in Section 5.8 of Attachment A to the Third Quarter Supplemental ordinance. \$100,000 of the total funding will remain in the 3Q supplemental to support facilitation costs in 2020. This CBA imposes the following provisos:

"Of the appropriation in the 2021 budget for Finance General Reserves, \$29,500,000 is appropriated solely to fund the Equitable Communities Initiative and actions recommended to the City by the Equitable Communities Task Force and may be spent for no other purpose. Furthermore, none of the money so appropriated may be spent until authorized by future ordinance. The Council anticipates that such authority will not be granted until the Executive submits to the Council a plan for spending the funds that describes how the allocations were informed by and reflect alignment between recommendations from the Task Force and the Participatory Budgeting process's recommendations."

"Of the appropriation in the 2021 budget for Finance General Reserves, \$400,000 is appropriated solely to fund develop a robust facilitation process and convene community for the purpose of providing recommendations for the Equitable Communities Initiative and may be spent for no other purpose."

Budget Action Transactions

#	Transaction Description	Position Title	Number of Positions	FTE	Dept	BSL	Fund	Year	Revenue Amount	Expenditure Amount
1	Equitable Communities Initiative		0	0	FG - FG000	FG - BO-FG-2QD00 - General Purpose	00100 - General Fund	2021	\$0	\$(100,000)



Legislation Text

File #: CBA FG-006-B-001, **Version:** 1

2021 Seattle City Council Budget Action

Council Budget Action: Agenda

Tab	Action	Option	Version
FG	006	B	001

Budget Action Title: Cut \$10.4 million GF from Finance General for Equitable Communities Initiative and add \$33.7 million to Emergency Fund

Ongoing: No Has Budget Proviso: No

Has CIP Amendment: No Has Attachment: No

Primary Sponsor: Teresa Mosqueda

Council Members:

Staff Analyst: Tom Mikesell

Council Bill or Resolution:

Date		Total	LH	TM	KS	AP	DJ	DS	AL	BC	LG
	Yes	0									
	No	0									
	Abstain	0									
	Absent	0									

Summary of Dollar Effect

See the following pages for detailed technical information

	2021 Increase (Decrease)	2022 Increase (Decrease)
General Fund		
General Fund Revenues	\$0	
General Fund Expenditures	\$23,355,000	
Net Balance Effect	\$(23,355,000)	
Other Funds		
Emergency Fund (10102)		
Revenues	\$33,700,000	
Expenditures	\$33,700,000	
Net Balance Effect	\$0	
Total Budget Balance Effect	\$(23,355,000)	

Budget Action Description:

This budget action would cut \$10,345,000 from the 2021 Finance General (FG) Budget for the proposed Equitable Communities Initiative and adds \$33.7 million in FG for a transfer to the City's Emergency Fund in 2021.

2021 Seattle City Council Budget Action

Council Budget Action: Agenda

Tab	Action	Option	Version
FG	006	B	001

After accounting for \$19.8 million of spending from the Emergency Fund for direct COVID-19 relief efforts in 2020, the 2021 Proposed Budget would deplete the Emergency Fund from \$47.1 million to a nearly zero (\$60,643) balance in 2021. This budget action would replenish the Emergency Fund balance to \$33.8 million in 2021, replenishing the majority of the funds used to support the programs and services agreed to for the Joint COVID-19 relief plan in 2020 and 2021 (see the Central Staff Citywide COVID-19 Response Issue Identification memo presented on the October 21, 2020, Select Budget Committee agenda for more information about the Joint-COVID-19 relief plan).

Budget Action Transactions

#	Transaction Description	Position Title	Number of Positions	FTE	Dept	BSL	Fund	Year	Revenue Amount	Expenditure Amount
1	Contribution to Emergency Fund		0	0	FG - FG000	FG - BO-FG-2QA00 - Appropriation to Special Funds	00100 - General Fund	2021	\$0	\$33,700,000
2	Equitable Communities Initiative		0	0	FG - FG000	FG - BO-FG-2QD00 - General Purpose	00100 - General Fund	2021	\$0	\$(10,345,000)
3	Reserve contribution from General Fund		0	0	FG - FG000	FG - BO-FG-2QD00 - General Purpose	10102 - Emergency Fund	2021	\$0	\$33,700,000
4	Transfer in from General Fund		0	0	FG - FG000	FG - BO-FG-2QD00 - General Purpose	10102 - Emergency Fund	2021	\$33,700,000	\$0



Legislation Text

File #: CBA HOM-004-C-001, **Version:** 1

2021 Seattle City Council Budget Action

Council Budget Action: Agenda

Tab	Action	Option	Version
HOM	004	C	001

Budget Action Title: Add \$1,218,000 GF to HSD to increase homelessness outreach services

Ongoing: Yes Has Budget Proviso: Yes

Has CIP Amendment: No Has Attachment: No

Primary Sponsor: Tammy Morales

Council Members: Lisa Herbold, Debora Juarez, Dan Strauss

Staff Analyst: Jeff Simms

Council Bill or Resolution:

Date		Total	LH	TM	KS	AP	DJ	DS	AL	BC	LG
	Yes	0									
	No	0									
	Abstain	0									
	Absent	0									

Summary of Dollar Effect

See the following pages for detailed technical information

	2021 Increase (Decrease)	2022 Increase (Decrease)
General Fund		
General Fund Revenues	\$0	
General Fund Expenditures	\$1,218,000	
Net Balance Effect	\$(1,218,000)	
Total Budget Balance Effect	\$(1,218,000)	

Budget Action Description:

This Council Budget Action would add \$1,218,000 GF to the Human Services Department's (HSD's) 2021 budget to expand homelessness outreach and engagement services and provide flexible financial assistance for serving people experiencing unsheltered homelessness. Of the \$1,218,000 GF this action would add, \$768,000 GF would support a contract to provide homelessness outreach services citywide using a neighborhood-specific approach that allows outreach workers to develop relationships with unsheltered individuals over an extended period of time. To the degree possible, the neighborhood outreach workers providing services through this contract would reflect the communities to be served, including Black, Indigenous, and People of Color (BIPOC) individuals who have lived experience of homelessness, and have specific training related to mental and behavioral health and substance use disorder treatment. Neighborhood outreach workers would conduct proactive outreach and engagement; build trusting relationships with people who are unsheltered; work with the unsheltered to develop and implement individualized plans to access housing and stabilize; assess eligibility for and facilitate

2021 Seattle City Council Budget Action

Council Budget Action: Agenda

Tab	Action	Option	Version
HOM	004	C	001

connections to housing and other services; and support community health and safety, including community clean-up activities. To the degree possible, neighborhood outreach workers would provide problem-solving, education, and information to businesses, Business Improvement Associations (BIAs), and community members in the neighborhoods where they are active.

Through this investment, it is expected that approximately 7.0 FTE would be hired at a homelessness services agency. The neighborhood outreach workers funded through this resource would coordinate with other regional neighborhood outreach workers to ensure geographic coverage throughout Seattle, provide additional capacity focused on work with people who are unsheltered and have high needs, and work in underserved neighborhoods in areas with high unmet needs. Neighborhood outreach workers would work with specialized population-focused and skill-based outreach staff to bring necessary health, behavioral health or culturally relevant services to people in their respective areas.

Three FTEs would cover underserved neighborhoods, including West Seattle, Delridge, South Park, and the Rainier Valley; two FTEs would cover Lake City; and two FTEs would cover Northwest Seattle. The overall goal would be to provide added capacity to serve Seattle neighborhoods where populations that are overrepresented among people experiencing homelessness live, including people who are sheltered, unsheltered, or housed.

The remaining \$450,000 of the \$1,218,000 GF would be used by all homelessness outreach and engagement agencies to provide assistance to individuals experiencing unsheltered homelessness, including but not limited to flexible financial assistance, case management, behavioral health services, and housing navigation. The total increase of this action would be slightly more than the funding provided by the Council for these services in 2020 through CB 119942.

Budget Action Transactions

#	Transaction Description	Position Title	Number of Positions	FTE	Dept	BSL	Fund	Year	Revenue Amount	Expenditure Amount
1	Increase appropriation for homelessness outreach contracts		0	0	HSD - HS000	HSD - BO-HS-H3000 - Addressing Homelessness	00100 - General Fund	2021	\$0	\$1,218,000



Legislation Text

File #: CBA HOM-005-E-001, **Version:** 1

2021 Seattle City Council Budget Action

Council Budget Action: Agenda

Tab	Action	Option	Version
HOM	005	E	001

Budget Action Title: Repurpose 8.0 FTE for a new Homeless Outreach and Provider Ecosystem in HSD, add \$2,100,000 GF to HSD, and state legislative intent

Ongoing: Yes Has Budget Proviso: No

Has CIP Amendment: No Has Attachment: No

Primary Sponsor: Tammy Morales

Council Members:

Staff Analyst: Jeff Simms

Council Bill or Resolution:

Date		Total	LH	TM	KS	AP	DJ	DS	AL	BC	LG
	Yes	0									
	No	0									
	Abstain	0									
	Absent	0									

Summary of Dollar Effect

See the following pages for detailed technical information

	2021 Increase (Decrease)	2022 Increase (Decrease)
General Fund		
General Fund Revenues	\$0	
General Fund Expenditures	\$2,100,000	
Net Balance Effect	\$(2,100,000)	
Total Budget Balance Effect	\$(2,100,000)	

Budget Action Description:

This Council Budget Action would replace the Unsheltered Outreach and Response Team included in the Human Services Department's (HSD's) budget with the Homelessness Outreach and Provider Ecosystem (HOPE). This action would add \$2.1 million GF to HSD's budget for hotel staffing and capacity. In addition, the budget action would state legislative intent for the use of more than \$26 million in Emergency Solutions Grant COVID (ESG-CV) funds in the 2021 Proposed Budget.

In 2020, more than 600 shelter beds have been relocated to or established in hotels utilizing a combination of City and County funding. The use of hotels has deintensified existing shelter programs and created non-congregate shelter opportunities for people experiencing unsheltered homelessness. This budget action would state the Council's intention for the use of ESG-CV funds in HSD's 2021 Proposed Budget, as follows:

2021 Seattle City Council Budget Action

Council Budget Action: Agenda

Tab	Action	Option	Version
HOM	005	E	001

"ESG-CV funds in HSD's 2021 Proposed Budget should prioritize funding eligible expenses related to maintenance of shelter capacity purchased by the city as of November 23, 2020, including beds located in hotels, should those expenses exceed other available resources designated or appropriated for that purpose. Funds should not be expended to increase shelter, rapid re-housing, or homelessness diversion capacity if sufficient funding to maintain current programs is not available."

This action would repurpose the 8.0 FTEs proposed for the Unsheltered Outreach and Response Team. The repurposed staff would constitute the new HOPE team. HOPE would coordinate and support community-based agencies contracted to provide homelessness outreach, and City staff would coordinate litter picks, trash removal, provision of sanitation and hygiene services, storage or retrieval of personal property, and, when circumstances require, relocation or removal of property. Removals would not be used as a first response to encampments. Instead, City departments would collaborate with providers to address obstructions and behavior through thoughtful and respectful dialogue and problem-solving, engaging both unsheltered and housed residents and addressing specific neighborhood needs and priorities. The team would act within the parameters of a framework developed between the Mayor, Council, residents of Seattle, and those who are living outside. The framework, as emailed to Council offices on October 26, 2020, states the following:

(1) United front: Mayor, Councilmembers, and service providers lend their support to a common framework, and will prioritize available resources to implement these principles in practice.

(2) Plan of action: We commit to do the most we can under current conditions and the capacity of our provider network with new, significant, one-time resources, intending to earn support across the spectrum of stakeholders for this approach. Because of City of Seattle and King County investments, we expect a significant amount of permanent supportive housing to come on-line over the next year to help individuals who are chronically homeless. We commit to collaborate with providers to address capacity issues that may impact the ability to undertake the work that is planned for 2021, bearing in mind the need for expertise to work with culturally defined populations and people with complex behavioral health challenges.

(3) Set expectations: many if not most people living unsheltered in Seattle, including many who are longstanding residents as well as others who were last housed outside Seattle, will remain in that situation over the next year.

(4) Principles:

- In addition to supporting current resources, relocate at least 425 additional people from unsafe conditions on the streets into safe lodging (e.g., temporary hotels and enhanced shelters), through outreach that leads to placement in lodging appropriate to the needs of the individual given available resources.
- Focus lodging offers towards unsheltered people who face a variety of barriers to accessing lodging and permanent housing, a group that is disproportionately Black and Indigenous and disabled; and in situations with significant impact on individuals who are unsheltered, neighborhoods and the city as a whole (public safety; impact on struggling businesses and vulnerable neighborhoods; individual and public health, including COVID-19 vulnerability; public disorder).
- In recognition that our city cannot currently offer enough placements, the City will continue to make efforts to assist individuals camped in public spaces for the near term to care for themselves, connect with available supports, access hygiene and trash removal, while working to minimize negative impacts on them and on surrounding businesses and communities.
- The City will continue to advocate for additional resources at the regional, state, and federal level, but

2021 Seattle City Council Budget Action

Council Budget Action: Agenda

Tab	Action	Option	Version
HOM	005	E	001

Seattle does not have, and will not have, sufficient lodging or permanent housing placements to match all or most of those living unsheltered over the next 15 months. There may be circumstances in which moving people is necessary, even in a pandemic, but in those limited cases such activity should be planned and implemented with great care and alternative workable living arrangements made available.

(5) Consistent messaging:

- COVID requires an approach that promotes and protects public health. Since the beginning of March and in response to the COVID-19 outbreak, the City has primarily focused on conducting outreach and suspended scheduled encampment removals to limit the spread of the COVID -19 virus except in the most extreme circumstances. This approach is likely to continue through 2021.
- The only successful way to reduce the prevalence of people living unsheltered is to afford people access to lodging, housing and services that match their circumstances (attention to initial placement). For some, this is solely a matter of affordability with minimal supports, while for others this is a matter of affordability accompanied by appropriate support services to facilitate retention of housing over a longer period of time.
- Appropriate lodging for a particular person means accommodation that is accessible, adequate, and consistent with basic standards of shelter or housing, including support for hygiene, sanitation, food preparation, security, peace, privacy and dignity; and without barriers that could result in the individual being turned away or excluded.

(6) Outreach

- The Mayor, Council and providers commit to a transparent, accountable and collaborative co-design of a street to housing program that utilizes the temporary COVID-resources and on-going City funding for temporary lodging and permanent housing and is inclusive of other stakeholders, such as community associations and businesses. We recognize that time is of the essence, particularly as a result of COVID-19, the challenges for businesses in recovering from COVID economic impacts and the arrival of fall/winter weather. We agree to work together expeditiously, and in good faith with the common goal of housing unsheltered people.
- The City will continue to commit millions of dollars to address trash removal, hygiene, health promotion and harm reduction (sharps containers, health outreach in coordination with Public Health)
- The City concurs that removals will not be the first response and will collaborate with providers to address obstructions and behavior through thoughtful and respectful dialogue and problem-solving, engaging both unsheltered and housed residents, addressing specific neighborhood needs and priorities.

(7) Lodging and Housing

- The City will work with providers to coordinate, screen and match individuals based on the Emergency Solutions Grant (ESG) and HUD requirements identifying the best lodging and permanent housing resource for their situation and needs. Lodging and housing availability will be transparent and known to those doing actual outreach and screening work, insisting on race equity, ensuring resources do not skew disproportionately toward white individuals or people with few barriers.
- The staffing model for hotel programs must be realistic in light of the complex behavioral health needs of many participants, and the lack of available alternative sites or programs to meet their needs.

To ensure fulfillment of the above framework, this action would add \$2.1 million GF to HSD's budget to support hotel capacity and staffing. This funding would ensure the services and activities to respond to unsheltered homelessness have the resources to operate effectively in alignment with the above framework. The addition of these funds would ensure that City support for people currently sheltered in hotels continues rather than displacing those being served in order to create capacity to serve people

2021 Seattle City Council Budget Action

Council Budget Action: Agenda

Tab	Action	Option	Version
HOM	005	E	001

currently living on streets or in public spaces. HSD would scale down this investment if alternate funding sources became available to continue hotel sheltering. These funds would be used to do the following:

- Prevent individuals now sheltered in hotels staffed by social service programs, such as the Downtown Emergency Services Center, Catholic Community Services, Public Defender Association, Asian Counseling and Referral Services, or Chief Seattle Club, from discharge or displacement due to lack of capacity;
- Support a staffing model for the planned expansion of hotel sheltering using ESG-CV funds to serve high-barrier individuals with complex behavioral health needs or who have a substantial impact on the surrounding community;
- Allow the expansion of hotel sheltering with ESG-CV funds to serve high-barrier individuals with complex behavioral health needs who do not display characteristics that make them high-risk for COVID-19, especially individuals and households who have inordinate impacts on surrounding businesses and communities;
- Support adaptations to existing housing approaches, such as rapid re-housing, to create permanent housing strategies for individuals with complex service needs who may be unlikely to succeed in programs that have lower intensity interventions; or
- Increase the number of hotel rooms procured for hotel sheltering for individuals with complex service needs.

Budget Action Transactions

#	Transaction Description	Position Title	Number of Positions	FTE	Dept	BSL	Fund	Year	Revenue Amount	Expenditure Amount
1	Increase appropriation for emergency shelter		0	0	HSD - HS000	HSD - BO-HS-H3000 - Addressing Homelessness	00100 - General Fund	2021	\$0	\$2,100,000



Legislation Text

File #: CBA HOM-018-A-002, **Version:** 1

2021 Seattle City Council Budget Action

Council Budget Action: Agenda

Tab	Action	Option	Version
HOM	018	A	002

Budget Action Title: Add \$100,000 GF to HSD to support the Social Service Provider Academy

Ongoing: Yes Has Budget Proviso: No

Has CIP Amendment: No Has Attachment: No

Primary Sponsor: Lisa Herbold

Council Members: Kshama Sawant, Andrew Lewis, Lorena González

Staff Analyst: Jeff Simms

Council Bill or Resolution:

Date		Total	LH	TM	KS	AP	DJ	DS	AL	BC	LG
	Yes	0									
	No	0									
	Abstain	0									
	Absent	0									

Summary of Dollar Effect

See the following pages for detailed technical information

	2021 Increase (Decrease)	2022 Increase (Decrease)
General Fund		
General Fund Revenues	\$0	
General Fund Expenditures	\$100,000	
Net Balance Effect	\$(100,000)	
Total Budget Balance Effect	\$(100,000)	

Budget Action Description:

This Council Budget Action would add \$100,000 GF to the Human Services Department's (HSD's) 2021 budget to support a navigator position (\$80,000) and provide other student support (\$20,000) at the Social Service Provider Academy (SSPA) at Seattle Central College. SSPA is a career development program that offers higher education opportunities to housing and homelessness social services entry level staff who are interested in advancing professionally in their field. The navigator position would assist students in locating aid, including the flexible funds for student support that this proposal would provide.

Budget Action Transactions

2021 Seattle City Council Budget Action

Council Budget Action: Agenda

Tab	Action	Option	Version
HOM	018	A	002

#	Transaction Description	Position Title	Number of Positions	FTE	Dept	BSL	Fund	Year	Revenue Amount	Expenditure Amount
1	Increase appropriation for program support		0	0	HSD - HS000	HSD - BO-HS-H3000 - Addressing Homelessness	00100 - General Fund	2021	\$0	\$100,000



Legislation Text

File #: CBA HOM-021-A-001, **Version:** 1

2021 Seattle City Council Budget Action

Council Budget Action: Agenda

Tab	Action	Option	Version
HOM	021	A	001

Budget Action Title: Add \$800,000 GF to HSD to support operations of self-managed encampments

Ongoing: Yes Has Budget Proviso: No

Has CIP Amendment: No Has Attachment: No

Primary Sponsor: Kshama Sawant

Council Members:

Staff Analyst: Jeff Simms

Council Bill or Resolution:

Date		Total	LH	TM	KS	AP	DJ	DS	AL	BC	LG
	Yes	0									
	No	0									
	Abstain	0									
	Absent	0									

Summary of Dollar Effect

See the following pages for detailed technical information

	2021 Increase (Decrease)	2022 Increase (Decrease)
General Fund		
General Fund Revenues	\$0	
General Fund Expenditures	\$550,000	
Net Balance Effect	\$(550,000)	
Total Budget Balance Effect	\$(550,000)	

Budget Action Description:

This Council Budget Action would add \$800,000 GF to the Human Service Department's (HSD's) 2021 budget to support the operations of two self-managed encampments that are not operated by a homelessness services agency. The budget action reduces \$250,000 GF from the operational budget in HSD for a new 125-bed enhanced shelter.

These funds would cover a range of potential encampment expenses, including utilities, hygiene facilities, moving expenses, phone and internet service, bus tickets, solid waste collection, food, and staff for as many as 60 beds at two new tiny home villages that are fully operated and managed by residents of the villages rather than a homelessness services agency. Because organizations such as SHARE-WHEEL and Nickelsville, which would be eligible to operate these encampments, may not have the infrastructure to receive and manage HSD funding, HSD would be asked to identify non-traditional ways of awarding these funds.

2021 Seattle City Council Budget Action

Council Budget Action: Agenda

Tab	Action	Option	Version
HOM	021	A	001

This budget action would utilize \$250,000 that is proposed in HSD's 2021 budget to support one-year of operations at a 125-bed enhanced shelter. The average cost of operating a shelter of that size is anticipated to require only \$2,500,000.

Budget Action Transactions

#	Transaction Description	Position Title	Number of Positions	FTE	Dept	BSL	Fund	Year	Revenue Amount	Expenditure Amount
1	Decrease appropriation for enhanced shelter		0	0	HSD - HS000	HSD - BO-HS-H3000 - Addressing Homelessness	00100 - General Fund	2021	\$0	\$(250,000)
2	Increase appropriation for tiny home villages		0	0	HSD - HS000	HSD - BO-HS-H3000 - Addressing Homelessness	00100 - General Fund	2021	\$0	\$800,000



Legislation Text

File #: CBA HOM-022-A-001, **Version:** 1

2021 Seattle City Council Budget Action

Council Budget Action: Agenda

Tab	Action	Option	Version
HOM	022	A	001

Budget Action Title: Add \$80,000 GF (one-time) to HSD for vehicle resident outreach and parking offense mitigation

Ongoing: No Has Budget Proviso: No

Has CIP Amendment: No Has Attachment: No

Primary Sponsor: Teresa Mosqueda

Council Members:

Staff Analyst: Jeff Simms

Council Bill or Resolution:

Date		Total	LH	TM	KS	AP	DJ	DS	AL	BC	LG
	Yes	0									
	No	0									
	Abstain	0									
	Absent	0									

Summary of Dollar Effect

See the following pages for detailed technical information

	2021 Increase (Decrease)	2022 Increase (Decrease)
General Fund		
General Fund Revenues	\$0	
General Fund Expenditures	\$80,000	
Net Balance Effect	\$(80,000)	
Total Budget Balance Effect	\$(80,000)	

Budget Action Description:

This budget action would add \$80,000 GF(one-time) to the Human Services Department's (HSD's) 2021 budget to award to a fiscal sponsor for outreach and parking offense mitigation and flexible financial assistance for vehicle residents, such as the services of the Scofflaw Mitigation Program. The Scofflaw Mitigation Program largely relies on volunteers and donations to assist individuals dwelling in vehicles who have four or more tickets. The 2020 Adopted Budget provided City support for the program, including part-time outreach staff, case management, and financial assistance to restore non-offending status, renew licenses, obtain insurance, obtain bus passes to attend court appointments, and assist in completing assessment and entry in the Homeless Management Information System for the Coordinated Entry System and related services. Funds would be provided to a fiscal sponsor for the vehicle resident outreach and parking offense mitigation program with the expectation that such an organization does not have the organizational structure and capacity to receive a City contract.

2021 Seattle City Council Budget Action

Council Budget Action: Agenda

Tab	Action	Option	Version
HOM	022	A	001

Budget Action Transactions

#	Transaction Description	Position Title	Number of Positions	FTE	Dept	BSL	Fund	Year	Revenue Amount	Expenditure Amount
1	Increase appropriation for services to vehicle residents		0	0	HSD - HS000	HSD - BO-HS-H3000 - Addressing Homelessness	00100 - General Fund	2021	\$0	\$80,000



Legislation Text

File #: SLI LAW-002-A-001, **Version:** 1

2021 Seattle City Council Statement of Legislative Intent

Council Budget Action: Agenda

Tab	Action	Option	Version
LAW	002	A	001

Budget Action Title: Request LAW work with Central Staff to research and prepare draft legislation for an elected Community Oversight Board

Ongoing: No Has Attachment: No

Primary Sponsor: Kshama Sawant

Council Members:

Staff Analyst: Asha Venkataraman

Date		Total	LH	TM	KS	AP	DJ	DS	AL	BC	LG
	Yes	0									
	No	0									
	Abstain	0									
	Absent	0									

Statement of Legislative Intent:

This Statement of Legislative Intent (SLI) would request that the City Attorney's Office (LAW) work with Council Central Staff to research and prepare draft legislation to enable the City of Seattle to establish an elected Community Oversight Board with full powers over police accountability. These powers would include the power to investigate reports of excessive force and racially biased policing, subpoena witnesses and evidence, and fire or otherwise discipline officers. Included in this draft legislation should be any necessary draft Council Bill, Voter Referendum, or Charter Amendment needed for creation of the Community Oversight Board.

Responsible Council Committee(s):

Public Safety & Human Services

Date Due to Council: March 15, 2021



Legislation Text

File #: CBA LEG-003-A-001, **Version:** 1

2021 Seattle City Council Budget Action

Council Budget Action: Agenda

Tab	Action	Option	Version
LEG	003	A	001

Budget Action Title: Add \$200,000 GF to LEG for operations and personnel expenses

Ongoing: Yes Has Budget Proviso: No

Has CIP Amendment: No Has Attachment: No

Primary Sponsor: Lorena González

Council Members:

Staff Analyst: Lise Kaye

Council Bill or Resolution:

Date		Total	LH	TM	KS	AP	DJ	DS	AL	BC	LG
	Yes	0									
	No	0									
	Abstain	0									
	Absent	0									

Summary of Dollar Effect

See the following pages for detailed technical information

	2021 Increase (Decrease)	2022 Increase (Decrease)
General Fund		
General Fund Revenues	\$0	
General Fund Expenditures	\$200,000	
Net Balance Effect	\$(200,000)	
Total Budget Balance Effect	\$(200,000)	

Budget Action Description:

This budget action would add \$200,000 to the Legislative Department's (LEG) 2021 budget to partially restore proposed cuts and address Legislative Department needs that were not funded in the 2021 Proposed Budget. The Proposed Budget included a 5% reduction (\$879,921) to the Department's budget, significantly restricting continued operations and expenses which are primarily driven by personnel and payroll costs.

Specifically, this budget action would provide funding to address three critical needs:

- Correcting pay disparities among employees performing the same or similar duties who have discrepancies in pay;
- Hiring a consultant to support a search process for a permanent Central Staff Director; and

2021 Seattle City Council Budget Action

Council Budget Action: Agenda

Tab	Action	Option	Version
LEG	003	A	001

- Hiring to fill a vacant but unfunded Central Staff analyst position, relieving significant capacity constraints on Central Staff, particularly in the subject areas of community safety, police accountability and labor standards/regulations.

Budget Action Transactions

#	Transaction Description	Position Title	Number of Positions	FTE	Dept	BSL	Fund	Year	Revenue Amount	Expenditure Amount
1	Increase appropriations to support operations.		0	0	LEG - LG000	LEG - BO-LG-G1000 - Legislative Department	00100 - General Fund	2021	\$0	\$200,000



Legislation Text

File #: CBA OED-005-A-001, **Version:** 1

2021 Seattle City Council Budget Action

Council Budget Action: Agenda

Tab	Action	Option	Version
OED	005	A	001

Budget Action Title: Add \$58,000 GF to OED for the Special Events Program Lead position

Ongoing: Yes Has Budget Proviso: No

Has CIP Amendment: No Has Attachment: No

Primary Sponsor: Dan Strauss

Council Members:

Staff Analyst: Yolanda Ho

Council Bill or Resolution:

Date		Total	LH	TM	KS	AP	DJ	DS	AL	BC	LG
	Yes	0									
	No	0									
	Abstain	0									
	Absent	0									

Summary of Dollar Effect

See the following pages for detailed technical information

	2021 Increase (Decrease)	2022 Increase (Decrease)
General Fund		
General Fund Revenues	\$0	
General Fund Expenditures	\$58,000	
Net Balance Effect	\$(58,000)	
Total Budget Balance Effect	\$(58,000)	

Budget Action Description:

This Council Budget Action would add \$58,000 GF to the Office of Economic Development (OED) for the Special Events Program Lead position, whose responsibilities include overseeing coordination of special events permitting and developing permitting programs and services to drive economic, cultural, and community growth for Seattle. The position was intended to be fully funded with Admissions Tax proceeds, but given the sharp decline in revenues due to the COVID-19 pandemic, \$58,000 of this position's cost needs to be supported by GF in 2021.

With this funding, OED would be expected to complete the work described in Statement of Legislative Intent OED-002-A-003, regarding the development of strategies to support farmers markets, and prioritize providing general support to farmers markets.

Budget Action Transactions

2021 Seattle City Council Budget Action

Council Budget Action: Agenda

Tab	Action	Option	Version
OED	005	A	001

#	Transaction Description	Position Title	Number of Positions	FTE	Dept	BSL	Fund	Year	Revenue Amount	Expenditure Amount
1	Add GF support for the Special Events Program Lead position		0	0	OED - ED000	OED - BO-ED-X1D00 - Business Services	00100 - General Fund	2021	\$0	\$58,000



Legislation Text

File #: CBA OED-006-A-001, **Version:** 1

2021 Seattle City Council Budget Action

Council Budget Action: Agenda

Tab	Action	Option	Version
OED	006	A	001

Budget Action Title: Add \$50,000 GF to OED to support workforce development activities

Ongoing: No Has Budget Proviso: No

Has CIP Amendment: No Has Attachment: No

Primary Sponsor: Dan Strauss

Council Members:

Staff Analyst: Yolanda Ho

Council Bill or Resolution:

Date		Total	LH	TM	KS	AP	DJ	DS	AL	BC	LG
	Yes	0									
	No	0									
	Abstain	0									
	Absent	0									

Summary of Dollar Effect

See the following pages for detailed technical information

	2021 Increase (Decrease)	2022 Increase (Decrease)
General Fund		
General Fund Revenues	\$0	
General Fund Expenditures	\$50,000	
Net Balance Effect	\$(50,000)	
Total Budget Balance Effect	\$(50,000)	

Budget Action Description:

This Council Budget Action would add \$50,000 GF to the Office of Economic Development (OED) to fund workforce development activities.

This funding, which would be cut in the 2021 Proposed Budget, would support a contract with an organization that seeks to provide low-income job seekers of Seattle and King County with jobs in the building and construction trades and at the Port of Seattle/Seattle-Tacoma International Airport, such as Port Jobs.

Budget Action Transactions

2021 Seattle City Council Budget Action

Council Budget Action: Agenda

Tab	Action	Option	Version
OED	006	A	001

#	Transaction Description	Position Title	Number of Positions	FTE	Dept	BSL	Fund	Year	Revenue Amount	Expenditure Amount
1	Add GF support for workforce development activities		0	0	OED - ED000	OED - BO-ED-X1D00 - Business Services	00100 - General Fund	2021	\$0	\$50,000



Legislation Text

File #: CBA OED-900-B-001, **Version:** 1

2021 Seattle City Council Budget Action

Council Budget Action: Agenda

Tab	Action	Option	Version
OED	900	B	001

Budget Action Title: Cut \$14,000 GF from OED for the Creative Industry Policy Advisor position

Ongoing: No Has Budget Proviso: No

Has CIP Amendment: No Has Attachment: No

Primary Sponsor: Budget Committee

Council Members:

Staff Analyst: Yolanda Ho

Council Bill or Resolution:

Date		Total	LH	TM	KS	AP	DJ	DS	AL	BC	LG
	Yes	0									
	No	0									
	Abstain	0									
	Absent	0									

Summary of Dollar Effect

See the following pages for detailed technical information

	2021 Increase (Decrease)	2022 Increase (Decrease)
General Fund		
General Fund Revenues	\$0	
General Fund Expenditures	\$(14,000)	
Net Balance Effect	\$14,000	
Total Budget Balance Effect	\$14,000	

Budget Action Description:

This Council Budget Action (CBA) would cut \$14,000 GF (one-time) from the Office of Economic Development (OED) for the Creative Industry Policy Advisor position (1.0 FTE Strategic Advisor 2), which is currently vacant. The position was added to the 2020 Adopted Budget to support implementation of OED's Creative Industry sector strategy with marketing, stakeholder management, and policy research and development. This action is anticipated to delay hire of this position until February 2021. The previous option (CBA OED-900-A-001) would have cut \$164,000 GF for this position, delaying hire until 2022.

Budget Action Transactions

2021 Seattle City Council Budget Action

Council Budget Action: Agenda

Tab	Action	Option	Version
OED	900	B	001

#	Transaction Description	Position Title	Number of Positions	FTE	Dept	BSL	Fund	Year	Revenue Amount	Expenditure Amount
1	Cut GF support for Creative Industry Policy Advisor position		0	0	OED - ED000	OED - BO-ED-X1D00 - Business Services	00100 - General Fund	2021	\$0	\$(14,000)



Legislation Text

File #: CBA OH-005-A-001, **Version:** 1

2021 Seattle City Council Budget Action

Council Budget Action: Agenda

Tab	Action	Option	Version
OH	005	A	001

Budget Action Title: Add \$150,000 in GF to OH for pre-development costs for property in the Central Area

Ongoing: No Has Budget Proviso: No

Has CIP Amendment: No Has Attachment: No

Primary Sponsor: Kshama Sawant

Council Members:

Staff Analyst: Traci Ratzliff

Council Bill or Resolution:

Date		Total	LH	TM	KS	AP	DJ	DS	AL	BC	LG
	Yes	0									
	No	0									
	Abstain	0									
	Absent	0									

Summary of Dollar Effect

See the following pages for detailed technical information

	2021 Increase (Decrease)	2022 Increase (Decrease)
General Fund		
General Fund Revenues	\$0	
General Fund Expenditures	\$150,000	
Net Balance Effect	\$(150,000)	
Total Budget Balance Effect	\$(150,000)	

Budget Action Description:

This Council Budget Action would add \$150,000 in GF to the Office of Housing to fund pre-development costs for property in the Central District. This funding would be in addition to the \$100,000 that was included in the chair's proposed balancing package. If this CBA is approved it would bring total funding to \$250,000 for this effort. The property that would be acquired is proposed to be used in the short term as shelter but in the long term would be redeveloped as affordable housing.

It is the Council's expectation that the City will assist with the acquisition of this property through existing City programs, such as the Office of Housing's Acquisition and Preservation Program. If needed, the Council will amend the Levy Administrative and Financial Plan to provide additional authority to support this acquisition. In addition, the Council intends that the shelter be prioritized for use by single adults.

Budget Action Transactions

2021 Seattle City Council Budget Action

Council Budget Action: Agenda

Tab	Action	Option	Version
OH	005	A	001

#	Transaction Description	Position Title	Number of Positions	FTE	Dept	BSL	Fund	Year	Revenue Amount	Expenditure Amount
1	Add funding for pre-development costs for property in Central Area		0	0	OH - HU000	OH - BO-HU-1000 - Leadership and Administration	00100 - General Fund	2021	\$0	\$150,000



Legislation Text

File #: CBA OH-006-B-001, **Version:** 1

2021 Seattle City Council Budget Action

Council Budget Action: Agenda

Tab	Action	Option	Version
OH	006	B	001

Budget Action Title: Add \$200,000 GF to OH's Weatherization Program to increase funding for converting homes from gas or oil heating to electric

Ongoing: No Has Budget Proviso: No

Has CIP Amendment: No Has Attachment: No

Primary Sponsor: Kshama Sawant

Council Members:

Staff Analyst: Traci Ratzliff

Council Bill or Resolution:

Date		Total	LH	TM	KS	AP	DJ	DS	AL	BC	LG
	Yes	0									
	No	0									
	Abstain	0									
	Absent	0									

Summary of Dollar Effect

See the following pages for detailed technical information

	2021 Increase (Decrease)	2022 Increase (Decrease)
General Fund		
General Fund Revenues	\$0	
General Fund Expenditures	\$200,000	
Net Balance Effect	\$(200,000)	
Total Budget Balance Effect	\$(200,000)	

Budget Action Description:

This Council Budget Action would add \$200,000 in General Fund to the Office of Housing's (OH) Weatherization Program to increase funding for converting homes from gas or oil heating to electric. The proposed 2021 budget includes \$5.8 million in funding for OH's Weatherization Program. This program provides grants to increase energy efficiency and lower utility costs for low-income residents in both single-family and multifamily properties.

Budget Action Transactions

#	Transaction Description	Position Title	Number of Positions	FTE	Dept	BSL	Fund	Year	Revenue Amount	Expenditure Amount
---	-------------------------	----------------	---------------------	-----	------	-----	------	------	----------------	--------------------

2021 Seattle City Council Budget Action

Council Budget Action: Agenda

Tab	Action	Option	Version
OH	006	B	001

1	Add funding for converting homes from gas or oil to electric heat		0	0	OH - HU000	OH - BO-HU-2000 - Homeownership & Sustainability	00100 - General Fund	2021	\$0	\$200,000
---	---	--	---	---	------------	--	----------------------	------	-----	-----------



Legislation Text

File #: CBA OLS-001-A-001, **Version:** 1

2021 Seattle City Council Budget Action

Council Budget Action: Agenda

Tab	Action	Option	Version
OLS	001	A	001

Budget Action Title: Add \$50,000 OLS Fund for OLS to implement recommendations of the Domestic Workers Standards Board

Ongoing: No Has Budget Proviso: No

Has CIP Amendment: No Has Attachment: No

Primary Sponsor: Tammy Morales

Council Members:

Staff Analyst: Karina Bull

Council Bill or Resolution:

Date		Total	LH	TM	KS	AP	DJ	DS	AL	BC	LG
	Yes	0									
	No	0									
	Abstain	0									
	Absent	0									

Summary of Dollar Effect

See the following pages for detailed technical information

	2021 Increase (Decrease)	2022 Increase (Decrease)
General Fund		
General Fund Revenues	\$0	
General Fund Expenditures	\$50,000	
Net Balance Effect	\$(50,000)	
Other Funds		
Office of Labor Standards Fund (00190)		
Revenues	\$50,000	
Expenditures	\$50,000	
Net Balance Effect	\$0	
Total Budget Balance Effect	\$(50,000)	

Budget Action Description:

This Council Budget Action would add \$50,000 OLS fund for the Office of Labor Standards to implement recommendations from the Domestic Workers Standards Board (Board). The Board was established by the Domestic Workers Ordinance (Seattle Municipal Code 14.23) to provide a forum for hiring entities, domestic workers, worker organizations, and the public to consider, analyze, and make

2021 Seattle City Council Budget Action

Council Budget Action: Agenda

Tab	Action	Option	Version
OLS	001	A	001

recommendations to the City on the legal protections, benefits, and working conditions for domestic worker industry standards. The additional funding would support one or more of the following Board recommendations:

- (1) Develop and expand services to domestic workers to support their exercise of the rights established by the ordinance;
- (2) Collect and analyze data to understand how the community is responding to ordinance requirements, including identification of barriers to implementation;
- (3) Develop additional or new enforcement methods to address the reasons, including power differentials between domestic workers and hiring entities, that may discourage workers from accessing more information about their rights or reporting violations; or
- (4) Develop and release an online portable benefits platform for domestic workers.

Budget Action Transactions

#	Transaction Description	Position Title	Number of Positions	FTE	Dept	BSL	Fund	Year	Revenue Amount	Expenditure Amount
1	Add \$50,000 to Finance General to transfer General Fund to the Office of Labor Standards		0	0	FG - FG000	FG - BO-FG-2QA00 - Appropriation to Special Funds	00100 - General Fund	2021	\$0	\$50,000
2	Add \$50,000 to support implementation of recommendations by Domestic Workers Standards Board		0	0	OLS - LS000	OLS - BO-LS-1000 - Office of Labor Standards	00190 - Office of Labor Standards Fund	2021	\$0	\$50,000
3	Transfer of General Fund into Office of Labor Standards Fund to support appropriation		0	0	OLS - LS000	OLS - BO-LS-1000 - Office of Labor Standards	00190 - Office of Labor Standards Fund	2021	\$50,000	\$0



Legislation Text

File #: SLI OPCD-004-A-001, **Version:** 1

2021 Seattle City Council Statement of Legislative Intent

Council Budget Action: Agenda

Tab	Action	Option	Version
OPCD	004	A	001

Budget Action Title: Report by OPCD, OH, and SDCI on displacement monitoring gaps

Ongoing: Yes

Has Attachment: Yes

Primary Sponsor: Alex Pedersen

Council Members:

Staff Analyst: Ketil Freeman

Date		Total	LH	TM	KS	AP	DJ	DS	AL	BC	LG
	Yes	0									
	No	0									
	Abstain	0									
	Absent	0									

Statement of Legislative Intent:

This Statement of Legislative Intent would request that the Office of Planning and Community Development (OPCD), the Office of Housing (OH), and the Seattle Department of Construction and Inspections (SDCI), in consultation with the Equitable Development Initiative Advisory Board, report to the Council on (1) options for addressing the displacement monitoring data-collection gap for naturally occurring affordable housing, (2) the status and outcomes of internal reporting on indicators to inform short-term and long-term displacement mitigation strategies, and (3) recommended additional strategies to mitigate physical and economic displacement.

Options for addressing data-collection gaps for naturally occurring affordable housing could include, but are not limited to, identifying a vendor that can provide data on private-market affordable housing or developing an in-house data source from participants in the Rental Registration and Inspections Program.

Resolution 31870 and Executive Order 2019-02 establish the Council and Mayor's intent to monitor and mitigate residential displacement. Pursuant to that intent, the City has established an Equitable Development Monitoring Program, which includes reporting on displacement risk indicators. Those indicators were recommended by the University of California Berkeley's Urban Displacement Project (See the attached Heightened Displacement Risk Indicator's report (Berkeley Report)). OPCD published initial monitoring data based on the Berkeley Report's recommendations in September 2020. The Berkeley Report identifies a gap for data related to naturally occurring affordable housing. See Berkeley Report p. 45. In addition to annual reporting, the Berkeley Report also identifies the need for regular internal reporting on indicators to inform timely residential displacement mitigation. See Berkeley Report p. 43.

Responsible Council Committee(s):

Land Use & Neighborhoods

Date Due to Council: June 30, 2021



Legislation Text

File #: CBA OSE-005-C-001, **Version:** 1

2021 Seattle City Council Budget Action

Council Budget Action: Agenda

Tab	Action	Option	Version
OSE	005	C	001

Budget Action Title: Add \$1.3 million GF to OSE for the Fresh Bucks program

Ongoing: Yes Has Budget Proviso: No

Has CIP Amendment: No Has Attachment: No

Primary Sponsor: Dan Strauss

Council Members: Lisa Herbold, Tammy Morales, Kshama Sawant, Alex Pedersen, Andrew Lewis

Staff Analyst: Yolanda Ho

Council Bill or Resolution:

Date		Total	LH	TM	KS	AP	DJ	DS	AL	BC	LG
	Yes	0									
	No	0									
	Abstain	0									
	Absent	0									

Summary of Dollar Effect

See the following pages for detailed technical information

	2021 Increase (Decrease)	2022 Increase (Decrease)
General Fund		
General Fund Revenues	\$0	
General Fund Expenditures	\$1,300,000	
Net Balance Effect	\$(1,300,000)	
Total Budget Balance Effect	\$(1,300,000)	

Budget Action Description:

This Council Budget Action (CBA) would add \$1.3 million GF to the Office of Sustainability and Environment (OSE) for the Fresh Bucks program, which provides eligible residents with vouchers worth \$480 annually (\$40 per month) to purchase fruits and vegetables at participating Seattle farmers markets, neighborhood grocers, and Safeway stores. The previous option (CBA OSE-005-B-001) would have added a total of \$1.8 million, comprised of \$1.3 million GF and \$500,000 Sweetened Beverage Tax (SBT) proceeds, to fund Fresh Bucks vouchers.

This funding would provide vouchers to an additional 2,600 people from January to December 2021. There are 3,364 people on the waitlist for the current benefit period, so this added support would leave 764 people on the waitlist. OSE is currently serving over 9,000 participants, who began the Fresh Bucks program in June 2020 and will receive an extended benefit until December 2021 (benefit period would normally end in May 2021) in response to the COVID-19 pandemic. The 2021 Proposed Budget would

2021 Seattle City Council Budget Action

Council Budget Action: Agenda

Tab	Action	Option	Version
OSE	005	C	001

fund the Fresh Bucks program with nearly \$5.3 million, comprised primarily of SBT revenues, with a small amount of GF support and funding directly provided by the State for the SNAP match program.

Budget Action Transactions

#	Transaction Description	Position Title	Number of Positions	FTE	Dept	BSL	Fund	Year	Revenue Amount	Expenditure Amount
1	Add GF support for Fresh Bucks		0	0	OSE - SE000	OSE - BO-SE-X1000 - Office of Sustainability and Environment	00100 - General Fund	2021	\$0	\$1,300,000



Legislation Text

File #: CBA SDCI-012-B-001, **Version:** 1

2021 Seattle City Council Budget Action

Council Budget Action: Agenda

Tab	Action	Option	Version
SDCI	012	B	001

Budget Action Title: Add \$145,000 GF to SDCI for eviction legal defense

Ongoing: Yes Has Budget Proviso: No

Has CIP Amendment: No Has Attachment: No

Primary Sponsor: Kshama Sawant

Council Members:

Staff Analyst: Ketil Freeman

Council Bill or Resolution:

Date		Total	LH	TM	KS	AP	DJ	DS	AL	BC	LG
	Yes	0									
	No	0									
	Abstain	0									
	Absent	0									

Summary of Dollar Effect

See the following pages for detailed technical information

	2021 Increase (Decrease)	2022 Increase (Decrease)
General Fund		
General Fund Revenues	\$0	
General Fund Expenditures	\$145,000	
Net Balance Effect	\$(145,000)	
Total Budget Balance Effect	\$(145,000)	

Budget Action Description:

This Council Budget Action would add \$145,000 GF to the Seattle Department of Construction and Inspections (SDCI) to contract with a renter eviction defense organization, such as the Housing Justice Project (HJP) of the King County Bar Association, to provide free legal defense for any renter facing eviction in Seattle. Council Budget Action SDCI-007-B-001 would add \$460,000 for eviction legal defense. Both budget actions, if approved, would appropriate \$605,000 to SDCI for eviction legal defense.

The HJP indicates that there are about 1,200 eviction court filings each year in Seattle, not counting un-filed evictions or pre-eviction notices. A \$605,000 appropriation would fund approximately five eviction defense attorneys and .5 support staff.

The Housing Justice Project estimates a 56 percent overall success rate since 2019 in keeping tenants

2021 Seattle City Council Budget Action

Council Budget Action: Agenda

Tab	Action	Option	Version
SDCI	012	B	001

housed, up from less than 24 percent two years ago when the Council began funding eviction legal defense. Studies indicate that evictions could increase in 2021 as pandemic-related eviction moratoria expire.

In 2020, SDCI issued grants totaling \$340,000 to the Housing Justice Project and the Tenant Law Center to provide services including eviction defense. Those grants were funded, in part, by a one-time appropriation of \$230,000 GF.

Budget Action Transactions

#	Transaction Description	Position Title	Number of Positions	FTE	Dept	BSL	Fund	Year	Revenue Amount	Expenditure Amount
1	Add appropriation for eviction legal defense		0	0	SDCI - CI000	SDCI - BO-CI-U2400 - Compliance	00100 - General Fund	2021	\$0	\$145,000



Legislation Text

File #: CBA SPD-015-C-001, **Version:** 1

2021 Seattle City Council Budget Action

Council Budget Action: Agenda

Tab	Action	Option	Version
SPD	015	C	001

Budget Action Title: Cut \$450,000 GF from SPD for contracted mental health providers (MHPs) serving the SPD Crisis Response Unit (CRU), add \$450,000 GF to HSD for contracted MHPs serving the CRU, add \$1.0 million to HSD for other mental health outreach services, and impose two provisos

Ongoing: Yes Has Budget Proviso: No

Has CIP Amendment: No Has Attachment: No

Primary Sponsor: Dan Strauss

Council Members: Lisa Herbold, Kshama Sawant, Alex Pedersen, Andrew Lewis

Staff Analyst: Greg Doss

Council Bill or Resolution:

Date		Total	LH	TM	KS	AP	DJ	DS	AL	BC	LG
	Yes	0									
	No	0									
	Abstain	0									
	Absent	0									

Summary of Dollar Effect

See the following pages for detailed technical information

	2021 Increase (Decrease)	2022 Increase (Decrease)
General Fund		
General Fund Revenues	\$0	
General Fund Expenditures	\$1,000,000	
Net Balance Effect	\$(1,000,000)	
Total Budget Balance Effect	\$(1,000,000)	

Budget Action Description:

This Council Budget Action (CBA) would transfer \$450,000 GF from the Seattle Police Department (SPD) to the Human Services Department (HSD) to fund an existing contract for five Mental Health Professionals (MHPs) who work as part of the SPD Crisis Response Unit (CRU). The action would also add \$1.0 million in funding to HSD to support other contracted mental health outreach work and impose two provisos.

MHPs at SPD:

SPD currently has one CRU unit, consisting of one MHP and one officer, in each of its five precincts. The teams respond to individuals experiencing both chronic and acute behavioral health issues. When

2021 Seattle City Council Budget Action

Council Budget Action: Agenda

Tab	Action	Option	Version
SPD	015	C	001

responding to calls involving such issues, the 911 calls most often classified as 'disturbances' in which callers have voiced concerns about the words, actions, or behaviors of those in crisis. When CRU is responding to these types of calls, the primary role of the officer is to ensure overall 'scene safety' and then defer to the MHP's for verbal engagement.

Increased support for mental health outreach work in HSD:

This budget action would add \$1.0 million to HSD to support the creation or expansion of neighborhood-based teams of mental health, medical, substance use disorder professionals to respond to individuals experiencing both chronic and acute behavioral health issues, particularly people experiencing unsheltered homelessness, such as the Downtown Emergency Service Center's (DESC's) Homeless Outreach Stabilization and Transition (HOST) team. The teams would focus on providing outreach and intensive case management and improving access to shelter. To the extent possible, team members should reflect the communities to be served, including Black, Indigenous, and People of Color (BIPOC) individuals.

This Council Budget Action imposes the following provisos:

"Of the appropriation in the 2021 Budget for the Seattle Police Department (SPD), \$500,000 may not be spent until the Chair of the Council's Public Safety Committee files a certification with the City Clerk that SPD has provided a report that contains an analysis and recommendations on the issues identified in Executive Order 2020-10 Section 2B(i)(ii), with particular attention paid to a process that would allow mental health providers to respond without officers to 911 calls that identify persons in crisis or suffering from mental health related issues."

"Of the appropriation in the 2021 Budget for the Human Services Department (HSD), \$450,000 is appropriated solely to contract for the services of five Mental Health Providers to assist the Seattle Police Department's Crisis Response Unit and may be spent for no other purpose. The Council intends that HSD enter into a contract with an organization such as the Downtown Emergency Service Center (DESC) to continue to provide these services."

Budget Action Transactions

#	Transaction Description	Position Title	Number of Positions	FTE	Dept	BSL	Fund	Year	Revenue Amount	Expenditure Amount
1	Add \$450,000 GF for contracted mental health providers for the SPD Crisis Response Unit		0	0	HSD - HS000	HSD - BO-HS-H4000 - Supporting Safe Communities	00100 - General Fund	2021	\$0	\$450,000
2	Increase appropriation for homelessness outreach services		0	0	HSD - HS000	HSD - BO-HS-H3000 - Addressing Homelessness	00100 - General Fund	2021	\$0	\$1,000,000
3	Cut \$450,000 GF for contracted mental health providers for the SPD Crisis Response Unit		0	0	SPD - SP000	SPD - BO-SP-P4000 - Collaborative Policing	00100 - General Fund	2021	\$0	\$(450,000)



Legislation Text

File #: CBA SPD-016-B-001, **Version:** 1

Impose a proviso on SPD regarding Harbor Patrol functions

2021 Seattle City Council Budget Action

Council Budget Action: Agenda

Tab	Action	Option	Version
SPD	016	B	001

Budget Action Title: Impose a proviso on SPD regarding Harbor Patrol functions

Ongoing: No Has Budget Proviso: Yes

Has CIP Amendment: No Has Attachment: No

Primary Sponsor: Dan Strauss

Council Members: Lisa Herbold, Tammy Morales, Kshama Sawant, Teresa Mosqueda, Lorena González

Staff Analyst: Greg Doss

Council Bill or Resolution:

Date		Total	LH	TM	KS	AP	DJ	DS	AL	BC	LG
	Yes	0									
	No	0									
	Abstain	0									
	Absent	0									

Budget Action Description:

This Council Budget Action would impose a proviso that restricts the Seattle Police Department (SPD) from spending \$550,000 GF until it provides a report that meets the requirements of Resolution 31962 regarding the SPD Harbor Patrol and functions that might be transferred to the Seattle Fire Department. The Council requests that SPD submit a report no later than May 24, 2021 and that the report include the following:

1. Which Harbor Patrol functions are strictly law enforcement activities;
2. Which, if any, functions are dictated by MOUs;
3. Which functions may not require a sworn officer to complete;
4. How many calls and requests does Harbor Patrol receive, and what is the breakdown of call types over the last 10 years; and
5. How many citations – broken out by type of citation – has Harbor Patrol issued per year for the last 10 years.

This Council Budget Action imposes the following proviso:

“Of the appropriation in the 2021 budget for the Seattle Police Department’s Harbor Patrol, \$550,000 may not be spent until further Council authorization.”



Legislation Text

File #: SLI SPD-021-A-001, **Version:** 1

2021 Seattle City Council Statement of Legislative Intent

Council Budget Action: Agenda

Tab	Action	Option	Version
SPD	021	A	001

Budget Action Title: Request SPD to report on policies that would de-militarize officer tactics, equipment and culture

Ongoing: No Has Attachment: No

Primary Sponsor: Teresa Mosqueda

Council Members:

Staff Analyst: Greg Doss

Date		Total	LH	TM	KS	AP	DJ	DS	AL	BC	LG
	Yes	0									
	No	0									
	Abstain	0									
	Absent	0									

Statement of Legislative Intent:

This Statement of Legislative Intent (SLI) would request that the Seattle Police Department (SPD) submit to the Council a report that provides recommendations on de-militarizing the police force. The report should focus on enacting new policies that include:

- (1) Limiting the purchase of assault rifles, high caliber munitions and armored vehicles to use for tactical units;
- (2) Assessing the use, style, and display of tactical body armor during demonstrations;
- (3) Training programs that focuses officer mindset on citizen service and protection;
- (4) Assesses additional uniform options for minimizing the visibility of weapons and equipment, well recognizing employee well-being and safety; and
- (5) Prioritizes citizen safety and well-being over protection of property.

The report should be submitted to the Chair of the Public Safety and Human Services Committee and the Central Staff Director.

Responsible Council Committee(s):

Public Safety & Human Services

Date Due to Council: April 5, 2021



Legislation Text

File #: SLI SPL-001-B-001, **Version:** 1

2021 Seattle City Council Statement of Legislative Intent

Council Budget Action: Agenda

Tab	Action	Option	Version
SPL	001	B	001

Budget Action Title: Request SPL open curbside pickup and return at all branches or in-branch service at 25% capacity

Ongoing: No Has Attachment: No

Primary Sponsor: Andrew Lewis

Council Members: Lisa Herbold, Tammy Morales, Debora Juarez

Staff Analyst: Asha Venkataraman

Date		Total	LH	TM	KS	AP	DJ	DS	AL	BC	LG
	Yes	0									
	No	0									
	Abstain	0									
	Absent	0									

Statement of Legislative Intent:

This Statement of Legislative Intent (SLI) would request the Seattle Public Library (SPL) prepare for opening, if safe and sustainable, all branch libraries for either curbside pickup and return services or in-branch service at 25% capacity (per Safe Start Phase 2) until the end of the COVID-19 civil emergency. A safe and sustainable service model is one that allows high-risk employees to continue to work remotely when such accommodations are requested by the employee. Currently, curbside pickup is being offered at nine locations (Central Library, Ballard, Broadview, Douglass-Truth, High Point, Lake City, Rainier Beach, Greenwood, and Northeast branches), with services being planned for the Beacon Hill and Southwest branches in early November and the possibility of the Columbia branch by year-end.

SPL has indicated it is currently reviewing how to safely and effectively add services in consideration of the Governor's guidance related to opening in-building services for patrons. It is a priority for the Library to provide services at as many branches as possible, and they are working to do so through a combination of reopened libraries and curbside services.

The Council requests that SPL submit a report by Jan. 29, 2021 detailing a plan to offer a minimum of one day a week of either curbside pick-up or in-person services at all branches beginning Feb. 1, 2021 (unless there are space or facility issues that would preclude operating safely given COVID-19 considerations), using existing funding and abrogating zero or a minimum number of positions.

The Council appreciates SPL's efforts to provide services as safely as possible to patrons, and this SLI expresses the Council's support and preference for SPL to expand the established practice of curbside pickup and return to all branches.

Responsible Council Committee(s):

Public Assets & Native Communities

Date Due to Council: January 29, 2021

2021 Seattle City Council Statement of Legislative Intent

Council Budget Action: Agenda

Tab	Action	Option	Version
SPL	001	B	001



Legislation Text

File #: CBA SPR-600-A-001, **Version:** 1

2021 Seattle City Council Budget Action

Council Budget Action: Agenda

Tab	Action	Option	Version
SPR	600	A	001

Budget Action Title: Add \$2.383 million GF to SPR, SDOT, SPU, and OED to implement the proposed Clean Cities Initiative

Ongoing: No Has Budget Proviso: No

Has CIP Amendment: No Has Attachment: No

Primary Sponsor: Andrew Lewis

Council Members:

Staff Analyst: Traci Ratzliff

Council Bill or Resolution:

Date		Total	LH	TM	KS	AP	DJ	DS	AL	BC	LG
	Yes	0									
	No	0									
	Abstain	0									
	Absent	0									

Summary of Dollar Effect

See the following pages for detailed technical information

	2021 Increase (Decrease)	2022 Increase (Decrease)
General Fund		
General Fund Revenues	\$0	
General Fund Expenditures	\$2,383,000	
Net Balance Effect	\$(2,383,000)	
Total Budget Balance Effect	\$(2,383,000)	

Budget Action Description:

This Council Budget Action (CBA) would add \$2.383 million GF (one-time) to several departments to implement a Clean Cities Initiative. A related CBA (BLG-002-B-003) would amend the 3rd Quarter Supplemental to add \$720,000 GF for the same purpose. The cumulative funding in both this CBA and BLG-002-B-003 would provide a total of \$3.1 million in funding for the Clean Cities Initiative: \$720,000 in 2020 and \$2.383 million in 2021.

Funding for the Clean Cities Initiative would increase trash pick-up in rights of way, parks, and open space for a four-month period. Teams of Seattle Parks and Recreation (SPR) and Seattle Department of Transportation (SDOT) employees would conduct the trash pick-up work.

Funding would also be used to expand several of Seattle Public Utilities' (SPU's) programs, including the

2021 Seattle City Council Budget Action

Council Budget Action: Agenda

Tab	Action	Option	Version
SPR	600	A	001

Litter Abatement program, the Needle Disposal Box program, and the Graffiti Ranger program.

Finally, funding would be provided to the Office of Economic Development (OED) for grants to business associations, including Business Improvement Areas, to install and service trash cans, conduct litter removal, and conduct graffiti clean-up efforts. The Council requests that the Executive prioritize allocating grant awards to equity business districts, as identified by OED.

Budget Action Transactions

#	Transaction Description	Position Title	Number of Positions	FTE	Dept	BSL	Fund	Year	Revenue Amount	Expenditure Amount
1	Add GF support for Clean Cities Initiative business organizations grants		0	0	OED - ED000	OED - BO-ED-X1D00 - Business Services	00100 - General Fund	2021	\$0	\$350,000
2	Add funding to implement Clean Cities Initiative		0	0	SDOT - TR000	SDOT - BO-TR-17005 - Maintenance Operations	00100 - General Fund	2021	\$0	\$693,000
3	Add funding to implement Clean Cities Initiative		0	0	SPR - PR000	SPR - BO-PR-10000 - Parks and Facilities Maintenance and Repairs	00100 - General Fund	2021	\$0	\$747,000
4	Add funding to implement Clean Cities Initiative		0	0	SPU - SU000	SPU - BO-SU-N200B - Utility Service and Operations	00100 - General Fund	2021	\$0	\$593,000



Legislation Text

File #: CBA SPU-004-C-001, **Version:** 1

2021 Seattle City Council Budget Action

Council Budget Action: Agenda

Tab	Action	Option	Version
SPU	004	C	001

Budget Action Title: Add \$100,000 GF to SPU for a publicly-accessible sink program

Ongoing: Yes Has Budget Proviso: No

Has CIP Amendment: No Has Attachment: No

Primary Sponsor: Tammy Morales

Council Members: Lisa Herbold, Kshama Sawant, Dan Strauss, Andrew Lewis, Lorena González

Staff Analyst: Brian Goodnight

Council Bill or Resolution:

Date		Total	LH	TM	KS	AP	DJ	DS	AL	BC	LG
	Yes	0									
	No	0									
	Abstain	0									
	Absent	0									

Summary of Dollar Effect

See the following pages for detailed technical information

	2021 Increase (Decrease)	2022 Increase (Decrease)
General Fund		
General Fund Revenues	\$0	
General Fund Expenditures	\$100,000	
Net Balance Effect	\$(100,000)	
Total Budget Balance Effect	\$(100,000)	

Budget Action Description:

This budget action would add \$100,000 GF to Seattle Public Utilities (SPU) to develop and implement a publicly-accessible sink program that utilizes the Street Sink style handwashing station model developed by the Clean Hands Collective. Up to five percent of the funds may be used to conduct a survey to identify the high-need areas for sink placement.

The Council requests that SPU make funding available, potentially through a grant program, to community groups and private property owners for the provision of publicly-accessible sinks. In order to increase access to hygiene and handwashing facilities for all residents in need of services, the Council intends for the sinks to be distributed as equally as possible throughout the city.

SPU is also requested to provide technical assistance to the recipients of the funds to assist them with overcoming implementation barriers and to aid them in deploying the sinks. Some of the potential

2021 Seattle City Council Budget Action

Council Budget Action: Agenda

Tab	Action	Option	Version
SPU	004	C	001

implementation barriers that SPU should evaluate and provide technical assistance to address, if necessary, include: sink design, including durability; regulatory issues, including greywater disposal; accessibility, including Americans with Disabilities Act compliance; and appropriate siting.

These sinks are intended to supplement the 15 handwashing stations that the City has deployed as part of the Public Hygiene program since the start of the public health emergency. The 2021 Proposed Budget includes approximately \$6.3 million GF for the Public Hygiene program as a whole, and about \$1.5 million of that amount is attributable to hygiene stations that provide portable toilets and handwashing stations.

Budget Action Transactions

#	Transaction Description	Position Title	Number of Positions	FTE	Dept	BSL	Fund	Year	Revenue Amount	Expenditure Amount
1	Increased appropriation for street sinks		0	0	SPU - SU000	SPU - BO-SU-N200B - Utility Service and Operations	00100 - General Fund	2021	\$0	\$100,000



SEATTLE CITY COUNCIL

600 Fourth Ave. 2nd Floor
Seattle, WA 98104

Legislation Text

File #: CBA BLG-002-B-003, **Version:** 1

2021 Seattle City Council Budget Action

Council Budget Action: Agenda

Tab	Action	Option	Version
BLG	002	B	003

Budget Action Title: Amend and pass as amended CB 119910, the 3rd quarter 2020 supplemental appropriations ordinance, revising the 2020 budget

Ongoing: No Has Budget Proviso: No

Has CIP Amendment: No Has Attachment: Yes

Primary Sponsor: Budget Committee

Council Members:

Staff Analyst: Lise Kaye

Council Bill or Resolution: 119910

Date		Total	LH	TM	KS	AP	DJ	DS	AL	BC	LG
	Yes	0									
	No	0									
	Abstain	0									
	Absent	0									

Budget Action Description:

This Council Budget Action (CBA) recommends amending and passage as amended of Council Bill (CB) 119910, the 3rd Quarter 2020 Supplemental Appropriations Ordinance. CB 119910 would amend the 2020 Adopted Budget to provide expenditure authority to use the grants in the 3rd Quarter Grant Acceptance Ordinance (CB 119909) and to modify appropriations for other purposes in various City departments. It also makes several reductions to permitted 2020 expenditures, increasing starting fund balances available for the 2021 budget. The net impact on 2020 appropriations in the 3rd Quarter Supplemental Ordinance is a reduction of approximately \$15.4 million, of which approximately \$12.33 million is from the General Fund.

In addition to several technical corrections, this CBA would make the following substantive amendments to CB 119910, the proposed 2021 3rd Quarter Supplemental Ordinance:

- Cut \$1.4 million originally appropriated in the 2018 and 2019 Adopted Budgets and carried forward into 2020, but not yet spent, to fund a Community Health Engagement Location (CHEL). The balancing package uses these funds for the following investments: \$1.12 million for health services for drug users (HSD 009-A-002), \$200,000 for Harm Reduction Programs (HSD-050-A-002), and \$80,000 for Commercial Sexual Exploitation Services (HSD-007-A-002).
- Cut \$400,000 of \$500,000 programmed for the Mayor's Community Safety Work Group for facilitation and engagement to provide input into the Mayor's proposed Equitable Communities Initiative and public safety changes. The remaining \$100,000 can be used to begin work in 2020, and additional funding is available in 2021 from \$30 million appropriated for the Equitable Communities Initiative (FG-003-A-001).
- Cut \$1.7 million from Seattle Police Department salary savings from greater than expected officer attrition

2021 Seattle City Council Budget Action

Council Budget Action: Agenda

Tab	Action	Option	Version
BLG	002	B	003

to support Council's public safety initiatives in the balancing package.

- Cut \$10 million from the Human Services Department (HSD), that would otherwise lapse, for community led public safety investments. The balancing package will restore the \$10 million to HSD's budget for the same purpose (see HSD-009-B-001).
- Swap \$6.3 million between the Transportation Fund and the REET II Capital Fund. This swap would fully address the anticipated \$5.7 million 2020 Commercial Parking Tax shortfall identified in the City Budget Office's November 2020 revenue forecast. The swap would also free up \$600,000 of Transportation Fund balance to partially offset the 2021 Commercial Parking Tax revenue shortfall.
- Swap \$3 million for participatory budgeting between the Revenue Stabilization Fund (RSF) and General Fund to increase the RSF's 2021 starting balance from \$3 million to \$6 million.
- Add \$1.05 million GF to the Office of Planning and Community Development in place of Short-term rental tax proceeds. This swap would fully address the anticipated \$1.05 million 2020 Short-term Rental Tax shortfall identified in the City Budget Office's November 2020 revenue forecast.
- Cut \$4.1 million GF from Finance and Administrative Services in one-time savings in 2020 from the City's contracts with King County for jail services and public defense.
- Add \$720,000 GF to SPR, SDOT, SPU, and OED to implement the proposed Clean Cities Initiative.

CITY OF SEATTLE

ORDINANCE _____

COUNCIL BILL _____

..title

AN ORDINANCE amending Ordinance 126000, which adopted the 2020 Budget, including the 2020-2025 Capital Improvement Program (CIP); changing appropriations to various departments and budget control levels, and from various funds in the Budget; adding new CIP projects and revising project allocations for certain projects in the 2020-2025 CIP; creating positions; modifying positions; and ratifying and confirming certain prior acts; all by a 3/4 vote of the City Council.

..body

BE IT ORDAINED BY THE CITY OF SEATTLE AS FOLLOWS:

Section 1. The appropriations for the following items in the 2020 Adopted Budget are reduced from the funds shown below:

Item	Department	Fund	Budget Summary Level/ BCL Code	Amount
1.1	Department of Finance and Administrative Services	Central Waterfront Improvement Fund (35900)	Central Waterfront Improvement Program Financial Support (35900-BO-FA-WATERFRNT)	(\$2,100,000)
1.2	Department of Finance and Administrative Services	FAS Operating Fund (50300)	Facilities Services (50300-BO-FA-FACILITY)	(\$265,000)
<u>1.3</u>	<u>Department of Finance and Administrative Services</u>	<u>General Fund (00100)</u>	<u>Facilities Services (00100-BO-FA-JAILSVCS)</u>	<u>(\$2,998,000)</u>
<u>1.4</u>	<u>Department of Finance and Administrative Services</u>	<u>General Fund (00100)</u>	<u>Indigent Defense Services (00100- FAS - BO-FA-INDGTDEF)</u>	<u>(\$1,124,000)</u>
<u>1.53</u>	Finance General	General Fund (00100)	Reserves (00100-BO-FG-2QD00)	(\$762,500)
<u>1.64</u>	Finance General	General Fund (00100)	Reserves (00100-BO-FG-2QD00)	(\$700,000)
<u>1.75</u>	Finance General	General Fund (00100)	Reserves (00100-BO-FG-2QD00)	(\$30,000,000)
<u>1.86</u>	Finance General	General Fund (00100)	Reserves (00100-BO-FG-2QD00)	(1,400,000)

Item	Department	Fund	Budget Summary Level/ BCL Code	Amount
1.7	Finance General	General Fund (00100)	Reserves (00100-BO-FG- 2QD00)	(500,000)
1.9	Seattle Police Department	General Fund (00100)	Leadership and Administration (00100-BO-SP-P1600)	(500,000)
1.108	Finance General	General Fund (00100)	Appropriation to Special Funds (00100-BO-FG-2QA00)	(\$690,751)
1.119	Finance General	General Fund (00100)	Appropriations to Special Funds (00100-BO-FG-2QA00)	(\$65,000)
	Arts and Culture	General Fund (00100)	Appropriations to Arts and Culture Fund (00100-BO-AR- VA160)	\$65,000
1.124 0	Seattle Department of Transportation	General Fund (00100)	Mobility Operations (00100-BO-TR-17003)	(\$350,000)
1.134 1	Seattle Department of Transportation	Transportation Fund (13000)	General Expense (00100-BO-TR-18002)	(6,300,000)
1.144 2	Seattle Department of Transportation	REET II Capital Fund	General Expense (XXXX-BO-TR-18002)	\$6,300,000
1.154 3	Seattle Parks and Recreation	Park and Recreation Fund (10200)	Departmentwide Programs (10200-BO-PR-30000)	(\$78,625)
			Parks and Open Space (10200-BO-PR-40000)	(\$41,900)
			Recreation Facility Programs (10200-BO-PR-50000)	(\$1,440,000)
			Golf Programs (10200-BO-PR-60000)	(\$912,454)
			Leadership and Administration (10200-BO-PR-20000)	(\$835,553)
1.164 4	Law Department	General Fund (00100)	Criminal (00100-BO-LW-J1500)	(\$97,032)
1.174 5	Seattle Police Department	General Fund (00100)	Patrol Operations (00100-BO-SP-P1800)	(1,700,000)
1.184 6	Human Services Department	General Fund (00100)	Preparing Youth for Success (00100-BO-HS-H2000)	(10,000,000)
Total				(\$51,873,815) (\$55,973,815)

Section 2. In order to pay for necessary costs and expenses incurred or to be incurred in 2020, but for which insufficient appropriations were made due to causes that could not reasonably

have been foreseen at the time of making the 2020 Budget, appropriations for the following items in the 2020 Budget are increased from the funds shown, as follows:

Item	Department	Fund	Budget Summary Level/ BCL Code	Amount
2.1	Finance and Administrative Services	Unrestricted Cumulative Reserve Fund (00164)	Central Waterfront Improvement Program Financial Support (00164-BO-FA-WATERFRNT)	\$1,787,841
2.2	Department of Neighborhoods	General Fund (00100)	Community Building (00100-BO-DN-I3300)	\$120,000
<u>2.3</u>	<u>Department of Neighborhoods</u>	<u>General Fund (00100)</u>	<u>Community Building (00100-BO-DN-I3300)</u>	<u>\$100,000</u>
<u>2.43</u>	Finance General	Unrestricted Cumulative Reserve Fund (00164)	Appropriation to Special Funds (00164-BO-FG-2QA00)	\$2,124,263
<u>2.54</u>	Finance General	Unrestricted Cumulative Reserve Fund (00164)	Appropriation to Special Funds (00164-BO-FG-2QA00)	\$312,159
<u>2.65</u>	Human Services Department	General Fund (00100)	Promoting Public Health (00100-BO-HS-H7000)	\$150,000
<u>2.76</u>	Human Services Department	General Fund (00100)	Preparing Youth for Success (00100-BO-HS-H2000)	\$250,000
<u>2.8</u>	<u>Executive (Office of Economic Development)</u>	<u>General Fund (00100)</u>	<u>Business Services (00100-BO-ED-X1D00)</u>	<u>\$50,000</u>
<u>2.97</u>	Executive (Office of Housing)	Low Income Housing Fund (16400)	Multifamily Housing (16400-BO-HU-3000)	\$715,000
<u>2.108</u>	Executive (Office of Housing)	Office of Housing Fund (16600)	Leadership and Administration (16600-BO-HU-1000)	\$200,000
<u>2.119</u>	Executive (Office of Housing)	Office of Housing Fund (16600)	Leadership and Administration (16600-BO-HU-1000)	\$200,000
<u>2.129</u>	Seattle Center	General Fund (00100)	Campus (00100-BO-SC-60000)	\$75,000
<u>2.134</u>	Seattle Department of Transportation	Transportation Fund (13000)	Maintenance Operations (13000-BO-TR-17005)	\$800,000

Item	Department	Fund	Budget Summary Level/ BCL Code	Amount
<u>2.14</u>	<u>Seattle Department of Transportation</u>	<u>General Fund (00100)</u>	<u>Maintenance Operations (00100-13000-BO-TR-17005)</u>	<u>\$231,000</u>
2.1 52	Seattle Fire Department	General Fund (00100)	Operations (00100-BO-FD-F3000)	\$543,288
2.1 63	Seattle Information Technology Department	Information Technology Fund (50410)	Leadership and Administration (50410-BO-IT-D0100)	\$3,720,252
2.1 74	Seattle Information Technology Department	Information Technology Fund (50410)	Leadership and Administration (50410-BO-IT-D0100)	\$4,075,557
2.1 85	Seattle Parks and Recreation	Seattle Park District Fund (19710)	Leadership and Administration (19710-BO-PR-20000)	\$779,602
2.1 96	Seattle Parks and Recreation	General Fund (00100)	Cost Center Maintenance and Repairs (00100-BO-PR-10000)	\$300,000
<u>2.20</u>	<u>Seattle Parks and Recreation</u>	<u>General Fund (00100)</u>	<u>Cost Center Maintenance and Repairs (00100-BO-PR-10000)</u>	<u>\$249,000</u>
2.2 14 7	Seattle Department of Human Resources	Industrial Insurance Fund (10110)	Industrial Insurance Services (10110-BO-HR-INDINS)	\$1,356,553
2.2 24 8	Seattle Department of Human Resources	General Fund (00100)	HR Services (00100-BO-HR-N6000)	\$105,751
2.2 34 9	Executive (City Budget Office)	General Fund (00100)	City Budget Office (00100-BO-CB-CZ000)	\$60,000
2.2 40	Finance General	General Fund (00100)	Reserves (00100-BO-FG-2QD00)	\$13,660,398
2.2 54	Department of Finance and Administrative Services	General Fund (00100)	Leadership and Administration (00100-BO-FA-BUDCENTER)	\$147,162
<u>2.26</u>	<u>Seattle Public Utilities</u>	<u>General Fund (00100)</u>	<u>Utility Services and Operations (00100-BO-SU-N200B)</u>	<u>\$190,000</u>
Total				<u>\$31,482,826</u> <u>\$32,302,826</u>

Section 3. In order to pay for necessary costs and expenses incurred or to be incurred in 2020, but for which insufficient appropriations were made due to causes that could not reasonably have been foreseen at the time of making the 2020 Budget, appropriations for the following items

in the 2020 Budget, which are backed by revenues, are increased from the funds shown, as follows:

Item	Department	Fund	Budget Summary Level/ BCL Code	Amount
3.1	Department of Finance and Administrative Services	Finance and Administrative Services Fund (50300)	Facilities Services (50300-BO-FA-FACILITY)	\$120,000
3.2	Department of Finance and Administrative Services	Finance and Administrative Services Fund (50300)	Facilities Services (50300-BO-FA-FACILITY)	\$4,300,000
3.3	Finance General	General Fund (00100)	Reserves (00100-BO-FG-2QD00)	\$1,356,553
3.4	Seattle Information Technology Department	Information Technology Fund (50410)	Technology Infrastructure (50410-BO-IT-D0300)	\$400,000
3.5	Seattle Information Technology Department	Information Technology Fund (50410)	Leadership and Administration (50410-BO-IT-D0100)	\$3,925,819
3.6	Seattle Police Department	General Fund (00100)	Patrol Operations (00100-BO-SP-P1800)	\$618,000
3.7	Seattle Police Department	General Fund (00100)	Special Operations (00100-BO-SP-P3400)	\$150,000
3.8	Seattle Police Department	General Fund (00100)	Special Operations (00100-BO-SP-P3400)	\$40,096
3.9	Seattle Police Department	General Fund (00100)	Criminal Investigations (00100-BO-SP-P7000)	\$113,000
3.10	Seattle Police Department	General Fund (00100)	Criminal Investigations (00100-BO-SP-P7000)	\$58,000
3.11	Seattle Police Department	General Fund (00100)	Criminal Investigations (00100-BO-SP-P7000)	\$62,000
3.12	Seattle Police Department	General Fund (00100)	Criminal Investigations (00100-BO-SP-P7000)	\$11,000
3.13	Seattle Police Department	General Fund (00100)	Criminal Investigations (00100-BO-SP-P7000)	\$37,000
3.14	Seattle Police Department	General Fund (00100)	Criminal Investigations (00100-BO-SP-P7000)	\$6,247
3.15	Seattle Police Department	General Fund (00100)	Criminal Investigations (00100-BO-SP-P7000)	\$15,000

Item	Department	Fund	Budget Summary Level/ BCL Code	Amount
3.16	Seattle Police Department	General Fund (00100)	Criminal Investigations (00100-BO-SP-P7000)	\$16,000
3.17	Seattle Police Department	General Fund (00100)	Criminal Investigations (00100-BO-SP-P7000)	\$62,000
3.18	Seattle Police Department	General Fund (00100)	Criminal Investigations (00100-BO-SP-P7000)	\$21,500
3.19	Seattle Police Department	General Fund (00100)	Criminal Investigations (00100-BO-SP-P7000)	\$19,412
3.20	Seattle Police Department	General Fund (00100)	Special Operations (00100-BO-SP-P3400)	\$42,064
3.21	Seattle Police Department	General Fund (00100)	Special Operations (00100-BO-SP-P3400)	\$355,000
3.22	Seattle Police Department	General Fund (00100)	Special Operations (00100-BO-SP-P3400)	\$450,000
3.23	Law Department	General Fund (00100)	Civil (00100-BO-LW-J1300)	\$15,000
3.24	Law Department	General Fund (00100)	Civil (00100-BO-LW-J1300)	\$392,019
Total				\$12,585,710

Section 4. Contingent upon the execution of the grant or other funding agreement authorized in Section 1 of the ordinance introduced as Council Bill 119909, the appropriations for the following items in the 2020 Budget are increased from the funds shown, as follows:

Item	Department	Fund	Budget Summary Level/ BCL Code	Amount
4.1	Human Services Department	Human Services Fund (16200)	Addressing Homelessness (16200-BO-HS-H3000)	\$3,000,000
4.2	Executive (Office of Immigrant and Refugee Affairs)	General Fund (00100)	Office of Immigrant and Refugee Affairs (00100-BO-IA-X1N00)	\$670,000
4.3	Executive (Office of Planning and Community Development)	General Fund (00100)	Planning and Community Development (00100-BO-PC-X2P00)	\$1,750,000
4.4	Seattle Parks and Recreation	Park And Recreation Fund (10200)	Seattle Conservation Corps (10200-BO-PR-70000)	\$239,393

Item	Department	Fund	Budget Summary Level/ BCL Code	Amount
4.5	Seattle Police Department	General Fund (00100)	Chief of Police (00100-BO-SP-P1000)	\$140,390
4.6	Seattle Police Department	General Fund (00100)	Chief of Police (00100-BO-SP-P1000)	\$409,882
4.7	Seattle Police Department	General Fund (00100)	Chief of Police (00100-BO-SP-P1000)	\$3,719,417
Total				\$9,929,082

Unspent funds so appropriated shall carry forward to subsequent fiscal years until they are exhausted or abandoned by ordinance.

Section 5. The appropriations for the following items in the 2020 Adopted Budget are modified, as follows:

Item	Department	Fund	Budget Summary Level/ BCL Code	Additional Budget Appropriation
5.1	Executive (Office of Planning and Community Development)	General Fund (00100)	Planning and Community Development (00100-BO-PC-X2P00)	(\$250,000)
	Executive (Office of Sustainability and Environment)	General Fund (00100)	Office of Sustainability and Environment (00100-BO-SE-X1000)	\$250,000

Item	Department	Fund	Budget Summary Level/ BCL Code	Additional Budget Appropriation
<u>5.2</u>	<u>Executive (Office of Planning and Community Development)</u>	<u>Short-Term Rental Tax (12200)</u>	<u>Planning and Community Development (00100-BO-PC-X2P00)</u>	<u>(\$1,050,000)</u>
	<u>Executive (Office of Sustainability and Environment)</u>	<u>General Fund (00100)</u>	<u>Planning and Community Development (00100-BO-PC-X2P00)</u>	<u>\$1,050,000</u>
<u>5.32</u>	Seattle Parks and Recreation	General Fund (00100)	Cost Center Maintenance and Repairs (00100-BO-PR- 10000)	\$409,224
			Leadership and Administration (00100-BO-PR-20000)	\$1,400,793
			Departmentwide Programs (00100-BO-PR-30000)	\$2,366,735
			Parks and Open Space (00100-BO-PR-40000)	\$1,689,189
			Recreation Facility Programs (00100-BO-PR-50000)	\$1,134,059
		Park and Recreation Fund (10200)	Cost Center Maintenance and Repairs (10200-BO-PR-10000)	(\$409,224)
			Departmentwide Programs (10200-BO-PR-30000)	(\$2,366,735)
			Parks and Open Space (10200-BO-PR-40000)	(\$1,689,189)
			Recreation Facility Programs (10200-BO-PR-50000)	(\$1,134,059)
			Leadership and Administration (10200-BO-PR-20000)	(\$1,400,793)

Item	Department	Fund	Budget Summary Level/ BCL Code	Additional Budget Appropriation
5.43	Seattle Parks and Recreation	Park and Recreation Fund (10200)	Cost Center Maintenance and Repairs (10200-BO-PR-10000)	(\$597,000)
			Departmentwide Programs (10200-BO-PR-30000)	(\$133,000)
			Recreation Facility Programs (10200-BO-PR-50000)	(\$839,000)
		Seattle Park District Fund (19710)	Cost Center Maintenance and Repairs (19710-BO-PR-10000)	\$597,000
			Departmentwide Programs (19710-BO-PR-30000)	\$20,000
			Parks and Open Space (19710-BO-PR-40000)	(\$20,000)
			Recreation Facility Programs (19710-BO-PR-50000)	\$103,000
5.54	Seattle Parks and Recreation	Park and Recreation Fund (10200)	Cost Center Maintenance and Repairs (10200-BO-PR-10000)	(\$2,381,148)
			Departmentwide Programs (10200-BO-PR-30000)	(\$245,471)
			Recreation Facility Programs (10200-BO-PR-50000)	(\$1,347,729)
			Golf Programs (10200-BO-PR-60000)	(\$1,152,000)
			Leadership and Administration (10200-BO-PR-20000)	(\$156,120)
		Seattle Park District Fund (19710)	Leadership and Administration (19710-BO-PR-20000)	\$156,120
			Cost Center Maintenance and Repairs (19710-BO-PR-10000)	\$2,381,148
			Departmentwide Programs (19710-BO-PR-30000)	\$245,471
			Recreation Facility Programs (19710-BO-PR-50000)	\$1,347,729
			Golf Programs (19710-BO-PR-60000)	\$1,152,000
5.65	Seattle Police Department	General Fund (00100)	Chief of Police (00100-BO-SP-P1000)	(\$2,463,907)

Item	Department	Fund	Budget Summary Level/ BCL Code	Additional Budget Appropriation
			Criminal Investigations (00100-BO-SP-P7000)	\$600,000
			Leadership and Administration (00100-BO-SP-P1600)	\$900,000
			Special Operations (00100-BO-SP-P3400)	\$963,907
5.76	Seattle Department of Transportation	Transportation Fund (13000)	Mobility Operations (13000-BO-TR-17003)	(\$1,702,500)
5.87	Department of Finance and Administrative Services	Finance and Administrative Services Fund (50300)	Facilities Services (50300-BO-FA-FACILITY)	\$1,100,146
			Leadership and Administration (50300-BO-FA-BUDCENTR)	(\$1,100,146)
5.8	Seattle Police Department	General Fund (00100)	Leadership and Administration (00100-BO-SP-P1600)	(\$500,000)
	Department of Neighborhoods	General Fund (00100)	Community Building (00100-BO-DN-I3300)	\$500,000
5.9	Human Services Department	General Fund (00100)	Addressing Homelessness (00100-BO-HS-H3000)	\$265,000
	Finance General	General Fund (00100)	Appropriations to Special Funds (00100-BO-FG-2QA00)	(\$265,000)
5.10	Human Services Department	General Fund (00100)	Addressing Homelessness (00100-BO-HS-H3000)	(\$738,928)
	Department of Finance and Administrative Services	General Fund (00100)	Regulatory Compliance and Consumer Protection (00100- BO-FA-RCCP)	\$738,928
5.11	Legislative Department	Revenue Stabilization Fund (00166)	Legislative Department (LEG - BO-LG-G1000)	(\$3,000,000)
	Legislative Department	General Fund (00100)	Legislative Department (LEG - BO-LG-G1000)	\$3,000,000
Net Change				(\$2,571,500)

The Council intends that the appropriation described in Item 5.11 of this ordinance will be used to enter into contracts with community-based organizations to research processes that will promote public safety informed by community needs. Deliverables could include:

A. Staffing, training, administrative and technical support, and materials to begin process;

- 1 B. Preliminary work plan and initial needs assessment, including language access needs;
- 2 C. Community participatory budget process, data collection, and analysis;
- 3 D. Data reporting and presentations; and
- 4 E. Develop and share roadmap for future equitable participatory budget processes related
- 5 to public safety.

6 Section 6. Appropriations in the 2020 Adopted Budget and project allocations in the 2020-

7 2025 Adopted Capital Improvement Program are reduced as follows:

Item	Department	Fund	Budget Summary Level/ BCL Code	BCL Appropriation Change	CIP Project Name	Allocation (in \$000's)
6.1	Seattle Department of Transportation	Transportation Fund (13000)	Major Maintenance/ Replacement (13000-BC- TR-19001)	(\$239,736)	Signal Major Maintenance (MC-TR-C026)	(((\$1,107)) \$867
6.2	Seattle Department of Transportation	Move Seattle Levy Fund (10398)	Mobility- Capital (10398-BC- TR-19003)	(\$500,000)	23rd Avenue Corridor Improvements (MC-TR-C037)	(((\$2,459)) \$1,960
		Transportation Fund (13000)	Mobility- Capital (13000-BC- TR-19003)	(\$500,000)	Heavy Haul Network Program - East Marginal Way (MC-TR-C090)	(((\$9,873)) \$9,374
6.3	Seattle Department of Transportation	Transportation Fund (13000)	Mobility- Capital (13000-BC- TR-19003)	(\$777,000)	Thomas Street Redesigned (MC-TR-C105)	(((\$777)) \$0
				(\$396,000)	Market to MOHAI (MC-TR-C095)	(((\$396)) \$0

Item	Department	Fund	Budget Summary Level/ BCL Code	BCL Appropriation Change	CIP Project Name	Allocation (in \$000's)
6.4	Seattle Department of Transportation	Transportation Fund (13000)	Mobility- Capital (13000-BC- TR-19003)	(\$40,000)	Bike Master Plan – Protected Bike Lanes (MC- TRC062)	<u>\$9,327,903</u>
6.5	Seattle Information Technology Department	Information Technology Fund (50410)	Capital Improvement Projects (50410-BC-IT- C0700)	(\$498,789)	Data Analytics Platform – Seattle Police Department (MC-IT-C9502)	(((\$499)) <u>\$0</u>
6.6	Seattle Information Technology Department	Information Technology Fund (50410)	Capital Improvement Projects (50410-BC-IT- C0700)	(\$820,946)	Data and Telephone Infrastructure (MC-IT-C3500)	(((\$18,970)) <u>\$18,149</u>
6.7	Seattle Information Technology Department	Information Technology Fund (50410)	Capital Improvement Projects (50410-BC-IT- C0700)	(\$18,631)	Criminal Justice Information System Projects (MC-IT-C6304)	(((\$13,905)) <u>\$13,886</u>
6.8	Seattle Information Technology Department	Information Technology Fund (50410)	Capital Improvement Projects (50410-BC-IT- C0700)	(\$1,390,588)	Applications Development – DPR (MC-IT-C6302)	(((\$1,831)) <u>\$440</u>
6.9	Seattle Information Technology Department	Information Technology Fund (50410)	Capital Improvement Projects (50410-BC-IT- C0700)	(\$1,463,304)	SPD Body Worn Video (MC-IT-C9300)	(((\$1,463)) <u>\$0</u>
6.10	Seattle Information Technology Department	Information Technology Fund (50410)	Capital Improvement Projects (50410-BC-IT- C0700)	(\$860,151)	Applications Development – Public Safety (MC-IT-C6307)	(((\$5,818)) <u>\$4,958</u>
6.11	Seattle Information Technology Department	Information Technology Fund (50410)	Capital Improvement Projects (50410-BC-IT- C0700)	(\$766,667)	Applications Development – SDOT (MC-IT-C6306)	(((\$3,447)) <u>\$2,680</u>

Item	Department	Fund	Budget Summary Level/ BCL Code	BCL Appropriation Change	CIP Project Name	Allocation (in \$000's)
6.12	Seattle Information Technology Department	Information Technology Fund (50410)	Capital Improvement Projects (50410-BC-IT-C0700)	(\$3,547,865)	Fiber-Optic Communication Installation and Maintenance (MC-IT-C3600)	((\$8,561)) \$5,013
6.13	Seattle Information Technology Department	Information Technology Fund (50410)	Capital Improvement Projects (50410-BC-IT-C0700)	(\$1,522,178)	SRI Side Systems (MC-IT-C6308)	((\$1,522)) \$0
6.14	Seattle Information Technology Department	Information Technology Fund (50410)	Capital Improvement Projects (50410-BC-IT-C0700)	(\$222,977)	Seattle Channel Maintenance and Upgrade (MC-IT-C4400)	((\$551)) \$328
6.15	Seattle Information Technology Department	Information Technology Fund (50410)	Capital Improvement Projects (50410-BC-IT-C0700)	(\$165,687)	Technology Management Tools (MC-IT-C9500)	((\$166)) \$0
6.16	Seattle Information Technology Department	Information Technology Fund (50410)	Capital Improvement Projects (50410-BC-IT-C0700)	(\$357,422)	Next Generation Data Center (MC-IT-C9503)	((\$357)) \$0
6.17	Seattle Parks and Recreation	Seattle Park District Fund (19710)	Fix It First (19710-BC-PR-40000)	(\$401,926)	Aquarium Major Maintenance (MC-PR-41004)	((\$2,121)) \$1,719
6.18	Seattle Parks and Recreation	Seattle Park District Fund (19710)	Fix It First (19710-BC-PR-40000)	(\$1,482,468)	Major Maintenance Backlog and Asset Management (MC-PR-41001)	((\$36,253)) \$34,771

Item	Department	Fund	Budget Summary Level/ BCL Code	BCL Appropriation Change	CIP Project Name	Allocation (in \$000's)
				(\$1,000,000)	Queen Anne Turf Field Replacement (MC-PR- 41072)	(((\$1,000)) \$0
		Seattle Park District Fund (19710)	Building For The Future (19710-BC- PR-20000)	(\$2,800,000)	Smith Cove Park Development (MC-PR- 21005)	(((\$5,442)) \$2,642
Total				(\$19,772,377)		

Section 7. To pay for necessary capital costs and expenses incurred or to be incurred, but for which insufficient appropriations were made due to causes that could not reasonably have been foreseen at the time the 2020 Budget was adopted, appropriations in the 2020 Adopted Budget and project allocations in the 2020-2025 Adopted Capital Improvement Program are increased as follows:

Item	Department	Fund	Budget Summary Level/ BCL Code	Additional Budget Appropriation	CIP Project Name	Allocation (in \$000's)
7.1	Department of Finance and Administrative Services	REET I Capital Fund (30010)	Asset Preservation – Schedule 1 Facilities (30010- BC-FA- APSCH1FAC)	\$340,000	Asset Preservation - Schedule 1 Facilities (MC-FA- APSCH1FAC)	((\$3,601)) <u>\$3,941</u>
			Asset Preservation – Schedule 2 Facilities (30010- BC-FA- APSCH2FAC)	\$340,000	Asset Preservation - Schedule 2 Facilities (MC-FA- APSCH2FAC)	((\$4,291)) <u>\$4,631</u>
7.2	Seattle Department of Transportation	Transportation Fund (13000)	Mobility- Capital (13000-BC- TR-19003)	\$363,500	Transit Corridor Improvements (MC-TR- C029)	((\$7,035)) <u>\$7,399</u>
7.3	Seattle Department of Transportation	General Fund (00100)	Mobility- Capital (00100-BC- TR-19003)	\$350,000	Neighborhood Traffic Control Program (MC-TR- C019)	((\$0)) <u>\$350</u>
7.4	Seattle Department of Transportation	General Fund (00100)	Mobility- Capital (00100-BC- TR-19003)	\$40,000	Bike Master Plan – Protected Bike Lanes (MC- TRC062)	\$40,000
7.5	Seattle Public Library	2019 Library Levy Fund (18200)	Capital Improvements (18200-BC- PL-B3000)	\$511,000	Library Major Maintenance (MC-PL- B3011)	((\$4,190)) <u>\$4,701</u>
Net Change				\$1,944,500		

Allocation modifications for the Seattle Department of Transportation in this section shall operate for the purposes of increasing or decreasing the base for the limit imposed by subsection 4(c) of Ordinance 126000.

Section 8. Appropriations in the 2020 Adopted Budget and project allocations in the 2020-2025 Adopted Capital Improvement Program, which are backed by revenues, are modified as follows:

Item	Department	Fund	Budget Summary Level/ BCL Code	BCL Appropriation Change	CIP Project Name	Allocation (in \$000's)
8.1	Seattle Center	Unrestricted Cumulative Reserve Fund (00164)	Monorail Rehabilitation (00164-BC-SC-S9403)	\$169,421	Monorail Improvements (MC-SC-S9403)	((\$2,806)) 2,976
8.2	Seattle Department of Transportation	Transportation Fund (13000)	Mobility-Capital (13000-BC-TR-19003)	\$5,100,000	Delridge Way SW – RapidRide H Line (MC-TR-C042)	((\$10,535)) 15,635
Total				\$5,269,421		

Section 9. Appropriations in the 2020 Adopted Budget and project allocations in the 2020-2025 Adopted Capital Improvement Program are modified as follows:

Item	Department	Fund	Budget Summary Level/ BCL Code	Additional Budget Appropriation	CIP Project Name	Allocation (in \$000's)
9.1	Department of Finance and Administrative Services	REET I Capital Fund (30010)	Public Safety Facilities Fire (30010-BC-FA-PSFACFIRE)	(\$327,896)	Fire Station 5 (MC-FA-FS5)	((\$1,037)) \$709
	Seattle Department of Transportation	REET I Capital Fund (30010)	Mobility-Capital (30010-BC-TR-19003)	\$327,896	King Street Station Tenant Improvements (MC-TR-C049)	((\$324)) \$4
9.2	Department of Finance and Administrative Services	REET I Capital Fund (30010)	Public Safety Facilities Fire (30010-BC-FA-PSFACFIRE)	(\$415,000)	Fire Station 5 (MC-FA-FS5)	((\$1,037)) \$622

Item	Department	Fund	Budget Summary Level/ BCL Code	Additional Budget Appropriation	CIP Project Name	Allocation (in \$000's)
			Asset Preservation - Schedule 2 Facilities (30010- BC-FA- APSCH2FAC)	\$415,000	Asset Preservation - Schedule 2 Facilities (MC-FA- APSCH2FAC)	((\$4,291)) <u>\$4,706</u>
9.3	Seattle Department of Transportation	Transportation Fund (13000)	Major Maintenance/ Replacement (13000-BC- TR-19001)	(\$2,000,000)	Bridge Rehabilitation and Replacement (MC-TR-C045)	((\$15,833)) <u>\$13,833</u>
				\$3,702,500	West Seattle Bridge Immediate Response (MC-TR-C110)	((\$0)) <u>\$3,703</u>
9.4	Seattle Department of Transportation	Transportation Fund (13000)	Mobility- Capital (13000-BC- TR-19003)	(\$1,100,000)	Bike Master Plan – Greenways (MC-TR-C063)	((\$1,807)) <u>\$707</u>
				\$1,100,000	Thomas Street Redesigned (MC-TR-C105)	((\$0)) <u>\$1,100</u>
9.5	Seattle Department of Transportation	Transportation Fund (13000)	Mobility- Capital (13000-BC- TR-19003)	\$990,000	Thomas Street Redesigned (MC-TR-C105)	((\$0)) <u>\$990</u>
				(\$990,000)	North of Downtown Mobility Action Plan (MC-TR-C101)	((\$7,544)) <u>\$6,554</u>

Item	Department	Fund	Budget Summary Level/ BCL Code	Additional Budget Appropriation	CIP Project Name	Allocation (in \$000's)
9.6	Seattle Department of Transportation	2020 LTGO Taxable Bond Fund (36710)	Central Waterfront (36710-BC- TR-16000)	(\$1,725,000)	Overlook Walk and East-West Connections Project (MC-TR-C073)	((\$1,725)) \$0
		2020 Multipurpose LTGO Bond Fund (36700)	Central Waterfront (36700-BC- TR-16000)	\$1,725,000	Overlook Walk and East-West Connections Project (MC-TR-C073)	((\$0)) \$1,725
9.7	Seattle Department of Transportation	REET II Capital Fund (30020)	Mobility- Capital (30020-BC- TR-19003)	\$2,451,566	Pedestrian Master Plan – New Sidewalks (MC-TR-C058)	((\$847)) \$3,299
				\$396,000	Fortson Square Redesign Implementation (MC-TR-C104)	((\$0)) \$396
		Transportation Fund (13000)	Mobility- Capital (13000-BC- TR-19003)	(\$2,451,566)	Pedestrian Master Plan – New Sidewalks (MC-TR-C058)	((\$8,007)) \$5,556
				(\$396,000)	Fortson Square Redesign Implementation (MC-TR-C104)	((\$396)) \$0
9.8	Seattle Information Technology Department	Information Technology Fund (50410)	Capital Improvement Projects (50410-BC-IT- C0700)	\$947,108	Applications Development – Public Safety (MC-IT- C6307)	((\$5,818)) \$6,765
				(\$947,108)	Public Safety Tech Equipment (MC-IT- C9301)	((\$6,935)) \$5,988

Item	Department	Fund	Budget Summary Level/ BCL Code	Additional Budget Appropriation	CIP Project Name	Allocation (in \$000's)
9.9	Seattle Parks and Recreation	Park and Recreation Fund (10200)	Fix It First (10200-BC- PR-40000)	\$2,124,263	Woodland Park Zoo Night Exhibit Renovation (MC-PR- 41046)	((\$12,705)) \$14,829
		Unrestricted Cumulative Reserve Fund (00164)	Fix It First (00164-BC- PR-40000)	(\$2,124,263)	Woodland Park Zoo Night Exhibit Renovation (MC-PR- 41046)	((\$2,253)) \$128
9.10	Seattle Parks and Recreation	General Fund (00100)	Fix It First (00100-BC- PR-40000)	(\$250,000)	Beach Restoration Program (MC- PR-41006)	((\$250)) \$0
		Beach Maintenance Fund (70200)	Fix It First (70200-BC- PR-40000)	\$250,000	Beach Restoration Program (MC- PR-41006)	((\$93)) \$343
9.11	Seattle Parks and Recreation	Park and Recreation Fund (10200)	2008 Parks Levy (10200- BC-PR-10000)	(\$154,000)	Gas Works Park Play Area Renovation (MC-PR- 16002)	((\$154)) \$0
			Debt and Special Funding (10200-BC- PR-30000)	\$154,000	Gas Works Park - Remediation (MC-PR- 31007)	((\$3)) \$157

Item	Department	Fund	Budget Summary Level/ BCL Code	Additional Budget Appropriation	CIP Project Name	Allocation (in \$000's)
9.12	Seattle Parks and Recreation	REET II Capital Fund (30020)	Fix It First (30020-BC-PR-40000)	\$1,000,000	Major Maintenance Backlog and Asset Management (MC-PR-41001)	((\$9,524)) \$10,524
				(\$1,000,000)	Queen Anne Turf Field Replacement (MC-PR-41072)	((\$3,000)) \$2,000
		Seattle Park District Fund (19710)	Fix It First (19710-BC-PR-40000)	(\$1,000,000)	Major Maintenance Backlog and Asset Management (MC-PR-41001)	((\$36,253)) \$35,253
				\$1,000,000	Queen Anne Turf Field Replacement (MC-PR-41072)	((\$0)) \$1,000
Net Change				\$1,702,500		

Allocation modifications for the Seattle Department of Transportation in this section shall operate for the purposes of increasing or decreasing the base for the limit imposed by subsection 4(c) of Ordinance 126000.

Section 10. The following new positions are created in the following departments:

Item	Department	Position Title	Position Status	Number
10.1	Seattle Municipal Court	Info Technol Prof A, Exempt (@ 09457 - 155)	Full-time	1.0
		StratAdvsr2, Exempt-BU (@ 09637 - 092)	Full-time	1.0
		StratAdvsr2, Exempt-BU (@ 09637 - 092)	Full-time	1.0
		StratAdvsr2, Exempt-BU (@ 09637 - 092)	Full-time	1.0
Total				4.0

Section 11. The following positions are transferred from Seattle Information Technology Department to Seattle Public Utilities:

Item	Department	Position Title	Position #	Number
11.1	Seattle Information Technology Department	Info Technol Prof A, Exempt (@ 09457 - 155)	10002632	(1.0)
	Seattle Public Utilities	Info Technol Prof A, Exempt (@ 09457 - 155)	10002632	1.0
	Seattle Information Technology Department	Info Technol Prof C-BU (@ 09466 - 158)	10004191	(1.0)
	Seattle Public Utilities	Info Technol Prof C-BU (@ 09466 - 158)	10004191	1.0
	Seattle Information Technology Department	Info Technol Prof B-BU (@ 09467 - 158)	10005533	(1.0)
	Seattle Public Utilities	Info Technol Prof B-BU (@ 09467 - 158)	10005533	1.0
	Seattle Information Technology Department	Info Technol Prof B-BU (@ 09467 - 158)	10005808	(1.0)
	Seattle Public Utilities	Info Technol Prof B-BU (@ 09467 - 158)	10005808	1.0
	Seattle Information Technology Department	Info Technol Prof B-BU (@ 09467 - 158)	11683	(1.0)
	Seattle Public Utilities	Info Technol Prof B-BU (@ 09467 - 158)	11683	1.0
	Seattle Information Technology Department	Info Technol Prof B-BU (@ 09467 - 158)	20784	(1.0)
	Seattle Public Utilities	Info Technol Prof B-BU (@ 09467 - 158)	20784	1.0
	Seattle Information Technology Department	Info Technol Prof A, Exempt (@ 09457 - 155)	23355	(1.0)
	Seattle Public Utilities	Info Technol Prof A, Exempt (@ 09457 - 155)	23355	1.0
	Total			0

Section 12. Any act consistent with the authority of this ordinance taken after its passage and prior to its effective date is ratified and confirmed.

Section 13. This ordinance shall take effect and be in force 30 days after its approval by the Mayor, but if not approved and returned by the Mayor within ten days after presentation, it shall take effect as provided by Seattle Municipal Code Section 1.04.020.

Passed by a 3/4 vote of all the members of the City Council the _____ day of _____, 2020, and signed by me in open session in authentication of its passage this ____ day of _____, 2020.

President _____ of the City Council

Approved by me this _____ day of _____, 2020.

Jenny A. Durkan, Mayor

Filed by me this _____ day of _____, 2020.

Monica Martinez Simmons, City Clerk

(Seal)



Legislation Text

File #: CBA OIR-002-A-001, **Version:** 1

Add \$57,500 to OIR for Association of Washington Cities membership fees

2021 Seattle City Council Budget Action

Council Budget Action: Agenda

Tab	Action	Option	Version
OIR	002	A	001

Budget Action Title: Add \$57,500 to OIR for Association of Washington Cities membership fees

Ongoing: Yes Has Budget Proviso: No

Has CIP Amendment: No Has Attachment: No

Primary Sponsor: Dan Strauss

Council Members:

Staff Analyst: Asha Venkataraman

Council Bill or Resolution:

Date		Total	LH	TM	KS	AP	DJ	DS	AL	BC	LG
	Yes	0									
	No	0									
	Abstain	0									
	Absent	0									

Summary of Dollar Effect

See the following pages for detailed technical information

	2021 Increase (Decrease)	2022 Increase (Decrease)
General Fund		
General Fund Revenues	\$0	
General Fund Expenditures	\$57,500	
Net Balance Effect	\$(57,500)	
Total Budget Balance Effect	\$(57,500)	

Budget Action Description:

This Council Budget Action (CBA) would add \$57,500 to the Office of Intergovernmental Relations (OIR) to restore funds proposed for reduction for membership fees to the Association of Washington Cities (AWC). The 2021 Proposed Budget would cut half of the membership fees; and because AWC does not accept partial memberships, this cut would mean the City would not be a member of AWC in 2021. This CBA would restore those funds, allowing the City sufficient funding to pay the full amount of dues and maintain its AWC membership.

Budget Action Transactions

#	Transaction Description	Position Title	Number of Positions	FTE	Dept	BSL	Fund	Year	Revenue Amount	Expenditure Amount
---	-------------------------	----------------	---------------------	-----	------	-----	------	------	----------------	--------------------

2021 Seattle City Council Budget Action

Council Budget Action: Agenda

Tab	Action	Option	Version
OIR	002	A	001

1	Add appropriations for AWC membership fees		0	0	OIR - IR000	OIR - BO-IR-X1G00 - Office of Intergovernmental Relations	00100 - General Fund	2021	\$0	\$57,500
---	--	--	---	---	-------------	--	----------------------	------	-----	----------



Legislation Text

File #: CBA BLG-043-A-001, **Version:** 1

2021 Seattle City Council Budget Action

Council Budget Action: Agenda

Tab	Action	Option	Version
BLG	043	A	001

Budget Action Title: Amend and pass as amended CB 119950, increasing the payroll tax, add \$5.8M General Fund to SPL, add \$41M General Fund to SPR, add \$46.9M GF to OH, and add \$93.6M GF to SDOT

Ongoing: Yes Has Budget Proviso: No

Has CIP Amendment: No Has Attachment: Yes

Primary Sponsor: Kshama Sawant

Council Members:

Staff Analyst: Dan Eder

Council Bill or Resolution: CB 119950

Date		Total	LH	TM	KS	AP	DJ	DS	AL	BC	LG
	Yes	0									
	No	0									
	Abstain	0									
	Absent	0									

Budget Action Description:

This Council Budget Action (CBA) amends and recommends passing as amended CB 119950 that would increase the tax rates of the big business payroll tax. The increased payroll tax revenues would be used to backfill the funding cut in the 2021 Proposed Budget from the Seattle Public Libraries (SPL), Department of Parks and Recreation (DPR), Office of Housing (OH), and the Seattle Department of Transportation (SDOT). Specifically, this CBA would add \$5.8 million GF to SPL, \$41 million GF to DPR, \$46.8 million to OH, and \$93.6 million to SDOT.

A. Payroll Tax

This budget action increases GF revenues by \$187.2 million by amending and passing as amended CB 119950 as shown in Attachment A to increase the tax rates of the big business payroll taxes and as summarized below:

Payroll \$7 million - \$100 million | Payroll \$150k - \$400k:
New rate would be 1.312% (0.7% in current law plus 0.612%)

Payroll \$7 million - \$100 million | Payroll over \$400k
New rate would be 3.187% (1.7% in current law plus 1.487%)

Payroll \$100 million - \$1 billion | Payroll \$150k - \$400k
New rate would be 1.312% (0.7% in current law plus 0.612%)

Payroll \$100 million - \$1 billion | Payroll over \$400k

2021 Seattle City Council Budget Action

Council Budget Action: Agenda

Tab	Action	Option	Version
BLG	043	A	001

New rate would be 3.562% (1.9% in current law plus 1.662%)

Payroll over \$1 billion | Payroll \$150k - \$400k

New rate would be 2.625% (1.4% in current law plus 1.225%)

Payroll over \$1 billion | Payroll over \$400k

New rate would be 4.499% (2.4% in current law plus 2.099%)

B. Spending

This budget action increases GF spending by \$187.2 million as summarized below:

SPL (\$5.8 million) - This budget action eliminates all austerity in the Seattle Public Libraries (SPL) in 2021 by allocating an additional \$5.8 million GF to SPL. It is the intention of this budget amendment to restore funding to all parts of the SPL budget that have been cut, including those planned expansions that have been delayed.

SPR (\$41 million) - This budget action is intended to eliminate all austerity in Seattle Parks and Recreation (SPR) in 2021 by allocating an additional \$41 million GF to SPR. It is the intention of this budget amendment to restore funding to all parts of the SPR budget that have been cut including the deferral of maintenance and other capital expenditures. CBO's introduction to the budget calculated this austerity to be \$41 million.

OH (\$46.8 million) - This budget action is intended to eliminate all austerity in the Seattle Office of Housing (OH) in 2021 by allocating an additional \$46.8 million GF to OH. OH was allocated \$131 million in the 2020 adopted budget and \$82 million in 2021, reducing investment in housing by \$49 million. Other CBAs in the Seattle City Select Budget Committee Balancing Package restore \$2.2 million to OH's budget, leaving \$46.8 million needed to be backfilled.

SDOT (\$93.6 million) - This budget action is intended to eliminate all austerity in the Seattle Department of Transportation (SDOT) in 2021 by allocating an additional \$93.6 million GF to SDOT. The Mayor's proposed 2021 budget allocates \$608 million to SDOT for 2021, \$131 million less than the \$739 allocated in 2020. Additionally, \$15 million in added costs were transferred into SDOT from the SPD in 2021 for Parking Enforcement creating a net reduction in SDOT's funding of \$146 million. Other CBAs including the CBA allocating new STBD funding backfill \$52.4 million, leaving \$93.6 million needed to be backfilled.

CITY OF SEATTLE

ORDINANCE _____

COUNCIL BILL _____

..title

AN ORDINANCE relating to taxation; increasing the tax rates of the payroll expense tax imposed on persons engaging in business in Seattle; and amending Section 5.38.030 of the Seattle Municipal Code.

..body

BE IT ORDAINED BY THE CITY OF SEATTLE AS FOLLOWS:

Section 1. Section 5.38.030 of the Seattle Municipal Code, enacted by Ordinance 126108, is amended as follows:

5.38.030 Tax imposed—Rate

A. A payroll expense tax is hereby levied upon and shall be collected from every person engaging in business within Seattle.

B. The amount of the payroll expense tax due shall be the payroll expense of the business, subject to any deductions authorized under this Chapter 5.38, multiplied by the following rates:

1. For businesses with payroll expense up to \$99,999,999.99, the rate shall be:

a. ~~((Seven tenths)) ((0.701))~~ 1.312 percent of the payroll expense of employees with annual compensation of \$150,000 to \$399,999.99; and

b. ~~((One and seven tenths)) ((1.701))~~ 3.187 percent of the payroll expense of employees with annual compensation of \$400,000 or more.

2. For businesses with payroll expense of \$100 million to \$999,999,999.99, the rate shall be:

a. ~~((Seven tenths)) ((0.701))~~ 1.312 percent of the payroll expense of employees with annual compensation of \$150,000 to \$399,999.99; and

1 b. (~~((One and nine tenths)) ((1.901))~~) 3.562 percent of the payroll expense
2 of employees with annual compensation of \$400,000 or more.

3 3. For businesses with payroll expense of \$1 billion or greater, the rate shall be:

4 a. (~~((One and four tenths)) ((1.401))~~) 2.625 percent of the payroll expense of
5 employees with annual compensation of \$150,000 to \$399,999.99; and

6 b. (~~((Two and four tenths)) ((2.401))~~) 4.499 percent of the payroll expense
7 of employees with annual compensation of \$400,000 or more.

8 C. The tax imposed by this Chapter 5.38 is levied on businesses. A business may not
9 make any deductions from employees' compensation to pay for this tax.

Section 2. This ordinance shall take effect and be in force 30 days after its approval by the Mayor, but if not approved and returned by the Mayor within ten days after presentation, it shall take effect as provided by Seattle Municipal Code Section 1.04.020.

Passed by the City Council the _____ day of _____, 2020,
and signed by me in open session in authentication of its passage this _____ day of _____, 2020.

President _____ of the City Council

Approved by me this _____ day of _____, 2020.

Jenny A. Durkan, Mayor

Filed by me this _____ day of _____, 2020.

Monica Martinez Simmons, City Clerk

(Seal)



Legislation Text

File #: SLI HOM-020-A-001, **Version:** 1

2021 Seattle City Council Statement of Legislative Intent

Council Budget Action: Agenda

Tab	Action	Option	Version
HOM	020	A	001

Budget Action Title: Request that HSD provide a quarterly report on activities responding to unsheltered homelessness

Ongoing: Yes Has Attachment: No

Primary Sponsor: Alex Pedersen

Council Members:

Staff Analyst: Jeff Simms

Date		Total	LH	TM	KS	AP	DJ	DS	AL	BC	LG
	Yes	0									
	No	0									
	Abstain	0									
	Absent	0									

Statement of Legislative Intent:

This Statement of Legislative Intent (SLI) would request that the Human Services Department (HSD) provide a quarterly report to City Council in the form of a Clerk File that provides basic performance metrics of the Unsheltered Outreach and Response Team, Homelessness Provider Ecosystem, or its successor. This report would be similar to what was previously reported by HSD on the performance of the City's Navigation Team. These reports would ensure consistent reporting to the public by HSD and its contracted homelessness outreach providers to assess the outcomes and efficacy of responses to unsheltered homelessness. Reports should be submitted by April 30, July 31, and November 18, 2021.

The quarterly reports would discuss the basic performance and outcomes of the Unsheltered Outreach and Response Team, Homelessness Outreach and Provider Ecosystem, or its successor, to provide homelessness outreach services. HSD and its contracted providers would, at minimum, report on the performance measures previously reported by the Navigation Team for both the field work carried out by HSD staff and the work of contracted outreach providers. For instances where an alternative metric would be provided, HSD should provide a justification to explain why the alternative metric better measures the impact.

The metrics to report on would convey the performance in the following areas:

- 1) Number of people experiencing unsheltered homelessness who were engaged and connected to services;
- 2) Number people experiencing unsheltered homelessness who were engaged and connected to safer spaces, including permanent housing, enhanced shelter, basic shelter, tiny home villages, or motel/hotel rooms; and
- 3) Number of hazardous and unsafe conditions stemming from, and found within, unauthorized encampments and any actions taken to address them.

The reports would be submitted to the Chair of the Select Committee on Homelessness Strategies and Investments, or its successor, with a copy provided to the Central Staff Director.

Responsible Council Committee(s):

2021 Seattle City Council Statement of Legislative Intent

Council Budget Action: Agenda

Tab	Action	Option	Version
HOM	020	A	001

Date Due to Council:

April 30, 2021



Legislation Text

File #: CBA HOM-023-A-001, **Version:** 1

2021 Seattle City Council Budget Action

Council Budget Action: Agenda

Tab	Action	Option	Version
HOM	023	A	001

Budget Action Title: Add \$7 million GF (\$3 million one-time) to HSD to expand tiny home villages

Ongoing: Yes Has Budget Proviso: No

Has CIP Amendment: No Has Attachment: No

Primary Sponsor: Kshama Sawant

Council Members:

Staff Analyst: Jeff Simms

Council Bill or Resolution:

Date		Total	LH	TM	KS	AP	DJ	DS	AL	BC	LG
	Yes	0									
	No	0									
	Abstain	0									
	Absent	0									

Summary of Dollar Effect

See the following pages for detailed technical information

	2021 Increase (Decrease)	2022 Increase (Decrease)
General Fund		
General Fund Revenues	\$0	
General Fund Expenditures	\$7,000,000	
Net Balance Effect	\$(7,000,000)	
Total Budget Balance Effect	\$(7,000,000)	

Budget Action Description:

This Council Budget Action (CBA) would add \$7,000,000 GF to the Human Service Department's (HSD's) 2021 budget to increase the number of tiny home villages, which would include \$3,000,000 of one-time startup funds and \$4,000,000 of on-going operational funds. Assuming one-time startup costs of \$600,000 and on-going operational costs of \$800,000 for a 40 unit tiny home village, this would create five new tiny home villages that are supported by the City through a contract with a homelessness services agency. CBA HOM-008-B-001 would add \$2.8 million to expand the number of tiny home villages. The combined budget actions, if both approved, would appropriate \$9.8 million to HSD to expand tiny home villages.

This budget action would utilize revenue from separate Council legislation to increase taxes on big businesses above the amounts set in Ordinance 126108 (see CBA BLG-043-A-001 that would amend and pass CB 119810) as follows:

2021 Seattle City Council Budget Action

Council Budget Action: Agenda

Tab	Action	Option	Version
HOM	023	A	001

For businesses whose total payroll is from \$7 million to \$100 million:

Salaries from \$150,000 to \$400,000 annually: +0.023%

Salaries over \$400,000 annually: +0.056%

For businesses whose total payroll is \$100 million to \$1 billion:

Salaries from \$150,000 to \$400,000 annually: +0.023%

Salaries over \$400,000 annually: +0.062%

For businesses whose total payroll exceeds \$1 billion:

Salaries from \$150,000 to \$400,000 annually: +0.046%

Salaries over \$400,000 annually: +0.079%

Budget Action Transactions

#	Transaction Description	Position Title	Number of Positions	FTE	Dept	BSL	Fund	Year	Revenue Amount	Expenditure Amount
1	Increase appropriation for tiny home villages		0	0	HSD - HS000	HSD - BO-HS-H3000 - Addressing Homelessness	00100 - General Fund	2021	\$0	\$4,000,000
2	Increase one-time appropriations for tiny home villages		0	0	HSD - HS000	HSD - BO-HS-H3000 - Addressing Homelessness	00100 - General Fund	2021	\$0	\$3,000,000



Legislation Text

File #: CBA HOM-023-B-001, **Version:** 1

2021 Seattle City Council Budget Action

Council Budget Action: Agenda

Tab	Action	Option	Version
HOM	023	B	001

Budget Action Title: Add \$7 million GF one-time to HSD to expand tiny home villages and cut \$7 million from the proposed contribution to the City's Emergency Fund

Ongoing: No Has Budget Proviso: No

Has CIP Amendment: No Has Attachment: No

Primary Sponsor: Kshama Sawant

Council Members:

Staff Analyst: Jeff Simms

Council Bill or Resolution:

Date		Total	LH	TM	KS	AP	DJ	DS	AL	BC	LG
	Yes	0									
	No	0									
	Abstain	0									
	Absent	0									

Summary of Dollar Effect

See the following pages for detailed technical information

	2021 Increase (Decrease)	2022 Increase (Decrease)
General Fund		
General Fund Revenues	\$0	
General Fund Expenditures	\$0	
Net Balance Effect	\$0	
Other Funds		
Emergency Fund (10102)		
Revenues	\$(7,000,000)	
Expenditures	\$(7,000,000)	
Net Balance Effect	\$0	
Total Budget Balance Effect	\$0	

Budget Action Description:

This Council Budget Action (CBA) would add \$7,000,000 GF one-time funds to the Human Service Department's (HSD's) 2021 budget to increase the number of tiny home villages, which would include \$3,000,000 for startup funds and \$4,000,000 for operations. Assuming one-time startup costs of \$600,000 and operational costs of \$800,000 for a 40-unit tiny home village, this would create five new

2021 Seattle City Council Budget Action

Council Budget Action: Agenda

Tab	Action	Option	Version
HOM	023	B	001

tiny home villages that are supported by the City through a contract with a homelessness services agency. CBA HOM-008-B-001 would add \$2.8 million to expand the number of tiny home villages. The combined budget actions, if both approved, would appropriate \$9.8 million to HSD to expand tiny home villages.

This budget action would also reduce the \$32 million proposed to be added to the City's Emergency Fund in CBA FG-006-A-002 to \$25 million to offset the increase provided to HSD.

Budget Action Transactions

#	Transaction Description	Position Title	Number of Positions	FTE	Dept	BSL	Fund	Year	Revenue Amount	Expenditure Amount
1	Decrease contribution to Emergency Fund		0	0	FG - FG000	FG - BO-FG-2QA00 - Appropriation to Special Funds	00100 - General Fund	2021	\$0	\$(7,000,000)
2	Decrease reserve contribution from General Fund		0	0	FG - FG000	FG - BO-FG-2QD00 - General Purpose	10102 - Emergency Fund	2021	\$0	\$(7,000,000)
3	Decrease transfer in from General Fund		0	0	FG - FG000	FG - BO-FG-2QD00 - General Purpose	10102 - Emergency Fund	2021	\$(7,000,000)	\$0
4	Increase one-time appropriations for tiny home villages		0	0	HSD - HS000	HSD - BO-HS-H3000 - Addressing Homelessness	00100 - General Fund	2021	\$0	\$7,000,000



Legislation Text

File #: CBA OH-007-A-001, **Version:** 1

2021 Seattle City Council Budget Action

Council Budget Action: Agenda

Tab	Action	Option	Version
OH	007	A	001

Budget Action Title: Add \$800,000 in GF to OH's Weatherization Program to increase funding for converting homes from gas or oil heating to electric

Ongoing: No Has Budget Proviso: No

Has CIP Amendment: No Has Attachment: No

Primary Sponsor: Kshama Sawant

Council Members:

Staff Analyst: Traci Ratzliff

Council Bill or Resolution:

Date		Total	LH	TM	KS	AP	DJ	DS	AL	BC	LG
	Yes	0									
	No	0									
	Abstain	0									
	Absent	0									

Summary of Dollar Effect

See the following pages for detailed technical information

	2021 Increase (Decrease)	2022 Increase (Decrease)
General Fund		
General Fund Revenues	\$0	
General Fund Expenditures	\$0	
Net Balance Effect	\$0	
Total Budget Balance Effect	\$0	

Budget Action Description:

This Council Budget Action would add \$800,000 in General Fund to the Office of Housing's Weatherization Program to increase funding for converting homes from gas or oil heating to electric. This funding would be in addition to the \$200,000 that is included in the chair's proposed amended balancing package. If this CBA is approved, it would bring total funding to \$1 million for this effort. The proposed 2021 budget includes \$5.8 million in funding for OH's Weatherization Program. This program provides grants to increase energy efficiency and lower utility costs for low-income residents in both single-family and multifamily properties.

This budget action would utilize revenue from separate Council legislation to increase taxes on big businesses above the amounts set in Ordinance 126108 (see CBA BLG-043-A-001 that would amend and pass CB 119810) as follows:

2021 Seattle City Council Budget Action

Council Budget Action: Agenda

Tab	Action	Option	Version
OH	007	A	001

For businesses whose total payroll is from \$7 million to \$100 million:

Salaries from \$150,000 to \$400,000 annually: +0.003%

Salaries over \$400,000 annually: +0.006%

For businesses whose total payroll is \$100 million to \$1 billion:

Salaries from \$150,000 to \$400,000 annually: +0.003%

Salaries over \$400,000 annually: +0.007%

For businesses whose total payroll exceeds \$1 billion:

Salaries from \$150,000 to \$400,000 annually: +0.005%

Salaries over \$400,000 annually: +0.009%

Budget Action Transactions

#	Transaction Description	Position Title	Number of Positions	FTE	Dept	BSL	Fund	Year	Revenue Amount	Expenditure Amount
---	-------------------------	----------------	---------------------	-----	------	-----	------	------	----------------	--------------------



Legislation Text

File #: CBA SPD-007-A-001, **Version:** 1

2021 Seattle City Council Budget Action

Council Budget Action: Agenda

Tab	Action	Option	Version
SPD	007	A	001

Budget Action Title: Impose two provisos on SPD encampment removal

Ongoing: No Has Budget Proviso: Yes

Has CIP Amendment: No Has Attachment: No

Primary Sponsor: Kshama Sawant

Council Members:

Staff Analyst: Greg Doss

Council Bill or Resolution:

Date		Total	LH	TM	KS	AP	DJ	DS	AL	BC	LG
	Yes	0									
	No	0									
	Abstain	0									
	Absent	0									

Budget Action Description:

This Council Budget Action would impose two provisos on the Seattle Police Department's (SPD's) funding related to the removal of unauthorized encampments. Specifically, the provisos would (1) require that all encampment residents either (a) be placed in shelter or housing, or (b) be directed to a City-sanctioned encampment or another nearby location where they may reestablish an unauthorized encampment; and (2) prohibit the removal of unauthorized encampments whose residents have been directed to that location during a previous encampment removal.

This Council Budget Action would impose the following two provisos:

"None of money appropriated in the 2021 budget of the Seattle Police Department may be used to support the removal of unauthorized encampments until all residents of the encampment have (1) accepted placement in shelter or housing; or (2) been clearly directed to a different location that is (a) no farther than one-half mile away where the residents can reestablish an unauthorized encampment with reduced harm to themselves and other community members; or (b) at a City-sanctioned encampment with garbage removal and portable toilets."

"None of the money appropriated in the 2021 budget for the Seattle Police Department may be used to support the removal of unauthorized encampments whose residents have been directed to that location during a previous encampment removal."



Legislation Text

File #: CBA SPD-018-A-001, **Version:** 1

2021 Seattle City Council Budget Action

Council Budget Action: Agenda

Tab	Action	Option	Version
SPD	018	A	001

Budget Action Title: Cut \$9.04 million GF from SPD for a hiring freeze, add \$9.04 million to HSD for community-led public safety investments, and impose a proviso

Ongoing: Yes Has Budget Proviso: Yes

Has CIP Amendment: No Has Attachment: No

Primary Sponsor: Kshama Sawant

Council Members: Tammy Morales

Staff Analyst:

Council Bill or Resolution:

Date		Total	LH	TM	KS	AP	DJ	DS	AL	BC	LG
	Yes	0									
	No	0									
	Abstain	0									
	Absent	0									

Summary of Dollar Effect

See the following pages for detailed technical information

	2021 Increase (Decrease)	2022 Increase (Decrease)
General Fund		
General Fund Revenues	\$0	
General Fund Expenditures	\$0	
Net Balance Effect	\$0	
Total Budget Balance Effect	\$0	

Budget Action Description:

This Council Budget Action (CBA) would cut \$9.04 million GF in the Seattle Police Department (SPD) for sworn salary funding and request that the Executive implement a hiring freeze. The CBA would also add the \$9.04 million to HSD for community-led public safety investments and impose a proviso.

The Mayor's Proposed Budget funds 1,357 annual average FTE. SPD has developed a staffing plan that assumes 25 net new hires (114 hires less 89 projected separations). According to the staffing plan, SPD will have at the end of 2021 a total of 1,311 Fully Trained Officers and 1,247 Officers In-Service, the latter accounting for a projection of officers that will be out on disability, military service or administrative leave (64 in total). The Chair's Balancing Package would not affect the SPD staffing plan and would result in the same staffing levels.

2021 Seattle City Council Budget Action

Council Budget Action: Agenda

Tab	Action	Option	Version
SPD	018	A	001

This CBA would remove \$9.04 million in salary funding for sworn officers, reduce SPD's annual average funded FTE to 1,297 and request that the Executive implement a hiring freeze throughout 2021. At the end of 2021, SPD's staffing plan forecasts that a hiring freeze would result in 1,260 Fully Trained Officers and 1,196 Officers In-Service. At the end of 2022, SPD would have 1,213 Fully Trained Officers and 1,149 Officers In-Service. A one-year hiring freeze in 2021 will lead to two consecutive years of reductions in the number of SPD's Fully Trained Officers and Officers In-Service. The second-year reductions occur because SPD's number of Fully Trained Officers and Officers In-Service will decline through normal attrition over 24 months but will not be replenished/replaced until 2023 after new hires made in 2022 move through a full year's worth of academy and field training.

Community-led public safety investments:

The CBA would add \$9.04 million to HSD for community-led public safety investments. The Council expects that HSD will develop a spending plan so investments can be made immediately in 2021. These investments should be developed in cooperation with impacted communities within the Intercept Model framework described in Central Staff's Community Safety and Violence Prevention Issue Identification paper, to help community members examine the current legal system through a public health framework, understand the range of existing community safety programs, identify gaps or duplications in safety programs, and to identify effective investments in new or expanded programs and person-centered outcomes for those investments. The investments should move the City's community safety strategy toward a public health-centered, harm reduction model of restorative justice, crime prevention, and ameliorating the harm caused by the criminal legal system to individuals and communities most impacted. These strategies should aim to prevent, reduce and mitigate both violent and non-violent crime.

This Council Budget Action imposes the following proviso:

"Of the appropriations in the 2021 budget for the Human Service Department's (HSD's) Supporting Safe Communities (HSD-BO-HS-H4000) Budget Summary Level, \$9.04 million is appropriated solely for community-led efforts to scale up organizations to increase public safety through technical support, capacity building, and expansion of capacity (including HSD's associated administrative costs) and may be spent for no other purpose."

Budget Action Transactions

#	Transaction Description	Position Title	Number of Positions	FTE	Dept	BSL	Fund	Year	Revenue Amount	Expenditure Amount
1	Add \$9.04 for Public Safety Alternatives (Save Communities)		0	0	HSD - HS000	HSD - BO-HS-H4000 - Supporting Safe Communities	00100 - General Fund	2021	\$0	\$9,040,000
2	Cut \$9.04 million for a hiring freeze		0	0	SPD - SP000	SPD - BO-SP-P6100 - West Precinct	00100 - General Fund	2021	\$0	\$(2,104,393)
3	Cut \$9.04 million for a hiring freeze		0	0	SPD - SP000	SPD - BO-SP-P6200 - North Precinct	00100 - General Fund	2021	\$0	\$(2,397,463)
4	Cut \$9.04 million for a hiring freeze		0	0	SPD - SP000	SPD - BO-SP-P6500 - South Precinct	00100 - General Fund	2021	\$0	\$(1,551,759)
5	Cut \$9.04 million for a hiring freeze		0	0	SPD - SP000	SPD - BO-SP-P6600 - East Precinct	00100 - General Fund	2021	\$0	\$(1,683,276)
6	Cut \$9.04 million for a hiring freeze		0	0	SPD - SP000	SPD - BO-SP-P6700 - Southwest Precinct	00100 - General Fund	2021	\$0	\$(1,303,109)



SEATTLE CITY COUNCIL

600 Fourth Ave. 2nd Floor
Seattle, WA 98104

Legislation Text

File #: CBA SPD-020-A-001, **Version:** 1

2021 Seattle City Council Budget Action

Council Budget Action: Agenda

Tab	Action	Option	Version
SPD	020	A	001

Budget Action Title: Cut \$151 million GF from SPD, add \$151 million GF to OH

Ongoing: Yes Has Budget Proviso: No

Has CIP Amendment: No Has Attachment: No

Primary Sponsor: Kshama Sawant

Council Members:

Staff Analyst: Greg Doss

Council Bill or Resolution:

Date		Total	LH	TM	KS	AP	DJ	DS	AL	BC	LG
	Yes	0									
	No	0									
	Abstain	0									
	Absent	0									

Summary of Dollar Effect

See the following pages for detailed technical information

	2021 Increase (Decrease)	2022 Increase (Decrease)
General Fund		
General Fund Revenues	\$0	
General Fund Expenditures	\$0	
Net Balance Effect	\$0	
Total Budget Balance Effect	\$0	

Budget Action Description:

This Council Budget Action (CBA) would cut \$151 million GF from the Seattle Police Department (SPD) and add \$151 million GF to the Office of Housing (OH) to increase funding for affordable housing provided by the Multifamily Lending Program.

The CBA is intended to cut SPD's 2021 Proposed Budget by 50 percent. The sponsor calculated this cut by including the Mayor's proposed cuts to sworn staffing (\$18.4 million in salary and overtime funding) and excluding the SPD unit transfers that were included in the 2021 Proposed Budget (e.g., transfer of the Parking Enforcement unit to the Seattle Department of Transportation).

Budget Action Transactions

2021 Seattle City Council Budget Action

Council Budget Action: Agenda

Tab	Action	Option	Version
SPD	020	A	001

#	Transaction Description	Position Title	Number of Positions	FTE	Dept	BSL	Fund	Year	Revenue Amount	Expenditure Amount
1	Add \$151 million to OH Multifamily Lending Program		0	0	OH - HU000	OH - BO-HU-3000 - Multifamily Housing	00100 - General Fund	2021	\$0	\$151,000,000
2	Cut \$151 million from SPD		0	0	SPD - SP000	SPD - BO-SP-P1000 - Chief of Police	00100 - General Fund	2021	\$0	\$(151,000,000)



Legislation Text

File #: CB 119909, Version: 1

CITY OF SEATTLE

ORDINANCE _____

COUNCIL BILL _____

AN ORDINANCE authorizing, in 2020, acceptance of funding from non-City sources; authorizing the Mayor or Mayor's designee to accept specified grants, private funding, and subsidized loans and to execute, deliver, and perform corresponding agreements; and ratifying and confirming certain prior acts.

BE IT ORDAINED BY THE CITY OF SEATTLE AS FOLLOWS:

Section 1. The Mayor or the Mayor's designee is authorized to accept the following non-City funding from the grantors listed below; and to execute, deliver, and perform, on behalf of The City of Seattle, agreements for the purposes described below. The funds, when received, shall be deposited in the receiving funds identified below to support future appropriations, or in support of, or as reimbursement for, the corresponding appropriations set forth in the ordinance introduced as Council Bill 119910.

Item	Department	Grantor	Purpose	Fund	Amount
1.1	Human Services Department	Department of Housing and Urban Development's Emergency Solutions Grant	This item accepts \$3,000,000 of a \$26,000,000 award for the Department of Housing and Urban Development's Emergency Solutions Grant provided as part of the Federal Coronavirus Aid, Relief, and Economic Security (CARES) Act for Coronavirus Disease 2019 ("COVID-19") emergency response. The remaining \$23,000,000 of the award is accepted and appropriated in the 2021 Proposed Budget.	Human Services Fund (16200)	\$3,000,000

1.2	Executive (Office of Immigrant and Refugee Affairs)	Washington State Department of Social and Human Services	This item accepts \$670,000 in the Office of Immigrant and Refugee Affairs from the Washington State Department of Social and Human Services (DSHS). This award from DSHS is renewed annually, to support case-management-based naturalization assistance for low-income immigrant applicants. This award covers July 2020 - June 2021. Matching funding is not required, but is already budgeted from the General Fund and matching grant funds from the Seattle Housing Authority.	General Fund (00100)	\$670,000
1.3	Seattle Public Utilities	King County Flood Control District	This item authorizes Seattle Public Utilities (SPU) to accept Subregional Opportunity Funds from the King County Flood Control District in the amount of \$2,763,262 over the full life of the award to reimburse SPU for construction costs for stormwater control improvements in the Broadview neighborhood where SPU is designing and constructing a supplemental conveyance system to reduce flooding.	Drainage and Wastewater Fund (44010)	\$2,763,262
1.4	Seattle Police Department	WA State Military Department, Emergency Management Division	This item accepts Emergency Management Performance Grant (EMPG) funds from the Washington State Military Department and the U.S. Department of Homeland Security. The Emergency Management Performance Grant (EMPG) for federal fiscal year 2020 provides funding to support Seattle's Office of Emergency Management (OEM), thereby significantly strengthening the City's ability to deal with natural disasters and other emergencies.	General Fund (00100)	\$409,882

1.5	Seattle Police Department	Federal Emergency Management Agency	This funding from the Federal Emergency Management Agency supports a structural seismic retrofit of an affordable housing facility (Bremer Apartments). This project is to be completed in partnership with Capitol Hill Housing (CHH), the non-profit managing the building.	General Fund (00100)	\$3,719,417
1.6	Executive (Office of Planning and Community Development)	FTA	The Pilot Program for TOD Planning provides funding to local communities to integrate land use and transportation planning in new fixed guideway and core capacity transit project corridors. This is a grant that would primarily pay the Office of Planning and Community Development to do land use planning for the light rail line from Ballard to West Seattle. Some of the money could support Seattle Department of Transportation staff involved with this effort.	General Fund (00100)	\$1,750,000
1.7	Seattle Parks and Recreation	Washington State Department of Commerce	The purpose of this grant is to provide funding through the Community Services Block Grant under the CARES Act to support response and recovery efforts for COVID-19.	Park and Recreation Fund (10200)	\$239,393
1.8	Seattle Police Department	WA State Military Department, Emergency Management Division	This funding from the WA State Military assists state, local, and tribal emergency management activities supporting the prevention of, preparation for, and response to the ongoing COVID-19 public health emergency.	General Fund (00100)	\$140,390
Total					\$12,692,344

Section 2. Any act consistent with the authority of this ordinance taken after its passage and prior to its effective date is ratified and confirmed.

Section 3. This ordinance shall take effect and be in force 30 days after its approval by the Mayor, but if not approved and returned by the Mayor within ten days after presentation, it shall take effect as provided by

Seattle Municipal Code Section 1.04.020.

Passed by the City Council the _____ day of _____, 2020, and signed by
me in open session in authentication of its passage this _____ day of _____, 2020.

President _____ of the City Council

Approved by me this _____ day of _____, 2020.

Jenny A. Durkan, Mayor

Filed by me this _____ day of _____, 2020.

Monica Martinez Simmons, City Clerk

(Seal)

SUMMARY and FISCAL NOTE*

Department:	Dept. Contact/Phone:	CBO Contact/Phone:
City Budget Office		Caleb Wagenaar/3-9228

** Note that the Summary and Fiscal Note describes the version of the bill or resolution as introduced; final legislation including amendments may not be fully described.*

1. BILL SUMMARY

Legislation Title: AN ORDINANCE authorizing, in 2020, acceptance of funding from non-City sources; authorizing the Mayor or Mayor's designee to accept specified grants, private funding, and subsidized loans and to execute, deliver, and perform corresponding agreements; and ratifying and confirming certain prior acts.

Summary and background of the Legislation: This ordinance proposes the acceptance of grants and/or private funds or donations from various agencies and organizations.

During the course of a year, City departments receive grant awards or opportunities for other funding resources that are not anticipated in the Adopted Budget. The City Budget Office formally accepts these funds by compiling departmental grants acceptances and similar agreements in separate ordinances second, third, and fourth quarter of the year. The attached ordinance contains grant-related requests received for the third quarter of 2020.

2. CAPITAL IMPROVEMENT PROGRAM

Does this legislation create, fund, or amend a CIP Project? ☐ Yes ☒ No

3. SUMMARY OF FINANCIAL IMPLICATIONS

Does this legislation amend the Adopted Budget? ☒ Yes ☐ No

Appropriation change (\$):	General Fund \$		Other \$	
	2020	2021	2020	2021
	\$0		\$0	
Estimated revenue change (\$):	Revenue to General Fund		Revenue to Other Funds	
	2020	2021	2020	2021
	\$6,679,689		\$6,002,655	
Positions affected:	No. of Positions		Total FTE Change	
	2020	2021	2020	2021

Does the legislation have other financial impacts to The City of Seattle that are not reflected in the above, including direct or indirect, short-term or long-term costs?
No.

Is there financial cost or other impacts of *not* implementing the legislation?

The City would not have available the financial resources that the ordinance accepts.

3.d. Appropriations

☐ This legislation adds, changes, or deletes appropriations.

Appropriations Notes: Appropriations related to items in this ordinance are identified in a companion supplemental ordinance.

3.e. Revenues/Reimbursements

☒ This legislation adds, changes, or deletes revenues or reimbursements.

See Attachment A to this document for additional details.

3.f. Positions

☐ This legislation adds, changes, or deletes positions.

4. OTHER IMPLICATIONS

- a. **Does this legislation affect any departments besides the originating department?**
Yes, this legislation impacts a number of departments' 2020 budget. The budget appropriation contained in this legislation allow departments to continue programs that for various reasons planned spending was not completed during the calendar year.
- b. **Is a public hearing required for this legislation?**
No
- c. **Does this legislation require landlords or sellers of real property to provide information regarding the property to a buyer or tenant?**
No
- d. **Is publication of notice with *The Daily Journal of Commerce* and/or *The Seattle Times* required for this legislation?**
No
- e. **Does this legislation affect a piece of property?**
No
- f. **Please describe any perceived implication for the principles of the Race and Social Justice Initiative. Does this legislation impact vulnerable or historically disadvantaged communities?**
Please see Attachment A to this document for any RSJI implications.

- g. If this legislation includes a new initiative or a major programmatic expansion:
What are the specific long-term and measurable goal(s) of the program? How will
this legislation help achieve the program's desired goal(s)?**

Please see Attachment A to this document for additional details.

List attachments/exhibits below:

Summary Attachment A – 2020 3Q Grant Acceptance Ordinance Summary Detail Table

2020 Third Quarter Grant Acceptance Ordinance Summary Detail Table

Item #	Title	Description	Amount/FTE
Section 1 –Grant Acceptances			
1.1	Department of Housing and Urban Development's Emergency Solutions Grant (Human Services Department/Human Services Fund (16200))	This item accepts \$3,000,000 of a \$26,000,000 award for the Department of Housing and Urban Development's Emergency Solutions Grant provided as part of the Federal CARES Act for COVID-19 emergency response. The remaining \$23,000,000 of the award is accepted and appropriated in the 2021 Proposed Budget.	\$3,000,000
1.2	Washington State Department of Social and Human Services (Executive (Office of Immigrant and Refugee Affairs)/General Fund (00100))	This item accepts \$670,000 in the Office of Immigrant and Refugee Affairs from the Washington State Department of Social and Human Services (DSHS). This award from DSHS is renewed annually, to support case-management-based naturalization assistance for low-income immigrant applicants. This award covers July 2020 - June 2021. Matching funding is not required, but it is already budgeted from GF and matching grant funds from the Seattle Housing Authority.	\$670,000
1.3	King County Flood Control District (Seattle Public Utilities/Drainage and Wastewater (45000))	This item authorizes the Seattle Public Utilities to accept Subregional Opportunity Funds from the King County Flood Control District in the amount of \$2,763,262 over the full life of the award to reimburse SPU for construction costs for stormwater control improvements in the Broadview neighborhood where SPU is designing and constructing a supplemental conveyance system to reduce flooding. SPU does not need any additional appropriation authority for this item.	\$2,763,262
1.4	Washington State Military Department, Emergency Management Division (Seattle Police Department/General Fund (00100))	This item accepts Emergency Management Performance Grant (EMPG) funds from the Washington State Military Department and the U.S. Department of Homeland Security. The Emergency Management Performance Grant (EMPG) for federal fiscal year 2020 provides funding to support Seattle's Office of Emergency Management (OEM), thereby significantly strengthening the City's ability to deal with natural disasters and other emergencies.	\$409,882
1.5	Federal Emergency Management Agency (Seattle Police Department/General Fund (00100))	This funding from the Federal Emergency Management Agency supports a structural seismic retrofit of an affordable housing facility (Bremer Apartments). This project is to be completed in partnership with Capitol Hill Housing (CHH), the non-profit managing the building.	\$3,719,417
1.6	FTA (Executive (Office of Planning and Community Development/General Fund (00100))	The Pilot Program for TOD Planning provides funding to local communities to integrate land use and transportation planning in new fixed guideway and core capacity transit project corridors. This is a grant that would primarily pay OPCD to do land use planning for the light rail line from Ballard to West Seattle. Some of the money could support SDOT staff involved with this effort.	\$1,750,000

Item #	Title	Description	Amount/FTE
1.7	WA State Department of Commerce (Seattle Parks and Recreation/Parks and Recreation Fund (10200))	The purpose of this grant is to provide funding through the Community Services Block Grant under the Coronavirus Aid Relief and Economic Security Act (CARES Act) to support response and recovery efforts for COVID-19.	\$239,393
1.8	Washington State Military Department, Emergency Management Division (Seattle Police Department/General Fund (00100))	This funding from the WA State Military assists state, local and tribal emergency management activities supporting the prevention of, preparation for, and response to the ongoing Coronavirus Disease 2019 (COVID-19) public health emergency.	\$140,390



Legislation Text

File #: CB 119910, Version: 1

CITY OF SEATTLE

ORDINANCE _____

COUNCIL BILL _____

AN ORDINANCE amending Ordinance 126000, which adopted the 2020 Budget, including the 2020-2025 Capital Improvement Program (CIP); changing appropriations to various departments and budget control levels, and from various funds in the Budget; adding new CIP projects and revising project allocations for certain projects in the 2020-2025 CIP; creating positions; modifying positions; and ratifying and confirming certain prior acts; all by a 3/4 vote of the City Council.

BE IT ORDAINED BY THE CITY OF SEATTLE AS FOLLOWS:

Section 1. The appropriations for the following items in the 2020 Adopted Budget are reduced from the funds shown below:

Item	Department	Fund	Budget Summary Level/ BCL Code	Amount
1.1	Department of Finance and Administrative Services	Central Waterfront Improvement Fund (35900)	Central Waterfront Improvement Program Financial Support (35900-BO-FA-WATERFRNT)	(\$2,100,000)
1.2	Finance General	General Fund (00100)	Reserves (00100-BO-FG-2QD00)	(\$762,500)
1.3	Finance General	General Fund (00100)	Reserves (00100-BO-FG-2QD00)	(\$700,000)
1.4	Finance General	General Fund (00100)	Reserves (00100-BO-FG-2QD00)	(\$30,000,000)
1.5	Finance General	General Fund (00100)	Appropriation to Special Funds (00100-BO-FG-2QA00)	(\$690,751)
1.6	Seattle Department of Transportation	General Fund (00100)	Mobility Operations (00100-BO-TR-17003)	(\$350,000)
1.7	Seattle Parks and Recreation	Park and Recreation Fund (10200)	Departmentwide Programs (10200-BO-PR-30000)	(\$78,625)

			Parks and Open Space (10200-BO-PR-40000)	(\$41,900)
			Recreation Facility Programs (10200-BO-PR-50000)	(\$1,440,000)
			Golf Programs (10200-BO-PR-60000)	(\$912,454)
			Leadership and Administration (10200-BO-PR-20000)	(\$835,553)
1.8	Law Department	General Fund (00100)	Criminal (00100-BO-LW-J1500)	(\$97,032)
Total				(\$38,008,815)

Section 2. In order to pay for necessary costs and expenses incurred or to be incurred in 2020, but for which insufficient appropriations were made due to causes that could not reasonably have been foreseen at the time of making the 2020 Budget, appropriations for the following items in the 2020 Budget are increased from the funds shown, as follows:

Item	Department	Fund	Budget Summary Level/ BCL Code	Amount
2.1	Finance and Administrative Services	Unrestricted Cumulative Reserve Fund (00164)	Central Waterfront Improvement Program Financial Support (00164-BO-FA-WATERFRNT)	\$1,787,841
2.2	Department of Neighborhoods	General Fund (00100)	Community Building (00100-BO-DN-I3300)	\$120,000
2.3	Finance General	Unrestricted Cumulative Reserve Fund (00164)	Appropriation to Special Funds (00164-BO-FG-2QA00)	\$2,124,263
2.4	Finance General	Unrestricted Cumulative Reserve Fund (00164)	Appropriation to Special Funds (00164-BO-FG-2QA00)	\$312,159
2.5	Human Services Department	General Fund (00100)	Promoting Public Health (00100-BO-HS-H7000)	\$150,000
2.6	Human Services Department	General Fund (00100)	Preparing Youth for Success (00100-BO-HS-H2000)	\$250,000

2.7	Executive (Office of Housing)	Low Income Housing Fund (16400)	Multifamily Housing (16400-BO-HU-3000)	\$715,000
2.8	Executive (Office of Housing)	Office of Housing Fund (16600)	Leadership and Administration (16600-BO-HU-1000)	\$200,000
2.9	Seattle Center	General Fund (00100)	Campus (00100-BO-SC-60000)	\$75,000
2.10	Seattle Department of Transportation	Transportation Fund (13000)	Maintenance Operations (13000-BO-TR-17005)	\$800,000
2.11	Seattle Fire Department	General Fund (00100)	Operations (00100-BO-FD-F3000)	\$543,288
2.12	Seattle Information Technology Department	Information Technology Fund (50410)	Leadership and Administration (50410-BO-IT-D0100)	\$3,720,252
2.13	Seattle Information Technology Department	Information Technology Fund (50410)	Leadership and Administration (50410-BO-IT-D0100)	\$4,075,557
2.14	Seattle Parks and Recreation	Seattle Park District Fund (19710)	Leadership and Administration (19710-BO-PR-20000)	\$779,602
2.15	Seattle Parks and Recreation	General Fund (00100)	Cost Center Maintenance and Repairs (00100-BO-PR-10000)	\$300,000
2.16	Seattle Department of Human Resources	Industrial Insurance Fund (10110)	Industrial Insurance Services (10110-BO-HR-INDINS)	\$1,356,553
2.17	Seattle Department of Human Resources	General Fund (00100)	HR Services (00100-BO-HR-N6000)	\$105,751
2.18	Executive (City Budget Office)	General Fund (00100)	City Budget Office (00100-BO-CB-CZ000)	\$60,000
2.19	Finance General	General Fund (00100)	Reserves (00100-BO-FG-2QD00)	\$13,660,398
Total				\$31,135,664

Section 3. In order to pay for necessary costs and expenses incurred or to be incurred in 2020, but for which insufficient appropriations were made due to causes that could not reasonably have been foreseen at the time of making the 2020 Budget, appropriations for the following items in the 2020 Budget, which are backed by

revenues, are increased from the funds shown, as follows:

Item	Department	Fund	Budget Summary Level/ BCL Code	Amount
3.1	Department of Finance and Administrative Services	Finance and Administrative Services Fund (50300)	Facilities Services (50300-BO-FA-FACILITY)	\$120,000
3.2	Department of Finance and Administrative Services	Finance and Administrative Services Fund (50300)	Facilities Services (50300-BO-FA-FACILITY)	\$4,300,000
3.3	Finance General	General Fund (00100)	Reserves (00100-BO-FG-2QD00)	\$1,356,553
3.4	Seattle Information Technology Department	Information Technology Fund (50410)	Technology Infrastructure (50410-BO-IT-D0300)	\$400,000
3.5	Seattle Information Technology Department	Information Technology Fund (50410)	Leadership and Administration (50410-BO-IT-D0100)	\$3,925,819
3.6	Seattle Police Department	General Fund (00100)	Patrol Operations (00100-BO-SP-P1800)	\$618,000
3.7	Seattle Police Department	General Fund (00100)	Special Operations (00100-BO-SP-P3400)	\$150,000
3.8	Seattle Police Department	General Fund (00100)	Special Operations (00100-BO-SP-P3400)	\$40,096
3.9	Seattle Police Department	General Fund (00100)	Criminal Investigations (00100-BO-SP-P7000)	\$113,000
3.10	Seattle Police Department	General Fund (00100)	Criminal Investigations (00100-BO-SP-P7000)	\$58,000
3.11	Seattle Police Department	General Fund (00100)	Criminal Investigations (00100-BO-SP-P7000)	\$62,000
3.12	Seattle Police Department	General Fund (00100)	Criminal Investigations (00100-BO-SP-P7000)	\$11,000
3.13	Seattle Police Department	General Fund (00100)	Criminal Investigations (00100-BO-SP-P7000)	\$37,000
3.14	Seattle Police Department	General Fund (00100)	Criminal Investigations (00100-BO-SP-P7000)	\$6,247
3.15	Seattle Police Department	General Fund (00100)	Criminal Investigations (00100-BO-SP-P7000)	\$15,000
3.16	Seattle Police Department	General Fund (00100)	Criminal Investigations (00100-BO-SP-P7000)	\$16,000

3.17	Seattle Police Department	General Fund (00100)	Criminal Investigations (00100-BO-SP-P7000)	\$62,000
3.18	Seattle Police Department	General Fund (00100)	Criminal Investigations (00100-BO-SP-P7000)	\$21,500
3.19	Seattle Police Department	General Fund (00100)	Criminal Investigations (00100-BO-SP-P7000)	\$19,412
3.20	Seattle Police Department	General Fund (00100)	Special Operations (00100-BO-SP-P3400)	\$42,064
3.21	Seattle Police Department	General Fund (00100)	Special Operations (00100-BO-SP-P3400)	\$355,000
3.22	Seattle Police Department	General Fund (00100)	Special Operations (00100-BO-SP-P3400)	\$450,000
3.23	Law Department	General Fund (00100)	Civil (00100-BO-LW-J1300)	\$15,000
3.24	Law Department	General Fund (00100)	Civil (00100-BO-LW-J1300)	\$392,019
Total				\$12,585,710

Section 4. Contingent upon the execution of the grant or other funding agreement authorized in Section 1 of the ordinance introduced as Council Bill 119909, the appropriations for the following items in the 2020 Budget are increased from the funds shown, as follows:

Item	Department	Fund	Budget Summary Level/ BCL Code	Amount
4.1	Human Services Department	Human Services Fund (16200)	Addressing Homelessness (16200-BO-HS-H3000)	\$3,000,000
4.2	Executive (Office of Immigrant and Refugee Affairs)	General Fund (00100)	Office of Immigrant and Refugee Affairs (00100-BO-IA-X1N00)	\$670,000
4.3	Executive (Office of Planning and Community Development)	General Fund (00100)	Planning and Community Development (00100-BO-PC-X2P00)	\$1,750,000
4.4	Seattle Parks and Recreation	Park And Recreation Fund (10200)	Seattle Conservation Corps (10200-BO-PR-70000)	\$239,393
4.5	Seattle Police Department	General Fund (00100)	Chief of Police (00100-BO-SP-P1000)	\$140,390
4.6	Seattle Police Department	General Fund (00100)	Chief of Police (00100-BO-SP-P1000)	\$409,882

4.7	Seattle Police Department	General Fund (00100)	Chief of Police (00100-BO-SP-P1000)	\$3,719,417
Total				\$9,929,082

Unspent funds so appropriated shall carry forward to subsequent fiscal years until they are exhausted or abandoned by ordinance.

Section 5. The appropriations for the following items in the 2020 Adopted Budget are modified, as follows:

Item	Department	Fund	Budget Summary Level/ BCL Code	Additional Budget Appropriation
5.1	Executive (Office of Planning and Community Development)	General Fund (00100)	Planning and Community Development (00100-BO-PC-X2P00)	(\$250,000)
	Executive (Office of Sustainability and Environment)	General Fund (00100)	Office of Sustainability and Environment (00100-BO-SE-X1000)	\$250,000
5.2	Seattle Parks and Recreation	General Fund (00100)	Cost Center Maintenance and Repairs (00100-BO-PR-10000)	\$409,224
			Leadership and Administration (00100-BO-PR-20000)	\$1,400,793
			Departmentwide Programs (00100-BO-PR-30000)	\$2,366,735
			Parks and Open Space (00100-BO-PR-40000)	\$1,689,189
			Recreation Facility Programs (00100-BO-PR-50000)	\$1,134,059
		Park and Recreation Fund (10200)	Cost Center Maintenance and Repairs (10200-BO-PR-10000)	(\$409,224)
			Departmentwide Programs (10200-BO-PR-30000)	(\$2,366,735)
			Parks and Open Space (10200-BO-PR-40000)	(\$1,689,189)
			Recreation Facility Programs (10200-BO-PR-50000)	(\$1,134,059)
			Leadership and Administration (10200-BO-PR-20000)	(\$1,400,793)

5.3	Seattle Parks and Recreation	Park and Recreation Fund (10200)	Cost Center Maintenance and Repairs (10200-BO-PR-10000)	(\$597,000)
			Departmentwide Programs (10200-BO-PR-30000)	(\$133,000)
			Recreation Facility Programs (10200-BO-PR-50000)	(\$839,000)
		Seattle Park District Fund (19710)	Cost Center Maintenance and Repairs (19710-BO-PR-10000)	\$597,000
			Departmentwide Programs (19710-BO-PR-30000)	\$20,000
			Parks and Open Space (19710-BO-PR-40000)	(\$20,000)
			Recreation Facility Programs (19710-BO-PR-50000)	\$103,000
5.4	Seattle Parks and Recreation	Park and Recreation Fund (10200)	Cost Center Maintenance and Repairs (10200-BO-PR-10000)	(\$2,381,148)
			Departmentwide Programs (10200-BO-PR-30000)	(\$245,471)
			Recreation Facility Programs (10200-BO-PR-50000)	(\$1,347,729)
			Golf Programs (10200-BO-PR-60000)	(\$1,152,000)
			Leadership and Administration (10200-BO-PR-20000)	(\$156,120)
		Seattle Park District Fund (19710)	Leadership and Administration (19710-BO-PR-20000)	\$156,120
			Cost Center Maintenance and Repairs (19710-BO-PR-10000)	\$2,381,148
			Departmentwide Programs (19710-BO-PR-30000)	\$245,471
			Recreation Facility Programs (19710-BO-PR-50000)	\$1,347,729
			Golf Programs (19710-BO-PR-60000)	\$1,152,000
5.5	Seattle Police Department	General Fund (00100)	Chief of Police (00100-BO-SP-P1000)	(\$2,463,907)

			Criminal Investigations (00100-BO-SP-P7000)	\$600,000
			Leadership and Administration (00100-BO-SP-P1600)	\$900,000
			Special Operations (00100-BO-SP-P3400)	\$963,907
5.6	Seattle Department of Transportation	Transportation Fund (13000)	Mobility Operations (13000-BO-TR-17003)	(\$1,702,500)
5.7	Department of Finance and Administrative Services	Finance and Administrative Services Fund (50300)	Facilities Services (50300-BO-FA-FACILITY)	\$1,100,146
			Leadership and Administration (50300-BO-FA-BUDCENTR)	(\$1,100,146)
5.8	Seattle Police Department	General Fund (00100)	Leadership and Administration (00100-BO-SP-P1600)	(\$500,000)
	Department of Neighborhoods	General Fund (00100)	Community Building (00100-BO-DN-I3300)	\$500,000
Net Change				(\$2,571,500)

Section 6. Appropriations in the 2020 Adopted Budget and project allocations in the 2020-2025 Adopted Capital Improvement Program are reduced as follows:

Item	Department	Fund	Budget Summary Level/BCL Code	BCL Appropriation Change	CIP Project Name	Allocation (in \$000's)
6.1	Seattle Department of Transportation	Transportation Fund (13000)	Major Maintenance/Replacement (13000-BC-TR-19001)	(\$239,736)	Signal Major Maintenance (MC-TR-C026)	(((\$1,107)) <u>\$867</u>
6.2	Seattle Department of Transportation	Move Seattle Levy Fund (10398)	Mobility-Capital (10398-BC-TR-19003)	(\$500,000)	23rd Avenue Corridor Improvements (MC-TR-C037)	(((\$2,459)) <u>\$1,960</u>

		Transportation Fund (13000)	Mobility-Capital (13000-BC-TR-19003)	(\$500,000)	Heavy Haul Network Program - East Marginal Way (MC-TR-C090)	(((\$9,873)) <u>\$9,374</u>
6.3	Seattle Department of Transportation	Transportation Fund (13000)	Mobility-Capital (13000-BC-TR-19003)	(\$777,000)	Thomas Street Redesigned (MC-TR-C105)	(((\$777)) <u>\$0</u>
				(\$396,000)	Market to MOHAI (MC-TR-C095)	(((\$396)) <u>\$0</u>
6.4	Seattle Information Technology Department	Information Technology Fund (50410)	Capital Improvement Projects (50410-BC-IT-C0700)	(\$498,789)	Data Analytics Platform - Seattle Police Department (MC-IT-C9502)	(((\$499)) <u>\$0</u>
6.5	Seattle Information Technology Department	Information Technology Fund (50410)	Capital Improvement Projects (50410-BC-IT-C0700)	(\$820,946)	Data and Telephone Infrastructure (MC-IT-C3500)	(((\$18,970)) <u>\$18,149</u>
6.6	Seattle Information Technology Department	Information Technology Fund (50410)	Capital Improvement Projects (50410-BC-IT-C0700)	(\$18,631)	Criminal Justice Information System Projects (MC-IT-C6304)	(((\$13,905)) <u>\$13,886</u>
6.7	Seattle Information Technology Department	Information Technology Fund (50410)	Capital Improvement Projects (50410-BC-IT-C0700)	(\$1,390,588)	Applications Development - DPR (MC-IT-C6302)	(((\$1,831)) <u>\$440</u>
6.8	Seattle Information Technology Department	Information Technology Fund (50410)	Capital Improvement Projects (50410-BC-IT-C0700)	(\$1,463,304)	SPD Body Worn Video (MC-IT-C9300)	(((\$1,463)) <u>\$0</u>

6.9	Seattle Information Technology Department	Information Technology Fund (50410)	Capital Improvement Projects (50410-BC-IT-C0700)	(\$860,151)	Applications Development - Public Safety (MC-IT-C6307)	(((\$5,818)) <u>\$4,958</u>)
6.10	Seattle Information Technology Department	Information Technology Fund (50410)	Capital Improvement Projects (50410-BC-IT-C0700)	(\$766,667)	Applications Development - SDOT (MC-IT-C6306)	(((\$3,447)) <u>\$2,680</u>)
6.11	Seattle Information Technology Department	Information Technology Fund (50410)	Capital Improvement Projects (50410-BC-IT-C0700)	(\$3,547,865)	Fiber-Optic Communication Installation and Maintenance (MC-IT-C3600)	(((\$8,561)) <u>\$5,013</u>)
6.12	Seattle Information Technology Department	Information Technology Fund (50410)	Capital Improvement Projects (50410-BC-IT-C0700)	(\$1,522,178)	SRI Side Systems (MC-IT-C6308)	(((\$1,522)) <u>\$0</u>)
6.13	Seattle Information Technology Department	Information Technology Fund (50410)	Capital Improvement Projects (50410-BC-IT-C0700)	(\$222,977)	Seattle Channel Maintenance and Upgrade (MC-IT-C4400)	(((\$551)) <u>\$328</u>)
6.14	Seattle Information Technology Department	Information Technology Fund (50410)	Capital Improvement Projects (50410-BC-IT-C0700)	(\$165,687)	Technology Management Tools (MC-IT-C9500)	(((\$166)) <u>\$0</u>)
6.15	Seattle Information Technology Department	Information Technology Fund (50410)	Capital Improvement Projects (50410-BC-IT-C0700)	(\$357,422)	Next Generation Data Center (MC-IT-C9503)	(((\$357)) <u>\$0</u>)
6.16	Seattle Parks and Recreation	Seattle Park District Fund (19710)	Fix It First (19710-BC-PR-40000)	(\$401,926)	Aquarium Major Maintenance (MC-PR-41004)	(((\$2,121)) <u>\$1,719</u>)

6.17	Seattle Parks and Recreation	Seattle Park District Fund (19710)	Fix It First (19710-BC-PR-40000)	(\$1,482,468)	Major Maintenance Backlog and Asset Management (MC-PR-41001)	((\$36,253)) <u>\$34,771</u>
				(\$1,000,000)	Queen Anne Turf Field Replacement (MC-PR-41072)	((\$1,000)) <u>\$0</u>
		Seattle Park District Fund (19710)	Building For The Future (19710-BC-PR-20000)	(\$2,800,000)	Smith Cove Park Development (MC-PR-21005)	((\$5,442)) <u>\$2,642</u>
Total				(\$19,732,337)		

Section 7. To pay for necessary capital costs and expenses incurred or to be incurred, but for which insufficient appropriations were made due to causes that could not reasonably have been foreseen at the time the 2020 Budget was adopted, appropriations in the 2020 Adopted Budget and project allocations in the 2020-2025 Adopted Capital Improvement Program are increased as follows:

Item	Department	Fund	Budget Summary Level/BCL Code	Additional Budget Appropriation	CIP Project Name	Allocation (in \$000's)
7.1	Department of Finance and Administrative Services	REET I Capital Fund (30010)	Asset Preservation - Schedule 1 Facilities (30010-BC-FA-APSCH1FAC)	\$340,000	Asset Preservation - Schedule 1 Facilities (MC-FA-APSCH1FAC)	((\$3,604)) <u>\$3,941</u>

			Asset Preservation - Schedule 2 Facilities (30010-BC-FA-APSCH2FAC)	\$340,000	Asset Preservation - Schedule 2 Facilities (MC-FA-APSCH2FAC)	(((\$4,291)) <u>\$4,631</u>
7.2	Seattle Department of Transportation	Transportation Fund (13000)	Mobility-Capital (13000-BC-TR-19003)	\$363,500	Transit Corridor Improvements (MC-TR-C029)	(((\$7,035)) <u>\$7,399</u>
7.3	Seattle Department of Transportation	General Fund (00100)	Mobility-Capital (00100-BC-TR-19003)	\$350,000	Neighborhood Traffic Control Program (MC-TR-C019)	(((\$0)) <u>\$350</u>
7.4	Seattle Public Library	2019 Library Levy Fund (18200)	Capital Improvements (18200-BC-PL-B3000)	\$511,000	Library Major Maintenance (MC-PL-B3011)	(((\$4,190)) <u>\$4,701</u>
Net Change				\$1,904,500		

Allocation modifications for the Seattle Department of Transportation in this section shall operate for the purposes of increasing or decreasing the base for the limit imposed by subsection 4(c) of Ordinance 126000.

Section 8. Appropriations in the 2020 Adopted Budget and project allocations in the 2020-2025 Adopted

Capital Improvement Program, which are backed by revenues, are modified as follows:

Item	Department	Fund	Budget Summary Level/ BCL Code	BCL Appropriation Change	CIP Project Name	Allocation (in \$000's)
8.1	Seattle Center	Unrestricted Cumulative Reserve Fund (00164)	Monorail Rehabilitation (00164-BC-SC-S9403)	\$169,421	Monorail Improvements (MC-SC-S9403)	(((\$2,806)) <u>2,976</u>
8.2	Seattle Department of Transportation	Transportation Fund (13000)	Mobility-Capital (13000-BC-TR-19003)	\$5,100,000	Delridge Way SW - RapidRide H Line (MC-TR-C042)	(((\$10,535)) <u>15,635</u>
Total				\$5,269,421		

Section 9. Appropriations in the 2020 Adopted Budget and project allocations in the 2020-2025 Adopted Capital Improvement Program are modified as follows:

Item	Department	Fund	Budget Summary Level/ BCL Code	Additional Budget Appropriation	CIP Project Name	Allocation (in \$000's)
9.1	Department of Finance and Administrative Services	REET I Capital Fund (30010)	Public Safety Facilities Fire (30010-BC-FA-PSFACFIRE)	(\$327,896)	Fire Station 5 (MC-FA-FS5)	(((\$1,037)) <u>\$709</u>
	Seattle Department of Transportation	REET I Capital Fund (30010)	Mobility-Capital (30010-BC-TR-19003)	\$327,896	King Street Station Tenant Improvements (MC-TR-C049)	(((-\$324)) <u>\$4</u>
9.2	Department of Finance and Administrative Services	REET I Capital Fund (30010)	Public Safety Facilities Fire (30010-BC-FA-PSFACFIRE)	(\$415,000)	Fire Station 5 (MC-FA-FS5)	(((\$1,037)) <u>\$622</u>
			Asset Preservation - Schedule 2 Facilities (30010-BC-FA-APSCH2FAC)	\$415,000	Asset Preservation - Schedule 2 Facilities (MC-FA-APSCH2FAC)	(((\$4,291)) <u>\$4,706</u>
9.3	Seattle Department of Transportation	Transportation Fund (13000)	Major Maintenance/Replacement (13000-BC-TR-19001)	(\$2,000,000)	Bridge Rehabilitation and Replacement (MC-TR-C045)	(((\$15,833)) <u>\$13,833</u>
				\$3,702,500	West Seattle Bridge Immediate Response (MC-TR-C110)	(((\$0)) <u>\$3,703</u>
9.4	Seattle Department of Transportation	Transportation Fund (13000)	Mobility-Capital (13000-BC-TR-19003)	(\$1,100,000)	Bike Master Plan - Greenways (MC-TR-C063)	(((\$1,807)) <u>\$707</u>
				\$1,100,000	Thomas Street Redesigned (MC-TR-C105)	(((\$0)) <u>\$1,100</u>

9.5	Seattle Department of Transportation	Transportation Fund (13000)	Mobility-Capital (13000-BC-TR-19003)	\$990,000	Thomas Street Redesigned (MC-TR-C105)	(((\$0)) <u>\$990</u>)
				(\$990,000)	North of Downtown Mobility Action Plan (MC-TR-C101)	(((\$7,544)) <u>\$6,554</u>)
9.6	Seattle Department of Transportation	2020 LTGO Taxable Bond Fund (36710)	Central Waterfront (36710-BC-TR-16000)	(\$1,725,000)	Overlook Walk and East-West Connections Project (MC-TR-C073)	(((\$1,725)) <u>\$0</u>)
		2020 Multipurpose LTGO Bond Fund (36700)	Central Waterfront (36700-BC-TR-16000)	\$1,725,000	Overlook Walk and East-West Connections Project (MC-TR-C073)	(((\$0)) <u>\$1,725</u>)
9.7	Seattle Department of Transportation	REET II Capital Fund (30020)	Mobility-Capital (30020-BC-TR-19003)	\$2,451,566	Pedestrian Master Plan - New Sidewalks (MC-TR-C058)	(((\$847)) <u>\$3,299</u>)
				\$396,000	Fortson Square Redesign Implementation (MC-TR-C104)	(((\$0)) <u>\$396</u>)
		Transportation Fund (13000)	Mobility-Capital (13000-BC-TR-19003)	(\$2,451,566)	Pedestrian Master Plan - New Sidewalks (MC-TR-C058)	(((\$8,007)) <u>\$5,556</u>)
				(\$396,000)	Fortson Square Redesign Implementation (MC-TR-C104)	(((\$396)) <u>\$0</u>)
9.8	Seattle Information Technology Department	Information Technology Fund (50410)	Capital Improvement Projects (50410-BC-IT-C0700)	\$947,108	Applications Development - Public Safety (MC-IT-C6307)	(((\$5,818)) <u>\$6,765</u>)
				(\$947,108)	Public Safety Tech Equipment (MC-IT-C9301)	(((\$6,935)) <u>\$5,988</u>)

9.9	Seattle Parks and Recreation	Park and Recreation Fund (10200)	Fix It First (10200-BC-PR-40000)	\$2,124,263	Woodland Park Zoo Night Exhibit Renovation (MC-PR-41046)	(((\$12,705)) <u>\$14,829</u>)
		Unrestricted Cumulative Reserve Fund (00164)	Fix It First (00164-BC-PR-40000)	(\$2,124,263)	Woodland Park Zoo Night Exhibit Renovation (MC-PR-41046)	(((\$2,253)) <u>\$128</u>)
9.10	Seattle Parks and Recreation	General Fund (00100)	Fix It First (00100-BC-PR-40000)	(\$250,000)	Beach Restoration Program (MC-PR-41006)	(((\$250)) <u>\$0</u>)
		Beach Maintenance Fund (70200)	Fix It First (70200-BC-PR-40000)	\$250,000	Beach Restoration Program (MC-PR-41006)	(((\$93)) <u>\$343</u>)
9.11	Seattle Parks and Recreation	Park and Recreation Fund (10200)	2008 Parks Levy (10200-BC-PR-10000)	(\$154,000)	Gas Works Park Play Area Renovation (MC-PR-16002)	(((\$154)) <u>\$0</u>)
			Debt and Special Funding (10200-BC-PR-30000)	\$154,000	Gas Works Park - Remediation (MC-PR-31007)	(((\$3)) <u>\$157</u>)
9.12	Seattle Parks and Recreation	REET II Capital Fund (30020)	Fix It First (30020-BC-PR-40000)	\$1,000,000	Major Maintenance Backlog and Asset Management (MC-PR-41001)	(((\$9,524)) <u>\$10,524</u>)
				(\$1,000,000)	Queen Anne Turf Field Replacement (MC-PR-41072)	(((\$3,000)) <u>\$2,000</u>)
		Seattle Park District Fund (19710)	Fix It First (19710-BC-PR-40000)	(\$1,000,000)	Major Maintenance Backlog and Asset Management (MC-PR-41001)	(((\$36,253)) <u>\$35,253</u>)

				\$1,000,000	Queen Anne Turf Field Replacement (MC-PR-41072)	(((\$0)) <u>\$1,000</u>
Net Change				\$1,702,500		

Allocation modifications for the Seattle Department of Transportation in this section shall operate for the purposes of increasing or decreasing the base for the limit imposed by subsection 4(c) of Ordinance 126000.

Section 10. The following new positions are created in the following departments:

Item	Department	Position Title	Position Status	Number
10.1	Seattle Municipal Court	Info Technol Prof A, Exempt (@ 09457 - 155)	Full-time	1.0
		StratAdvsr2, Exempt-BU (@ 09637 - 092)	Full-time	1.0
		StratAdvsr2, Exempt-BU (@ 09637 - 092)	Full-time	1.0
		StratAdvsr2, Exempt-BU (@ 09637 - 092)	Full-time	1.0
Total				4.0

Section 11. The following positions are transferred from Seattle Information Technology Department to Seattle

Public Utilities:

Item	Department	Position Title	Position #	Number
11.1	Seattle Information Technology Department	Info Technol Prof A, Exempt (@ 09457 - 155)	10002632	(1.0)
	Seattle Public Utilities	Info Technol Prof A, Exempt (@ 09457 - 155)	10002632	1.0
	Seattle Information Technology Department	Info Technol Prof C-BU (@ 09466 - 158)	10004191	(1.0)
	Seattle Public Utilities	Info Technol Prof C-BU (@ 09466 - 158)	10004191	1.0
	Seattle Information Technology Department	Info Technol Prof B-BU (@ 09467 - 158)	10005533	(1.0)
	Seattle Public Utilities	Info Technol Prof B-BU (@ 09467 - 158)	10005533	1.0
	Seattle Information Technology Department	Info Technol Prof B-BU (@ 09467 - 158)	10005808	(1.0)
	Seattle Public Utilities	Info Technol Prof B-BU (@ 09467 - 158)	10005808	1.0
	Seattle Information Technology Department	Info Technol Prof B-BU (@ 09467 - 158)	11683	(1.0)

	Seattle Public Utilities	Info Technol Prof B-BU (@ 09467 - 158)	11683	1.0
	Seattle Information Technology Department	Info Technol Prof B-BU (@ 09467 - 158)	20784	(1.0)
	Seattle Public Utilities	Info Technol Prof B-BU (@ 09467 - 158)	20784	1.0
	Seattle Information Technology Department	Info Technol Prof A, Exempt (@ 09457 - 155)	23355	(1.0)
	Seattle Public Utilities	Info Technol Prof A, Exempt (@ 09457 - 155)	23355	1.0
Total				0

Section 12. Any act consistent with the authority of this ordinance taken after its passage and prior to its effective date is ratified and confirmed.

Section 13. This ordinance shall take effect and be in force 30 days after its approval by the Mayor, but if not approved and returned by the Mayor within ten days after presentation, it shall take effect as provided by Seattle Municipal Code Section 1.04.020.

Passed by a 3/4 vote of all the members of the City Council the _____ day of _____, 2020, and signed by me in open session in authentication of its passage this _____ day of _____, 2020.

President _____ of the City Council

Approved by me this _____ day of _____, 2020.

Jenny A. Durkan, Mayor

Filed by me this _____ day of _____, 2020.

Monica Martinez Simmons, City Clerk

(Seal)

SUMMARY and FISCAL NOTE*

Department:	Dept. Contact/Phone:	CBO Contact/Phone:
City Budget Office	Caleb Wagenaar (3-9228)	Ben Noble (4-8160)

** Note that the Summary and Fiscal Note describes the version of the bill or resolution as introduced; final legislation including amendments may not be fully described.*

1. BILL SUMMARY

Legislation Title: AN ORDINANCE amending Ordinance 126000, which adopted the 2020 Budget, including the 2020-2025 Capital Improvement Program (CIP); changing appropriations to various departments and budget control levels, and from various funds in the Budget; adding new CIP projects and revising project allocations for certain projects in the 2020-2025 CIP; abrogating positions; modifying positions; and ratifying and confirming certain prior acts; all by a 3/4 vote of the City Council.

Summary and background of the Legislation: This Council Bill proposes several adjustments to the 2020 Adopted Budget.

The City Budget Office compiles departmental requests for spending adjustments to the Adopted Budget into a quarterly Supplemental Ordinance for review and approval by the City Council. These quarterly bills accomplish the following:

- Adjusts appropriation authority to Budget Control Levels approved in the Adopted Budget or subsequent legislation;
- Appropriates funding backed by new revenue sources, such as grants and private donations;
- Adjusts the Adopted Capital Improvement Program;
- Makes changes to departments position authority; and
- Adjusts for unanticipated actual and projected revenues.

2. CAPITAL IMPROVEMENT PROGRAM

Does this legislation create, fund, or amend a CIP Project? X Yes No

Note: Please see Attachment A to this document.

3. SUMMARY OF FINANCIAL IMPLICATIONS

Does this legislation amend the Adopted Budget? X Yes No

Appropriation change (\$):	General Fund \$		Other \$	
	Operating 2020	Capital 2020	Operating 2020	Capital 2020
	\$193,734	\$100,000	\$12,876,407	(\$10,955,914)

Estimated revenue change (\$):	Revenue to General Fund		Revenue to Other Funds	
	Operating 2020	Capital 2020	Operating 2020	Capital 2020
	\$0	\$0	\$0	\$0
Positions affected:	No. of Positions		Total FTE Change	
	2020	2021	2020	2021
	4.0		4.0	

Does the legislation have other financial impacts to the City of Seattle that are not reflected in the above, including direct or indirect, short-term or long-term costs?

Yes, some items in this ordinance represent costs increases to departments in order for them to accomplish the desired objectives as stated in Attachment A to this document.

Is there financial cost or other impacts of *not* implementing the legislation?

The same objectives could not be achieved without this legislation.

3.d. Appropriations

X This legislation adds, changes, or deletes appropriations.

See Attachment A to this document

3.e. Revenues/Reimbursements

 This legislation adds, changes, or deletes revenues or reimbursements.

A companion bill accepts the new revenues appropriated by this bill.

3.f. Positions

X This legislation adds, changes, or deletes positions.

See Attachment A to this document

4. OTHER IMPLICATIONS

a. Does this legislation affect any departments besides the originating department?

Yes, this legislation impacts a number of departments' 2020 budgets. The budget appropriation contained in this legislation allow departments to continue programs that for various reasons planned spending was not completed during the calendar year.

b. Is a public hearing required for this legislation?

No

- c. **Does this legislation require landlords or sellers of real property to provide information regarding the property to a buyer or tenant?**
No
- d. **Is publication of notice with *The Daily Journal of Commerce* and/or *The Seattle Times* required for this legislation?**
No
- e. **Does this legislation affect a piece of property?**
No
- f. **Please describe any perceived implication for the principles of the Race and Social Justice Initiative. Does this legislation impact vulnerable or historically disadvantaged communities?**
Please see Attachment A to this document for any RSJI implications.
- g. **If this legislation includes a new initiative or a major programmatic expansion: What are the specific long-term and measurable goal(s) of the program? How will this legislation help achieve the program's desired goal(s)?**
Please see Attachment A to this document.

List attachments/exhibits below:

Summary Attachment A – 2020 Third Quarter Supplemental Ordinance Summary Detail Table

2020 Third Quarter Supplemental Ordinance Summary Detail Table

Item #	Title	Description	Amount/FTE
<i>Section 1 – Appropriation Decreases – Operating Budgets</i>			
1.1	Abandon Incorrect Appropriation for City’s LID Assessment Payments (Department of Finance and Administrative Services)	This amendment decreases the appropriation to the Central Waterfront Improvement Program Financial Support BSL in the Central Waterfront Fund (35900) by \$2.1 million. This amendment corrects an error adopted during the 2020 budget process, when this appropriation was incorrectly added to the Central Waterfront Fund for the City’s portion of the Waterfront LID Assessment Payments. This change removes this appropriation and corresponding amendments in FAS and Finance General adds the appropriation in the correct fund.	(\$2,100,000)
1.2	Reduce High Barrier Reserve (Finance General)	This item decreases appropriations in the Finance General department Reserve Budget Summary Level (00100-BO-FG-2QD00) by \$762,500. Appropriations were added during the 2020 Budget for High Barrier Workgroup projects, including \$400,000 for operating costs associated with the West Wing of the King County Jail, \$212,000 for a rapid reentry pilot and \$149,500 for a case conferencing pilot. The facility will not be completed this year and operating costs are not expected to be incurred until mid-2021. The reentry and case conferencing pilots were not initiated given dynamic and evolving criminal justice events and issues.	(\$762,500)
1.3	Remove Seattle Storm Relocation Reserve (Finance General)	This item reduces appropriations in the Reserves Budget Summary Level of Finance General (00100-BO-FG-2QD00) by \$700,000. The 2020 Adopted Budget included \$2.6 million in Finance General to compensate the Seattle Storm for their relocation while construction on the Arena at Seattle Center is being completed. In 2020, only \$1.9 million of this total is needed.	(\$700,000)
1.4	Abandon Appropriations from Mercer Megablock Reserve (Finance General)	This item reduces appropriations by \$30 million in the Reserves Budget Summary Level of Finance General (00100-BO-FG-2QD00). These flexible resources are needed to sustain critical City services in the 2020 Revised Budget and 2021 Proposed Budget.	(\$30,000,000)

Item #	Title	Description	Amount/FTE
1.5	Reduce Finance General Federal Coronavirus Relief Fund Appropriation (Finance General)	This reduces appropriations from the Finance General Appropriations to Special Funds Budget Summary Level (00100-BO-FG-2QA00). These are Federal Coronavirus Relief Funds which were appropriated to Finance General temporarily in Council Bill 119824. These funds will be used to support identified departmental activities, subject to Federal requirements prior to funding expiration at the end of 2020. This is necessary to facilitate compliance with COVID-19-related public health measures.	(\$690,751)
1.6	Emergent Mobility Initiatives: Transfer General Fund to Neighborhood Traffic Control (Seattle Department of Transportation)	This item decreases appropriation authority in the amount of \$350,000 from the Mobility Operations BSL (with offsetting increase to the Mobility Capital BSL). This is necessary as the Council Budget Action appropriating these funds (SDOT 23-B-1) was coded to the incorrect project. This change is a technical fix to restore funding to the correct project. The funding, which comes from Transportation Network Company (TNC) tax revenues in the General Fund, is for the Home Zone Pilot program. This is the Operating side of the transfer. The other side of this action is an appropriation increase in the Mobility Capital BSL and the Neighborhood Traffic Control Program capital project (MC-TR-C019). The Change Request for the Capital side is SDOT-CT23.	(\$350,000)
1.7	2020 Park Fund Savings – Rd 2 (Seattle Parks and Recreation)	This item decreases appropriation authority by \$3,308,532 in Seattle Parks and Recreation's operating fund (10200) in the following BSL's: (\$1,440,000) in Recreation Facility Programs (BO-PR-50000); (\$912,454) in Golf Programs (BO-PR-60000); (\$853,553) in Leadership and Administration (BO-PR-20000); (\$78,625) in Departmentwide Programs (BO-PR-30000); and (\$41,900) in Parks and Open Space (BO-PR-40000). Seattle Parks and Recreation is estimating a \$19.2 million revenue loss due to COVID-19 in the department's operating fund (10200). As such, this item reduces expenditures in SPR lines of business most impacted by closures and includes recognition of vacancy savings from a citywide hiring freeze, temporary labor savings, and other non-labor savings to partially address the revenue shortfall.	(\$3,308,532)

Item #	Title	Description	Amount/FTE
1.8	Abandon 2017-2018 and 2018-2019 Grant Appropriations (Law Department)	This item decreases appropriation authority by \$97,032 in the Criminal BCL. This authority is unused authority related to two years of Washington State Traffic Safety grants. \$15,532 of authority is excess appropriation because the employee working on this program was not enrolled in the pension program during the grant period so it could not be billed to the state. The remainder is related to a PeopleSoft calculation error that resulted in the carryforward of authority that was no longer available. None of this authority is backed by revenue.	(\$97,032)
Section 2 – Appropriation Increases – Operating Budgets			
2.1	Appropriate City's LID Assessment Payments (Finance and Administrative Services)	This amendment increases the appropriation from the Cumulative Reserve Subfund – Unrestricted (00164) to the Central Waterfront Improvement Program Financial Support BSL by \$1,787,841 (00164-BO-FA-WATERFRNT). This amendment correctly appropriates the funds needed to pay the City's portion of the Waterfront LID Assessments.	\$1,787,841
2.2	Space to Host Community Based Organizations (Department of Neighborhoods)	This item increases appropriation authority by \$120,000 in the Community Building BSL. Seattle King County Black Lives Matter in coordination with the City of Seattle and Seattle King County Public Health will lease a space for the following phased purposes. 1.Direct services as outlined in their proposal 2.Service coordination location 3.Potential night shelter/day resource and hygiene center.	\$120,000
2.3	Transfer CRS-U to Parks Fund (Finance General)	This item increases Cumulative Reserve Subfund appropriations in the Appropriations to Special Fund Budget Summary Level (00164-BO-FG-2QA00) by \$2,124,263. These funds will be transferred to the Parks and Recreation Fund in support of the Woodland Park Zoo Night Exhibit Renovation CIP project. This item is a technical transfer funding swap; the cost of the project remains the same. The corresponding third quarter supplemental 2020 budget change is in Seattle Parks and Recreation Capital program.	\$2,124,263

Item #	Title	Description	Amount/FTE
2.4	Correcting Appropriation from CBA FAS 6-1-A – Reducing City LID Assessment Payments (Finance General)	<p>This item increases Cumulative Reserve Subfund appropriations in the Appropriations to Special Fund Budget Summary Level (00164-BO-FG-2QA00) by \$312,159 and transfers resources to the General Fund.</p> <p>This is a technical adjustment to Council Budget Action FAS 6-B-1 which incorrectly appropriated and amended the City’s portion of the Waterfront LID Assessment payment.</p>	\$312,159
2.5	Flu Vaccine Funding (Human Services Department)	<p>This item increases appropriation authority by \$150,000 in the Promoting Public Health BSL. These federal Coronavirus Relief Funds will be used to support King County Public Health with a Flu Vaccination effort to ensure local hospitals have adequate capacity to treat COVID-19 patients. These funds must be used before the end of 2020 and are for restricted purposes. The appropriations are being reduced from Finance General and transferred to various other departments in the third quarter supplemental. This expense is necessary to facilitate compliance with COVID-19-related public health measures.</p>	\$150,000
2.6	Reentry Workgroup Strategies (Human Services Department)	<p>This item increases appropriation authority by \$250,000 to the Preparing Youth for Success BSL in the Human Services Department for the Reentry Workgroup Strategies project. This funding was transferred to HSD from OCR in 2019. It was not spent in 2019, and is needed in 2020 to implement the project. Following the recommendations of the City’s Reentry Workgroup, this funding will be used for a pilot program to resettle Indigenous people to their communities after incarceration.</p>	\$250,000
2.7	O&M Subsidy Authority for New Projects (Executive (Office of Housing))	<p>This item increases authority in the Multifamily Housing BSL by \$715,000 to allow OH to make O&M subsidy payments to new housing projects that have come online in 2020.</p>	\$715,000

Item #	Title	Description	Amount/FTE
2.8	Authority for Home & Hope Contract Fund Swap (Executive (Office of Housing))	This item increases authority by \$200,000 in the Leadership & Administration BSL to allow for OH administrative fund balance to cover the carryforward portion of the Enterprise Home & Hope contract, rather than the originally intended General Fund.	\$200,000
2.9	CRF Building Reopening (Seattle Center)	This item adds \$75,000 General Fund appropriation to the Campus BSL to support changes required to ensure safe operations at the Seattle Center campus. These funds must be used before the end of 2020 and are for restricted purposes. The appropriations are being reduced from Finance General and transferred to various other departments in the third quarter supplemental. This expense is necessary to facilitate compliance with COVID-19-related public health measures.	\$75,000
2.10	Correction to 2020 Reduction – Slurry Sealing (Seattle Department of Transportation)	This item corrects an error in SDOT 2020 Reduction 119, where \$800,000 of appropriation was reduced from the Transportation Fund (13000). Sufficient budget is not available to support this reduction. This item restores the appropriation and an offsetting reduction will be managed administratively.	\$800,000
2.11	West Seattle Bridge Closure Response Funding (Seattle Fire Department)	This item increases appropriation authority by \$543,288 in the Operations BSL. The funds will be used to support the resource enhancements added in the West Seattle community to provide fire, medical, and other services. The resources have been added to mitigate the impacts of the West Seattle Bridge closure. The City is repurposing funds from the Seattle IT Payroll Integration project.	\$543,288
2.12	2019 ITD True Up (Seattle Information Technology Department)	This item increases appropriation authority by \$3,720,252 in the Leadership & Administration BSL. Seattle IT has performed a rate reconciliation of the 2019 budgeted shared services operating costs comparing revenues collected to actual expenditures. Seattle IT will rebate the amount that remains unspent from the 2019 revenue collection. This item provides Seattle IT with the needed legal appropriation to refund savings to departments from the 2019 rate reconciliation.	\$3,720,252

Item #	Title	Description	Amount/FTE
2.13	Transfer General Fund to Finance General(Seattle Information Technology Department)	This item increases appropriation authority by \$4,075,557 in the Leadership & Administration BSL. It adds one-time appropriation authority to BO-IT-D0100 Leadership and Administration for Seattle IT to transfer \$4,075,557 to Finance General. This total is the entire amount of General Fund being transferred due to CIP abandonment in the Third Quarter Supplemental.	\$4,075,557
2.14	Park District Revenue Reconciliation (Seattle Parks and Recreation)	This item increases appropriation authority by \$779,602 within the Seattle Park District Fund (19710) to transfer cash to the Park and Recreation Fund (10200) within the Leadership and Administration BSL (BO-PR-20000). In 2017 a final revenue transfer from the Park District Fund to the now closed Parks Capital Fund (33140) was inadvertently missed by the Citywide Accounting team, thereby creating a negative fund balance in the Parks Capital Fund. In 2018, as part of the conversion to Summit 9.2, the Parks Capital Fund was consolidated into the Park Fund, creating a fund balance liability in the Park and Recreation Fund. This fund transfer is necessary to correct the fund balance in the Park and Recreation Fund (10200) by transferring revenue from the Seattle Park District Fund (19710).	\$779,602
2.15	CRF Reopening Costs (Seattle Parks and Recreation)	This item increases appropriation authority by \$300,000 in the General Fund (00100). These are Federal Coronavirus Relief Funds which were appropriated to Finance General temporarily in Council Bill 119824. These funds must be used before the end of 2020 and are for restricted purposes. The appropriations are being reduced from Finance General and transferred to various other departments in the third quarter supplemental. This expense is necessary to facilitate compliance with COVID-19-related public health measures.	\$300,000

Item #	Title	Description	Amount/FTE
2.16	Industrial Insurance Pension Payout (Seattle Department of Human Resources)	This item increases appropriation authority by \$1,356,553 in the Industrial Insurance Services BSL (Fund 10110). These funds will be transferred to the General Fund (Fund 00100) and combined with an existing Finance General reserve amount of \$350,000 to pay two workers' compensation pension payouts as received from the Washington State Department of Labor & Industries. Pension claim payouts are infrequent and often large, so are not budgeted on an annual basis in departmental budgets. Rather, reserves are kept in Finance General and the Industrial Insurance (Workers Compensation) Fund and are appropriated via supplemental as necessary.	\$1,356,553
2.17	Federal CRF Bill – Rethink Benefits (Seattle Department of Human Resources)	This item increases appropriation authority by \$105,751 to the BO-HR-N6000 HR Services BSL. This expense is necessary to facilitate compliance with COVID-19-related public health measures to allow the Seattle Department of Human Resources to contract with Rethink Services in 2020 and provide City employees with access to family support services for tele-work and remote learning during the COVID-19 pandemic. These funds must be used before the end of 2020 and are for restricted purposes. The appropriations are being reduced from Finance General and transferred to various other departments in the third quarter supplemental.	\$105,751
2.18	Federal Coronavirus Relief Fund Staff Support for CBO (Executive (City Budget Office))	This item increases appropriations in the City Budget Office Budget Summary Level (00100-BO-CB-CZ000) to fund temporary staff support using the Federal Coronavirus Relief funding. These funds must be used before the end of 2020 and are for restricted purposes. The appropriations are being reduced from Finance General and transferred to various other departments in the third quarter supplemental. This expense is necessary to facilitate compliance with COVID-19-related public health measures.	\$60,000
2.19	Sweetened Beverage Tax 2019 Balance Transfer	This item increases appropriations in the Finance General department Reserve Budget Summary Level (00100-BO-FG-2QD00) by \$13,660,398 to allow for the transfer of Sweetened Beverage Tax from the General Fund to the Sweetened Beverage Tax Fund (00155). This cash transfer was authorized in this amount in Ordinance 126063, but appropriation authority is also needed to execute the transfer.	\$13,660,398

Item #	Title	Description	Amount/FTE
Section 3 – Appropriation Increases – Operating Budgets – Revenue Backed			
3.1	DON BLM Building Lease Additional Appropriation Request (Department of Finance and Administrative Services)	This request increases appropriation authority in FAS Facility Services (BO-FA-FACILITY) by \$120,000 for new schedule 3 building lease executed by Department of Neighborhoods for a Black Lives Matter facility. Seattle King County Black Lives Matter in coordination with the City of Seattle and Seattle King County Public Health will lease a space for the following phased purposes. 1.Direct services as outlined in their proposal 2.Service coordination location 3.Potential night shelter/day resource and hygiene center. This lease will continue into 2021.	\$120,000
3.2	FAS Coronavirus Relief Fund (CRF) Allocation (Department of Finance and Administrative Services)	This item increases appropriation by \$4,300,000 in the Facilities Services (BO-FA-FACILITY) BSL in the Department of Finance and Administration. This increase is necessary to facilitate compliance with COVID-19-related public health measures, including personal protective equipment (PPE), protective screens and other supplies related to the City's response to the COVID-19 crisis and safe operating plans. Funding for this is provided by Coronavirus Relief Funds currently held in the General Fund, which will be transferred to the Finance and Administrative Services Fund.	\$4,300,000
3.3	Increase Workers Compensation Appropriations (Finance General)	This item increases appropriations in the Reserve Budget Summary Level of Finance General (00100-BO-FG-2QD00) by \$1,356,553. The appropriations are backed by funds being transferred into the General Fund from the Industrial Insurance Fund (10110). Combined with the existing Finance General budget of \$350,000, these funds are used for two workers' compensation pension payouts as received from the Washington State Department of Labor & Industries. Pension claim payouts are infrequent and often large, so are not budgeted on an annual basis in departmental budgets. Rather, reserves are kept in Finance General and the Industrial Insurance (Workers Compensation) Fund and are appropriated via supplemental as necessary. The appropriation out of the Industrial Insurance Fund for the transfer can be found in Supplemental item 2.16.	\$1,356,553

Item #	Title	Description	Amount/FTE
3.4	Puget Sound Emergency Radio Network Support Add (Seattle Information Technology Department)	This item increases appropriation authority by \$400,000 in the Technology Infrastructure BSL. This request is necessary to provide ongoing Seattle IT support to the Puget Sound Emergency Radio Network (PSERN) project. Without this supplemental, the Seattle IT will not have the appropriation authority to pursue this effort through the end of 2020. This item does not request City revenues as Seattle IT's PSERN-related costs are directly billed to King County.	\$400,000
3.5	Additional CRF for Computers for Teleworkers (Seattle Information Technology Department)	This item increases appropriation authority by \$3,925,819 in the Leadership & Administration BSL. This request is necessary to purchase and deploy devices for telework needs. Finance General will transfer \$2,512,734 to Seattle IT to fund a portion of the device deployment. This expense is necessary to facilitate compliance with COVID-19-related public health measures.	\$3,925,819
3.6	Seattle Housing Authority (SHA) Agreement for Community Police Team (Seattle Police Department)	This item increases appropriation authority by \$618,000 in the Patrol Operations BSL from Seattle Housing Authority (SHA). This item provides funding for salary and benefits for four existing Police-Officer Patrol positions that provide police services to selected public housing projects managed by SHA. The proactive police services provided under this contract are vitally important to public safety and the quality of life enjoyed by SHA residents and nearby Seattle residents and businesses. The term of this contract runs from January 1, 2020 to December 31, 2020. The positions supported by these resources will sunset if funding is discontinued and alternate sources cannot be identified.	\$618,000
3.7	MOU for Services Provided to SODO Business Improvement Area (Seattle Police Department)	This item increases appropriation authority by \$150,000 in the Special Operations BSL from the SODO Business Improvement Area. This item provides funding to enhance police presence and to help further provide for safety and protection of the public, businesses, and property owners within the SODO BIA boundaries. The term of this contract runs from January 1, 2020 to December 31, 2020. There are no matching or capital improvement projects associated with this item.	\$150,000

Item #	Title	Description	Amount/FTE
3.8	MOU for Services Provided to Sound Transit (Seattle Police Department)	This item increases appropriation authority by \$40,096 in the Special Operations BSL from Sound Transit. This item provides funding for supplementary traffic control near the Capitol Hill Light Rail Station. Additional traffic control support is necessary on 3 specific weekends as a result of service disruption caused by construction in the DSTT for the “tie-in” East Link Project tracks. The term of this contract runs concurrently with the event: January 4, 2020 – March 15, 2020. There are no matching or capital improvement projects associated with this item.	\$40,096
3.9	Registered Sex Offender and Kidnapping Offender Address Verification Program (Seattle Police Department)	This item increases appropriation authority by \$113,000 in the Criminal Investigations BSL from the King County Sheriff’s Officer under the Registered Sex Offender and Kidnapping Offender Address Verification Program. This funding will be used to verify the address and residency of all registered sex and kidnapping offenders under RCW 9A.44.130; investigate failure to register cases and score unrated offenders; improve public safety by establishing a greater presence and emphasis in Seattle neighborhoods; and increase immediate and direct contact with registered sex and kidnapping offenders in their jurisdiction. The contract term runs from July 1, 2020 to June 30, 2021. There are no matching or capital improvement projects associated with this item.	\$113,000
3.10	Drug Enforcement Administration Task Force (Seattle Police Department)	This item increases appropriation authority by \$58,000 in the Criminal Investigations BSL from the U.S. Department of Justice. This funding reimburses SPD for costs of detective overtime associated with the investigation of drug cases. The purpose of this work is to disrupt and interdict the flow of illegal drugs into the City. There are no matching requirements or capital improvement projects associated with this item.	\$58,000

Item #	Title	Description	Amount/FTE
3.11	Safe Streets Task Force (Seattle Police Department)	This item increases appropriation authority by \$62,000 in the Criminal Investigations BSL from the Federal Bureau of Investigation (FBI). This funding reimburses SPD for overtime spent while working with the FBI to identify, disrupt, and dismantle existing and emerging violent criminal enterprises and gangs in King County, as well as other individuals and groups whose criminal activity negatively impacts the Puget Sound area. There are no matching requirements or capital improvement projects associated with this item.	\$62,000
3.12	Puget Sound Joint Terrorism Task Force (Seattle Police Department)	This item increases appropriation authority by \$11,000 in the Criminal Investigations BSL from the Federal Bureau of Investigation (FBI). This funding reimburses SPD for overtime associated with working with the FBI on international and domestic terrorism investigations. There are no matching requirements or capital improvement projects associated with this item.	\$11,000
3.13	Pacific Northwest Fugitive Apprehension Task Force (Seattle Police Department)	This item increases appropriation authority by \$37,000 in the Criminal Investigations BSL from the U.S. Department of Justice. This funding reimburses SPD for costs of overtime associated with apprehending violent fugitives. There are no matching requirements or capital improvement projects associated with this item.	\$37,000
3.14	Pacific Northwest Innocence Lost Task Force (Seattle Police Department)	This item increases appropriation authority by \$6,247 in the Criminal Investigations BSL from the Federal Bureau of Investigation. This funding reimburses SPD for costs of overtime spent pursuing cases of domestic sex trafficking of children in the United States. There are no matching requirements or capital improvement projects associated with this item.	\$6,247
3.15	ATF Puget Sound Regional Gun Task Force (Seattle Police Department)	This item increases appropriation authority by \$15,000 in the Criminal Investigations BSL from the U.S. Department of Justice. This funding reimburses SPD for costs of detective overtime spent in connection with the Puget Sound Regional Gun Task Force. The Regional Gun Task Force is focused on increasing the ability of law enforcement to trace shell casings and firearms used in crimes and thus identify shooters and take them off the streets. There are no matching requirements or capital improvement projects associated with this item.	\$15,000

Item #	Title	Description	Amount/FTE
3.16	Seattle Prosecutor Murder (SEPROM) Task Force (Seattle Police Department)	This item increases appropriation authority by \$16,000 in Criminal Investigations BSL from the Federal Bureau of Investigation. This funding reimburses SPD for overtime spent while investigating the homicide of Assistant U.S. Attorney Thomas Wales. This task force includes FBI agents, SPD detectives, and prosecutors from both the King County Prosecutor's Office and the Department of Justice. There are no matching requirements or capital improvement projects associated with this item.	\$16,000
3.17	Organized Crime Drug Enforcement Task Force (Seattle Police Department)	This item increases appropriation authority by \$62,000 in the Criminal Investigations BSL from the Drug Enforcement Agency. This funding reimburses SPD for costs spent in connection with Organized Crime Drug Enforcement Task Force. This task force works to mount a comprehensive attack and reduce the supply of illegal drugs in the United States and diminish the violence and other criminal activity associated with the drug trade. There are no matching requirements or capital improvement projects associated with this item.	\$62,000
3.18	Puget Sound Regional Violent Crimes Task Force (Seattle Police Department)	This item increases appropriation authority by \$21,500 in the Criminal Investigations BSL from the Federal Bureau of Investigation (FBI). This funding reimburses SPD for costs spent in connection with the Puget Sound Regional Violent Crimes Task Force. There are no matching requirements or capital improvement projects associated with this item.	\$21,500
3.19	Electronic Crimes Task Force (Seattle Police Department)	This item increases appropriation authority by \$19,412 in the Criminal Investigations BSL from the U.S. Secret Service. This funding reimburses SPD for costs spent in connection with the Electronic Crimes Task Force. This task force includes agents from the U.S. Secret Service, SPD detectives and other local law enforcement agencies. There are no matching requirements or capital improvement projects associated with this item.	\$19,412

Item #	Title	Description	Amount/FTE
3.20	DNR Reimbursement for “Can of Worms” Removal (Seattle Police Department)	This item increases appropriation authority by \$42,064 in the Special Operations BSL. In February 2020, SPD Harbor Patrol paid for the contracted removal of a derelict boat known as the “Can of Worms” from Lake Washington near Adams Beach. Through the Derelict Vessel Removal Program, the WA Department of Natural Resources has reimbursed SPD for the cost of the removal.	\$42,064
3.21	Interagency Agreement for West Seattle Bridge (Seattle Police Department)	This item increases appropriation authority by \$355,000 in the Special Operations BSL from the Seattle Department of Transportation (SDOT). This item provides funding for supplementary traffic enforcement of the Lower Spokane Street bridge as SDOT works to implement a long-term traffic control plan during the bridge closure. The term of this contract runs from April 18, 2020 to March 31, 2021. There are no matching or capital improvement projects associated with this item.	\$355,000
3.22	MOU for Services Provided to Downtown Business Improvement Area (DBIA) (Seattle Police Department)	This item increases appropriation authority by \$450,000 in the Special Operations BSL from the Downtown Business Improvement Area (DBIA). This item provides funding to enhance police presence and to help further provide for safety and protection of the public, businesses, and property owners within the DBIA boundaries. The term of this contract runs from July 1, 2020 to June 30, 2021. There are no matching or capital improvement projects associated with this item.	\$450,000
3.23	Appropriation for Code Reviser MOA Increase (Law Department)	This item increases appropriation authority by \$15,000 in the Civil BCL. This appropriation increase is revenue backed by funding provided by the Legislative Department (via MOA) and supports the creation of a Code Reviser in the City Attorney’s Office.	\$15,000
3.24	Appropriation for East Waterway MOA (Law Department)	This item increases appropriation authority by \$392,019 in the Civil BCL. This funding is revenue backed by an MOA with Seattle City Light and Seattle Public Utilities to provide legal work related to the East Waterway allocation process and related matters. Ongoing funding for this item has been included in the 2021-22 Proposed Budget. This project is expected to last through 2022.	\$392,019

Item #	Title	Description	Amount/FTE
Section 4 – Appropriation Increases – Operating Budgets – Backed by Grant Revenues			
4.1	Grant Acceptance and Appropriation for HUD COVID Emergency Solutions Grant (Human Services Department)	This item accepts \$3,000,000 of a \$26,000,000 award for the Department of Housing and Urban Development’s Emergency Solutions Grant provided as part of the Federal CARES Act for COVID-19 emergency response. The remaining \$23,000,000 of the award is accepted and appropriated in the 2021 Proposed Budget.	\$3,000,000
4.2	DSHS 2020-21 Award (Executive (Office of Immigrant and Refugee Affairs))	This item increases appropriation authority by \$670,000 in the Office of Immigrant and Refugee Affairs (OIRA) BSL to reflect grant funding from the Washington State Department of Social and Human Services (DSHS). This award from DSHS is renewed annually, to support case-management-based naturalization assistance for low-income immigrant applicants. This award covers July 2020 – June 2021. Matching funding is not required, but it is already budgeted from GF and matching grant funds from the Seattle Housing Authority.	\$670,000
4.3	Accept and Appropriate FTA Grant for Transit-Oriented Development Planning (Executive (Office of Planning and Community Development))	This item increases appropriation authority by \$1,750,000 in the Planning and Community Development BCL (BO-PC-X2P00) and accepts a grant from the Federal Transit Administration. The grant is for “Fiscal Year 2020 Transit Oriented Development Planning Projects: Pilot Program for Transit-Oriented Development (TOD) Planning”. This grant funding was awarded to OPCD in mid-2020. The purpose of the grant is to conduct planning for the light rail line from Ballard to West Seattle. There is no budgetary match required.	\$1,750,000
4.4	Accept Community Services Block Grant Funding (Seattle Parks and Recreation)	The purpose of this grant is to provide funding through the Community Services Block Grant under the Coronavirus Aid Relief and Economic Security Act (CARES Act) to support response and recovery efforts for COVID-19. Funding will be used to support the Seattle Conservation Corps work training program for homeless adults. Funding is received up front. The grant expires on September 30, 2020.	\$239,393

Item #	Title	Description	Amount/FTE
4.5	Emergency Management Performance Grant COVID-19 Supplemental (Seattle Police Department)	This item increases appropriation authority by \$140,390 in the Chief of Police BSL from the Washington State Military Department, Emergency Management Division. This funding will be used to hire a consultant to facilitate the activities to address the city's COVID-19 after action findings and to inform improvements in our planning, operations, coordination. The term of the grant runs from January 27, 2020 to December 31, 2021. There is a \$147,968 matching requirement for this item, which will be met by resources in the OEM budget. There are no capital improvement projects associated with this item.	\$140,390
4.6	Emergency Management Performance Grant (Seattle Police Department)	This item increases appropriation authority by \$409,882 in the Chief of Police BSL from the Washington State Military Department and the U.S. Department of Homeland Security. The Emergency Management Performance Grant (EMPG) for federal fiscal year 2020 provides funding to support Seattle's Office of Emergency Management (OEM), thereby significantly strengthening the City's ability to deal with natural disasters and other emergencies. This grant supports three existing positions: two Strategic Advisor IIs and one Administrative Staff Assistant. The term of this grant runs from June 1, 2020 through August 31, 2021. Positions supported by this grant will sunset if funding is discontinued and alternative sources of funding cannot be identified. This grant has a 50% matching requirement that is met by resources in the OEM budget. There are no capital improvement projects associated with this item.	\$409,882

Item #	Title	Description	Amount/FTE
4.7	Pre-Disaster Mitigation Grant (Seattle Police Department)	This item increases appropriation authority by \$3,719,417 in the Chief of Police BSL from the Federal Emergency Management Agency (FEMA). The Pre-Disaster Mitigation Grant (PDMG) provides funding to support 75% of the cost of a structural seismic retrofit on an affordable housing facility. Capitol Hill Housing (CHH), a partner organization of the Office of Housing, intends to retrofit the Bremer Apartments, a three-story unreinforced masonry wall (URM) building that is vulnerable to earthquake damage. The life safety retrofit will protect 49 units of affordable living space and the people who reside there. Grant reimbursement for eligible work on the seismic retrofit will be passed through to CHH. OEM will receive grant reimbursement to offset the costs of managing the grant. The term of this grant runs from October 1, 2018 through April 1, 2022. This grant has a 25% matching requirement that is met by Capitol Hill Housing.	\$3,719,417
Section 5 – Appropriation Transfers – Operating Budgets			
5.1	Transfer funding from OPCD to OSE for Environmental Justice Fund (Executive (Office of Planning and Community Development & Executive (Office of Sustainability and Environment))	This item transfers \$250,000 of appropriation authority from the Planning and Community Development BCL (BO-PC-X2P00) to the Office of Sustainability and Environment BCL (BO-SE-X1000). The 2020 Equitable Development Initiative (EDI) Request for Proposals (RFP) includes environmental justice as an outcome, and to achieve that outcome while maximizing funds available from other departments, OPCD is partnering with OSE's Environmental Justice Fund. OSE will release a \$500,000 (\$250,000 from OSE and \$250,000 from OPCD) RFP in 2020 with the goal of reducing health disparities through food sovereignty and healing that aligns with EDI equity drivers.	\$0

Item #	Title	Description	Amount/FTE
5.2	2020 Use GF Reserve – Rd 2 (Seattle Parks and Recreation)	This item increases appropriation authority by \$7,000,000 in the General Fund (00100) and decreases appropriation authority by \$7,000,000 in the Park and Recreation Fund (10200) resulting in a net zero funding transfer of appropriation authority within the following Budget Summary Levels: Cost Center Maintenance and Repairs (BO-PR-10000), Leadership and Administration (BO-PR-20000), Departmentwide Programs (BO-PR-30000), Parks and Open Space (BO-PR-40000), and Recreation Facility Programs (BO-PR-50000). These funds were held in a reserve following the first round of COVID-19 related General Fund reductions to help offset revenue losses in the department's operating fund (10200). Seattle Parks and Recreation is now estimating those revenue losses will total \$19.2 million in 2020 due to facility closures.	\$0
5.3	2020 MPD Operating Fund Savings – Rd2 (Seattle Parks and Recreation)	This item reduces appropriation authority by \$1,569,000 in the Park and Recreation Fund (10200) and increases appropriation authority by \$700,000 within the Park District Fund (19710) to realign expenses across the following Budget Summary Levels: (\$0) in Cost Center Maintenance and Repairs (BO-PR-10000); (\$736,000) in Recreation Facility Programs (BO-PR-50000); (\$113,000) in Departmentwide Programs (BO-PR-30000); and (\$20,000) in Parks and Open Space (BO-PR-40000). Similar to the Park Fund, the Park District will have operating savings from vacancies, temporary labor, and other non-labor expenses due to facility closures; this is estimated at \$869,000 and will be realigned to support expenditures previously covered by Park Fund revenues that are not being received due to COVID-19. In addition, this item appropriates a \$700,000 fund balance in the Park District Fund due to 2019 underspend which will also be used to support expenditures previously covered by Park Fund revenues. SPR is estimating a \$19.2 million revenue loss in the department's operating fund (10200) in 2020 due to COVID-19.	(\$869,000)

Item #	Title	Description	Amount/FTE
5.4	2020 MPD Capital Transfer to 10200 Operating (adj 1) – Rd2 (Seattle Parks and Recreation)	This item reduces appropriation authority by \$5,282,468 in the Park and Recreation Fund (10200) and increases appropriation authority by \$5,282,468 million in the Park District Fund (19710) resulting in a net-zero change across the following Budget Summary Levels: Parks and Facilities Maintenance and Repairs (BO-PR-10000), Leadership and Administration (BO-PR-20000), Departmentwide Programs (BO-PR-30000), Recreation Facility Programs (BO-PR-50000), and Golf Programs (BO-PR-60000). This change realigns Park District capital resources to support expenditures previously covered by Park Fund revenues that are not being received due to facility closures. SPR is estimating a \$19.2 million revenue loss in the department's operating fund (10200) in 2020. The 2020 Third Quarter Supplemental Ordinance includes a corresponding reduction to Park District funded projects in SPR's Capital Improvement Plan.	\$0
5.5	Grant Appropriation Corrections (Seattle Police Department)	In Q4 2018 (CB 119430), SPD received appropriation authority for several grant items, three of which were mistakenly associated with the incorrect BSL. This transfer would correct the following errors: 1) Urban Areas Security Initiative FY18: \$1,563,907 moving from P1000 (Chief of Police) to P3400 (Special Ops) 2) Human Trafficking FY18: \$600,000 moving from P3400 (Special Ops) to P7000 (Criminal Investigations) 3) Opioid Grant FY18: \$900,000 moving from P1000 (Chief of Police) to P1601 (Departmental Indirect Costs)	\$0
5.6	One Center City-West Seattle Access STP grant Transfer (Seattle Department of Transportation)	This item transfers appropriation authority of \$1,500,000 from the Mobility Operations BSL to the West Seattle Bridge Immediate Response Project. This grant will support the West Seattle Access and will provide funding for programmatic work to expand Transportation Demand Management programs which may include customized outreach, marketing campaigns (with emphasis to emerging center city access challenges related to COVID-19 response and West Seattle Bridge extended closure), not to be used for other West Seattle Bridge Activities. Period of performance of this grant is July 24, 2020 through December 31, 2024 and requires match of \$202,500.	(\$1,702,500)

Item #	Title	Description	Amount/FTE
5.7	Transfer CRF Funding Between FAS BSLs (Department of Finance and Administrative Services)	The item transfers \$1,100,146 in funding for from the Leadership and Administration BSL (BO-FA-BUDCENTR) to Facility Operations (BO-FA-FACILITY) in the Department of Finance and Administration (FAS). This appropriation was added to the FAS budget in the second quarter supplemental process and this transfer moves the funding to the BSL in which the expenses will occur. The original funding source for this was Coronavirus Relief Funds.	\$0
5.8	Community Engagement for alternatives to public safety and new investments (Seattle Police Department & Department of Neighborhoods)	This item transfers appropriation authority in the amount of \$500,000 from SPD's Leadership and Administration BSL to Department of Neighborhoods Community Building BSL. Funding will be used to develop robust facilitation process and to convene community for the purpose of providing recommendations to alternative public safety models and new investments in the BIPOC community.	\$0
Section 6 – Appropriation Decrease – Capital Budgets			
6.1	Signal Major Maintenance: Reverse Double Appropriated Mitigation Funds (Seattle Department of Transportation)	This item decreases appropriation authority by \$239,736 in the Major Maintenance/Replacement BSL. This item corrects an inadvertent doubling of appropriation originally entered in the 2019 Q2S (item 8.14). The original amount was for the Signal Major Maintenance project to add appropriation for funds provided to SDOT by the WSCC as a part of the conditions for issuing the Master Use Permit.	(\$239,736)
6.2	Technical Abandonment of 2019 Supplemental Action (Seattle Department of Transportation)	This item abandons appropriation that was modified as part of the 2019 4th Quarter Supplemental Budget Ordinance, to align the 2020 Adopted budget with the 2020-2025 Capital Improvement Program.	(\$1,000,000)

Item #	Title	Description	Amount/FTE
6.3	Capital Project Legislative Changes (Seattle Department of Transportation)	This item decreases appropriation authority by \$1,173,000 in the Mobility Capital BSL (BC-TR-19003). This item is necessary to carry out a larger effort related to Executive and Council actions. Council Bill 119825 enacted reductions for four projects: Thomas Street Redesign, Market to MOHAI, Fortson Square Redevelopment, and Sand Point Sidewalks (within the Pedestrian Master Plan Sidewalk Projects). After passage, Council restored these reductions in Council Bill 119818, the second quarter supplemental bill. Subsequent to these actions, the Mayor vetoed Council Bill 119825 and thus, the restoration of the reductions actually increased appropriation overall. The veto of Council Bill 119825 was overridden, restoring the original budget reductions for these projects, returning appropriation levels to those first intended by Council. The action in this third quarter supplemental will reenact the original reductions to the four projects but will restore funding for two of the projects, Fortson Square and PMP Sidewalk Projects, with REET II funds. The result from all of these actions is Thomas Street Redesign and Market to MOHAI will have a net appropriation decrease and Fortson Square and PMP Sidewalk Projects will remain at their previously adopted levels, albeit with a different funds.	(\$1,173,000)
6.4	Data Analytics Platform-SPD Abandonment (Seattle Information Technology Department)	This item decreases appropriation authority in the amount of \$498,789 in the IT Capital Improvement Project (BC-IT-C0700) BSL. The SPD Data Analytics Platform project (MC-IT-C9502) is complete. The remaining legal appropriation is no longer needed because the project came in under budgeted costs. Scope was not reduced. Revenue rebates will be processed for the General Fund. This is already accounted for in General Fund balancing.	(\$498,789)
6.5	Data & Telephones Abandonment (Seattle Information Technology Department)	This item decreases appropriation authority in the amount of \$820,946 in the IT Capital Improvement Project (BC-IT-C0700) BSL. The implementation of a citywide Unified Communications (UC) system has resulted in a decreased need for legacy telephone system hardware replacement. This reduction represents the excess budget for telephone hardware that will not be needed based on the spend plan and replacement hardware being purchased under UC. There are no revenue impacts.	(\$820,946)

Item #	Title	Description	Amount/FTE
6.6	Criminal Justice Information System Technical Abandonment (Seattle Information Technology Department)	This technical change decreases appropriation authority in the amount of \$18,631 in the IT Capital Improvement Project (BC-IT-C0700) BSL. The MCIS project is bond funded. However, when the initial bonds were issued for the project, the final issuance ended up being slightly less than the legal adopted appropriation. The 2017 adopted appropriation was \$2,518,631 and the final bond issuance was only \$2.5 million. This reduction is abandoning the \$18,631 of unfunded legal budget. There are no revenue impacts.	(\$18,631)
6.7	Apps Dev-DPR Abandonment (Seattle Information Technology Department)	This item decreases appropriation authority in the amount of \$1,390,588 in the IT Capital Improvement Project (BC-IT-C0700) BSL. The Parks Budget System Replacement project is forecast to end significantly under budget. Abandoning this excess budget will free up funding for the City. Revenue rebates will be processed for the General Fund through Finance General. This rebate is already accounted for in General Fund balancing.	(\$1,390,588)
6.8	SPD Body Worn Video Abandonment (Seattle Information Technology Department)	This item decreases appropriation authority in the amount of \$1,463,304 in the IT Capital Improvement Project (BC-IT-C0700) BSL. The SPD Body Worn Video project (MC-IT-C9300) is complete. There were grant and match components, which have been fully expended and reconciled. The remaining legal appropriation in the project is from non-grant funds and is no longer needed. Revenue rebates will be processed for the General Fund and are already accounted for in General Fund balancing.	(\$1,463,304)
6.9	Apps Dev-Public Safety Abandonment (Seattle Information Technology Department)	This item decreases appropriation authority in the amount of \$860,151 in the IT Capital Improvement Project (BC-IT-C0700) BSL. This abandonment reflects the remaining appropriation balances in public safety projects that are either complete (SPD RMS) or not moving forward (SFD Payroll Integration). Revenue rebates will be processed for the General Fund.	(\$860,151)

Item #	Title	Description	Amount/FTE
6.10	Apps Dev- SDOT Technical Change (Seattle Information Technology Department)	This technical change decreases appropriation authority in the amount of \$766,667 in the IT Capital Improvement Project (BC-IT-C0700) BSL. The SDOT PACT project is complete. In 2019, Seattle IT retained \$766,667 of legal appropriation within this project to rebate revenues to SDOT. However, after receiving guidance from accounting, it was determined that legal expenditure appropriation was not needed to process the rebate and the remaining \$766,667 of legal budget should be abandoned. There are no revenue impacts, as the rebate to SDOT was already processed in 2019.	(\$766,667)
6.11	Fiber Install and Maintenance Abandonment (Seattle Information Technology Department)	This item decreases appropriation authority in the amount of \$3,547,865 in the IT Capital Improvement Project (BC-IT-C0700) BSL. The Fiber Install & Maintenance project (MC-IT-C3600) was established to construct and maintain fiber networks throughout the city. Over the years, unused appropriation has carried forward and accumulated in this project. A recent analysis of projected spend on fiber networks resulted in a decreased need for the excess carryforward appropriation. This body of work is direct billed, therefore there are no revenue impacts.	(\$3,547,865)
6.12	SRI Side Systems Abandonment (Seattle Information Technology Department)	This item decreases appropriation authority in the amount of \$1,522,178 in the IT Capital Improvement Project (BC-IT-C0700) BSL. Of the total revenue amount, \$1,315,859 is bond and \$80,770 is General Fund. The SRI Side Systems project (MC-IT-C6308) was established to work on the citywide SRI Implementation effort. This project is now complete, and the remaining project appropriation is no longer needed. Revenue rebates will be processed for the General Fund. This rebate is accounted for in General Fund balancing.	(\$1,522,178)

Item #	Title	Description	Amount/FTE
6.13	Seattle Channel Maint & Upgrade Abandonment (Seattle Information Technology Department)	This item decreases appropriation authority in the amount of \$222,977 in the IT Capital Improvement Project (BC-IT-C0700) BSL. Due to projected revenue decreases in the Cable Television Franchise Fund, the 2019 carryforward appropriation in the Seattle Channel Maintenance & Upgrade project (MC-IT-C4400) is being abandoned to help mitigate this funding shortage. The corresponding \$222,977 of revenues already collected from the Cable Television Franchise Fund will be rebated to the Cable Television Franchise Fund.	(\$222,977)
6.14	Technology Management Tools Abandonment (Seattle Information Technology Department)	This technical change decreases appropriation authority in the amount of \$165,687 in the IT Capital Improvement Project (BC-IT-C0700) BSL. As part of the 2019-2020 budget cycle, Seattle IT transferred all appropriation relating to the Technology Management Tools project (MC-IT-C9500) out of our CIP projects and into the corresponding O&M projects. This remaining appropriation was inadvertently left behind and is now no longer needed. There are no revenue impacts.	(\$165,687)
6.15	Next Generation Data Center Technical Change (Seattle Information Technology Department)	This technical change decreases appropriation authority in the amount of \$357,422 in the IT Capital Improvement Project (BC-IT-C0700) BSL. As part of the 2018 budget cycle, Seattle IT moved all appropriation for maintenance items out of our CIP projects and into the corresponding O&M projects. This remaining appropriation in the NGDC project (MC-IT-C9503) was inadvertently left behind and is now no longer needed. There are no revenue impacts.	(\$357,422)
6.16	Technical Correction to Abandon Funding in Aquarium CIP Project (Seattle Parks and Recreation)	This item abandons \$401,926 from the Fix It First-CIP BSL (BC-PR-40000) to correct the budget for the Aquarium Major Maintenance Project (MC-PR-41004). The error occurred as part of the conversion to Summit 9.2 and resulted in the accrued budget amount of \$401,926 at the end of 2017 inadvertently being carried over in 2018 and subsequent years even though it was actually paid out in 2017. This item is a technical correction.	(\$401,926)

Item #	Title	Description	Amount/FTE
6.17	2020 MPD Capital Transfer to 10200 Operating (adj 2) – Rd2 (Seattle Parks and Recreation)	This item reduces appropriation authority by \$5,282,568 in the Seattle Park District Fund (19710), amending the following projects in SPR’s Capital Improvement Plan: (\$2,800,000) in Smith Cove Park Development (MC-PR-21005) within the Building for the Future BSL (BC-PR-21000); (\$1,000,000) in Queen Anne Turf Field Replacement (MC-PR-41072) within the Fix It First BSL (BC-PR-41000); and (\$1,482,468) in Major Maintenance Backlog and Asset Management (MC-PR-41001) within the Fix It First BSL (BC-PR-41000). These reductions reflect capital savings from project delays due to COVID-19 public health restrictions and the transfer of these resources to SPR’s operating budget to support expenditures previously covered by Park Fund revenues that are not being received due to facility closures. SPR is estimating a \$19.2 million revenue loss due in the department’s operating fund (10200) due to COVID-19 in 2020. See item 5.14 which captures the corresponding operating changes.	(\$5,282,468)
Section 7 – Appropriation Increase – Capital Budgets			
7.1	Additional Asset Preservation Funding for City Buildings (Department of Finance and Administrative Services)	This item adds \$340,000 of appropriation to both the Asset Preservation 1 and Asset Preservation 2 BSLs in the Department of Finance and Administrative Service (FAS), for a total appropriation increase of \$680,000. This funding is necessary to fund immediate asset preservation needs in City buildings, including repair of damage caused during the ongoing marches and protests. The funding for this increase is provided by Real Estate Excise Tax 1 (REET 1).	\$680,000
7.2	Transit Corridor Improvements: Increase Reimbursable Authority (Seattle Department of Transportation)	This item increases appropriation authority by \$363,500 in the Mobility Capital BSL. This request is necessary to add reimbursable authority from King County Metro for signed agreements totaling \$363,500.	\$363,500

Item #	Title	Description	Amount/FTE
7.3	Neighborhood Traffic Control: Transfer General Fund from Emergent Mobility Initiatives (Seattle Department of Transportation)	This item increases appropriation authority in the amount of \$350,000 in the Mobility Capital BSL (the other side of an appropriation decrease in the Mobility Operations BSL). This is necessary as the Council Budget Action appropriating these funds (SDOT 23-B-1) was coded to the incorrect project. This change is a technical fix to restore funding to the correct project. The funding, which comes from Transportation Network Company tax revenues in the General Fund, is for the Home Zone Pilot program. This is the Capital side of the transfer. The Change Request for the Operating side is SDOT-OT13.	\$350,000
7.4	IT Infrastructure Operating to Capital Budget Transfer (Seattle Public Library)	This item increases appropriation authority by \$511,000 in the Capital Improvements Division (BC-PL-B3000) in Fund 18200. This is a technical correction to reflect the second part of a budget neutral transfer from an operating BCL to a Capital BCL. The operating BCL was reduced in the Q2 supplemental, but the increase to the capital BCL was inadvertently left out of the Q2 Supplemental Budget. This transfer is necessary as the funding is for an IT wireless network project which is a capital project, rather than an operating expense.	\$511,000
Section 8 – Appropriation Increase – Capital Budgets – Revenue Backed			
8.1	Monorail Funding Appropriation Adjustment (Seattle Center)	This item increases appropriation authority by \$169,421 in the Monorail Rehabilitation BSL. This item is a technical correction to fix an error from the 2017 award where the amount appropriated was less than the revenue award. This increase will provide the authority for those funds to be spent and then submitted for reimbursement.	\$169,421
8.2	Delridge Multimodal Corridor: Increase SPU & SCL Reimbursable Authority (Seattle Department of Transportation)	This item increases appropriation authority by \$5,100,000 in the Mobility-Capital BSL. This action adds appropriation for work to be reimbursed by Seattle Public Utility (\$1,500,000) and Seattle City Light (\$3,600,000). This utility work is a necessary part of the Delridge Multimodal Corridor project, which is projected to start construction in July 2020. Construction MOA for SPU is attached and the SCL is currently being routed for final signatures.	\$5,100,000

Item #	Title	Description	Amount/FTE
Section 9 – Appropriation Transfers – Capital Budgets			
9.1	King Street Station Project Overage Transfer (Department of Finance and Administrative Services & Seattle Department of Transportation)	This item transfers appropriation authority of \$327,896 from the Public Safety Facilities Fire BSL in FAS to the Mobility Capital BSL in SDOT. This request is necessary to cover final project costs in excess of existing budget so the King Street Station Tenant Improvements project can be closed. This transfers uses REET 1 appropriation in the existing Fire Station 5 project, and does not cause any reduction in project scope.	\$0
9.2	Net Zero Transfer for JTF Fall Protection (Department of Finance and Administrative Services)	This item transfers \$415,000 in appropriation between the Fire Station 5 project (MC-FA-FS5) and Asset Preservation Schedule 2 (MC-FA-APSCH2FAC) in the Department of Finance and Administrative Services. This project, which is currently in construction, will bring the fall protection at the Joint Training Facility in line with state safety requirements, allowing the fire department to resume using this critical prop. The transfer corrects a previous error in where the joint training facility work was budgeted and does not reduce the scope of the Fire Station 5 project.	\$0
9.3	West Seattle Bridge PSRC STP Grant Transfer (Seattle Department of Transportation)	This item transfers appropriation authority in the amount of \$2,000,000 from the Major Maintenance/Replacement BSL and \$1,702,500 from the Mobility Operations BSL to the Major Maintenance/Replacement BSL. This transfer includes two items as the \$1,702,500 is being transferred from an O&M project via SDOT-OG18. This transfer is needed to appropriate grant funding and match within the newly established West Seattle Bridge Immediate Response CIP, as the grant and match were temporarily appropriated within other master projects. This transfer is needed in order to being critical programmatic and planning work for the West Seattle Bridge project. This grant has already been accepted and appropriated through special legislation via Ordinance 126107.	\$1,702,500

Item #	Title	Description	Amount/FTE
9.4	Thomas St Redesigned: Transfer LCLIP funds from BMP Greenways (Seattle Department of Transportation)	This item transfers appropriation authority in the amount of \$1,100,000 between Bike Master Plan – Greenways (MC-TR-C063) and Thomas Street Redesigned (MC-TR-C105) in the Mobility-Capital BSL. This is necessary to move Landscape Conservation and Local Infrastructure Program (LCLIP) funds into the Thomas Street Redesigned CIP project, which was initially budgeted in the Bike Master Plan Greenways project as the Thomas St CIP was not established at the time. Council budget action (CBA) SDOT-912-A-1 established the Thomas St CIP and the funding associated with it.	\$0
9.5	Thomas St Redesigned: Transfer LCLIP funds from NODO Mobility Action Plan (Seattle Department of Transportation)	This item transfers appropriation authority in the amount of \$990,000 from the North of Downtown Mobility Action Plan Project (MC-TR-C101) to the Thomas Street Redesigned CIP Project (MC-TR-C105) in the Mobility-Capital BSL. This is necessary to move Landscape Conservation and Local Infrastructure Program (LCLIP) funds into the Thomas Street Redesigned CIP project, which was initially budgeted in the North of Downtown Mobility Action Plan as the Thomas St CIP was not established at the time. Council budget action (CBA) SDOT-912-A-1 established the Thomas St CIP and the funding associated with it.	\$0
9.6	Overlook Walk Bond type change (Seattle Department of Transportation)	This request changes the type of LTGO bond for the Overlook Walk and East-West Connections project from Taxable to Tax-Exempt debt. There is no change in funding amount.	\$0

Item #	Title	Description	Amount/FTE
9.7	Capital Project Transfers (Seattle Department of Transportation)	This item transfers appropriation authority in the amount of \$2,847,566 from the Transportation Fund to the REET II Fund within the same Mobility Capital BSL (BC-TR-19003). This item is necessary to carry out a larger effort related to Executive and Council actions. Council Bill 119825 enacted reductions for four projects: Thomas Street Redesign, Market to MOHAI, Fortson Square Redevelopment, and Sand Point Sidewalks (within the Pedestrian Master Plan Sidewalk Projects). After passage, Council restored these reductions in Council Bill 119818, the second quarter supplemental bill. Subsequent to these actions, the Mayor vetoed Council Bill 119825 and thus, the restoration of the reductions actually increased appropriation overall. The veto of Council Bill 119825 was overridden, restoring the original budget reductions for these projects, returning appropriation levels to those first intended by Council. The action in this third quarter supplemental will reenact the original reductions to the four projects but will restore funding for two of the projects, Fortson Square and PMP Sidewalk Projects, with REET II funds. The result from all of these actions is Thomas Street Redesign and Market to MOHAI will have a net appropriation decrease and Fortson Square and PMP Sidewalk Projects will remain at their previously adopted levels, albeit with a different funds.	\$0
9.8	SPD ICV/MDT & Work Schedule & Timekeeping Appropriation Transfer (Seattle Information Technology Department)	This item transfers appropriation authority in the amount of \$947,108 from the Public Safety Tech Equipment project (MC-IT-C9301) to the Apps Dev-Public Safety project (MC-IT-C6307) within the IT Capital Improvement Project (BC-IT-C0700) BSL. This transfer is needed to cover additional, unforeseen expenses facing the SPD Work Schedule & Timekeeping (WST) project. After the initial planning phase for this project, it was discovered that WST had more complex requirements than originally accounted for and additional appropriation is needed to complete the project. The SPD In-Car Video and SPD MDT Replacement projects are forecast to be completed under-budget. Funding will be a mixture of LTGO Bonds and funds already collected from SPD.	\$0

Item #	Title	Description	Amount/FTE
9.9	Transfer Funding Within Woodland Park Zoo Night Exhibit CIP Project (Seattle Parks and Recreation)	This item transfers appropriation authority in the amount of \$2,124,263 from the Cumulative Reserve Subfund (00164) to the Park and Recreation Fund (10200) within the Fix it First-CIP BSL (BC-PR-40000). This change will allow the Parks Department to better monitor interest earnings within the Woodland Park Zoo Night Exhibit Renovation project (MC-PR-41046). To support the appropriation transfer in 2020, this item, along with item 2.3, transfers cash from CRS-U to the Park Fund.	\$0
9.10	Add Beach Maintenance Trust Fund for Be'er Sheva (Seattle Parks and Recreation)	This item increases appropriation authority by \$250,000 from the Beach Maintenance Trust Fund (70200) and decreases appropriation authority by \$250,000 from the General Fund (00100) within the Beach Restoration Program (MC-PR-41006) and Fix It First Budget Summary Level (BC-PR-40000) in SPR's Capital Improvement Program. In the 2020 Second Quarter Supplemental, the City Council added General Fund to SPR to fund this new project. Due to COVID-19 and declining General Fund revenue, this item will instead fund the new project using resources from the Beach Maintenance Trust Fund. The Beach Maintenance Trust Fund may be used to support shoreline improvement projects as defined in Section 5 of the Shoreline Park Improvement Fund Settlement Agreement (Ordinance 115496) and per the definition of "Projects" in the contract definitions. SPR has determined that Be'er Sheva Park is an eligible shoreline improvement project.	\$0
9.11	Gasworks Park Remediation Correction (Seattle Parks and Recreation)	This item transfers \$154,000 of appropriation authority from the 2008 Parks Levy (BC-PR-10000) to the Debt and Special Funding BSL (BC-PR-30000). This is a technical adjustment to correct a mistake in the 2020 Second Quarter Supplemental which erroneously named the Gasworks Park Play Area Renovation Master Project (MC-PR-16002) instead of the Gas Works Park – Remediation Project (MC-PR-31007).	\$0

Item #	Title	Description	Amount/FTE
9.12	Technical Fund Transfer Between Projects (Seattle Parks and Recreation)	This item implements a technical, net-zero transfer of funds between two master projects within the Fix It First BSL (BC-PR-410000), replacing Park District (19710) funds with Real Estate Excise Tax 2 (30020) in the Major Maintenance Backlog and Asset Management project (MC-PR-41001) and replacing Real Estate Excise Tax 2 funds with Park District funds in the Queen Anne Turf Field Replacement project. The 2020 Third Quarter Supplemental includes a corresponding reduction of these Park District funds within the Queen Anne Turf Field Replacement project as part of a larger MPD funding realignment due to the COVID-19 pandemic.	\$0
Section 10 – Position Adds			
10.1	SMC – A1 MCIS 2.0 TLT Business Analysts (Seattle Municipal Court)	This is a technical add of Municipal Court Information System (MCIS) temporary positions transferred from the Seattle IT Department to the Seattle Municipal Court. The employees will continue to work on the MCIS 2.0 replacement project, which is scheduled to come on line in 2022. The positions will be paid for by the MCIS/technology bond fund. These positions are sunset at the end of the project.	4.0
Section 11 – Position Modifications			
11.1	Transfer of Seven Positions from ITD to SPU (Seattle Public Utilities)	This item transfers seven full-time positions from the Seattle Information Technology Department (ITD) to Seattle Public Utilities (SPU). These staff support technology deemed operational to SPU and as a result, should be located in that department. There will be no funding change for this in 2020.	7.0
	ITD to SPU Position Transfer for Operational Technology (Seattle Information Technology Department)	This item transfers seven full-time positions from the Seattle Information Technology Department (ITD) to Seattle Public Utilities (SPU). These staff support technology deemed operational to SPU and as a result, should be located in that department. There will be no funding change for this in 2020.	(7.0)



Legislation Text

File #: CB 119911, Version: 1

CITY OF SEATTLE

ORDINANCE _____

COUNCIL BILL _____

AN ORDINANCE amending Ordinance 126000, which adopted the 2020 Budget; repealing Ordinance 126149; making appropriations from the Emergency Fund and General Fund for public assistance during the COVID-19 civil emergency; and ratifying and confirming certain prior acts; all by a 3/4 vote of the City Council.

BE IT ORDAINED BY THE CITY OF SEATTLE AS FOLLOWS:

Section 1. Ordinance 126149 is repealed.

Section 2. In order to pay for expenses and obligations to eliminate or lessen the immediate threats to lives, public health, and safety resulting from the COVID-19 epidemic and to address the economic impacts caused by the COVID-19 epidemic that could not have been anticipated at the time of making the 2020 Budget, appropriations for the following items in the 2020 Budget are increased from the funds shown, as follows:

<u>Item</u>	<u>Department</u>	<u>Fund</u>	<u>Budget Summary</u> <u>Level/BCL Code</u>	<u>Amount</u>
2.1	Finance General	Emergency Fund (10102)	Appropriation to Special Funds (10102-BO-FG-2QA00)	\$19,852,567
2.2	Executive (Office of Economic Development)	General Fund (00100)	Business Services (00100-BO-ED-X1D00)	\$2,700,000
2.3	Department of Education and Early Learning	General Fund (00100)	Early Learning (00100-BO-EE-IL100)	\$2,400,000
2.4	Human Services Department	General Fund (00100)	Addressing Homelessness (00100-BO-HS-H3000)	\$3,000,000
2.5	Executive (Office of Housing)	General Fund (00100)	Homeownership & Sustainability (00100-BO-HU-2000)	\$350,000

2.6	Executive (Office of Immigrant and Refugee Affairs)	General Fund (00100)	Office of Immigrant and Refugee Affairs (00100-BO-IA-X1N00)	\$9,000,000
2.7	Executive (Office of Sustainability & Environment)	General Fund (00100)	Office of Sustainability and Environment (00100-BO-SE-X1000)	\$5,600,000
2.8	Finance and Administrative Services	General Fund (00100)	Finance and Administrative Services (City Finance (00100-BO-FA-CITYFINAN)	\$200,000
Grand Total				\$43,102,567

Unspent funds so appropriated shall carry forward to subsequent fiscal years until they are exhausted or abandoned by ordinance.

Section 2. The appropriations in Section 1 of this ordinance shall be subject to the following provisos:

A. Of the funding appropriated to the Office of Economic Development's Business Services (BO-ED-X1D00) Budget Summary Level in the 2020 Adopted Budget, \$2.7 million of the funds shall be used to address the economic hardship small business owners and their employees, and nonprofit organizations and their employees, experience due to loss of business income, grant funding reductions, layoffs and reduced work hours for a significant percentage of this workforce as a result of the COVID-19 crisis and may be used for no other purpose. The Council intends that this funding will be allocated as follows:

1. \$2.5 million to provide financial assistance to small business owners or operators and nonprofit organizations, with preference to brick and mortar small businesses, that would be used to reduce the economic hardship caused by COVID-19 crisis and assist small businesses and nonprofit organizations to comply with public health guidelines, thereby protecting the local economy by reducing the number of businesses or nonprofits that are permanently closed and jobs permanently lost due to the short- and long-term economic impacts caused by

COVID-19.

2. \$200,000 to provide training, referral services, and technical assistance to support businesses, including assistance in preparing applications for federal or state loans or grants that provide direct financial assistance to small businesses to prepare such businesses for the road to recovery.

3. The Council further intends that:

- a. Up to \$10,000 in financial assistance may be provided to any single eligible small business owner or nonprofit organization under this proviso.
- b. Assistance should be prioritized for businesses and nonprofit organizations who commit to not reducing wages and benefits provided prior to the COVID-19 emergency, and for business and nonprofit organizations who have historically, or recently, been unable to access other forms of assistance through state or federal programs available to support businesses, including businesses owned by Black, Indigenous, and people of color and those with limited English proficiency, and businesses in the creative industry. Any awards to those in the creative industry should be made in partnership with advocates in the creative industry sphere.
- c. For purposes of this proviso, an eligible “small business” is defined as a business with 25 or fewer full time equivalent employees (FTEs) and an eligible “nonprofit organization” is a nonprofit with 25 or fewer FTEs that provides community services that protect or enhance the health, safety, environment, or general welfare of people who live or work in Seattle.
- d. The Executive should develop eligibility criteria for small businesses who have been economically impacted by the COVID-19 crisis and for whom such assistance will provide economic benefits to the public by saving or creating jobs, moderating impacts to local tax

revenue by supporting continue operations of small businesses and ensuring that businesses can modify operations as necessary to comply with public health guidance. Criteria should include consideration of equitably distributing financial assistance to small businesses and nonprofit organizations located in neighborhoods across Seattle. Further, businesses that have previously received financial assistance from the City's Small Business Stabilization Fund are not eligible for additional assistance.

B. Of the funding appropriated to the Department of Education and Early Learning's Early Learning (BO-EE-IL100) Budget Summary Level in the 2020 Adopted Budget, \$2.4 million of the funds shall be used to address the economic hardship child care providers and their employees experience due to loss of income, layoffs and reduced work hours for a significant percentage of this workforce as a result of the COVID-19 crisis and may be used for no other purpose. The Council intends that:

1. Up to \$10,000 in financial assistance may be provided to (1) any single eligible family child care provider and (2) other licensed child care providers that adhere to labor laws and has a commitment to labor harmony, under this proviso.
2. Up to \$500 in financial assistance may be provided to any single eligible family, friends, and neighbors (FFN) child care provider under this proviso.
3. Assistance should be prioritized for child care providers who commit to not reducing wages and benefits provided prior to the COVID-19 emergency, and for providers who have historically, or recently, been unable to access other forms of assistance through state or federal programs available to support businesses.
4. For purposes of this ordinance (1) family child care is generally defined as licensed child care for mixed-age children and youth (0-12 years) provided by individuals operating in residential homes; and (2) FFN child care is generally defined as an individual who is exempt from child care licensing requirements and provides in-home child care. FFN providers include

grandparents, aunts and uncles, elders, older siblings, friends, neighbors, and others who help families by providing child care.

5. The Executive should develop eligibility criteria for child care providers who have been economically impacted by the COVID-19 crisis and for whom such assistance will provide economic benefits to the public by saving or creating jobs, providing essential child care services as people return to work, and ensuring that child care providers can modify operations as necessary to comply with public health guidance.

C. Of the funding appropriated to the Human Services Department's Addressing Homelessness (BO-HS-H3000) Budget Summary Level in the 2020 Adopted Budget, \$3 million of the funds shall be used to address housing insecurity by supporting the ongoing service and operation costs of shelter providers. Eligible service and operating costs can include, but are not limited to: personal protective equipment, overtime or premium pay for staff, food service, or cleaning supplies.

D. Of the funding appropriated to the Office of Housing's Homeownership & Sustainability (BO-HU-2000) Budget Summary Level in the 2020 Adopted Budget, \$350,000 of the funds shall be used for mortgage counseling and foreclosure prevention programs, including costs for housing counselors, legal aid, service coordination, and direct financial assistance. The Council intends that the City will partner with CBOs that have a history of trust and success in reaching low-income communities, including experience reaching those who are traditionally marginalized or typically face barriers to enrolling in assistance programs, such as, but not limited to, language barriers, and other historically marginalized communities.

E. Of the funding appropriated to the Office of Immigrant and Refugee Affairs' (BO-IA-X1N00) Budget Summary Level in the 2020 Adopted Budget, \$8.3 million shall be for (1) direct financial assistance to Seattle's low-income immigrant and refugee workers and households who have experienced the economic impacts caused by the COVID-19 crisis, and (2) to advise potential recipients of this

temporary financial assistance to ensure it will not impact the recipients eligibility for, or result in loss of, any other income-tested benefits; and may be used for no other purpose. Furthermore, \$700,000 shall be for programs and services that provide language access support for low-income people who need help accessing and understanding federal, state and local assistance programs and may be spent for no other purpose. The Council intends the following:

1. Prior to the expenditure of any funds for direct financial assistance, the Executive will partner with CBOs who have a history of trust and success in reaching immigrant and refugee communities to provide such assistance, such as the organizations who worked with the City to distribute emergency grocery vouchers.
- 2 Assistance should include direct cash assistance, including pre-paid debit or credit cards, or other services to assist with basic living expenses. The maximum amount of financial assistance provided per individual will not exceed \$1,000.
3. CBOs will determine the eligibility, including criteria to confirm income eligibility, prioritizing those who experience structural or institutional barriers to accessing support from the government (e.g. language barriers, risk of deportation), are ineligible for other federal or state emergency assistance, or are receiving such assistance in a limited or delayed manner that does not meet their needs, or those who have had or whose families have had adverse health impacts from COVID. Requests for documentation of eligibility should comply with Seattle Municipal Code Section 4.18.015, should not impose an unnecessary burden on those applying for assistance, and should not unnecessarily delay the approval and distribution process.

G. Of the funding appropriated to the Office of Sustainability and Environment's Office of Sustainability and Environment (BO-SE-X1000) Budget Summary Level in the 2020 Adopted Budget, \$5.6 million shall be used to continue and expand the Emergency Grocery Voucher program

to allow more people participating in existing City programs to be served by this program and may be used for no other purpose. Existing City programs include, but are not limited to: Fresh Bucks, Utility Discount Program, Early Childhood Education and Assistance Program, Child Care Assistance Program, and the portion of the Seattle Preschool Program and the Pathway to Seattle Preschool Program that provide services to households that qualify for free tuition.

The Council intends that vouchers will be made available for use at grocery stores participating in the existing Emergency Grocery Voucher program and expanded to include other community grocers and farmers markets. The Council intends that the Executive will work with CBOs that currently enroll people in the Fresh Bucks program to expand the use of vouchers by identifying culturally appropriate neighborhood grocers to participate in the voucher program.

H. Of the funding appropriated to the Department of Finance and Administrative Services (FAS) City Finance (BO-FA-CITYFINAN) Budget Summary Level in the 2020 Adopted Budget, \$200,000 shall be used to implement and administer the payroll tax authorized in Ordinance 126108. This will ensure that proceeds from the payroll tax are collected and available to extend funding in 2021 for the COVID relief programs and services described in this ordinance and to replenish the Emergency Fund.

Section 3. Any action consistent with the authority of this ordinance taken prior to its effective date is ratified and confirmed.

Section 4. This ordinance shall take effect and be in force 30 days after its approval by the Mayor, but if not approved and returned by the Mayor within ten days after presentation, it shall take effect as provided by Seattle Municipal Code Section 1.04.020.

Passed by a 3/4 vote of all the members of the City Council the _____ day of _____, 2020, and signed by me in open session in authentication of its passage this

____ day of _____, 2020.

President _____ of the City Council

Approved by me this _____ day of _____, 2020.

Jenny A. Durkan, Mayor

Filed by me this _____ day of _____, 2020.

Monica Martinez Simmons, City Clerk

(Seal)

SUMMARY and FISCAL NOTE*

Department:	Dept. Contact/Phone:	CBO Contact/Phone:
CBO/LEG		Adam Schaefer / 4-8358

** Note that the Summary and Fiscal Note describes the version of the bill or resolution as introduced; final legislation including amendments may not be fully described.*

1. BILL SUMMARY

Legislation Title: AN ORDINANCE amending Ordinance 126000, which adopted the 2020 Budget; repealing Ordinance 126149; making appropriations from the Emergency Fund and General Fund for public assistance during the COVID-19 civil emergency; and ratifying and confirming certain prior acts; all by a 3/4 vote of the City Council.

Summary and background of the Legislation: This legislation amends the 2020 Adopted Budget to provide relief to people and small businesses in Seattle suffering from the COVID-19 pandemic and resulting economic downturn. It repeals an earlier appropriations bill and appropriates money to assure sufficient fiscal reserves will be available for use in 2021, as the pandemic and its impacts are anticipated to be felt well into the year.

2. CAPITAL IMPROVEMENT PROGRAM

Does this legislation create, fund, or amend a CIP Project? ☐ Yes ☐ No

3. SUMMARY OF FINANCIAL IMPLICATIONS

Does this legislation amend the Adopted Budget? ☒ Yes ☐ No

Appropriation change (\$):	General Fund \$		Other \$	
	2020	2021	2020	2021
	\$23,250,000		(\$37,147,433)	
Estimated revenue change (\$):	Revenue to General Fund		Revenue to Other Funds	
	2020	2021	2020	2021
Positions affected:	No. of Positions		Total FTE Change	
	2020	2021	2020	2021

Does the legislation have other financial impacts to the City of Seattle that are not reflected in the above, including direct or indirect, short-term or long-term costs?

No.

Is there financial cost or other impacts of *not* implementing the legislation?

The City may not have sufficient fiscal reserves to assist people and small businesses suffering from the impacts of the COVID-19 pandemic in 2021.

3.a. Appropriations

X This legislation adds, changes, or deletes appropriations.

Finance General	Emergency Fund (10102)	Appropriation to Special Funds (10102-BO-FG-2QA00)	\$19,852,567
Executive (Office of Economic Development)	General Fund (00100)	Business Services (00100-BO-ED-X1D00)	\$2,700,000
Department of Education and Early Learning	General Fund (00100)	Early Learning (00100-BO-EE-IL100)	\$2,400,000
Human Services Department	General Fund (00100)	Addressing Homelessness (00100-BO-HS-H3000)	\$3,000,000
Executive (Office of Housing)	General Fund (00100)	Homeownership & Sustainability (00100-BO-HU-2000)	\$350,000
Executive (Office of Immigrant and Refugee Affairs)	General Fund (00100)	Office of Immigrant and Refugee Affairs (00100-BO-IA-X1N00)	\$9,000,000
Executive (Office of Sustainability & Environment)	General Fund (00100)	Office of Sustainability and Environment (00100-BO-SE-X1000)	\$5,600,000
Finance and Administrative Services	General Fund (00100)	Finance and Administrative Services (City Finance (00100-BO-FA-CITYFINAN)	\$200,000
Grand Total			\$43,102,567

Is this change one-time or ongoing?

While this is a one-time appropriation, the 2021 Proposed Budget will contain additional funds to be used for similar purposes in 2021.

Appropriations Notes: Any appropriated funds that are unspent in 2020 will carry forward to be used for similar purposes in 2021.

3.b. Revenues/Reimbursements

_____ This legislation adds, changes, or deletes revenues or reimbursements.

Revenue/Reimbursement Notes: Emergency Fund will be repaid with revenues generated from the new payroll tax. These revenues are anticipated in 2021.

3.c. Positions

_____ This legislation adds, changes, or deletes positions.

4. OTHER IMPLICATIONS

a. Does this legislation affect any departments besides the originating department?

Yes, appropriations are adjusted for the Office of Economic Development, the Department of Education and Early Learning, Human Services Department, Office of Housing, Office of Immigrant and Refugee Affairs, Office of Sustainability and Environment, and Department of Finance and Administrative Services.

b. Is a public hearing required for this legislation?

No.

c. Does this legislation require landlords or sellers of real property to provide information regarding the property to a buyer or tenant?

No.

d. Is publication of notice with *The Daily Journal of Commerce* and/or *The Seattle Times* required for this legislation?

No.

e. Does this legislation affect a piece of property?

No.

f. Please describe any perceived implication for the principles of the Race and Social Justice Initiative. Does this legislation impact vulnerable or historically disadvantaged communities? What is the Language Access plan for any communications to the public?

This legislation will provide funding to assist low income households (disproportionately represented by people of color), immigrant and refugee households, and small businesses significantly impacted by the COVID-19 pandemic. The loss of employment, health impacts, etc. related to the COVID-19 pandemic are having significant impacts for these households and businesses. State and Federal assistance is inadequate to meet the immediate needs and therefore the City must step in to provide resources to assist. This legislation will also preserve fiscal reserves for 2021 to meet need that is anticipated then.

- g. If this legislation includes a new initiative or a major programmatic expansion: What are the specific long-term and measurable goal(s) of the program? How will this legislation help achieve the program's desired goal(s).**

N/a

List attachments/exhibits below:



Legislation Text

File #: CB 119912, **Version:** 1

CITY OF SEATTLE

ORDINANCE _____

COUNCIL BILL _____

AN ORDINANCE relating to the 2021 Budget; authorizing Department directors to accept anticipated future grants and enter into revenue-backed service contracts to support appropriations in the 2021 Budget. WHEREAS, most grants to City departments are accepted in the quarterly supplemental budget ordinances, but

several are recurring and are assumed to be renewed in the annual budget; and

WHEREAS, grant appropriations typically carry forward unspent appropriation, backed by the revenue previously received; NOW, THEREFORE,

BE IT ORDAINED BY THE CITY OF SEATTLE AS FOLLOWS:

Section 1. Attachment A to this ordinance lists approximate appropriation amounts in the 2021 Budget (introduced as Council Bill _____) that are backed by anticipated future grants and service contracts. The Directors of City Departments listed in Attachment A are authorized to accept grants or revenue-backed service contracts consistent with the appropriations listed. Unspent funds so appropriated shall carry forward to subsequent fiscal years until they are exhausted or abandoned by ordinance.

Section 2. This ordinance shall take effect and be in force 30 days after its approval by the Mayor, but if not approved and returned by the Mayor within ten days after presentation, it shall take effect as provided by Seattle Municipal Code Section 1.04.020.

Passed by the City Council the _____ day of _____, 2020, and signed by me in open session in authentication of its passage this _____ day of _____, 2020.

President _____ of the City Council

Approved by me this _____ day of _____, 2020.

Jenny A. Durkan, Mayor

Filed by me this _____ day of _____, 2020.

Monica Martinez Simmons, City Clerk

(Seal)

Attachments:

Attachment A - 2021 Proposed Budget Grant Acceptance Detail Table

2021 Budget Grant Acceptance Detail Table

Item	Department	Fund	Grant/Service Contract Title	Description	2021 Budget
1.1	Department of Education and Early Learning	00100 - General Fund	Washington State DCYF ECEAP Grant	Early Childhood Education Assistance Program	4,454,629
1.2	Department of Education and Early Learning	00100 - General Fund	USDOE Upward Bound Grant	Pre-college academic assistance for low-income/first generation students	501,282
1.3	Human Services Department	16200 - Human Services Fund	TXIX Admin Claiming Grant	Federal indirect medicaid grant for older adult programs	999,882
1.4	Human Services Department	16200 - Human Services Fund	Childcare Bonus Funds	City funds to support Childcare facility projects	500,771
1.5	Human Services Department	16200 - Human Services Fund	Childcare Nutrition Grant	Federal indirect grant for nutritional support at childcare programs	1,432,394
1.6	Human Services Department	16200 - Human Services Fund	Community Development Block Grant	Federal grant that supports a suitable living environment for low income persons	5,097,164
1.7	Human Services Department	16200 - Human Services Fund	Title VII Elder Abuse Grant	Federal indirect grant for prevention of elder abuse, neglect, and exploitation	17,887
1.8	Human Services Department	16200 - Human Services Fund	Medicaid Transformation Demonstration Fund Balance	Fund Balance from the Medicaid Transformation Demonstration project grant	300,000
1.9	Human Services Department	16200 - Human Services Fund	Title XIX Fund Balance	Fund balance from the Title XIX grant	500,000
1.10	Human Services Department	16200 - Human Services Fund	Emergency Solutions Grant	Federal grant to assist individuals and families regain stability in permanent housing	805,090
1.11	Human Services Department	16200 - Human Services Fund	COVID-19 Emergency Solutions Grant	Federal grant to support homeless individuals and those at risk of homelessness due to COVID-19	23,000,000
1.12	Human Services Department	16200 - Human Services Fund	Housing Opportunities for Persons with AIDS Grant	Federal grant that supports housing needs for individuals with HIV/AIDS	2,300,618

Item	Department	Fund	Grant/Service Contract Title	Description	2021 Budget
1.13	Human Services Department	16200 - Human Services Fund	Individual Provider & Agency Orientation Grant	Federal indirect grant that provides training for homecare workers	189,807
1.14	Human Services Department	16200 - Human Services Fund	King County Navigation Center	King County funding for the Navigation Center shelter	1,000,000
1.15	Human Services Department	16200 - Human Services Fund	King County Senior Levy - PEARLS Grant	King County funding for the PEARLS minor depression intervention program	353,704
1.16	Human Services Department	16200 - Human Services Fund	Kinship Care Grant	State grant for goods and services for Kinship caregivers	178,500
1.17	Human Services Department	16200 - Human Services Fund	Kinship Navigator Grant	State grant for kinship support services	90,019
1.18	Human Services Department	16200 - Human Services Fund	McKinney Grant	Federal grant for homelessness prevention and rehousing	24,458,258
1.19	Human Services Department	16200 - Human Services Fund	Medicaid Transformation Demonstration Grant	Federal indirect grant for a demonstration project for caregiver support services	2,628,954
1.20	Human Services Department	16200 - Human Services Fund	No Wrong Door Grant	Federal indirect grant for streamlining access to long-term services and supports for older adults	47,530
1.21	Human Services Department	16200 - Human Services Fund	Nutrition Services Incentive Program Grant	Federal indirect grant for nutrition programs for older adults	522,740
1.22	Human Services Department	16200 - Human Services Fund	Nurse Delegation Grant	Federal indirect grant for nurse delegation training for homecare workers	10,524
1.23	Human Services Department	16200 - Human Services Fund	Northwest Geriatric Enhancement Program Grant	Federal indirect grant for improving health outcomes of older adults	87,985
1.24	Human Services Department	16200 - Human Services Fund	Seattle Office of Housing Levy	City funds for homelessness prevention	2,330,788

Item	Department	Fund	Grant/Service Contract Title	Description	2021 Budget
1.25	Human Services Department	16200 - Human Services Fund	Respite Agency Worker Health Insurance Grant	State grant for health insurance coverage for Respite program homecare workers	264,246
1.26	Human Services Department	16200 - Human Services Fund	Redmond Fire Department Grant	City of Redmond funding for vulnerable adult response case management	25,000
1.27	Human Services Department	16200 - Human Services Fund	Senior Citizens Services Act Grant	State grant for supportive services for older adults	2,102,552
1.28	Human Services Department	16200 - Human Services Fund	State Family Caregiver Program Grant	State grant for caregiver support services	3,133,672
1.29	Human Services Department	16200 - Human Services Fund	Seattle Fire Department	Seattle Fire Department funding for vulnerable adult response case management	96,933
1.30	Human Services Department	16200 - Human Services Fund	Summer Food Service Program Grant	Federal indirect grant for summer nutrition program for children	504,500
1.31	Human Services Department	16200 - Human Services Fund	Seattle Housing Authority Grant	Seattle Housing Authority grant for case management support at housing buildings	369,112
1.32	Human Services Department	16200 - Human Services Fund	Sex Industry Victims Fund	Court fine funding for sexual assault victims services	93,780
1.33	Human Services Department	16200 - Human Services Fund	Senior Nutrition Grant	State grant for expanded senior nutrition services	165,279
1.34	Human Services Department	16200 - Human Services Fund	Senior Drug Education Grant	State grant for education to seniors on medicine and drug usage	17,780
1.35	Human Services Department	16200 - Human Services Fund	Senior Farmers Market Federal Grant	Federal grant for the Senior Farmers Market Nutrition Program	10,447
1.36	Human Services Department	16200 - Human Services Fund	Senior Farmers Market State Grant	State grant for the Senior Farmers Market Nutrition Program	22,408

Item	Department	Fund	Grant/Service Contract Title	Description	2021 Budget
1.37	Human Services Department	16200 - Human Services Fund	Interest on Cash Advance	Interest earned from the aging cash advance from WA state	19,000
1.38	Human Services Department	16200 - Human Services Fund	Title III-B Supportive Services Grant	Federal indirect grant for supportive services for older adults	2,269,630
1.39	Human Services Department	16200 - Human Services Fund	Title III-C1 Congregate Nutrition Grant	Federal indirect grant for congregate nutrition services for older adults	2,282,588
1.40	Human Services Department	16200 - Human Services Fund	Title III-C2 Home Delivered Nutrition Grant	Federal indirect grant for home delivered nutrition services for older adults	1,076,542
1.41	Human Services Department	16200 - Human Services Fund	Title III-D Health Promotion Grant	Federal indirect grant for health promotion programs for older adults	141,295
1.42	Human Services Department	16200 - Human Services Fund	Title III-E Caregiver Support Grant	Federal indirect grant for caregiver support programs for older adults	857,012
1.43	Human Services Department	16200 - Human Services Fund	Title XIX Case Management Grant	Federal indirect grant for case management services for adults with functional disabilities	24,898,450
1.44	Human Services Department	16200 - Human Services Fund	Training Wages Grant	Federal indirect grant for training wages for homecare workers	2,050,655
1.45	Human Services Department	16200 - Human Services Fund	Training Wages Respite Grant	Federal Indirect grant for training wages for Respite homecare workers	43,817
1.46	Human Services Department	16200 - Human Services Fund	Title III-B Supportive Services Grant	Federal indirect grant for supportive services for older adults	135,499
1.47	Human Services Department	16200 - Human Services Fund	Title III-C1 Congregate Nutrition Grant	Federal indirect grant for congregate nutrition services for older adults	18,756
1.48	Human Services Department	16200 - Human Services Fund	Title III-C2 Home Delivered Nutrition Grant	Federal indirect grant for home delivered nutrition services for older adults	9,668

Item	Department	Fund	Grant/Service Contract Title	Description	2021 Budget
1.49	Human Services Department	16200 - Human Services Fund	Title III-D Health Promotion Grant	Federal indirect grant for health promotion programs for older adults	891
1.50	Human Services Department	16200 - Human Services Fund	Title III-E Caregiver Support Grant	Federal indirect grant for caregiver support programs for older adults	91,279
1.51	Human Services Department	16200 - Human Services Fund	Title XIX Case Management Grant	Federal indirect grant for case management services for adults with functional disabilities	854,527
1.52	Human Services Department	16200 - Human Services Fund	Title XIX Case Management State Grant	State grant for case management services for adults with functional disabilities	854,526
1.53	Human Services Department	16200 - Human Services Fund	Urban Areas Security Initiative Grant	Federal indirect grant for building capacity to protect against and respond to acts of terrorism	122,500
1.54	Human Services Department	16200 - Human Services Fund	Utility Discount Program	City funds for the Utility Discount Program	1,619,211
1.55	Human Services Department	16200 - Human Services Fund	Veterans Directed Care Grant	Federal indirect grant for home and community based services for veterans	25,000
1.56	Office of Economic Development	00100 - General Fund	Community Development Block Grant	HUD grant that funds local community development activities with the stated goal of providing affordable housing, anti-poverty programs, and infrastructure development.	1,368,662
1.57	Office of Housing	16600 - Office of Housing Fund	Bonneville Power Administration 2020-2021 (10/1/2020-9/30/2021)	Department of Commerce grant provides funding for program administration and delivery of weatherization and repair services to improve energy efficiency, and provide health and safety benefits for Eligible Low-Income Persons/Participants in areas served by the Bonneville Power Administration in both single and multi-family buildings.	37,909
1.58	Office of Housing	16400 - Low Income Housing Fund	Bonneville Power Administration 2020-2021 (10/1/2020-9/30/2021)	Department of Commerce grant provides funding for program administration and delivery of weatherization and repair services to improve energy efficiency, and provide health and safety benefits for Eligible Low-Income Persons/Participants in areas served by the Bonneville Power Administration in both single and multi-family buildings.	95,091

Item	Department	Fund	Grant/Service Contract Title	Description	2021 Budget
1.59	Office of Housing	16400 - Low Income Housing Fund	Community Development Block Grant	HUD grant that funds local community development activities with the stated goal of providing affordable housing, anti-poverty programs, and infrastructure development.	440,278
1.60	Office of Housing	16600 - Office of Housing Fund	Community Development Block Grant	HUD grant that funds local community development activities with the stated goal of providing affordable housing, anti-poverty programs, and infrastructure development.	425,234
1.61	Office of Housing	16400 - Low Income Housing Fund	DOE 2019-2021 Grant (7/1/2019-6/30/2021)	Department of Commerce grant provides funding for administration and program support to perform a DOE-approved energy audit and complete weatherization in both single and multi-family residential dwelling units in the City of Seattle.	200,000
1.62	Office of Housing	16600 - Office of Housing Fund	DOE 2019-2021 Grant (7/1/2019-6/30/2021)	Department of Commerce grant provides funding for administration and program support to perform a DOE-approved energy audit and complete weatherization in both single and multi-family residential dwelling units in the City of Seattle.	73,087
1.63	Office of Housing	16400 - Low Income Housing Fund	HOME Investment Partnerships Program 2021 Grant (1/1/2021-12/31/2021)	HUD grant that supports decent and affordable housing, particularly for low- and very low-income Americans.	2,968,574
1.64	Office of Housing	16600 - Office of Housing Fund	HOME Investment Partnerships Program 2021 Grant (1/1/2021-12/31/2021)	HUD grant that supports decent and affordable housing, particularly for low- and very low-income Americans.	365,582
1.65	Office of Housing	16600 - Office of Housing Fund	Low Income Home Energy Assistance Program 2020-2021 (10/1/2020-9/30/2021)	Department of Commerce grant provides funding for program administration and delivery of weatherization services to provide cost-effective energy efficiency, and health and safety benefits to eligible low-income households in both single and multi-family dwelling units in the City of Seattle.	425,499
1.66	Office of Housing	16400 - Low Income Housing Fund	Low Income Home Energy Assistance Program 2020-2021 (10/1/2020-9/30/2021)	Department of Commerce grant provides funding for program administration and delivery of weatherization services to provide cost-effective energy efficiency, and health and safety benefits to eligible low-income households in both single and multi-family dwelling units in the City of Seattle.	650,000

Item	Department	Fund	Grant/Service Contract Title	Description	2021 Budget
1.67	Office of Housing	16400 - Low Income Housing Fund	MatchMaker 2019-2021 Grant (7/1/2019-6/30/2021)	Department of Commerce grant provides funding to improve the energy efficiency and health & safety of dwellings owned or occupied by eligible low-income persons/participants in both single and multi-family buildings in the city of Seattle. Grant also provides funds for administration and delivery of weatherization services, repair services, and to perform Plus Health activities.	650,000
1.68	Office of Housing	16600 - Office of Housing Fund	MatchMaker 2019-2021 Grant (7/1/2019-6/30/2021)	Department of Commerce grant provides funding to improve the energy efficiency and health & safety of dwellings owned or occupied by eligible low-income persons/participants in both single and multi-family buildings in the city of Seattle. Grant also provides funds for administration and delivery of weatherization services, repair services, and to perform Plus Health activities.	152,566
1.69	Office of Housing	16400 - Low Income Housing Fund	Seattle City Light 2021 Funding (1/1/2021-12/31/2021)	Funding for program administration and delivery of weatherization and repair services to improve energy efficiency, and provide health and safety benefits for Eligible Low-Income Persons/Participants in areas served by Seattle City Light in both single and multi-family buildings.	1,707,000
1.70	Office of Housing	16600 - Office of Housing Fund	Seattle City Light 2021 Funding (1/1/2021-12/31/2021)	Funding for program administration and delivery of weatherization and repair services to improve energy efficiency, and provide health and safety benefits for Eligible Low-Income Persons/Participants in areas served by Seattle City Light in both single and multi-family buildings.	565,546
1.71	Office of Immigrant and Refugee Affairs	00100 - General Fund	Community Development Block Grant	HUD grant that funds local community development activities with the stated goal of providing affordable housing, anti-poverty programs, and infrastructure development.	650,200
1.72	Office of Planning and Community Development	00100 - General Fund	Community Development Block Grant	HUD grant that funds local community development activities with the stated goal of providing affordable housing, anti-poverty programs, and infrastructure development.	430,000
1.73	Seattle Department of Transportation	13000 - Transportation Fund	Delridge to Burien RapidRide Line 2017-2021	RMG funding to help construct a new RapidRide route serving the Delridge Way corridor in Seattle and Burien. Project components include real-time information signs, bus benches, shelters, trash facilities, pedestrian-scale lighting, and off-board fare payment.	2,899,658

Item	Department	Fund	Grant/Service Contract Title	Description	2021 Budget
1.74	Seattle Department of Transportation	13000 - Transportation Fund	Fairview Avenue E 2017-2021	TIB funding to support replacing the existing Fairview Bridges with a single new bridge which includes wider travel lanes, pedestrian walkway, a protected two-way bicycle lane and improved lighting, landscaping and signage.	469,952
1.75	Seattle Department of Transportation	13000 - Transportation Fund	South Lander Street Grade Separation Project 2017-2021	FMSIB funding to support construction of the S Lander St Grade Separation, which will cross over BNSF mainline tracks between 1st Ave S and 4th Ave S.	351,918
1.76	Seattle Department of Transportation	13000 - Transportation Fund	South Lander Grade Separation and Railroad Safety Project 2017-2021	FRA funding to support construction of the S Lander St Grade Separation, which will cross over BNSF mainline tracks between 1st Ave S and 4th Ave S.	4,595,498
1.77	Seattle Department of Transportation	13000 - Transportation Fund	S Lander Street, 1st Ave S to 4th Ave S 2017-2021	TIB funding to support construction of the S Lander St Grade Separation, which will cross over BNSF mainline tracks between 1st Ave S and 4th Ave S.	64,514
1.78	Seattle Department of Transportation	13000 - Transportation Fund	Standardized Pedestrian Wayfinding System 2017-2021	Transit Coordination state funding to provide planning funding to create the foundation for a standardized pedestrian wayfinding system.	543,500
1.79	Seattle Department of Transportation	13000 - Transportation Fund	Making the Business Case for Smart, Shared and Sustainable Mobility Services 2019-2021	DOE federal funding to support targeted outreach and marketing in order to promote electric transportation to shared mobility services.	155,626
1.80	Seattle Department of Transportation	13000 - Transportation Fund	NE 117th St Intersection Redesign and Sidewalk 2020-2021	SRTS federal funding to construct intersection improvements including a traffic signal, pedestrian countdown, audible pedestrian signal, signal backplates, curb ramps, median island, and protected bicycle crossing.	199,924
1.81	Seattle Parks and Recreation	10200 - Park And Recreation Fund	Community Development Block Grant	HUD grant that funds local community development activities with the stated goal of providing affordable housing, anti-poverty programs, and infrastructure development.	808,000

SUMMARY and FISCAL NOTE*

Department:	Dept. Contact/Phone:	CBO Contact/Phone:
City Budget Office		Katherine Tassery/206-615-0703

** Note that the Summary and Fiscal Note describes the version of the bill or resolution as introduced; final legislation including amendments may not be fully described.*

1. BILL SUMMARY

Legislation Title: AN ORDINANCE relating to the 2021 Budget; authorizing Department directors to accept anticipated future grants and enter into revenue-backed service contracts to support appropriations in the 2021 Budget.

Summary and background of the Legislation: This bill authorizes City Department directors to accept grants and enter into revenue-backed service contracts anticipated as part of the 2021 Budget. Several departments routinely receive reliable funds from federal and state governments and other sources. The 2021 Budget relies on these revenues to back appropriations. Additionally, the appropriations backed by these sources will carry forward to subsequent budget years until exhausted.

2. CAPITAL IMPROVEMENT PROGRAM

Does this legislation create, fund, or amend a CIP Project? ___ Yes ___X No

3. SUMMARY OF FINANCIAL IMPLICATIONS

Does this legislation amend the Adopted Budget? ___ Yes ___X No

Does the legislation have other financial impacts to the City of Seattle that are not reflected in the above, including direct or indirect, short-term or long-term costs?
No.

Is there financial cost or other impacts of *not* implementing the legislation?
Not authorizing directors to accept these grants would impact the resources available to the City in 2021.

3.a. Appropriations

___ **This legislation adds, changes, or deletes appropriations.**

Appropriations Notes: The 2021 Budget contains appropriations backed by the anticipated grants authorized in this bill.

3.b. Revenues/Reimbursements

X This legislation adds, changes, or deletes revenues or reimbursements.

Revenue/Reimbursement Notes: See Attachment A to the ordinance for a list of all of the revenues anticipated as a result of this legislation.

4. OTHER IMPLICATIONS

- a. **Does this legislation affect any departments besides the originating department?**
Several City Departments are authorized to accept future revenue as a result of this legislation.
- b. **Is a public hearing required for this legislation?**
No.
- c. **Does this legislation require landlords or sellers of real property to provide information regarding the property to a buyer or tenant?**
No.
- d. **Is publication of notice with *The Daily Journal of Commerce* and/or *The Seattle Times* required for this legislation?**
No.
- e. **Does this legislation affect a piece of property?**
No.
- f. **Please describe any perceived implication for the principles of the Race and Social Justice Initiative. Does this legislation impact vulnerable or historically disadvantaged communities? What is the Language Access plan for any communications to the public?**
The revenues anticipated in this bill support a wide variety of City programs.
- g. **If this legislation includes a new initiative or a major programmatic expansion: What are the specific long-term and measurable goal(s) of the program? How will this legislation help achieve the program's desired goal(s).**
N/A

List attachments/exhibits below:



Legislation Text

File #: CB 119913, Version: 1

CITY OF SEATTLE

ORDINANCE _____

COUNCIL BILL _____

AN ORDINANCE relating to fees and charges for permits and activities of the Seattle Department of Construction and Inspections, related fees by other departments, and technical corrections; amending Sections 22.900C.010, 22.900D.090, 22.900D.100, 22.900D.150, and 22.900G.010 of the Seattle Municipal Code (SMC); and repealing Section 22.900E.060 of the SMC.

BE IT ORDAINED BY THE CITY OF SEATTLE AS FOLLOWS:

Section 1. Section 22.900C.010 of the Seattle Municipal Code, last amended by Ordinance 125982, is amended as follows:

22.900C.010 Land use fees

* * *

Table C-1 for 22.900C.010-LAND USE FEES**A. MASTER USE PERMIT, ENVIRONMENTAL CRITICAL AREAS, CITY COUNCIL, APPROVALS**

Hours worked beyond those covered by minimum will be charged the Land Use hourly rate, unless otherwise specified at time of invoice.

Type of Land Use Review	Minimum Fee
General-first 10 hours of review	Land Use Hourly × 10
Low-Income Housing-first 24 hours of review ¹	Land Use Hourly × 10

1. Administrative conditional uses (ACUs) ACUs for community centers, child care centers, adult day care centers, religious facilities, and public and private libraries in single-family and multi-family zones shall be charged for the first 20 hours. Additional hours shall be charged at the Land Use hourly rate. This exception applies to ACU only, or an ACU combined with a variance application.

2. Design Review The minimum fee for Administrative Design Review, Master Planned Community Design Review is \$3,940. The minimum fee for full Design Review is \$7,880, which covers the minimum fee for subsection 15 of this Table C-1 for 22.900C.010 for fees related to Design Review for Tree Protection.

3. Environmental reviews (SEPA), including projects with more than one addressed site.

4. Environmentally critical areas (ECA)	
a. Environmentally Critical Areas variance ²	
b. ECA Exception	
c. Environmentally Critical Areas Administrative Conditional Use	
5. Shoreline permits	
a. Substantial development permits	
b. Variances ² and conditional uses	
6. Short subdivisions ³ ; refer to subsection 10 of Table D-2 for 22.900D.010 for additional fees t	
7. Special exceptions	
8. Variances ² Variances for community centers, childcare centers, adult care centers, private sch and private libraries in single-family and multi-family zones shall be charged a minimum fee of \$ Additional hours shall be charged at the Land Use hourly rate. This exception applies if the appli variance combined only with an ACU application.	
9. Type II land use approvals such as, but not limited to, planned community/residential develop and other Type II approvals that are not categorized otherwise in this Table C-1 for 22.900C.010	
10. The minimum fee for Council conditional uses, Rezones, Public Projects, and all other Type shall be \$7,880, which covers the first 20 hours of review.	
11. Full subdivisions ⁴ ; refer to subsection 10 of Table D-2 for 22.900D.010 for additional fees t	
12. Reserved	
13. Reserved	
B. MISCELLANEOUS HOURLY LAND USE REVIEWS, RESEARCH, AND OTHER SE	
Hours worked beyond those covered by minimum will be charged the Land Use hourly rate, unles time of invoice.	
Type of Land Use Review	Minimum Land Use Review Fee
14. Concurrency	Reserved
15. Design Review for Tree Protection ⁵	
a. Design review required by Section 25.11.070 25.11.080 to protect exceptional tree if no other are required	Land Use Hourly × 10
b. Design review elected by applicant for tree p	Land Use Hourly × 10
16. Other Environmentally Critical Area (ECA) and site visit under Chapter 25.09 or Chapter 23 but not limited to:	Land Use Hourly × 1
a. ECA review for Wetlands, Fish, & Wildlife Conservation Areas on land use or construction charged on an hourly basis	

b. Review to determine Environmentally Critical for Wetlands and Riparian Corridor and Shoreline charged on an hourly basis	
c. Other miscellaneous ECA reviews, inspection required by code or as a condition of approval shall be charged on an hourly basis	
17. Early design guidance	Land Use Hourly × 10
18. Establishing use for the record: Refer to subsection D-2 for 22.900D.010 for additional fees that may apply to this permit type	Land Use Hourly × 2
19. Extensions of Type IV Council Land Use Development	Land Use Hourly × 2
20. Land Use Code Interpretations ⁶	Land Use Hourly × 10
21. Letters for detailed zoning analysis or permit	Land Use Hourly × 4
22. Lot Boundary Adjustment, Temporary Use > subsection 10 of Table D-2 for 22.900D.010 for that may apply to this permit type	Land Use Hourly × 5
23. Major Institution - review of annual plan	Land Use Hourly × 6
24. Major phased development permit - minor amendment	Land Use Hourly × 2
25. Neighborhood planning	Reserved
26. Noise survey review and variance	See Table F-2 for 22.900F.020, Noise Fees
27. Open space remainder lots and surplus state	Land Use Hourly × 4
28. Pre-application conference ⁷	Land Use Hourly × 2
29. Property Use and Development Agreement (amendment)	Land Use Hourly × 2
30. Public benefit feature review	Land Use Hourly × 2
31. Renewals	Land Use Hourly × 2
32. Revisions other than shoreline revisions	Land Use Hourly × 1
33. School use and school development advisory reviews	Land Use Hourly × 10
34. Shoreline exemptions	Land Use Hourly × 1
35. Shoreline permit revisions not due to required	Land Use Hourly × 2
36. Special accommodation	Land Use Hourly × 2
37. Structural building overhangs and areaways component	Land Use Hourly × 2

38. Tree and Vegetation Restoration Review in minimum threshold where SEPA is not required restoration (subsection 25.09.070.E.1.b)	Land Use Hourly × 2
39. Street Improvement Exceptions on a Land Use	Land Use Hourly × 2
40. Hazardous Tree Removal	Land Use Hourly × 1
41. Zoning Coaching	Land Use Hourly × 1
C. NON-HOURLY LAND USE FEES	
Type of Land Use Review	Fee
((41)) 42. Curb cuts as a separate component	
a. Single-family residential	\$94.65 each
b. Other than single-family residential	\$187.15 each
((42)) 43. File Management	SDCI Base Fee × 1
a. Placing projects on hold at applicant request	
b. Splitting or combining projects	
((43)) 44. Intake appointments for land use review for each occurrence	SDCI Base Fee × 1
((44)) 45. Notice. All notice is charged based up occurrence. ⁸	
a. Land use information bulletin (GMR notice)	SDCI Base Fee × 1
b. Posting large sign or placards	\$143.10
c. Mailed notice	SDCI Base Fee per 500 pieces of mail or portions thereof
d. DJC decision publication	\$224.50
e. Neighborhood newspaper publication	Rate charged by newspaper
f. Public meeting room rental	\$144.20
((45)) 46. Rebuild Letters	
a. With research	SDCI Base Fee × 1
b. Without research	\$48.40
((46)) 47. Records research by the Public Resources	SDCI Base Fee × 1
((47)) 48. Recording Fees, for LBA or Short Sub	Rate charged by King County ⁹
((48)) 49. Shoreline Extensions	SDCI Base Fee × 1
((49. Zoning Coaching))	((SDCI Base Fee × 1))

Footnotes to Table C-1 for 22.900C.010: ¹ For purposes of these land use fees, low-income housing is defined as "housing, low income" in Section 23.84A.016; and (2) where at least 50 percent of the structure on the site is committed to low-income housing use for at least 20 years. ² The single variance fee applies whether the project requires one or multiple variances. ³ Includes short subdivisions in environmentally critical areas. ⁵ This fee applies if design review is required and the application has no other review under Items 1-14. ⁶ The fees for interpretation of rules 25.21, 25.22, 25.24, and 25.30 shall be collected by the Director of the Department of Neighborhoods. The conference fee covers a one-hour conference and one hour of research and/or follow-up review time of two hours. Additional pre-application review time will be charged at the Land Use hourly rate. ⁸ Additional notice may be given in circumstances including but not limited to the following: reissuance of signs; reposting of the land use review or environmental signs; new component reviews added subsequent to revised decisions; and changes to the scope of the project. ⁹ Recording fees will be charged the same as by King County at the time of document recording.

Section 2. Section 22.900D.090 of the Seattle Municipal Code, last amended by Ordinance 125982, is amended as follows:

22.900D.090 Permit fees for mechanical equipment and systems, other than boilers and pressure vessels and refrigeration systems

* * *

Table D-8 for 22.900D.090 - PERMIT FEES FOR MECHANICAL EQUIPMENT	
Type of Installation	Fee
Forced air, gravity-type, or floor furnace, gas or oil burner, heat pump, recessed wall heater or floor heater, wall furnace, circulating heater or woodstove insert including ducts and burners attached thereto	(\$148.20) <u>\$118.55</u> per unit
New gas or oil burners and newly installed used gas or oil burners ¹	\$148.20 per unit
Appliance vents Class A, B, BW, or L if installed separately	\$117.50 per unit
Mechanical air-moving systems	See Table D-2 for 22.900D.010
Appliances or equipment or other work not classified in the above categories, or for which no other fee is listed	Hourly at the SDCI hourly rate. Minimum of 1/2 hour
Footnote to Table D-8 for 22.900D.090 ¹ See Table D-12 for 22.900D.110 for rates for burners	

Section 3. Section 22.900D.100 of the Seattle Municipal Code, last amended by Ordinance 125982, is amended as follows:

22.900D.100 Refrigeration equipment and systems

* * *

Table D-10 for 22.900D.100 - REFRIGERATION PERMIT FEES ¹	
Type or Size of System/Equipment	Fee
Basic fee ²	(((\$69.85)) <u>\$55.90</u>
Additional installation fee per compressor	
0-5 tons	\$69.85
6-25 tons	\$141.85
26-100 tons	\$265.65
101-500 tons	\$374.65
Over 500 tons	\$455.10
Repair and alteration (value of work)	
\$0 - \$1,000	\$69.85
\$1,001 - \$5,000	\$101.60
\$5,001 - \$10,000	\$175.70
Over \$10,000	\$173.55 plus \$69.85 each \$5,000 or fraction the of valuation above \$10,000
Footnotes to Table D-10 for 22.900D.100 ¹ Where the application for permit shows horsepower rather than cooling tonnage, the fees of this table shall apply at a rate of one horsepower equals one ton of cooling capacity. ² The basic fee applies to new installations, repairs, and alterations.	

Section 4. Section 22.900D.150 of the Seattle Municipal Code, last amended by Ordinance 125982, is amended as follows:

22.900D.150 Electrical permit fees

* * *

Table D-15
for
22.900D.150
-
ELECTRIC
AL
PERMIT
FEES
(When
Plans Are
Not
Required)

1.
Administrat
ive Fee

a. An
administrativ
e fee of ((\$
~~72.95~~))
\$65.65 will
be charged
in addition to
the other
fees
specified in
this table for
all items
except
subsection 9
of this Table
D-15 for
22.900D.150
.

b. A change
fee of \$58.60
will be
charged if
work is
added to an
issued
permit and if
other
information
is changed.

2. Services	Size	Fee
a. Services (installation, relocation, and temporary installations ; size based on conductor ampacity); service fees includes connection to one panel board when a service disconnect is provided ahead of the panel board	1-125A	1/2 × base fee

	126-200A	$\frac{3}{4} \times$ base fee
	201-300A	$1 \times$ base fee
	301-399A	$1.5 \times$ base fee
	400-599A	$2 \times$ base fee
b. Service e repair (master and meter base only)	Any	$\frac{1}{2} \times$ base fee

c. Temp orary constr uction power for single - famil y reside nce; Ufer groun d inspec tion is includ ed only if the Ufer install ation inspec tion is condu cted at the same time as the tempo rary power inspec tion	Any	$1/2 \times$ base fe
d. Ufer install ation only	Any	Administrati

e. Under ground work (race ways only)	Any	1 × base fee
f. Under ground work (race ways only)	Any	1/2 × base fee
g. SCL Service Meter Project	Any	1/2 × base fee Administrative
3. Feeders ¹		
	Size	120v-480v
	15-25A	\$17.10
	30-50A	\$35.45
	60-125A	1/2 × base fee
	150A & less	3/4 × base fee
	400A	plan review required
4. Connections, Devices, and Branch Circuits ²		
a. Connections		Fee

Light outlet, switches, dimmers, receptacles, luminaires, residential-type fans	\$2.15 each
Track lighting or multi-outlet assembly	\$2.15 for each
b. Devices and Branch Circuits	Fee
Non-electrical furnace	\$17.15 each
Dedicated appliances & utilization circuits (cord and plug or direct wired):	
(15-50A) Ranges, water heaters, etc.	\$17.15 each
Floodlight ³	\$7.80 each
Sign circuit (required for commercial spaces)	\$44.20 each

5. Transformer Installations³	Fee
Up to 300 VA	\$7.80
300 VA to 6 KVA	\$17.15
7 KVA to 15 KVA	\$52.50
16 KVA to 45 KVA	$1/2 \times \text{base fee}$
46 KVA to 112.5 KVA	$3/4 \times \text{base fee}$
≥ 113 KVA	$1 \times \text{base fee}$
6. Motor Installations	Fee
Up to 1/3 HP	\$7.80
1/3 HP to 3/4 HP	\$17.15
1 HP to 3 HP	\$25.70
4 HP to 5 HP	\$33.40
6 HP to 20 HP	$1/4 \times \text{base fee}$
21 HP to 50 HP	$1/2 \times \text{base fee}$
≥ 51 HP	$3/4 \times \text{base fee}$
7. Electrical Furnaces and Heaters	Fee
Up to 2 KW	\$7.80

2 KW to 5 KW	\$17.15
6 KW to 15 KW	\$22.10
16 KW to 30 KW	$1/4 \times$ base fe
31 KW to 100 KW	$1/2 \times$ base fe
≥ 101 KW	$3/4 \times$ base fe
8. Low-voltage and Communication Systems	Fee
a. Low-voltage systems ⁵ - sound systems, security systems, fire alarms, nurse call, industrial controls, and similar	Requires sep each system
Control unit	\$13.35 each
Device (activating, horn, alarm, etc.)	\$2.15 each
Control systems (> 100 volts) shall be based on the feeder schedule.	

b. Communications systems ⁶ - voice cable, data cable, coaxial cable, fiber optics, and similar	The maximum
Control unit	\$13.35
Outlet	\$2.15 each
9. Special Events	
a. Inspections occurring during normal business hours - Hourly at the SDCI hourly rate; minimum 1/2 hour	
b. Inspections occurring outside normal business hours - Hourly at the SDCI hourly rate; minimum 1 1/2 hour	

10. Inspection s for which no other fee is listed; including but not limited to Condition al Work and "Get Started" permits	Fee
Each	Hourly at the minimum 1/2
11. Renewable Energy Systems (photovolt aic, wind power generation , etc.)	Fee
0 KW to 7.7 KW	$3/4 \times$ base fe
> 7.7 KW to 26 KW	$1 \times$ base fee
Over 26 KW	Plan review
12. Size overcurre nt protection for Electrical Vehicle (EV) charging stations	

Select fee for each charger to be installed.	Charging Station Level 2A (120-240 V)	Charging Station Level 3
15 TO 25 AM P CH G STA TION	\$17.05	$1/4 \times$ base fee
30 TO 50 AM P CH G STA TION	\$35.70	$1/4 \times$ base fee
60 TO 125 AM P CH G STA TION	$1/2 \times$ base fee	$1/2 \times$ base fee

150 TO 225 AM P CH G STA TIO N	$\frac{3}{4} \times$ base fee	$1 \times$ base fee
250 TO 400 AM P CH G STA TIO N	Requires plan review.	Requires plan review.
OV ER 450 AM P CH G STA TIO N	Requires plan review.	Requires plan review.
13. Selective Coordination Study Review - SDCI hourly rate, 1 hour minimum		

**Footnotes to
Table D-15
for**

22.900D.150

¹ Feeders
will be
charged only
for (a)
subpanels,
(b)
distribution
panels, and
(c) branch
circuits of 60
amperes or
over. ² The
residential
light outlet
fee includes
the
luminaire. ³
Outdoor area
lighting
(parking lots,
streets, etc.).
The
floodlight
fee is
charged per
luminaire. ⁴
The
transformer
fee includes
the primary
feeder and
one
secondary
feeder up to
and
including the
first
panelboard
or
disconnect.
Additional

secondary
panelboards
or
disconnectin
g means are
charged at
the
appropriate
feeder rate. ⁵
Low-voltage
systems
include, but
are not
limited to,
systems
listed in
Chapter 7 of
the Seattle
Electrical
Code.
Exempt:
Residential
wireless
security
systems. ⁶
Communicat
ion systems
include, but
are not
limited to,
systems
listed in
Article 770
and Chapter
8 of the
Seattle
Electrical
Code.

Section 5. Section 22.900E.060 of the Seattle Municipal Code, last amended by Ordinance 125982, is repealed:

((22.900E.060 Registration of special inspectors

~~A. The fee for the initial examination of an applicant for registration as a registered special inspector, including the special inspector certificate of registration, shall be charged at the rate of 1.5 times the base fee.~~

~~B. Special inspectors who wish to be registered for additional categories shall take an examination for each new category. The fee for each additional examination shall be charged at the rate of one times the base fee.~~

~~C. The fee for renewal of a special inspector certificate of registration covering one or more types of inspection for which the registrant has been qualified is \$60.50.~~

~~D. The fee for a special inspector to repeat an examination shall be charged at the rate of one times the base fee.))~~

Section 6. Section 22.900G.010 of the Seattle Municipal Code, last amended by Ordinance 125704, is amended as follows:

22.900G.010 Fees for Department of Neighborhoods review

The following fees shall be collected by the Director of the Department of Neighborhoods and deposited in the General Fund unless otherwise specified.

A. Certificate of ~~((Approval Fees))~~ approval fees. There is a charge for a certificate of approval as required by all applicable ordinances for the construction or alteration of property in a designated special review district, Landmark, Landmark District, or historic district of \$25 for construction costs of \$1,500 or less, plus \$10 for each additional \$5,000 of construction costs, up to a maximum fee of \$20,000, except that the maximum fee for a certificate of approval shall be \$4,000 if for construction or alteration involving: a structure and retaining some portion of that structure; or a new or existing structure including housing financed, in whole or in part, by public funding; or a new or existing structure that elects the MHA performance option according

to Sections 23.58B.050 or 23.58C.050. If an applicant applies for a certificate of approval for the preliminary design of a project and later applies for a certificate of approval for a subsequent phase or phases of the same project, a fee shall only be charged for the first application. There is an additional charge of \$25 for a certificate of use approval in the Pioneer Square Preservation District, the Pike Place Market Historical District, and the International Special Review District.

B. Special (~~(Valuation Program for Historic Properties)~~) valuation program for historic properties.

There is a charge of \$250 for review by the Seattle Landmarks Preservation Board of applications for special tax valuation for historic properties pursuant to the Historic Property Act (chapter 84.26 RCW (~~(Chapter 84.26~~))). A fee for Board review of proposed alterations to historic properties shall be charged according to the schedule of fees set forth in subsection 22.900G.010.A (~~((Certificate of Approval Fees))~~).

C. Public School Citizen Advisory Committee (~~(Fees)~~) fees. There is a charge of (~~(\$100)~~) \$123 an hour for convening and staffing School Use Citizen Advisory Committees and School Departure Citizen Advisory Committees.

D. Major Institution Citizen Advisory Committee (~~(Fees)~~) fees. The fee for convening and staffing of Citizen Advisory Committees for the routine annual review of approved master plans and/or the review of master plan amendments is (~~(\$100)~~) \$123 an hour. The fee for convening and staffing of Citizen Advisory Committees for new master plans and for amendments to master plans is (~~(\$100)~~) \$123 an hour.

E. Environmental (SEPA) review of projects. Review of referrals pursuant to subsections 25.05.675.H.2.c and 25.05.675.H.2.d by the City Historic Preservation Officer is charged at (~~(\$288)~~) \$394 an hour.

F. Landmark reviews. Review of a building, site, or object's eligibility as a Seattle landmark pursuant to subsection 25.05.800.B or upon request is charged at (~~(\$288)~~) \$394 an hour.

G. Requests for reviewing character structure TDP sending sites in the Pike/Pine Conservation Overlay District. The Department of Neighborhoods' hourly review fee is (~~(\$288)~~) \$394 an hour for determining

whether a character structure may, if requested by a property owner, be added to the list of character structures in the Seattle Department of Construction and Inspections Director's Rule promulgated according to Section 23.73.005.

Section 7. Sections 1 through 6 of this ordinance shall take effect on January 1, 2021.

Section 8. This ordinance shall take effect and be in force 30 days after its approval by the Mayor, but if not approved and returned by the Mayor within ten days after presentation, it shall take effect as provided by Seattle Municipal Code Section 1.04.020.

Passed by the City Council the _____ day of _____, 2020, and signed by me in open session in authentication of its passage this _____ day of _____, 2020.

President _____ of the City Council

Approved by me this _____ day of _____, 2020.

Jenny A. Durkan, Mayor

Filed by me this _____ day of _____, 2020.

Monica Martinez Simmons, City Clerk

(Seal)

SUMMARY and FISCAL NOTE*

Department:	Dept. Contact/Phone:	CBO Contact/Phone:
SDCI	Shane Muchow/206-684-7396	Christie Parker / 206-684-5211

** Note that the Summary and Fiscal Note describes the version of the bill or resolution as introduced; final legislation including amendments may not be fully described.*

1. BILL SUMMARY

Legislation Title: AN ORDINANCE relating to fees and charges for permits and activities of the Seattle Department of Construction and Inspections, related fees by other departments, and technical corrections; amending Sections 22.900C.010, 22.900D.090, 22.900D.100, 22.900D.150, and 22.900G.010 of the Seattle Municipal Code (SMC); and repealing Section 22.900E.060 of the SMC.

Summary and background of the Legislation:

This legislation revises a portion of SDCI's fees and charges beginning on January 1, 2021. The majority of SDCI's fees and charges were last revised effective January 1, 2020 based on the City of Seattle's Annual Wage Increase (AWI) for 2020, which was estimated at 4%. The proposed 2021 fee revisions include changes to electrical, refrigeration and furnace fees. SDCI has determined these cost centers have sufficient revenue streams warranting a decrease in fee levels. SDCI is also making a technical change to correct the placement of an existing fee, the Zoning Coaching fee, from Non-Hourly Land Use Fee to Miscellaneous Hourly Land Use Reviews, Research and Other Services. Finally, this legislation repeals an out-of-date Special Inspectors application registration fee.

SDCI is primarily fee-supported and its fees and charges are necessary to support SDCI's permitting operations. All fees collected by SDCI for processing SDCI's permits are used for that purpose, and the fee structure is reflective of the Seattle Municipal Code requirements to recover the cost of providing the permitting service. Similarly, other fees are set to recover the costs of certain code enforcement activities. This legislation will help ensure that the fees that SDCI collects are in line with the services provided.

Additionally, SDCI is making legislative changes on behalf of the Department of Neighborhoods (DON) for fees they collect which are located in Title 22. These changes include fee increases to align with SDCI's Land Use Hourly rate as well as CPI adjustments to fees that have not been adjusted for over 10 years. These changes will not have a revenue impact to SDCI. See response to Question 4.a.

Attachment A to this Summary and Fiscal Note, "SDCI Permit Fee and Charges proposed for 2021" provides a summary of all SDCI fees affected by this proposed ordinance, and proposed changes for 2021. Prior to proposing this legislation, these fees were reviewed to determine whether the cost of providing the service warrants a fee change, if improvements to the fee structure are necessary, or if new fees are required.

2. CAPITAL IMPROVEMENT PROGRAM

Does this legislation create, fund, or amend a CIP Project? ___ Yes X No

3. SUMMARY OF FINANCIAL IMPLICATIONS

Does this legislation amend the Adopted Budget? ___ Yes X No

Appropriation change (\$):	General Fund \$		Other \$	
	2021	2022	2021	2022
	\$0	\$0	\$0	\$0
Estimated revenue change (\$):	Revenue to General Fund		Revenue to Other Funds	
	2021	2022	2021	2022
	\$30,220	\$30,220	(\$430,000)	(\$428,719)
Positions affected:	No. of Positions		Total FTE Change	
	2021	2022	2021	2022
	0	0	0	0

Does the legislation have other financial impacts to the City of Seattle that are not reflected in the above, including direct or indirect, short-term or long-term costs?
No.

Is there financial cost or other impacts of *not* implementing the legislation?

Not implementing this legislation as proposed would create a situation where the revenues SDCI collects through fees would exceed the cost of providing permitting services.

3.a. Appropriations

 This legislation adds, changes, or deletes appropriations.

3.b. Revenues/Reimbursements

 X This legislation adds, changes, or deletes revenues or reimbursements.

SDCI Anticipated Revenue/Reimbursement Resulting from this Legislation:

Fund Name and Number	Dept	Revenue Source	2021 Estimated Change in Revenue
Construction and Inspections Fund (48100)	SDCI	Boiler	\$0
Construction and Inspections Fund (48100)	SDCI	Building Development	\$0
Construction and Inspections Fund (48100)	SDCI	Electrical	(\$170,000)
Construction and Inspections Fund (48100)	SDCI	Elevator	\$0
Construction and Inspections Fund (48100)	SDCI	Land Use	\$0
Construction and Inspections Fund (48100)	SDCI	Noise	\$0
Construction and Inspections Fund (48100)	SDCI	Other Miscellaneous	\$0
Construction and Inspections Fund (48100)	SDCI	Refrigeration & Furnace	(\$260,000)
Construction and Inspections Fund (48100)	SDCI	Signs	\$0
Construction and Inspections Fund (48100)	SDCI	Site Review & Development	\$0
TOTAL			(\$430,000)

DON Anticipated Revenue/Reimbursement Resulting from this Legislation:

Fund Name and Number	Dept	Revenue Source	2021 Estimated Change in Revenue
General Fund (00100)	DON	Major Institutions Fees	\$6,900
General Fund (00100)	DON	MUP/SEPA Fees	\$23,320
TOTAL			\$30,220

Is this change one-time or ongoing?

On-going.

3.c. Positions

 This legislation adds, changes, or deletes positions.

4. OTHER IMPLICATIONS

a. Does this legislation affect any departments besides the originating department?

Yes. The legislation adjusts fees in Title 22 for the Department of Neighborhoods. Adjustments include an increase to the hourly project review fees charged by Historic Preservation staff from \$288 to \$394 to align with SDCI's current Land Use Review hourly

fee and to better capture the true cost of staff time incurred by DON. DON also increases the hourly fees charged by the Major Institutions/Schools team from \$100 to \$123 to account for CPI adjustments over the past 10+ years (the last fee increase was implemented in January 2009). The proposed changes will not have a revenue impact to SDCI.

b. Is a public hearing required for this legislation?

No.

c. Does this legislation require landlords or sellers of real property to provide information regarding the property to a buyer or tenant?

No.

d. Is publication of notice with *The Daily Journal of Commerce* and/or *The Seattle Times* required for this legislation?

No.

e. Does this legislation affect a piece of property?

No.

f. Please describe any perceived implication for the principles of the Race and Social Justice Initiative. Does this legislation impact vulnerable or historically disadvantaged communities? What is the Language Access plan for any communications to the public?

By regularly reviewing fees, SDCI is able to ensure that the fees it sets appropriately cover the costs of the services it provides. After a thorough review and discovery of efficiencies in processes, SDCI is able to reduce fees in the proposed programs, making the application and permitting process more affordable to the community. Reducing permit fees in electrical, refrigeration and furnace will positively impact communities of color and historically disadvantaged communities, many of whom are small business owners. The DON increases do not result in a disproportionate or disparate impact for any customer, including customers from vulnerable or historic disadvantaged communities.

g. If this legislation includes a new initiative or a major programmatic expansion: What are the specific long-term and measurable goal(s) of the program? How will this legislation help achieve the program's desired goal(s).

This legislation does not include a new initiative or major programmatic expansion.

List attachments/exhibits below:

Summary Attachment A – SDCI Permit Fees and Charges Proposed for 2021

Fee Type	Description	Last Modified	Adopted 2020 Fee		Proposed 2021 Fee	Comments
ORDINANCE SECTION 1						
22.900C.010 Table C-1 for 22.900C.010 – LAND USE FEES						
41. SDCI Land Use Fee	Zoning Coaching Fee	2020	SDCI Base Rate X 1		Land Use hourly X 1	Moving Zoning Coaching Fee into correct fee type
ORDINANCE SECTION 2						
22.900D.090 Table D-8 for 22.900D.090 – Permit Fees for Mechanical Equipment						
SDCI Mechanical Equipment Permit Fee	Specific type of mechanical equipment installation permit fee	2020	\$148.20		\$118.55	Fee reduction based on process efficiencies and revenue stream
ORDINANCE SECTION 3						
22.900D.100 Table D-10 for 22.900D.010 – Refrigeration Permit Fees						
SDCI Refrigeration Permit Fee	Basic fee for refrigeration permits	2020	\$69.85		\$55.90	Fee reduction based on process efficiencies and revenue stream
ORDINANCE SECTION 4						
22.900D.150 Table D-15 for 22.900D.150 – ELECTRICAL PERMIT FEES (When Plans Are Not Required)						
1.a. Electrical Permit Fee	Administrative fee assessed for electrical permits	2020	\$72.95		\$65.65	Fee reduction based on process efficiencies and revenue stream
ORDINANCE SECTION 5						
22.900E.060 Registration of special inspectors						
Special Inspector Applicant Registration Fee	Section outlines process and fees for registering as a special inspector	2020	Initial examination fee – 1.5 X base fee Additional categories – 1 X base fee Renewal fee – \$60.50 Repeat Examination – 1 X base fee		Repeal fee	Repealing fee section as it is no longer relevant to current practice
ORDINANCE SECTION 6						
22.900G.010 Fees for Department of Neighborhoods review						
C. Public School Citizen Advisory Committee Fees	Charge for convening and staffing advisory committee	2009	\$100		\$123	Increase in fee to account for CPI adjustments over the past 10+ years

Fee Type	Description	Last Modified	Adopted 2020 Fee		Proposed 2021 Fee	Comments
D. Major Institution Citizen Advisory Committee Fees	Fee for convening and staffing committee for routine annual reviews of approved master plans	2009	Routine annual review of approved or amended master plans - \$100 New or amended master plans - \$100		Routine annual review of approved or amended master plans - \$123 New or amended master plans - \$123	Increase in fee to account for CPI adjustments over the past 10+ years
E. Environmental (SEPA) review of projects	City Historic Preservation Officer review of referrals	2017	\$288		\$394	Increase to align with SDCI's current Land Use Review hourly fee and to better reflect true cost of DON staff time.
F. Landmark reviews	Review of a building, site, or object's eligibility as a Seattle landmark	2017	\$288		\$394	Increase to align with SDCI's current Land Use Review hourly fee and to better reflect true cost of DON staff time.
G. Requests for reviewing character structure in the Pike/Pine Conservation Overlay District	Review to determine if structure can be added as a character structure	2017	\$288		\$394	Increase to align with SDCI's current Land Use Review hourly fee and to better reflect true cost of DON staff time .



Legislation Text

File #: CB 119914, **Version:** 1

CITY OF SEATTLE

ORDINANCE _____

COUNCIL BILL _____

AN ORDINANCE relating to the Department of Parks and Recreation; establishing the 2021-2022 fee schedule for the use of park properties and other park and recreation facilities and services; and superseding previous park and recreation fee schedules.

WHEREAS, on November 25, 2019, the Seattle City Council approved Ordinance 125984, which established the 2020 fee schedule for the use of park properties and other park and recreation facilities and services and superseded previous park and recreation fee schedules; and

WHEREAS, the City Council wishes to adopt a 2021-2022 Seattle Parks and Recreation Fee Schedule effective January 1, 2021; NOW, THEREFORE,

BE IT ORDAINED BY THE CITY OF SEATTLE AS FOLLOWS:

Section 1. Effective January 1, 2021, the Superintendent of the Department of Parks and Recreation is authorized to charge the fees substantially in the form set forth in the 2021-2022 “Seattle Parks and Recreation Fee Schedule,” attached as Attachment 1 to this ordinance. All prior Seattle Parks and Recreation fee schedules are superseded.

Section 2. The provisions of this ordinance are declared to be separate and severable. The invalidity of any clause, sentence, paragraph, subdivision, section, or portion of this ordinance, or the invalidity of its application to any person or circumstance, does not affect the validity of the remainder of this ordinance or the validity of its application to other persons or circumstances.

Section 3. This ordinance shall take effect and be in force 30 days after its approval by the Mayor, but if

not approved and returned by the Mayor within ten days after presentation, it shall take effect as provided by Seattle Municipal Code Section 1.04.020.

Passed by the City Council the _____ day of _____, 2020, and signed by
me in open session in authentication of its passage this _____ day of _____, 2020.

President _____ of the City Council

Approved by me this _____ day of _____, 2020.

Jenny A. Durkan, Mayor

Filed by me this _____ day of _____, 2020.

Monica Martinez Simmons, City Clerk

(Seal)

Attachments:

Attachment 1 - Seattle Parks and Recreation Fee Schedule: 2021-2022 Fees and Charges

**SEATTLE
PARKS AND RECREATION
FEE SCHEDULE**

2021 & 2022 Fees and Charges



**Seattle
Parks & Recreation**

healthy people healthy environment strong communities

2021 RATES EFFECTIVE JANUARY 1, 2021

2022 RATES EFFECTIVE JANUARY 1, 2022

COUNCIL BILL

ATTENTION: All fees include taxes where applicable, unless otherwise indicated. If additional taxes are assessed, fees may be increased by the amount of the tax. MasterCard, Visa and American Express credit cards are accepted at selected facilities as a form of payment for 2021 & 2022 Fees and Charges.

NOTE: Call (206) 684-4075 for additional information where phone numbers are not provided in this document. The Seattle Parks and Recreation website also provides complete fee information at <http://www.seattle.gov/parks>

This page intentionally left blank

TABLE OF CONTENTS

Contents

THIS PAGE INTENTIONALLY LEFT BLANK	2
TABLE OF CONTENTS	I
SEATTLE PARKS AND RECREATION FEES AND CHARGES	1
AUTHORITY AND GENERAL PROVISIONS	1
• <i>Authority</i>	<i>1</i>
• <i>General Provisions</i>	<i>1</i>
STAFFING FEES	2
ADMISSION FEES	3
QUICK CARDS.....	3
• <i>Seattle Parks and Recreation “Quick Cards”</i>	<i>3</i>
GOLF COURSES	3
• <i>Interbay, Jackson, Jefferson and West Seattle Golf Courses.....</i>	<i>3</i>
• <i>Green Lake Pitch & Putt.....</i>	<i>3</i>
SEATTLE AQUARIUM	3
• <i>Aquarium Fees</i>	<i>3</i>
VOLUNTEER PARK CONSERVATORY	3
• <i>Weddings / Photography Permits</i>	<i>3</i>
• <i>Admissions Fee</i>	<i>4</i>
• <i>Annual Passes</i>	<i>4</i>
• <i>Group Rates</i>	<i>4</i>
JAPANESE GARDEN (ARBORETUM).....	4
• <i>Admission Fees</i>	<i>4</i>
• <i>Public/Private School Group Rate for Grades K through 12.....</i>	<i>4</i>
• <i>Annual Pass</i>	<i>5</i>
• <i>Guided Tours</i>	<i>5</i>
• <i>Meeting Rooms.....</i>	<i>5</i>
Tateuchi Community Room.....	5
Shoseian Tea House.....	5
AMY YEE TENNIS CENTER (SEATTLE TENNIS CENTER)	7
• <i>Indoor Court Fees.....</i>	<i>7</i>
• <i>Outdoor Court Fees</i>	<i>7</i>
• <i>USTA & Cup League Fees.....</i>	<i>8</i>
• <i>Tennis Lessons</i>	<i>8</i>
Private/Semi-Private Lessons	8
Adult Group Lessons	8
Adult Play – Instructional Classes	9
Junior Group Lessons	9
Junior Development Program	9
Tiny Tots.....	9

Competitive Flights.....	9
Special Events, Equipment Rental, & Merchandise	10
Public Service Indoor Tennis Court Time	10
Advisory Council Tournament Fee.....	10
SWIMMING POOLS.....	11
• <i>Recreation Swimming - Indoor and Outdoor Pools</i>	11
• <i>Fitness - Indoor and Outdoor Pools</i>	11
• <i>Swimming Instruction – Indoor and Outdoor Pools</i>	12
• <i>Special Aquatic Safety Courses – Indoor and Outdoor Pools</i>	12
• <i>Aquatic Facility Rental Fees</i>	12
General Swimming Pool Rentals (other than Competitive Sports)	12
Swimming Pools – Competitive Sports Rentals	13
Timing System Rental.....	14
Special Use Fees	14
Special Provisions	15
• <i>Special Programs</i>	15
Super Deluxe Birthday Party Package	15
Wading Pool Rental	15
Aquatic Special Events	16
ATHLETIC FACILITIES	17
• <i>West Seattle Stadium and Interbay Stadium Usage Fees</i>	17
• <i>Adult Sports Fees</i>	18
• <i>Youth Sports Fees</i>	18
• <i>Sports Organizations’ Use Permits</i>	18
• <i>Outdoor Tennis Courts</i>	18
Tennis Reservations (4 or less players)	18
• <i>Outdoor Volleyball Courts</i>	18
Outdoor Volleyball Reservations.....	19
FACILITY RENTALS	20
COMMUNITY MEETING ROOMS AND GYMNASIUMS	20
• <i>Locations and Sizes</i>	20
Community Centers	20
Environmental Learning Centers	21
Small Craft and Rowing & Sailing Centers	21
Specialized & Other Facilities	21
• <i>Hourly Room and Gymnasium Rental Fees</i>	22
Rooms	22
Gymnasiums	22
ENVIRONMENTAL LEARNING CENTERS	23
• <i>Group-Guided Nature Walks</i>	23
• <i>Camp Long</i>	23
Group Day Use Booking Fee	23
Cabin Rentals	23
Meeting Rooms	23
Additional Fees for Meeting Rooms at Camp Long	24
Picnic Shelters.....	24

Challenge Course	24
Adventure/Activity Camps	24
Play & Zip.....	24
• <i>Discovery Park & Carkeek Park</i>	24
SPECIAL AMENITY FACILITIES	26
• <i>Boathouse, Bathhouse, Shelterhouse, and Pumphouse Rentals</i>	26
• <i>Add'l Fees for Boathouse, Bathhouse, Shelterhouse, & Pumphouse</i>	27
• <i>Warren G. Magnuson Park</i>	28
Application Fees	28
Special Amenity Facility/Site Rentals	28
Facility/Site Rentals	29
• <i>Washington Park Arboretum (Graham Visitor's Center)</i>	29
MOORAGE, DOCKING, AND BOAT RAMP FEES	30
MOORAGE FEES	30
• <i>Leschi and Lakewood Marinas</i>	30
DOCKING FEE (<i>INCLUDES VARIOUS PARKS DEPARTMENT DOCKS</i>)	30
BOAT RAMPS	30
LAKE UNION PARK HISTORIC SHIPS WHARF.....	30
• <i>Center for Wooden Boats Fees</i>	30
PARTICIPATION FEES	31
RECREATION PARTICIPATION FEES	31
• <i>Community Center and Outdoor Recreation Class Fee</i>	31
• <i>Lifelong Recreation Program Participation Fees</i>	31
• <i>Small Craft Center Class Participation Fees</i>	31
RESERVATIONS	32
• <i>Park Area Ceremony Fee</i>	32
• <i>Picnic Reservation Fee</i>	32
• <i>Day Camps Booking Fee</i>	33
PERMITS	34
USE PERMITS	34
• <i>General Provisions</i>	34
• <i>Permits and Agreements for Activity Permits</i>	35
• <i>Use of Park Facilities for Filming/Photography</i>	36
• <i>First Amendment Vending</i>	36
• <i>Construction Plan Review</i>	36
PERMITS FOR NON-PARK USES OF PARK PROPERTY (REVOCABLE USE PERMITS OR RUPs) ...	38
• <i>General Provisions & Fees</i>	38
Limited Term Permit Fee.....	39
Continuing Use Permit Fee	39
Revocable Use Permit FEE SCHEDULE.....	41
VIEW TREE PRUNING PERMIT	41
PROMOTIONAL & MARKETING FEE WAIVERS & REDUCTIONS	42
EXAMPLES OF FEE WAIVERS & REDUCTIONS.....	42

APPENDIX..... A

APPENDIX A - FACILITY PHONE NUMBERS A

APPENDIX B - PERMIT, RESERVATION, AND INFORMATION PHONE NUMBERSB

APPENDIX C - ATHLETICS FIELD INVENTORYC

APPENDIX D – PARKS DEPARTMENT REFUND POLICY D

This page intentionally left blank

SEATTLE PARKS AND RECREATION FEES AND CHARGES

AUTHORITY AND GENERAL PROVISIONS

- **Authority**

Fees and charges are necessary to provide financial support to the Seattle Parks and Recreation (the Department) for the operation and maintenance of programs, facilities, and park grounds. The revenue generated by these fees constitutes only a portion of funds required for operating and maintaining the Park System. All fees collected from park and recreation activities and concessions are used exclusively for the Park System, as these funds are deposited in the Park and Recreation Fund, not the City General Fund. Fees and charges are proposed each year by the Department as a part of the annual budget process. Both the Mayor and City Council review and, by ordinance, authorize the Department to collect these fees and charges.

- **General Provisions**

The Superintendent of the Seattle Parks and Recreation is authorized to establish a fee for requested uses not included in this schedule, keeping the Mayor and the City Council advised thereof. The Superintendent of the Seattle Parks and Recreation is authorized, as provided in Seattle Municipal Code (SMC) Chapter 18.28, to waive or reduce any fees in this Schedule.

The Superintendent of the Seattle Parks and Recreation is authorized, as provided in SMC Chapter 18.28, to establish experimental rates, and to engage in special promotional and marketing activities to enhance Departmental programs. These include, but are not limited to, use of 2 for 1 coupons, 50% discount coupons and free admission days for children. Discounts for Senior Adults (age 65 and over) vary per program. These types of activities may occur at various Department facilities throughout the year.

The Superintendent of the Seattle Parks and Recreation is authorized, as provided in SMC Section 18.24.010, to operate for fee parking without recourse to commercial or private operators such parking lots under the Department's jurisdiction as are deemed desirable with the concurrence of the City Council by resolution as to location and fee schedule, consistent with provisions of RCW 35.86.010 and 35.86.040 which so permit such owner operation.

The Superintendent of the Seattle Parks and Recreation is authorized, as provided in SMC Chapters 18.04 and 18.28, to approve the free use of Department facilities by the Associated Recreation Council, recognized recreation advisory councils, and other organizations that are open to the public, that further Department goals and programs, and that apply any proceeds to Park and Recreation services.

In addition to the fees and charges identified herein, the user may be required to pay any additional Department costs resulting from such use, and to pay a reasonable portion of the City's costs for traffic control and police services when the user's event requires them. Cancellation of reservations for Parks and Recreation facilities or services may result in loss of payment or a service charge (see Appendix D). For further information, contact Seattle Parks and Recreation at (206) 684-4075.

Fees contained in this Fee Schedule shall not apply to permits issued pursuant to SMC Chapter 15.35 "Filming."

STAFFING FEES

Rentals are required to have at least one staff in attendance. If additional staff are required due to the nature of the event or the anticipated attendance, a fee of \$30.00 will be multiplied by the number of staff required for the event. Additionally, staff rates increase 1½ times per hour on holidays.

Staffing fees are applicable at:

- Tateuchi Community Room
- Shoseian Tea House
- West Seattle Stadium
- Interbay Stadium
- Lower Woodland #1 Field, when using scoreboard
- Gymnasium rentals
- Boathouse, Bathhouse, Shelterhouse, and Pumphouse Rentals
- Magnuson Park (Event attendants)
- Park Area Ceremonies (Ceremony attendants) – Additional staff fees will be charged when wedding or ceremony is large and/or complex

ADMISSION FEES

QUICK CARDS

- **Seattle Parks and Recreation “Quick Cards”**

This reusable card features a barcode and photo of the participant. It allows fast, easy, self-service access to a variety of selected fee-based or free programs (recreational swims, fitness swims, weight room access, teen centers, etc.) at various facilities. This non-refundable, non-transferrable card can be reloaded, renewed, or added with new features/programs as desired or as they become available. There is a \$5.00 replacement fee for lost or stolen cards. For further information, call the Business Service Center at (206) 684-5177.

GOLF COURSES

- **Interbay, Jackson, Jefferson and West Seattle Golf Courses**

The Superintendent of the Seattle Parks and Recreation is authorized to establish all greens fees and all other golf facility or service fees (including, but not limited to, driving range, carts, cars, play cards, lessons, and room rentals) consistent with and subject to the contract entered into with Premier Golf Centers, LLC (Premier), as authorized by separate ordinance. Golf program fees will be prominently posted at all times in each clubhouse. Call the following for further information:

Interbay	(206) 285-2200
Jackson	(206) 363-4747
Jefferson	(206) 762-4513
West Seattle	(206) 935-5187

- **Green Lake Pitch & Putt**

Green Lake Pitch & Putt is operated through a concessions contract. Therefore, fees for participation at this facility are not governed by City Ordinance. You may contact Green Lake Pitch & Putt directly at (206) 632-2280, or the Business Resources Unit of the Seattle Parks and Recreation at (206) 684-8008, to obtain specific information related to this facility.

SEATTLE AQUARIUM

- **Aquarium Fees**

All admissions, services rendered or sales made to the public or otherwise at the Aquarium (including, but not limited to, admission fees, annual memberships, rentals, education program fees, and discounts/other programs) will be established by the Seattle Aquarium Society (“SEAS”), consistent with and subject to City Ordinance 123205 and Article 13 of the Seattle Aquarium Operations and Management Agreement. You may contact the Seattle Aquarium directly at (206) 386-4300 to obtain further information or by visiting their web page at “seattleaquarium.org”.

VOLUNTEER PARK CONSERVATORY

- **Weddings / Photography Permits**

Weddings and special ceremonies may be scheduled (see page 29) and/or Photography Permits (to be used outside of public hours) may be obtained (see page 33) through the Parks Event Scheduling unit by calling (206) 684-4081.

- **Admissions Fee**

2021	2022	<i>Note: Classroom sessions scheduled during open hours <u>must</u> be scheduled in advance. Contact the Conservatory for scheduling and fee information.</i>
\$4.00	\$4.00	Adult/Senior Admission Fee
\$2.00	\$2.00	Youth Admission Fee (6-17 years)
Free	Free	Children (0-5 years)

- **Annual Passes**

2021	2022	<i>Note: *A \$5.00 service fee will be retained by the “Friends of the Conservatory” group</i>
\$20.00*	\$20.00*	Individual Annual Pass
\$30.00*	\$30.00*	Family Annual Pass

- **Group Rates**

2021	2022	
\$25.00 per group	\$25.00 per group	Group rate for pre-registered educational K-12 groups of 25 students; includes up to 5 adults chaperoning the group
\$25.00 per group	\$25.00 per group	Group guided tours, limited to 20 persons per group

JAPANESE GARDEN (Arboretum)

- **Admission Fees**

2021	2022	
\$6.00	\$6.00	Adult Resident (18-64)
\$8.00	\$8.00	Adult Non-Resident (18-64)
\$4.00	\$4.00	Youth (6-17 years)
\$4.00	\$4.00	College/University students (with valid ID) Senior Adult (65 & over)
FREE	FREE	Children (0-5 years)

- **Public/Private School Group Rate for Grades K through 12**

Organized groups of children attending an educational institution with grades K through 12 are entitled to this group fee during the regular school year, if advance reservations are made (a minimum of two weeks' notice is required for advanced reservations). Group rates are not extended to colleges, universities, or day-care facilities.

One responsible adult is required for every group of students, as indicated in the following ratios:

1:5 for grades K – 2 2:24 for grades 7 – 8
1:10 for grades 3 – 6 1:24 for grades 9 - 12

2021	2022	
\$25.00	\$25.00	Group rate for pre-registered educational K-12 groups of 25 students; includes up to 5 adults chaperoning the group
\$12.50	\$12.50	Add for each additional group size of 1 to 12 students

• Annual Pass

Annual family/dual passes include unlimited admission, during regular operating hours, for all members of an immediate family living in the same household, defined as two adults (guardians) and their children. The Dual pass also allows a parent pass holder to bring an adult guest, when the second parent pass holder is not present. Individual, Student, and Photographer annual passes include unlimited admission, during regular operating hours, for the person whose name appears on the pass. ID may be required upon entry.

2021	2022	Annual passes are valid for 12 months from date of purchase
\$20.00	\$20.00	Annual Pass, Individual
\$30.00	\$30.00	Family/Dual Annual Pass
\$15.00	\$15.00	Annual Pass, Student (with current ID)
\$75.00	\$75.00	Annual Pass, Photographer

• Guided Tours

The Japanese Garden Advisory Council, in cooperation with Unit 86 of the Arboretum Foundation, provides sponsor-guided tours of the Garden. Fees are established by the Advisory Council and may be obtained by calling (206) 684-4725.

• Meeting Rooms

NOTE: Rentals of the Tateuchi Community Room and the Shoseian Tea House are located within and administered through the Seattle Japanese Garden. There are use restrictions due to the quiet contemplative nature of the garden as well culture considerations in the Tateuchi Community Room.

Rentals of the Tateuchi Community Room and the Shoseian Tea House do not include access to the garden; therefore, admission fees are required for garden access.

Tateuchi Community Room

2021	2022	
\$35.00	\$35.00	Small Room
\$75.00	\$75.00	Alcohol fee
\$500.00	\$500.00	Damage deposit for events with alcohol
\$250.00	\$250.00	Damage deposit for events without alcohol

Shoseian Tea House

The Shoseian Tea House is available for rent only to approved groups practiced in the way of tea. Groups must have a signed Use Agreement on file with the Parks Department. Rentals will only be approved for tea ceremonies or classes. No other use is permitted.

2021	2022	
\$35.00	\$35.00	Small Room
\$500.00	\$500.00	Damage deposit for all events

AMY YEE TENNIS CENTER (Seattle Tennis Center)

SPECIAL NOTE to PARTICIPANTS: Residents may qualify for the resident fee listed below with proof of residency when booking courts or registering for programs. Persons not qualifying for residency will pay the non-resident fee listed.

Please contact Amy Yee Tennis Center at 206-684-4764 for further details.

• Indoor Court Fees

NOTE: Singles and Doubles court fees may be made available at half price for special group clinics, tournaments, or lessons for low-income youth and senior adults during off-peak times. These programs are to be determined by the Superintendent of Parks and Recreation.

2021	2022	Fee Type	Fees per each 1¼ hr court use
\$36.00	\$36.00	Resident	Singles
\$40.00	\$40.00	Non-Resident	
\$44.00	\$44.00	Resident	Doubles
\$50.00	\$50.00	Non-Resident	
\$34.00	\$34.00	Resident	Senior Adult/Special Populations Singles Indoor
\$38.00	\$38.00	Non-Resident	
\$42.00	\$42.00	Resident	Senior Adult/Special Populations Doubles Indoor
\$47.00	\$47.00	Non-Resident	
\$60.00	\$60.00	Resident	Telephone Reservation Card (annual) for indoor/outdoor courts
\$66.00	\$66.00	Non-Resident	
\$8.00	\$8.00	Resident / Non-Resident	Prorated Indoor court (15-minute intervals. Used when a court reservation for singles or doubles extends their court use for another 15-minutes.
\$20.00	\$20.00	Resident / Non-Resident	Family Drop-In Night (for a family of 4)
\$25.00	\$25.00	Resident / Non-Resident	Men's Drop-In Fee

• Outdoor Court Fees

NOTE: Call (206) 684-4764 to make Amy Yee Tennis Center court reservations.

2021	2022	Fee Type	Fees per each 1 hour court use
\$10.00	\$10.00	Resident	Amy Yee Tennis Center Singles/Doubles
\$15.00	\$15.00	Non-Resident	
\$10.00	\$10.00	Resident / Non-Resident	Outdoor Courts throughout Seattle – Singles/Doubles
\$15.00	\$15.00	Resident / Non-Resident	Outdoor Private Lesson
\$60.00	\$60.00	Resident	Telephone Reservation Card (annual) for indoor/outdoor courts
\$66.00	\$66.00	Non-Resident	

• USTA & Cup League Fees

There is a per person fee for organized tennis leagues that have pre-booked court time for inter-club competition.

2021	2022	Fee Type	
\$115.00	\$115.00	All teams	USTA Annual Registration Fee (5 court format)
\$85.00	\$85.00	All teams	USTA Annual Registration Fee (3 court format)
\$14.00	\$14.00	All players	USTA League players, each (for a 90-minute match time)
\$12.00	\$12.00	All players	Cup League players, each (for a 75-minute match time)

• Tennis Lessons

Private/Semi-Private Lessons

2021	2022	Fee Type	
\$64/hour	\$64/hour	Resident	One person
\$72/hour	\$72/hour	Non-Resident	
\$70/hour	\$70/hour	Resident	Two people
\$77/hour	\$77/hour	Non-Resident	
\$82/hour	\$82/hour	Resident	Three people
\$90/hour	\$90/hour	Non-Resident	
\$88/hour	\$88/hour	Resident	Four people
\$97/hour	\$97/hour	Non-Resident	
\$98/hour	\$98/hour	Resident	Five People
\$108/hour	\$108/hour	Non-Resident	
\$15.00	\$15.00	Resident / Non-resident	Time extension for Private Lessons – per each 15-minute interval
\$17/ hour	\$17/ hour	Resident	Surcharge for lessons on City holidays
\$24/ hour	\$25/ hour	Non-Resident	

Adult Group Lessons

2021	2022	Fee Type	
\$84.00	\$84.00	Resident	Adult Groups, 6 weeks
\$93.00	\$93.00	Non-Resident	
\$106.00	\$106.00	Resident	Adult Camps, 2½ hrs per day for 4 days
\$116.00	\$116.00	Non-Resident	
\$25.00	\$25.00	Resident	Drill Night Drop-In per hour fee
\$26.00	\$26.00	Non-Resident	

\$38.00	\$38.00	Resident / Non-Resident	Camp Drop-In per day fee
\$25.00	\$25.00	Resident / Non-resident	One Class Drop-In fee, if space is available.

Adult Play – Instructional Classes

2021	2022	Fee Type	Maximum of 5 people per Instructor
\$95.00	\$95.00	Resident	Per person fee, 6 weeks
\$104.00	\$104.00	Non-Resident	

Junior Group Lessons

2021	2022	Fee Type	Ages 8-17
\$61.00	\$61.00	Resident	Junior Group, 6 weeks
\$67.00	\$67.00	Non-Resident	
\$77.00	\$77.00	Resident	Junior Camp, 2½ hours per day for 4 days
\$84.75	\$84.75	Non-Resident	

Junior Development Program

2021	2022	Fee Type	
\$62.00	\$62.00	Resident	Junior Team Tennis/Young Guns, 6-week session (1 time/week)
\$68.25	\$68.25	Non-Resident	

Tiny Tots

2021	2022	Fee Type	
\$29.00	\$29.00	Resident	Beginning ages 4-5 (30 minutes for 6 weeks)
\$32.00	\$32.00	Non-Resident	
\$40.00	\$40.00	Resident	Beginning ages 6-7 (45 minutes for 6 weeks)
\$44.00	\$44.00	Non-Resident	
\$50.00	\$50.00	Resident	Advanced ages 6-7 (1 hour for 6 weeks)
\$55.00	\$55.00	Non-Resident	
\$57.00	\$57.00	Resident	Advanced ages 6-7 (1¼ hour for 6 weeks)
\$62.75	\$62.75	Non-Resident	

Competitive Flights

2021	2022	Fee Type	Adults (18 & older) & Senior Adults (65+)
\$62.00	\$62.00	Resident	Doubles (6 weeks)
\$68.50	\$68.50	Non-Resident	
\$84.00	\$84.00	Resident	Singles (6 weeks)
\$93.00	\$93.00	Non-Resident	
\$7.00	\$7.00	Resident	Flight substitute – per flight (one day @ 75 minutes)
\$7.75	\$7.75	Non-Resident	

Special Events, Equipment Rental, & Merchandise

2021	2022	Fee Type	
# of courts x court fee + 10%	# of courts x court fee + 10%	All groups	*Public Group (anyone from the general public can participate in outside-sponsored event)
# of courts x court fee + 20%	# of courts x court fee + 20%	All groups	*Private Group (participation is restricted by the organizers of the event)
\$18.00	\$18.00	Resident	One-day clinic fee, per person
\$19.75	\$19.75	Non-Resident	
\$14.00	\$14.00	All rentals	Ball machine rental: per court time (does not include court fee)
\$4.00	\$4.00	All rentals	Racket Rental, per use
Market Value	Market Value	All merchandise	All merchandise at AYTC is priced at Market value (merchandise varies by season)

*Private groups or schools may reserve 2-3 courts up to 90 days prior to start date.

Public Service Indoor Tennis Court Time

2021	2022	Fee Type	<i>Note: Rates are limited to court times established by the Senior Recreation Program Specialist.</i>
\$5.00	\$5.00	Resident	Senior fee (65+ yrs.), per person
\$5.50	\$5.50	Non-Resident	
Free	Free	All Juniors	Junior fee (under 18 years), per person

Advisory Council Tournament Fee

2021	2022	Fee Type	
\$9.50	\$9.50	Resident / Non-Resident	Advisory Council Tournament fee (<i>per player</i>)

SWIMMING POOLS

• Recreation Swimming - Indoor and Outdoor Pools

2021	2022	Fees include swim and/or shower use
\$4.25	\$4.25	Youth (ages 1-17 years)
\$6.25	\$6.25	Adult (ages 18 through 64 years)
\$4.25	\$4.25	Senior Adult (65 years & older) and Special Populations
\$3.25	\$3.25	Non-profit youth (ages 1-17 years) organizations (Advance approval through application required)
\$65.25	\$65.25	*Adult, 30-day unlimited entry pass for personal fitness and recreation swims
\$45.25	\$45.25	*Senior/Youth/Special Populations, 30-day unlimited entry pass for personal fitness and recreation swims
\$54.00	\$54.00	Discount Recreational Swim Card – 10 entry pass, Adult
\$37.00	\$37.00	Discount Recreational Swim Card – 10 entry pass, Senior/Yth/SP
\$2.50	\$2.50	Special Discount Recreation Swim Pricing (all ages) – discount single entry pricing for these specific programs: 1) Promotional Recreation Swim Fee – <i>available for low participation swims, as designated by the Department.</i> 2) Community Connection Swim – <i>available for swims designated by the Department to serve underserved population.</i>
FREE	FREE	Low Income Recreation Swim – <i>for those who apply in advance through established scholarship application process and meet low income eligibility standards.</i>
FREE	FREE	Children under one year of age (must be accompanied by adult)

NOTE: *No adjustment for holidays and/or closures. A Pass is issued to a single individual and may be used at all swimming pools; however, they are non-refundable and non-transferable. (See page 2 for more information on “Quick Cards”)

• Fitness - Indoor and Outdoor Pools

2021	2022	
\$6.75	\$6.75	Fitness, ages 18-64 years – per instructed lesson (Including Hydrofit, Masters, and Water Exercise)
\$4.75	\$4.75	Fitness, ages 65 and over, Youth, and Special Populations – per class
FREE	FREE	Low Income Fitness Swim – <i>for those who apply in advance through established scholarship application process and meet low income eligibility standards.</i>
\$59.00	\$59.00	Discount Fitness Swim Card – 10 entry pass, Adult
\$37.00	\$37.00	Discount Fitness Swim Card – 10 entry pass, Senior/Yth/SP

- **Swimming Instruction – Indoor and Outdoor Pools**

2021	2022	
\$8.00	\$8.00	Group Lesson, youth age 6+, tiny tot, adult, or “Guard Start” program– per ½ hr lesson with minimum of 4 students
\$4.00	\$4.00	Group Lesson, youth age 6+, tiny tot, adult, or “Guard Start” low income rate – per ½ hr lesson with minimum of 4 students (Income verification will be required.)
\$14.00	\$14.00	3 yr old Group Lessons – per ½ hr lesson with 3 student class size
\$7.00	\$7.00	3 yr old Group Lessons low income rate – per ½ hr lesson with 3 student class size (Income verification will be required.)
\$10.00	\$10.00	Group Lesson, Kinders age 4 & 5 – per ½ hr lesson with 4-6 student class size
\$5.00	\$5.00	Group Lesson, Kinders age 4 & 5, low income rate – per ½ hr lesson with 4-6 student class size (Income verification will be required.)
\$157.75	\$157.75	Summer Swim League (Ages 7-18) includes a team T-shirt
\$79.00	\$79.00	Summer Swim League (low income families) includes a team T-shirt
\$42.00	\$42.00	Personal Instruction – one on one (30-minute lesson) <i>Note: \$5.00 Personal Instruction DISCOUNT for same day registration and instruction as space is available</i>
\$36.25	\$36.25	Personal Instruction low income rate – 1 on 1 (30-minute lesson)
\$14.25	\$14.25	Personal Instruction – each additional person in a class

- **Special Aquatic Safety Courses – Indoor and Outdoor Pools**

2021	2022	Minimum class size is 6 students
\$40.00 to \$300.00	\$40.00 to \$300.00	A variety of Red Cross water safety courses, including Lifeguard Training, First Aid, CPR, Water Safety Instructor and others. Prices and course titles correspond to curriculum requirements and operating expenses to offer these programs. Prices include pool admission and instruction only.

- **Aquatic Facility Rental Fees**

General Swimming Pool Rentals (other than Competitive Sports)

2021	2022	
\$30.25	\$30.25	Non-refundable booking fee required for all rentals in addition to hourly rates.
\$200.00	\$200.00	Damage deposit for all rentals where equipment is brought into the facility.
\$31.00	\$31.00	Hourly lifeguard staff costs (per lifeguard), in addition to pool rental fee (staff rates increase 1½ times per hour on holidays)

\$94.75	\$94.75	Indoor pool or half of Rainier Beach Pool (either the lap pool or the leisure pool) rental cost per hour when pool is scheduled to be closed to the public, plus staff costs. <i>Calculation for a per lane rental rate when entire pool is used = dividing the cost per hour by the number of lanes and rounding up to the next whole dollar.</i>
\$47.50	\$47.50	Hourly indoor pool rate for shallow end only in bulkhead pools when deep end is in use. This fee applies to Madison and Medgar Evers aquatic facilities.
\$315.25	\$315.25	Indoor Pool rental, per hour, when pool is scheduled to be open to the public, plus staff costs
\$147.25	\$147.25	Colman Pool rental, per hour, plus staff costs (exclusive use) Note: Colman Pool is an 8 lane, 50-meter pool with a slide
\$157.75	\$157.75	Mounger Pool or Rainier Beach Pool rental, per hour, plus staff costs (exclusive use, including all pools & slide)

Swimming Pools – Competitive Sports Rentals

2021	2022	<i>(see notes on following page for more information)</i>
\$30.25	\$30.25	Non-refundable booking fee required for all rentals in addition to hourly rates.
\$200.00	\$200.00	Damage deposit for all rentals where equipment is brought into the facility.
\$31.00	\$31.00	Hourly lifeguard staff costs (per lifeguard), in addition to pool rental fee (staff rates increase 1½ times per hour on holidays)
\$89.50	\$89.50	Beginning Swim Team for youth – introductory beginning level, per hour for all lanes, offered at a reduced price to encourage use by new youth competitive sports programs. <i>Pricing offered on a quarterly basis at which time swimmers advance to standard rates.</i> ^A
\$115.75	\$115.75	Indoor competitive sports rental (between 6am-8pm) cost per hour when pool is scheduled to be closed to the public, plus staff costs. ^{A,B}
\$58.00	\$58.00	Hourly indoor competitive sports (between 6am-8pm) rate for shallow end only in bulkhead pools when deep end is in use, plus staff costs. This fee applies to Madison and Medgar Evers aquatic facilities. ^B
\$105.25	\$105.25	Indoor competitive sports rental (between 8pm-6am) cost per hour when pool is scheduled to be closed to the public, plus staff costs. ^{A,B}
\$49.25	\$49.25	Hourly indoor competitive sports (between 8pm-6am) rate for shallow end only in bulkhead pools when deep end is in use, plus staff costs. This fee applies to Madison and Medgar Evers aquatic facilities. ^B
\$231.25	\$231.25	Indoor pool competitive sports rental or Swim Meet, per hour, when pool is scheduled to be open to the public, plus staff costs. ^B

\$200.25	\$200.25	Colman Pool competitive sports rental, per hour, plus staff costs (exclusive use) Note: Colman Pool is an 8 lane, 50-meter pool with a slide. ^B
----------	----------	--

^A NOTE: Calculation for a “per lane” rental rate when entire pool is used = dividing the cost per hour by the number of lanes and rounding up to the next whole dollar.

^B NOTE: “Competitive sports” rates apply to swim teams, masters, and water polo.

NOTE: Individuals and groups desiring to use swimming pools will be expected to pay the cost of staffing in addition to program rates established. Staff rates increase 1½ times per hour on holidays.

NOTE: Rates also apply to Metro or King County League swim meets for events that do not include a Seattle Public School. Events that include a team from a Seattle Public School are covered under the Joint Use Agreement and are not charged a swim meet fee. Staff fees are additional (staff rates increase 1½ times per hour on holidays).

NOTE: There is an hourly flat-rate charge for competitive meets, with no additional percentage charges for the event (no percentage collected for entry fees and heat sheet sales).

NOTE: Swim meet entry fees and sale of heat sheets are included in base fee for each event.

NOTE: Permit Application Fee as established in **Use Permits** section of Fees and Charges ordinance will apply plus 10% of gross revenue for **all Admissions and Swim Meet Concessions** (food/drink, t-shirts, goggles, etc). Additional insurance and/or permits may be required.

NOTE: Deck or lobby rentals priced as small room under Class C room rentals.

NOTE: Bulkhead pool rentals during public hours are limited to lap pool or shallow pool, not both, unless specific fees are charged.

Timing System Rental

2021	2022	
\$400.00	\$400.00	Minimum 4-hour use
\$100.00	\$100.00	Each additional hour
\$31.00/hr	\$31.00/hr	Additional staff charge for delivery, set up, operation and clean-up (staff rates increase 1½ times per hour on holidays).

Note: The timing system is available for rentals at most Seattle Parks and Recreation swimming pools. Some limitations may apply.

Special Use Fees

2021	2022	
10% of gross sales on Parks property	10% of gross sales on Parks property	If, in the course of the activity/event, charges are levied for admission, sales, concessions, or entry fees, the user will be subject to a minimum charge of 10% of the gross receipts.
\$1.00	\$1.00	Water Slide Use Fee per person for recreation swims over one hour in length; no charge if one hour or less.

\$2.00 – 50.00	\$2.00 – 50.00	Supplemental Special Event fee (indoor or outdoor), depending on event, such as open water swim, dive-in movies, jazz night, etc.
\$15.00	\$15.00	Dog Swim Special Event – <i>scheduled immediately prior to preventative maintenance closure. Limited to dogs only in the pool. No charge for spectators.</i>
\$0.25	\$0.25	Coin Operated Locker
\$0.50	\$0.50	Towel use, each
Market Value	Market Value	All merchandise sold at Mounger Pool will be at market value. Merchandise may vary throughout the season. NOTE: While this is a “City fee” at Mounger Pool, this fee is collected by the Associated Recreation Council at all other pools.

Special Provisions

Colman and Mounger Pools:

Admission fees to these facilities are charged to all persons entering pool area, even if not swimming (except parents watching children in lesson programs). Use of the pools, decks and picnic areas is part of the overall recreation opportunity; pool capacity is based on use of this area.

- **Special Programs**

Super Deluxe Birthday Party Package

A complete birthday party package at pools includes one-hour shared use in a section or portion of the pool, a one-hour party immediately following your water time in a designated party space (room, deck, or lobby), lifeguards, one pre-packaged juice, paper products and party goodie bags for each enrolled child. (Food items not included.) NOTE: Booking Fee does not apply to this program when operated during public business hours, and is not for exclusive use nor rental). Maximum party size is 20 children and 20 adults. Adults are included in the party package without charge as spectators and/or as in-water assistants for children who are weak swimmers, under height, or below age requirement. Adult in charge of party is responsible for all clean-up of party areas at the end of the program.

2021	2022	
\$273.25	\$273.25	Minimum package fee – for a party of 10 children
\$13.25	\$13.25	Additional fee – per child

Wading Pool Rental

2021	2022	
\$500.00	\$500.00	Minimum 4 hours of operation (includes 5½ staff hours)
\$50.00	\$50.00	Each additional hour

Wading pool rentals are only available at sites scheduled for summer use. All wading pool operating time under this rental rate is available for public use; no exclusive rental use is allowed.

Aquatic Special Events

NOTE: This category is for special events that result in the cancellation of scheduled programs or closure of a small craft center, swimming beach, or other public program. This fee is in addition to other fees.

2021	2022	
\$300.00	\$300.00	Special events, per day

ATHLETIC FACILITIES

See Appendix C for the Athletics Field Inventory.

• **West Seattle Stadium and Interbay Stadium Usage Fees**

2021	2022	
10% of gross revenues	10% of gross revenues	Admissions/Sales. This includes admissions or donations, and excludes entry fees.
\$79.00/ hr	\$79.00/ hr	Athletic Stadium Games, Meets and Events *
\$58.75/hr	\$58.75/hr	Practice Fee** adult and youth practices
\$15.00/ hr	\$15.00/ hr	West Seattle Stadium only – youth fee
\$15.00/ hr	\$15.00/ hr	Rental of the West fenced Field Event area for shotput, discus, hammer throw, long jump and javelin only (West Seattle Stadium only); users must also pay staff fee.
\$31.50/ hr	\$31.50/ hr	Light Fee - this fee is charged for all uses requiring lights.

*Event fees are charged for adult and youth special events, games and meets. West Seattle Stadium fee provides exclusive use of the facility and includes use of equipment, the press box and PA system, ticket booth, locker rooms and grandstands. Interbay Stadium fee provides exclusive use of the facility and includes use of equipment, the press box, locker rooms and grandstands. A staff person is required to be in attendance, and the staff fee must be paid in addition to the use fee. This fee does not include Lights or 10% charge on all admissions/sales.

** Practice Fees provide use of the facility and includes use of equipment, the press box and PA system, ticket booth, locker rooms and grandstands. A staff person is required to be in attendance and the staff fee must be paid in addition to the use fee. This fee does not include lights or the ten percent (10%) charge on all admissions/sales. Facility use may not be exclusive – multiple users' activities will be organized through the Seattle Parks and Recreation scheduling office.

NOTES for Department Sponsored Activities:

- See following page for synthetic and non-synthetic field fees for practices/games.
- All rentals are a minimum of one hour.
- Additional staff may be required due to nature of event and anticipated attendance.
- A damage deposit may be charged depending on nature of event and anticipated attendance.

- **Adult Sports Fees**

2021	2022	
\$25.00	\$25.00	Indoor Sports League Fee, per hour
\$30.00	\$30.00	Adult Sports Team Administration fee/team
\$81.00	\$81.00	Adult Outdoor Use, per hour – synthetic field
\$60.00	\$60.00	Adult Outdoor Use, per hour – non-synthetic field
\$31.50/ hr	\$31.50/ hr	Outdoor Field Lighting Fee, per hour

- **Youth Sports Fees**

2021	2022	
\$16.00	\$16.00	Youth Outdoor Use, per hour – synthetic field
\$10.50	\$10.50	Youth Outdoor Use, per hour – non-synthetic field
\$81.00	\$81.00	Private School Outdoor Use, per hour – synthetic field
\$60.00	\$60.00	Private School Outdoor Use, per hour – non-synthetic field
\$81.00	\$81.00	Outdoor youth Sports Camps, per hour – all field surfaces
\$31.50	\$31.50	Outdoor Field Lighting Fee, per hour

- **Sports Organizations’ Use Permits**

Sports organizations’ events, such as jamborees and tournaments, shall be subject to regular Use Permit charges. *See permit fee details on pages 31-33.*

- **Seattle Parks and Recreation Outdoor Tennis Courts**

Where a participant entry fee for tournaments or a fee for lessons is charged, 10% of gross receipts are to be paid to the Department in addition to the charges noted below. All persons who instruct tennis for a fee on Department courts must schedule according to court availability with the Scheduling Office, obtain the appropriate permit and pay the required fees. They must also successfully complete the Department’s Tennis Instructor’s Certification program and show proof of certification before a permit will be issued.

Tennis Reservations (4 or less players)

2021	2022	Scheduled based on availability.
\$8.00	\$8.00	1 hour, court rental, Adult play
\$13.00	\$13.00	1 hour, court rental, Private School
\$6.00	\$6.00	1 hour, court rental, Youth play

NOTE: *See “Amy Yee Tennis Center” on page 6 for Indoor Tennis fee rates.*

- **Outdoor Volleyball Courts**

Outdoor Volleyball Reservations

2021	2022	Scheduled based on availability.
\$8.00	\$8.00	1 hour, court rental, Adult play
\$8.00	\$8.00	1 hour, court rental, Private School

Facility Rentals

COMMUNITY MEETING ROOMS AND GYMNASIUMS

- Locations and Sizes**

The Department charges rental fees (according to the classifications of usage) for the use of social/meeting rooms and/or kitchens and/or gymnasiums at: *(see Appendix A for a listing of facility telephone numbers)*

Community Centers

	Meeting Room(s)			Kitchen		Gym	
	Small	Medium	Large	Small	Large	Sm/Half	Large
Alki	x	x	x	x			
Ballard	x	x	x	x		x	x
Bitter Lake	x	x	x		x	x	x
Bitter Lake Annex				x		x	
Delridge		x	x		x	x	x
Garfield	x	x	x		x	x	x
Garfield Teen Life Center	x	x		x		x	
Green Lake		x		x			x
Hiawatha	x	x	x	x			x
High Point	x	x	x	x			x
International District/Chinatown	x	x	x		x	x	x
Jefferson		x	x		x	x	x
Laurelhurst	x	x	x		x		
Loyal Heights	x		x	x		x	x
Magnolia		x	x	x			x
Magnuson		x					x
Meadowbrook	x	x	x		x	x	x
Meadowbrook Annex				x		x	
Miller	x	x	x	x	x		x
Miller Annex		x		x		x	
Montlake	x	x	x		x		x
Northgate	x	x	x		x	x	x
Queen Anne	x	x	x	x	x		x
Rainier	x	x	x		x		(2)
Rainier Beach	x	x	x		x	x	x
Ravenna Eckstein		x		x			x
South Park	x	x	x	x		x	
Van Asselt	x	x	x		x	x	
Yesler	x	x	x		x	x	x

Environmental Learning Centers

	Meeting Room(s)			Kitchen		Gym	
	Small	Medium	Large	Small	Large	Small	Large
Camp Long	x	x		x			
Carkeek Park		x					
Discovery Park	x	x		x			

Small Craft and Rowing & Sailing Centers

(See Appendix for telephone numbers)	Meeting Room(s)			Kitchen		Gym	
	Small	Medium	Large	Small	Large	Small	Large
Green Lake	x						
Mt Baker	x		x	x			

Specialized & Other Facilities

(See Appendix for telephone numbers)	Meeting Room(s)			Kitchen		Gym	
	Small	Medium	Large	Small	Large	Small	Large
Shelter houses, Bathhouses, and Lawn Bowling Clubs.	x	x	x				
Southwest Teen Life Center	x	x			x		x
Garfield Teen Life Center	x			x		x	
Meadowbrook Teen Life Center	x			x		x	

Meeting room and gymnasium space is available only during times Department and Advisory Council programs are not scheduled. Uses are determined by classification A or C as defined below:

Class A Use: Non-Commercial Use, for the general public, scheduled during operating hours. No admission fee, vendor fee and/or donation is requested or received.

Class A use is reserved for advertised, non-commercial, public events/meetings that are for the general public and are scheduled during hours of operation. (If scheduled outside normal facility operating hours, see Class C use.)

Class C Use: All other rentals and Class A rentals scheduled outside of regular operating hours

NOTE: *An event will be considered advertised if it has been announced in the local paper, through mass mailing, radio or social media announcements, posters throughout the community, posted in or distributed through the community center*

• Hourly Room and Gymnasium Rental Fees

NOTE: A non-refundable \$30.25 booking fee per site is required for ALL rentals in addition to the hourly rates. An additional charge is required for staff and the use of certain types of equipment, subject to availability at the facility. (See page 19 for definitions of “Class A” & “Class C”)

Rooms

Class A 2021	Class A 2022	Class C 2021	Class C 2022	
\$21.25	21.25	\$42.25	\$42.25	Small Rooms (1-400 square feet), per hr
\$27.25	\$27.25	\$54.25	\$54.25	Medium Rooms (401-1,500 square feet), per hr
\$36.25	\$36.25	\$72.25	\$72.25	Large Rooms (1,500+ square feet), per hr
\$15.25	\$15.25	\$30.25	\$30.25	Small Kitchen ^A (minimum of 2 hours), per hr
\$29.00	\$29.00	\$58.00	\$58.00	Large Kitchen ^A (minimum of 2 hours), per hr
10% of gross sales on Parks property	10% of gross sales on Parks property	10% of gross sales on Parks property	10% of gross sales on Parks property	If, in the course of the activity/event, charges are levied for admission, sales, concessions, or entry fees, the user will be subject to a minimum charge of 10% of the gross receipts.
N/A	N/A	\$75.00	\$75.00	Additional fee for events with ALCOHOL (insurance also required) ^B
\$250.00	\$250.00	\$250.00	\$250.00	Refundable rental and cleaning deposit (no alcohol)
N/A	N/A	\$500.00	\$500.00	Refundable damage deposit for events with ALCOHOL ^B
\$25.00 - \$250.00	\$25.00 - \$250.00	\$25.00 - \$250.00	\$25.00 - \$250.00	A non-refundable per hour maintenance fee may be charged and collected prior to the event as determined based upon event size and type.

^A Kitchens are not available for commercial use unless used in conjunction with a scheduled community special event held on a park site.

^B Insurance is required for all events with alcohol. Events with alcohol cannot be held during regular facility operating hours. Alcohol at approved events must remain in the facility.

Gymnasiums

Class A 2021	Class A 2022	Class C 2021	Class C 2022	Staff costs are additional (staff rates increase 1½ times per hour on holidays)
\$18.25	\$18.25	\$36.25	\$36.25	Small gym, Athletic use, per hr
\$39.25	\$39.25	\$75.25	\$75.25	Small gym, Non-Athletic use, per hr
\$24.25	\$24.25	\$48.25	\$48.25	Large gym, Athletic use, per hr
\$66.25	\$66.25	\$132.25	\$132.25	Large gym, Non-Athletic use, per hr

ENVIRONMENTAL LEARNING CENTERS

- **Group-Guided Nature Walks**

NOTE: Group-Guided Nature Walks may be conducted in cooperation with Environmental Learning Center Advisory Councils. Fees are established by the Advisory Council and may be obtained by calling the specific facility of interest (*see Appendix A for facility telephone numbers*).

- **Camp Long**

Group Day Use Booking Fee

NOTE: This reservation is for fire ring or rock/glacier reservations. Rock/glacier reservations require risk management review. Group Day Use is restricted to a maximum number of 250 participants. Schurman Rock, Glacier slab, and Fire Ring fees are non-refundable.

2021	2022	
\$8.00	\$8.00	Schurman Rock, Glacier slab, per hour (minimum 4 hrs), Group size 1-20 (insurance also required)
\$10.00	\$10.00	Fire Ring, per hour (minimum 4 hrs), Group size 1-50
\$11.00	\$11.00	Fire Ring, per hour (minimum 4 hrs), Group size 51-100
\$12.00	\$12.00	Fire Ring, per hour (minimum 4 hrs), Group size 101-150
\$14.00	\$14.00	Fire Ring, per hour (minimum 4 hrs), Group size 151-200
\$18.00	\$18.00	Fire Ring, per hour (minimum 4 hrs), Group size 201-250
\$50.00	\$50.00	Refundable damage/cleaning deposit

Cabin Rentals

NOTE: Overnight use of Cabins is restricted to a maximum number of 120 participants (i.e., 10 cabins @ 12 per cabin). Cabin fees are non-refundable.

2021	2022	
\$50.00	\$50.00	Per night, per cabin (maximum of 12 persons per cabin)
\$50.00	\$50.00	Refundable damage deposit per cabin
\$25.00	\$25.00	Per hour for “exclusive use” of Kitchen ^

Meeting Rooms

NOTE: A non-refundable \$30.25 booking fee per site is required for ALL rentals in addition to the hourly rates. An additional charge is required for staff and the use of certain types of equipment, subject to availability at the facility. “*Additional Fees for Meeting Rooms*” (below) may apply.

2021	2022	
\$54.25	\$54.25	Main Hall, per hour
\$42.25	\$42.25	Wonder Lab, per hour
\$42.25	\$42.25	Patio area, per hour (<i>also available at Discovery Park</i>)
\$30.25	\$30.25	Kitchen^, per hour

^ Kitchens are not available for commercial use unless used in conjunction with a scheduled community special event held on the park site.

Additional Fees for Meeting Rooms at Camp Long

2021	2022	
\$30.25	\$30.25	Booking fee
\$75.00	\$75.00	Alcohol fee (insurance also required)
\$25.00 - \$250.00	\$25.00 - \$250.00	A non-refundable per hour maintenance fee may be charged and collected prior to the event as determined based upon event size, number of participants and anticipated labor required for maintenance and cleaning for the activity.
\$500.00	\$500.00	Damage deposit with alcohol at event
\$250.00	\$250.00	Damage deposit without alcohol at event

Picnic Shelters

2021	2022	Rates are applied the same as other shelter and picnic fees (see page 29 for details) – Picnic shelter fees are non-refundable. See page 30 for Day Camp rates.
\$80.00	\$80.00	West Shelter – per day rate (tables included)
\$90.00	\$90.00	East Shelter – per day rate (tables included)

Challenge Course

2021	2022	NOTE: Challenge Course is for groups ONLY
\$150.00	\$150.00	Portable Challenge Facilitator, up to 2 hours, with contractual agreement
\$125.00	\$125.00	Half-day facility rental (per 15 youth participants) ^{A,B}
\$250.00	\$250.00	Full-day facility rental (per 15 youth participants) ^{A,B}
\$62.50	\$62.50	Half-day reduced rate on challenge course facility rental fee for qualifying groups serving low-income youth. ^A
\$125.00	\$125.00	Full-day reduced rate on challenge course facility rental fee for qualifying groups serving low-income youth. ^A
\$175.00	\$175.00	Per Facilitator, half day, with contractual agreement
\$35.00	\$35.00	Corporate Groups (per person)
\$80.00	\$80.00	Facilitator Training Program (per day) ^B

^AScholarships may be awarded to non-profit groups that can meet guidelines (as funds allow).

^BParticipants who are current members of WSU-4H sponsored groups will receive a 60% discount on Challenge Course fees.

Adventure/Activity Camps

2021	2022	NOTE: For middle to high school age youth
\$350.00	\$350.00	5-day camp, per person

Play & Zip

2021	2022	
\$30.00	\$30.00	Drop-in Program, per person (ages 14 and up)

• Discovery Park & Carkeek Park

Visitor's Center & Room Rentals: See “Community Meeting Rooms and Gymnasiums” section for further explanation of classification determinations and room rental information.

SPECIAL AMENITY FACILITIES

• Boathouse, Bathhouse, Shelterhouse, and Pumphouse Rentals

A non-refundable \$30.25 booking fee is required for ALL rentals in addition to the hourly rates.

2021	2022	
¹ \$230/ hour	¹ \$230/ hour	Mt Baker Boathouse STANDARD Room Rental – Main Hall (includes kitchen and amenities) <ul style="list-style-type: none"> • 5 hr minimum rental - applies to rentals on Friday, Saturday or Sunday
¹ \$150/ hour	¹ \$150/ hour	Mt Baker Boathouse DISCOUNT Room Rental – Main Hall (includes kitchen and amenities) <ul style="list-style-type: none"> • 3 hr minimum rental – applies to rentals on Monday through Thursday at any time of the day • 3 hr minimum rental – applies to rentals on Friday, Saturday, or Sunday with rental event ending no later than 2:00pm
\$200/hour	\$200/hour	Golden Gardens Bathhouse Building Rental – includes Main Hall, kitchen, & meeting room <ul style="list-style-type: none"> • 4 hr minimum rental Monday through Thursday • 8 hr minimum rental Friday, Saturday, or Sunday
\$70/hour	\$70/hour	Alki Beach Bathhouse Building Rental – Main Hall <ul style="list-style-type: none"> • 4 hr minimum rental
\$50/hour	\$50/hour	Alki Beach Bathhouse Painting Room (cannot be rented separately; must be rented in addition to Main Hall)
\$45/hour	\$45/hour	Alki Beach Bathhouse Patio (cannot be rented separately; must be rented in addition to Main Hall)
\$40/hour	\$40/hour	Pritchard Beach Bathhouse Building Rental – Main Hall <ul style="list-style-type: none"> • 2 hr minimum rental
\$10/hour	\$10/hour	Cal Anderson Shelterhouse Building Rental – Main Hall <ul style="list-style-type: none"> • 2 hr minimum rental
\$80/hour	\$80/hour	Dakota Place Shelterhouse Building Rental – Friday, Saturday or Sunday ONLY - includes exclusive use of Main Hall, side room & kitchenette <ul style="list-style-type: none"> • 3 hr minimum rental
\$50/hour	\$50/hour	Dakota Place Shelterhouse outside Patio (cannot be rented separately; must be rented in addition to shelterhouse)
\$20/hour	\$20/hour	Ward Springs Pumphouse Building Rental – Main Hall <ul style="list-style-type: none"> • 2 hr minimum rental

¹To facilitate cost recovery for Mt Baker space rentals, the “Standard” fee includes an additional \$135/hour surcharge and the “Discount” fee includes an additional \$85/hour surcharge assessed by the Mt Baker Boating Advisory Council who funded the construction project and equipment purchases.

- **Add'l Fees for Boathouse, Bathhouse, Shelterhouse, & Pumphouse**

2021	2022	
\$30.00	\$30.00	Booking fee
\$75.00	\$75.00	Alcohol fee (insurance also required)
\$25.00 - \$250.00	\$25.00 - \$250.00	A non-refundable per hour maintenance fee may be charged and collected prior to the event as determined based upon event size, number of participants and anticipated labor required for maintenance and cleaning for the activity.
\$500.00	\$500.00	Damage deposit with alcohol at event
\$250.00	\$250.00	Damage deposit without alcohol at event

• Warren G. Magnuson Park

Application Fees

2021	2022	
\$30.25	\$30.25	Booking Fee, non-refundable for indoor rentals
\$75.00	\$75.00	Application Fee, non-refundable for Use Permit Fee
\$25.00	\$25.00	Per location per day film shoots
\$50.00	\$50.00	First Amendment use permit fee
10% of gross + rental charges	10% of gross + rental charges	Admissions, booths, and sales revenue (includes all performance revenue)
\$75.00	\$75.00	Alcohol use fee (insurance also required)*
\$8.50	\$8.50	Tables, each
\$2.50	\$2.50	Chairs, each
\$25-\$250	\$25-\$250	A non-refundable per hour maintenance fee may be charged and collected prior to the event as determined based upon event size, number of participants and anticipated labor required for maintenance and cleaning for the activity
\$250.00	\$250.00	Refundable Damage deposit for events without alcohol
\$500.00	\$500.00	Refundable Damage deposit for events with alcohol

*Alcohol must remain in facility. Alcohol is not permitted during operating hours.

Special Amenity Facility/Site Rentals

2021	2022	<i>Note: Staff fee not included. *Tables & chairs rented separately</i>
\$83/hour	\$83/hour	Bldg 30 Workshop
\$93/hour	\$93/hour	West Wing – Admiral’s Office, office/kitchen, 4-hour minimum
\$175/hour	\$175/hour	Hangar 30, hourly weekday rate*
\$210/hour	\$210/hour	Hangar 30, hourly weekend rate*
\$95/hour	\$95/hour	Hangar 30, hourly weekday rate for regular evening rentals
\$24.25/hour	\$24.25/hour	Bldg 406 Brig, Belvedere room
\$54.25/hour	\$54.25/hour	Bldg 406 Brig, Garden room & Hawthorne Hills room
\$72.25/hour	\$72.25/hour	Bldg 406 Brig, Matthews Beach and View Ridge rooms
\$150/hour	\$150/hour	Garden Amphitheater, 2 hour minimum (Ceremonies)
\$258/hour	\$258/hour	**Parking area use fee – 25 or fewer spaces blocked per day (Building 30 parking lots only)
\$49/hour	\$49/hour	*Hourly use fee for Community, Natural, Special Use and Recreation Area parks (Magnuson Park only)

* Hourly use fee for Park Use Permits for all events except those constitutionally protected or those events covered under separate agreement. Contact Event Management office at 684-4081 for further information.

*** Parking area use fees apply to designated parking areas in some parks that the Parks Department deems necessary to reserve for events.*

Facility/Site Rentals

2021	2022	
50% of regular room rate	50% of regular room rate	Class A room rate per hour (+ booking fee) – <i>see Class A requirements on page 19</i>
\$48.25	\$48.25	Gym, athletic use, per hour
\$132.25	\$132.25	Gym, non-athletic use, per hour
\$42.25	\$42.25	Small room rate, per hour
\$54.25	\$54.25	Medium room rate, per hour
\$72.25	\$72.25	Large room rate, per hour
\$30.25	\$30.25	Kitchen rate, per hour

- **Washington Park Arboretum (Graham Visitor's Center)**

All fees are collected by the Arboretum Foundation. Please refer to the Arboretum's website for the current fee schedule. <https://botanicgardens.uw.edu/washington-park-arboretum/visit/venue-rental/>

MOORAGE, DOCKING, AND BOAT RAMP FEES

MOORAGE FEES

- **Leschi and Lakewood Marinas**

Moorage fees and all other marina facility or service fees will be established by a business vendor through the bidding process as authorized by separate ordinance. Moorage hours will be prominently posted at all times at each marina entrance. Contact the following for fees or any other information regarding Marinas:

Leschi Marina or Lakewood Marina: (206) 708-4619

DOCKING FEE (includes various Parks Department docks)

2021	2022	
\$75/ day	\$75/ day	Load/unload; short term moorage slip use + Application/Use Permit Fee
\$75.00	\$75.00	Application/Use Permit fee

Note: For Lake Union docking fee information, please contact the Center for Wooden Boats at (206) 382-2628.

BOAT RAMPS

2021	2022	
\$12.00	\$12.00	Daily Permit fee – consecutive daily permits may be purchased to allow for overnight parking (not to exceed 4 nights).
\$150.00	\$150.00	Annual Permit fee – overnight parking privileges not to exceed four consecutive nights.
\$75.00	\$75.00	Annual Permit fee (low income rate) – overnight parking privileges not to exceed four consecutive nights.

LAKE UNION PARK HISTORIC SHIPS WHARF

- **Center for Wooden Boats Fees**

Temporary use by vessels of the wharf and north seawall at Lake Union Park is managed by the Center for Wooden Boats under contract with Seattle Parks and Recreation. Fees are established by the Center for Wooden Boats consistent with and subject to the contract between Center for Wooden Boats and Seattle Parks and Recreation. For information, call 206-382-2628.

PARTICIPATION FEES

RECREATION PARTICIPATION FEES

As a service to the public, the Seattle Parks and Recreation may contract with Advisory Councils, or the Associated Recreation Council to collect fee payments. The contract shall require the Advisory Council or Associated Recreation Council to remit the participation fee to the City.

- **Community Center and Outdoor Recreation Class Fee**

2021	2022	
4.0%	4.0%	Percent of fee for all Advisory Council sponsored classes, programs, and sessions at community centers and for outdoor recreation programs.

- **Lifelong Recreation Program Participation Fees**

NOTE: These fees only apply to programs offered through the Department's Senior Adult Section. Senior adult fees for participation in other programs are listed elsewhere in this Fees and Charges Schedule. Where there is no senior adult fee listed for the activity, the adult fee will apply.

2021	2022	
4.0%	4.0%	Percent of Senior Adult Advisory Council class fee paid by registrants for all advisory council sponsored classes, programs and field trips.

- **Small Craft Center Class Participation Fees**

2021	2022	
\$41,500	\$41,500	Rowing Advisory Council fee (paid in quarterly installments)
\$14,000	\$14,000	Seattle Canoe Club (paid in quarterly installments)
\$45,000	\$45,000	Mt Baker Boating Advisory Council (paid in quarterly installments)

RESERVATIONS

• Park Area Ceremony Fee

NOTE: Areas are available in many parks for various special ceremony uses. See “USE PERMITS – General Provisions” for standard application Park Use Permits.

2021	2022	
\$200.00	\$200.00	Hourly fee, with 3-hour minimum for garden weddings or ceremonies at Kubota Gardens and Parsons Gardens
\$170.00	\$170.00	Hourly fee, with 2-hour minimum for wedding or ceremonies at Alki Beach Park, Golden Gardens Park, Hamilton Viewpoint, Sunset Hill Viewpoint, Volunteer Park, and Washington Park Arboretum
\$135.00	\$135.00	Hourly fee, with 2-hour minimum to use parks not listed above for weddings or other ceremonies

• Picnic Reservation Fee

NOTE: Tables at shelters are not included in shelter price and are charged separately. **Shelter rental must include shelter price plus fee for each table.**

2021	2022	
\$60.00	\$60.00	Each Regular Shelter per HALF-day (excluding Golden Gardens, Carkeek, Alki, Lincoln Park and Magnuson Park); additional fees will apply for tables under shelter. Half-day rates are 8:00 a.m.-2:00 p.m. OR 3:00 p.m.-10:00 p.m.
\$75.00	\$75.00	Each Shelter at Golden Gardens, Carkeek, Alki, Lincoln Park and Magnuson Park per HALF-day; additional fees will apply for tables under shelter. Half-day rates are 8:00 a.m.-2:00 p.m. OR 3:00 p.m.-10:00 p.m.
\$110.00	\$110.00	Each Regular Shelter per DAY (excluding Golden Gardens, Carkeek, Alki, Lincoln Park and Magnuson Park); additional fees will apply for tables under shelter. Full day rates are 8:00 a.m.-10:00 p.m.
\$120.00	\$120.00	Each Shelter at Golden Gardens, Carkeek, Alki, Lincoln Park and Magnuson Park per DAY; additional fees will apply for tables under shelter. Full day rates are 8:00 a.m.-10:00 p.m.
\$25.00	\$25.00	Each Table, per day
\$15.00	\$15.00	Each Table, per half day
\$25.00	\$25.00	Reschedule fee (14-day notice required to reschedule)

- **Day Camps Booking Fee**

2021	2022	
50% discount of Shelter and/or Table fees	50% discount of Shelter and/or Table fees	Discount of “Picnic Reservation Fees” and Camp Long Shelters as found in Fees and Charges, plus \$75 use permit application fee.

PERMITS

USE PERMITS

Use Permits authorize non-department groups to utilize Seattle Parks and Recreation property for special events (i.e., runs, boating, concerts, day camps, community festivals, rallies, commercials, etc.). Additional charges may apply to cover direct cost of special services/requests.

• General Provisions

NOTE: Insurance shall be required when the planned event or any structure, activity or feature thereof presents a significant risk of liability or loss for the City, its officers, or for the applicant, due to personal injury or property damage. The insurance requirement shall not apply to events where the sole activity consists of expression protected by the First Amendment and does not involve the use of any structures, vehicles, equipment, apparatus or machinery that creates a significant risk of personal injury or property damage. In addition, an application fee will be collected upon formal written application. This fee is non-refundable, except when the Department denies a request.

2021	2022	
\$50.00	\$50.00	Application fee – First Amendment Events, including political activities.
\$75.00	\$75.00	Standard Application fee – Use Permits (i.e., runs, boating, concerts, day camps, community festivals, rallies, seasonal concession permits, etc.)
\$30.00	\$30.00	Booth fee – As part of a special event, a charge of \$30.00 per booth or 10% of gross sales, whichever is greater.
10% of gross sales on Parks property	10% of gross sales on Parks property	<u>For events OPEN to the general public without restriction:</u> If, in the course of the activity/event, charges are levied for admission, entry fees, sales of goods or services, food or beverages, the user will be subject to a percentage of sales fee. For an activity/event open to the general public without restriction and without ticket or fee required for admission, this percentage of sales will equal 10% of the gross receipts for those items not free. 10% fees are due within 10 days of the expiration of the permit.
The greater of 10% of gross sales on Parks property or \$5,000	The greater of 10% of gross sales on Parks property or \$5,000	<u>For events that RESTRICT general public access:</u> For events that restrict or limit access to the general public through the use of controlled entry points the percentage of sales fee shall be set at \$5,000.00 per day minimum or 10% of the gross receipts for those items not free, whichever is greater. In these cases, the percentage of sales applies to all admissions, registration fees or tickets, including those not purchased on Parks property collected before during or after the event. This minimum percentage of sales fee will be added to the park use reservation and must be paid in advance with all fees due prior to permitting. When sales generate additional fees, those fees are due within 10 days of the expiration of the permit.

The greater of 10% of gross sales on Parks property or \$10,000	The greater of 10% of gross sales on Parks property or \$10,000	<p><u>For events that EXCLUDE general public access:</u></p> <p>For events that exclude the general public because the event is private in nature and restricted to a specific group or invited attendees, the percentage of sales fee shall be set at \$10,000.00 per day minimum or 10%, whichever is greater. In these cases, the percentage of sales fee applies to all admissions, registration fees or tickets, including those not purchased on Parks property collected before during or after the event. These fees apply to all days of event set up, event execution and event break down while the event area is restricted to the general public.</p> <p>This minimum will be added to the park use reservation and must be paid in advance with all fees due prior to permitting. When sales generate additional fees, those fees are due within 10 days of the expiration of the permit.</p>
\$25.00	\$25.00	Load/Unload fee, per vehicle – for short-term access into non-parking areas or those areas accessed through a locked gate or bollard.
\$95.00	\$95.00	Utility hook-up fee – for any utility hook-up performed by Department personnel.
\$75.00	\$75.00	Alcohol use permit fee
\$75.00	\$75.00	Supplemental Late Application Fee – for requests submitted less than 6 working days before event. (Fee does not apply to First Amendment events)
\$100.00	\$100.00	Per surface (advertising banner, canopy/tent wall, sign, vehicle surface, inflatables, other) per day – for posting signage (including signage that contains both commercial and non-commercial elements) in a park in conjunction with a park use permit.
\$15.00	\$15.00	*Hourly use fee for Triangles, Circles, Squares, Pocket parks, Boulevards, and the Burke Gilman Trail
\$25.00	\$25.00	*Hourly use fee for Downtown & Neighborhood parks
\$35.00	\$35.00	*Hourly use fee for Community, Natural, Special Use and Recreation Area parks
\$175.00	\$175.00	**Parking area use fee – 25 or fewer spaces blocked per day
\$225.00	\$225.00	**Parking area use fee – 26-50 spaces blocked per day
\$575.00	\$575.00	**Parking area use fee – 51 or more spaces blocked per day

* Hourly use fee for Park Use Permits for all events except those constitutionally protected or those events covered under separate agreement. Contact Event Management office at 684-4081 for further information.

** Parking area use fees apply to designated parking areas in some parks that the Parks Department deems necessary to reserve for events.

- **Permits and Agreements for Activity Permits**

In order to provide positive activation to parks, needed amenities for park users and services that enhance the park experience or provide applicable opportunities that the Department does not provide, agreements and permits are periodically issued to interested parties and organizations and small businesses. Permits are mandatory for doing business in a park. NOTE: Rating criteria emphasis is put on WMBE businesses and those businesses are encouraged to register in the City’s WMBE database. Activities must align with the Department mission and goals. Activity (Fitness and Nature Education) opportunities are advertised on the Department website year-round.

2021	2022	<i>All fees are payable in advance at the time the permit is purchased.</i>
\$75.00	\$75.00	Permit Administrative fee – Activities (Fitness & Education classes) operating less than ten (10) hours per week with fewer than 35 participants at any time.
\$75.00	\$75.00	Monthly (per park) Permit fee – Activities (Fitness or Education) operating, but not vending in the Parks with fewer than 35 participants and less than ten (10) hours per week operating in a park.

• Use of Park Facilities for Filming/Photography

NOTE: Regular permit fees apply to below charges, including late permit fee.

Commercial filming and photography for advertising within the City of Seattle is covered under the Seattle Filming Ordinance. All of the information that you need about filming in Seattle can be found in the Seattle Film Manual, located online at <http://www.seattle.gov/filmandmusic/film/film-permits>

2021	2022	
\$30.00	\$30.00	Per 4-hour block of time, per park, for commercial filming/photography (wedding photos, graduation photos, etc.). NOTE: Fees for Garden Sites may be higher, depending upon time of year and/or days requested.

• First Amendment Vending

Persons may apply for a permit to vend merchandise that is inherently expressive or in which a political, religious, philosophical or ideological message is inextricably intertwined. Such “First Amendment Vending” is governed by regulations adopted by the Seattle Parks and Recreation. When conducted on a park drive or boulevard, First Amendment Vending is subject to a base permit fee of seventy-five dollars (\$75.00) for a monthly site permit. When conducted within a park, First Amendment Vending is subject to a monthly base permit fee of seventy-five dollars (\$75.00). Questions concerning the First Amendment Vending Regulations may be directed to the Parks Concessions Coordinator at 233-0063.

• Construction Plan Review

The Seattle Parks and Recreation (SPR) charges a fee of \$128 per hour for our cost of construction plan reviews, including review of development plans from both private and public entities that affect park property. This SPR fee is in addition to the fee currently charged by the Department of Planning and Development (DPD), excluding Public Works projects which are requested for review outside the DPD review process. The DPD fee includes elements to reimburse DPD, Seattle Public Utilities (SPU), the Department of Health, and Seattle Department of Transportation (SDOT), for the plan

review work done by their staff. For further information, please contact the Parks Planning & Development section at 206-684-4860.

PERMITS FOR NON-PARK USES of PARK PROPERTY (Revocable Use Permits or RUPs)

• General Provisions & Fees

Revocable Permits to Use or Occupy Park Property, commonly called Revocable Use Permits, are issued by the Superintendent of Parks and Recreation, under authority of Seattle Municipal Code (SMC) 18.12.042, 18.12.045, and 18.12.275, for various short-term or on-going (i.e., Limited Term or Continuing Use, respectively) **non-park uses** of public land under the control of the Seattle Parks and Recreation. **Permits are revocable upon thirty (30) days' notice** or immediately upon failure of the Permittee to comply with the terms and conditions of the Permit. **Unauthorized use of park property**, including failure to apply for and obtain a Revocable Use Permit, **is unlawful and subject to enforcement** actions or other remedies as specified in SMC 18.30 or other applicable law.

In accordance with the Policy on Non-Park Uses of Park Lands, as endorsed by City Council Resolution 29475, it is the policy of the Seattle Parks and Recreation to **limit authorized non-park uses of park land to the fullest extent practicable**. Fees and conditions set for Revocable Use Permits **are intended to discourage private, non-park uses of park lands**; encourage the elimination of encroachments; and promote private and public cooperation in maintenance of park lands in a manner consistent with a public park-like character.

Consideration of any permit application requires payment of an Application Fee, unless City action to a public right-of-way resulted in inaccessibility from other than park property. The **Application Fee is non-refundable**. Issuance of a permit requires payment of a Permit Fee which is:

- a **fixed daily fee** (i.e., **Limited Term permit fee**); and/or
- calculated in accordance with a **formula (Continuing Use permit fee)**; or
- a **minimum** permit fee.

Application Fees and Permit Fees are set periodically by ordinance. Under exceptional circumstances, the Superintendent of Parks and Recreation may waive or reduce the Revocable Use Permit Fee, in accordance with criteria established by SMC 18.28.030 or SMC 18.28.040. Creek restoration projects proposed by other City departments are specifically exempted from permit fees of any kind as the City recognizes these projects as valuable enhancements to its parks and recreation assets. In determining whether the Permit Fee should be **waived or reduced**, the Superintendent shall be guided by:

- The benefit to the public and the direct benefit to the park system;
- The frequency and/or amount of usage requested;
- The effect on and fairness to other park users;
- Consistency with policies underlying the fee schedule and SMC Chapter 18; and
- The consequences of denying the request.

The Superintendent may authorize the **acceptance of permanent physical improvements**, such as constructed improvements or landscaping, as compensation in lieu of the Permit Fee in those circumstances where the proposed in lieu compensation can be shown to be equal to, or greater, in value than the calculated or set amount of the Permit Fee, provided that the Superintendent shall not

accept such in lieu compensation where the improvement is inconsistent with the City's health, safety or aesthetic standards, the mission or policy of the Parks Department, or conveys any message that is not adopted by the City.

Waiver or reduction of the Permit Fee **does not necessarily waive or reduce other fees, charges, requirements, or obligations** in connection with issuance of a Revocable Use Permit including Application Fee, Inspection Fee, processing charges, insurance or indemnity requirements, or restoration requirements.

Limited Term Permit Fee

Limited Term permits may be issued for necessary uses of park property for brief periods of time, generally expected to be **limited to ninety (90) days or less**; however, Limited Term permits may be issued for uses expected to continue beyond ninety (90) days. **Examples of activities** for which Limited Term permits may be issued include removal of encroachments, installation of landscaping consistent with Department guidelines, utility installations, and temporary access.

The Limited Term permit fee will be **charged at a daily rate from the date the permit is issued or the date the use or occupancy of park property began, whichever is earlier**, until the activity is completed and all conditions of the permit, including restoration of any damage to park land, have been satisfied. If seasonal factors, such as planting conditions or construction prohibitions, warrant a delay between the time the use or occupancy of park property is completed and the time the restoration is completed, no Permit Fee shall be charged for the interim period, unless the park land is unavailable for the use or enjoyment of the public.

If a Revocable Use Permit is issued for a use of park land that is expected to continue for a limited period of time, such as a Limited Term permit, but for a **period exceeding ninety (90) days**, the fee shall be the daily rate set for Limited Term permits for the first ninety (90) days; the fee for the period exceeding ninety (90) days shall be calculated in accordance with the Continuing Use permit fee.

Under no circumstances shall a Limited Term permit fee be converted to a lesser fee due to extension of the anticipated completion date of the permitted activity. If upon inspection it is determined that the permit conditions have not been satisfied, charges for additional daily fees at the same rate shall accrue until conditions have been satisfied.

Continuing Use Permit Fee

Continuing Use permit fees shall be charged for **uses expected to continue for an extended period of time, generally beyond ninety (90) days (e.g., encroachments or other non-park uses that will not be corrected or eliminated within a ninety (90) day period)**. Continuing Use permit fees shall be calculated using a **formula** based on land **Value**, **Area** of use, a **Barrier** factor, and a **Rate** of return (**V x A x B x R**).

The **Value** of the park land used shall be determined by calculating the average of the **assessed value** per square foot of the benefited property and the assessed values per square foot of **comparable** (i.e., similarly zoned, having similar amenities such as waterfront or view), nearby (within a distance not to exceed 1,000 feet) **non-park properties**.

The **Area** shall be the total of the square footage of park land actually used or occupied for non-park purposes and/or the square footage of park land that is subject to a barrier to public use and/or enjoyment.

The **Barrier Factor** is a multiplier of 1 or less than 1, representing the extent of barrier to public use and enjoyment, as set by the following scale. If two or more Barrier Factors may apply, the greater factor shall apply.

Factor: **1.00** Full use and/or occupancy of area, preventing public use or occupancy of the area (e.g., a private structure); or creation of a physical barrier denying public use or access to the area (e.g., a fence or hedge);

.70 Creation of a perceptual barrier by improvements or actions that capture the public space for private use (e.g., paving, shrubbery, other plantings);

.35 Private landscaping or other improvements on park land that violate, exceed, or are inconsistent with established design guidelines or reasonable standards intended to preserve the public park-like character of park lands (e.g., private access drive or walkway in excess of standard; private lighting or safety railings that exceed a security function).

The **Rate** of return (i.e., land capitalization rate) is set at 10%.

Continuing Use permit fees for permit **periods of less than twelve (12) months are payable in full prior to permit issuance**. Continuing use permit fees for permit periods anticipated to continue for twelve (12) months or more may be pro-rated and annualized and payable in advance for such annualized date as the Department shall establish. If the permit period is shorter than anticipated, the permit fees paid in advance shall be prorated for the time used and over-payment shall be refunded, except in the case of revocation due to Permittee's failure to comply with the terms and conditions of the permit, in which case no refund shall be given. **Permits for utility installations, such as electrical, natural gas, or telephone service, shall be charged as Limited Term permits**, based on the permit period necessary for installation.

There is no Permit Fee charged for Limited Term permits of ninety (90) days or less issued expressly to allow the removal or elimination of an encroachment onto park land.

There is no Permit Fee charged for certain non-park uses of park land which may be allowable by property right, such as driveway access from the roadway portion of a park boulevard if access is not available from any other right-of-way, or pedestrian walkway from a public sidewalk to the abutting private property, if such uses comply with established design guidelines or reasonable standards intended to preserve the public park-like character of park lands.

Revocable Use Permit FEE SCHEDULE

2021	2022	
\$200	\$200	Application Fee (non-refundable; includes one (1) on-site inspection and two (2) hours of staff time for reviewing and processing application)
\$200	\$200	Inspection and/or Monitoring, per hour (Application fee includes one on-site inspection. Additional on-site charges at \$200.00 per hour may be assessed, for on-site inspections and/or monitoring, if specified in the Permit or if necessary in the Department's judgment, due to Applicant's or Permittee's action(s), or failure to comply with the terms and conditions of the permit.)
\$250	\$250	Limited Term Permit, per day, OR \$325.00 minimum, whichever is greater
Formula	Formula	Continuing Use Permit, determined by formula ($V \times A \times B \times R$) OR \$650.00 minimum, whichever is greater
\$130	\$130	Processing Charges, per hour (costs of staff time in excess of two (2) hours to review and process permit applications; payable prior to permit issuance.)

VIEW TREE PRUNING PERMIT

Private Citizens may apply for a permit if they wish to hire a qualified, bonded tree service firm to perform view tree pruning which is not normally done as part of the Department tree maintenance program along its designated viewpoints and scenic drives. The request for this permit must be submitted in writing to the Manager of our Citywide Horticulture Unit. Three site inspections by a Department Landscape Supervisor will be performed: the first inspection to review the request and make a determination of allowed pruning, the second (if the request is approved) during the proposed work to ensure compliance with the permit, and a final inspection for satisfaction of all permit specifications.

2021	2022	
\$50.00	\$50.00	Application fee, non-refundable. Must be submitted with the written request for a View Tree Pruning Permit.
\$100.00	\$100.00	Permit fee, due upon issuance of the View Tree Pruning Permit
\$100.00	\$100.00	Bond from tree service firm must be submitted prior to work. The tree service firm is also required to submit proof of insurance in a minimum amount of \$1,000,000 bodily injury liability and \$5,000 property damage.
\$80.00	\$80.00	Forester staff time (per hour) required for public communications, site visits, and designated paperwork.

PROMOTIONAL & MARKETING FEE WAIVERS & REDUCTIONS

The Superintendent of the Seattle Parks and Recreation is authorized, as provided in SMC 18.28.020, to waive or reduce entry or use fees from those contained in an approved fee schedule in conjunction with the promotion and marketing of Park and Recreation programs.

EXAMPLES OF FEE WAIVERS & REDUCTIONS

Authorized activities include, but are not limited to, the following arrangements:

1. **Sponsored days:** A sponsored day or activity for which a sponsor pays the Department a fixed fee, a matching amount, or supplies advertising, service, or other benefit. In exchange, the Department provides free public entry use of the facility, or free or reduced entry for a certain segment of the public (e.g., children under 12, senior citizens, anyone donating clothing or food for a drive for those in need); for a special group of the public (e.g., participants in a community parade); or to the first entrants up to a specified number.
2. **Bonus and prizes:** The Department may distribute to users or entrants an item supplied by the sponsor (e.g., a button, a balloon, literature, an item of apparel, or a donated prize for an achievement).
3. **Combination tickets:** The Superintendent may issue a combination ticket for use of multiple City facilities or participation in multiple City events. A combination ticket may also take the form of a reciprocal discount or credit. For example, presentation of a ticket stub or coupon from an aquarium in another city may entitle the holder to a credit on admission to the Seattle Aquarium when a receipt for paid entry to Seattle's Aquarium entitles the holder to like privileges in the facility of the other city. In those cases, where a combination ticket is authorized, combining multiple events and facilities:
 - o The combined ticket price may be less than the amount that would be paid for each entry or event singly;
 - o The combined ticket shall expire within a time period after the ticket's sale or first usage, with said period to be determined by the Superintendent of the Seattle Parks and Recreation or his or her designee; and
 - o The City and any other participant organizations shall apportion the revenue from the combined sale by a ratio or formula.
4. **Discount Coupons:** A coupon allowing two people to enter for the price of one person, or the coupon holder to enter at a reduced rate. Coupons may be offered through a sponsor who makes a payment to the City or who provides special advertising in return. For example, the coupon may accompany an advertisement in a widely distributed publication for tourists, which contains similar coupons for other attractions. The Department may also use coupons as a way of reaching out to a group or segment of the citizenry, who would not attend or use the facility at the established fee.

5. **Prepaid Passes:** During special hours or otherwise, admission may be sold to a tour company, the organizer of a convention, or an association at an aggregate fee for all members and the participants may be granted entry, either as a group or individually, at the hours or on the days authorized by presenting a ticket or other indication of pre-payment.
6. **Departmental Free or Half-Price Days:** “Senior citizens’ days” may be offered during which time people over a minimum age are admitted free; a free day may be provided for the public to see and enjoy an exhibit financed through a bond issue or by a public fund-raising drive; on a “Kids’ Day” or “Neighborhood Day,” admission may be free for children and low income adults; a free golf lesson day for kids may be provided; or free swimming day at our pools may be provided.
7. **Promotional Purposes:** The Department may offer extended evening hours or special discounts during specific periods in the year to encourage high attendance at our park facilities. Some examples include, but are not limited to, the following:
 - (a) Extended Aquarium hours and special discounts during the summer.
 - (b) Extended special discount for swimming fees during the summer.

APPENDIX

APPENDIX A - Facility Phone Numbers

(Area Code 206)

AQUARIUM

Administrative Office	386-4300
Member/Group Sales/Registrar	386-4353

AQUATICS FACILITIES

ROWING & SAILING CENTERS

Green Lake Small Craft Cntr ...	684-4074
Mt. Baker Rowing & Sailing ...	386-1913

SWIMMING POOLS

Ballard Pool	684-4094
Colman Pool (summer only)....	684-7494
Evans Pool	684-4961
Madison Pool	684-4979
Meadowbrook Pool	684-4989
Medgar Evers Pool.....	684-4766
Mounger Pool (summer only)..	684-4708
Queen Anne Pool	386-4282
Rainier Beach Pool	386-1925
Southwest Pool.....	684-7440

ARBORETUM/GARDENS

WA Arboretum Visitor Center.....	543-8800
Japanese Gardens	684-4725

GOLF DRIVING RANGES

DRIVING RANGES

Interbay	285-2200
Jefferson	763-8989

GOLF COURSES

Green Lake (Pitch & Putt)	632-2280
Interbay	285-2200
Jackson Park.....	363-4747
Jefferson Park.....	762-4513
West Seattle	935-5187
West Seattle Clubhouse	
Restaurant (Banquets)	932-7577

MOORAGES AND BOAT RENTALS

Green Lake Boat Rentals	527-0171
Lakewood Moorage	722-3887
Leschi Moorage	325-3730

RENTAL FACILITIES

COMMUNITY CENTERS

Alki	684-7430
Ballard	684-4093
Bitter Lake	684-7524
Delridge.....	684-7423
Garfield	684-4788
Green Lake.....	684-0780
IDC CC	233-0042
Hiawatha	684-7441
High Point	684-7422
Jefferson.....	684-7481
Laurelhurst	684-7529
Loyal Heights.....	684-4052
Magnolia	386-4235
Meadowbrook	684-7522
Miller.....	684-4753
Montlake	684-4736
Northgate.....	386-4283
Queen Anne	386-4240
Rainier.....	386-1919
Rainier Beach.....	386-1925
Ravenna-Eckstein	684-7534
South Park.....	684-7451
Southwest.....	684-7438
Van Asselt.....	386-1921
Yesler	386-1245

ENVIRONMENTAL LEARNING CENTERS

Camp Long	684-7434
Carkeek Park.....	684-0877
Discovery Park.....	386-4236
Seward Park	684-4396

OTHER FACILITIES

Langston Hughes Performing	
Arts Center	684-4757

SAND POINT/MAGNUSON PARK

Community Center.....	684-7026
-----------------------	----------

SEATTLE (Amy Yee) TENNIS CENTER

Indoor & Outdoor courts.....	684-4764
------------------------------	----------

APPENDIX B - Permit, Reservation, and Information Phone Numbers

(Area Code 206)

Athletic Field/Court Scheduling

Field Scheduling – Individual	684-4077
Field Scheduling – League.....	684-4082
Tennis	
Indoor courts	684-4764
Outdoor courts	684-4077
Outdoor courts (Tennis Center)	684-4764

General & Group Reservations

Day Camp Reservations.....	684-4081
Picnic Area Reservations	684-4081
Weddings	
Camp Long (outdoor)	684-7434
Facility (indoor) (call specific facility)	
Park areas	684-4081

Specialized Permits & Contracts

Boat Launch Permits.....	684-7249
Commercial Use Permits	684-4080
Concession Contracts.....	684-8002
Construction Plan Review.....	684-4860
Events & Filming (held on Park property)	
Commercial events.....	684-4080
Film Permits.....	684-4081
@ Magnuson	233-7892
Special Events	684-4080
Revocable Use Permits	684-4860
Special Events Permits.....	684-4080
Special Events at Magnuson Park..	233-7892
Tree Trimming.....	684-4713

Information

General Information.....	684-4075
Business Service Center.....	684-5177
Summer Wading Pool Hotline	684-7796
Ballfield Rainout Hotline	233-0055

APPENDIX C - Athletics Field Inventory

(*Field Owner: COS = City of Seattle; SPS = Seattle Public Schools)

Field	*Field Owner	Surface	Baseball/ Softball	Soccer	Football	Other	Lighted	Season of Use
African American Academy	SPS	Grass		X				Fall
Alki 1	COS	Grass	X					Sp/Sum
Alki Soccer	COS	Grass		X				Fall
Ballard 1 & 2	COS	Grass	X				X	Sp/Sum
Ballard Soccer	COS	Grass		X			X	Fall
Ballard HS Football	SPS	Synthetic		X	X	X		Year Round
Bar-S 1 & 2	COS	Grass	X					Sp/Sum
Bayview 1	COS	Grass	X					Sp/Sum
Bayview Soccer	COS	Grass		X				Fall
Beacon Hill	COS	Grass	X					Sp/Sum
Beacon Hill Soccer	COS	Grass		X				Fall
BF Day	COS	Grass	X					Sp/Sum
BF Day Soccer	COS	Grass		X				Fall
Bitter Lake 1 & 2	COS	Grass	X				X	Sp/Sum
Bitter Lake Soccer	COS	Grass		X			X	Fall
Bobby Morris 1 & 2	COS	Synthetic	X				X	Sp/Sum
Bobby Morris Soccer	COS	Synthetic		X		X	X	Fall/Win
Boren Baseball	SPS	Grass	X					Sp/Sum
Boren Soccer	SPS	Grass		X				Fall
Brighton 1	COS	Grass	X				X	Sp/Sum
Brighton 2 & 3	COS	Grass	X					Sp/Sum
Brighton Soccer	COS	Grass		X			X	Fall
Cleveland Soccer	COS	Grass		X				Sp-Fall
Cleveland Track	COS	Cinder				X		Sp/Sum
Colman	COS	Grass	X					Sp/Sum
Colman Soccer	COS	Grass		X				Fall
Cowen	COS	Grass				X		Sp/Sum
Dahl 1 & 3 & 4	COS	Grass	X					Sp/Sum
Dahl 2	COS	Grass	X				X	Sp/Sum
Dahl North	COS	Grass		X			X	Sum-Fall
Dahl South Soccer	COS	Grass		X				Sum-Fall

Field	*Field Owner	Surface	Baseball/ Softball	Soccer	Football	Other	Lighted	Season of Use
Dahl West Soccer	COS	Grass		X			X	Fall
Decatur 1 & 2	SPS	Grass	X					Sp/Sum
Decatur North & South Soccer	SPS	Grass		X				Fall
Delridge Soccer	COS	Synthetic	X			X	X	Year Round
Delridge 1 & 2	COS	Synthetic		X			X	Sp/Sum
Eckstein	SPS	Synthetic		X		X		Year Round
Ella Bailey	COS	Grass		X				Fall
Fairmount	COS	Grass	X					Sp/Sum
Fairmount Soccer	COS	Grass		X				Fall
Franklin Football	SPS	Synthetic		X	X	X		Year Round
Franklin Track	SPS	Synthetic				X		Year Round
Garfield 1	COS	Synthetic	X				X	Sp/Sum
Garfield 2 & 3	COS	Grass	X					Sp/Sum
Garfield Soccer	COS	Grass		X	X		X	Fall
Garfield HS Football	SPS	Synthetic		X	X	X		Year Round
Garfield HS Track	SPS	Synthetic				X		Year Round
Gatzert Baseball	SPS	Grass	X					Sp/Sum
Gatzert Soccer	SPS	Grass		X				Fall
Genesee Lower & Upper	COS	Synthetic		X		X	X	Year Round
Georgetown Soccer	COS	Synthetic		X		X	X	Year Round
Gilman 1 & 2	COS	Grass	X					Sp/Sum
Gilman Soccer	COS	Grass		X				Fall
Green Lake 1 & 2	COS	Grass	X					Sp/Sum
Green Lake Soccer	COS	Grass		X		X		Fall
Hiawatha 1	COS	Synthetic	X				X	Sp/Sum
Hiawatha Soccer	COS	Synthetic		X		X	X	Year Round
Highland Park 1 & 2	COS	Grass	X					Sp/Sum
Highland Park Soccer	COS	Grass		X				Fall
Hughes 1 & 2	COS	Grass	X					Sp/Sum
Hughes Soccer	COS	Grass		X				Fall

C
APPENDIX

Field	*Field Owner	Surface	Baseball/ Softball	Soccer	Football	Other	Lighted	Season of Use
Hutchinson 1 & 2	COS	Grass	X					Sp/Sum
Hutchinson Soccer	COS	Grass		X		X		Fall
I-90 Lid	COS	Grass		X				Sp/Fall
Ingraham Soccer 1 & 2	SPS	Synthetic		X		X	X	Year Round
Ingraham Baseball/Softball	SPS	Synthetic	X				X	Sp/Sum
Ingraham Stadium	SPS	Synthetic		X	X	X	X	Year Round
Ingraham Track	SPS	Synthetic				X	X	Year Round
Interbay 1	COS	Grass	X					Sp/Sum
Interbay 2	COS	Grass	X				X	Sp/Sum
Interbay Stadium		Synthetic		X			X	Year Round
Interbay T-Ball	COS	Grass	X					Sp/Sum
Interbay Soccer	COS	Grass		X	X		X	Fall
Jefferson	COS	Synthetic		X		X	X	Year Round
John Rogers NE, NW, SE, SW	SPS	Grass	X			X		Sp/Sum
John Rogers Soccer	COS	Grass		X				Fall
Judkins 1 & 2	COS	Grass	X					Sp/Sum
Judkins Middle & Mod Soccer	COS	Grass		X		X		Fall
Judkins Football	COS	Grass			X	X		Fall
Lakeridge	COS	Grass	X					Sp/Sum
Lakewood 1	COS	Grass	X					Sp/Sum
Lakewood Soccer	COS	Grass		X				Fall
Laurelhurst 1 & 2	COS	Grass	X					Sp/Sum
Laurelhurst Soccer	COS	Grass		X				Fall
Lawton Park	COS	Grass	X					Sp/Sum
Lincoln Park 1 & 2 & 3	COS	Grass	X					Sp/Sum
Lincoln Park Cross Country	COS	Grass				X		Fall
Lincoln Park Soccer	COS	Grass		X	X			Fall

C
APPENDIX

Field	*Field Owner	Surface	Baseball/ Softball	Soccer	Football	Other	Lighted	Season of Use
Lower Woodland 1	COS	Synthetic	X				X	Sp/Sum
Lower Woodland 3, 4, 5, & 6	COS	Grass	X				X	Sp/Sum
Lower Woodland 2 & 7	COS	Synthetic		X		X	X	Year Round
Lower Woodland Track	COS	Cinder				X	X	Sp/Sum
Loyal Heights 1 & 2	COS	Synthetic	X				X	Sp/Sum
Loyal Heights Football	COS	Synthetic		X	X	X	X	Fall/Win
Madison	SPS	Grass	X	X				Sp/Sum/Fall
Madrona	COS	Grass	X	X				Sp/Sum
Magnolia 1 & 2	COS	Grass	X				X	Sp/Sum
Magnolia 3, 4, 5, & 6	COS	Grass	X					Sp/Sum
Magnolia 6 North & South	COS	Grass		X				Sp/Fall
Magnolia Soccer NE & NW	COS	Grass		X		X		Sp-Fall
Magnolia Soccer South	COS	Grass		X			X	Fall
Magnuson 1, 2, 3, & 4	COS	Grass		X		X		Sp-Fall
Magnuson 5, 6, 7	COS	Synthetic		X		X	X	Year Round
Magnuson 8	COS	Synthetic	X					Sp/Sum
Magnuson 9	COS	Synthetic	X				X	Sp/Sum
Maple Leaf 1	COS	Grass	X					Sp/Sum
Maple Leaf Soccer	COS	Grass		X				Fall
Maple Wood 1 & 2	COS	Grass	X					Sp/Sum
Maple Wood Soccer		Grass		X				Fall
Marshall Elem	SPS	Grass		X				Fall
McGilvra	SPS	Synthetic		X				Year Round
Meadowbrook 1, 2, & 3	COS	Grass	X					Sp/Sum
Miller 1 & 2	COS	Synthetic	X				X	Sp/Sum

C
APPENDIX

Field	*Field Owner	Surface	Baseball/ Softball	Soccer	Football	Other	Lighted	Season of Use
Miller Soccer	COS	Synthetic		X		X	X	Year Round
Montlake 1	COS	Grass	X					Sp/Sum
Montlake Football & Soccer	COS	Synthetic		X	X			Year Round
Montlake Track	COS	Cinder				X		Sp/Sum
Nathan Hale Stadium	SPS	Synthetic		X	X	X	X	Year Round
Nathan Hale Track	SPS	Synthetic				X	X	Sp/Sum
North Acres 1 & 2	COS	Grass	X					Sp/Sum
North Acres Soccer	COS	Grass		X				Fall
North Beach 1	SPS	Grass	X					Sp/Sum
North Beach Soccer	SPS	Grass		X				Fall
North Gate 1, 2, 3, & 4	SPS	Grass	X					Sp/Sum
North Gate Soccer	SPS	Grass		X				Fall
Olympic Hills North	SPS	Grass	X					Sp/Sum
Olympic Hills Soccer	SPS	Grass		X				Sp/Sum
Pinehurst	COS	Grass	X	X				Sp-Fall
Queen Anne 1 & 2	COS	Grass	X				X	Sp/Sum
Queen Anne 3	COS	Grass	X					Sp/Sum
Queen Anne Soccer	COS	Grass		X			X	Fall
Queen Anne Bowl	COS	Synthetic		X	X	X		Year Round
Queen Anne Bowl Track	COS	Cinder				X		Sp/Sum
Queen Anne East	COS	Grass	X	X				Sp-Fall
Rainier 1, 2, & 3	COS	Grass	X				X	Sp/Sum
Rainier Football	COS	Grass			X		X	Fall
Rainier Beach 1 & 2	COS	Grass	X					Sp/Sum
Rainier Beach Soccer	COS	Grass		X				Sp-Fall

C
APPENDIX

Field	*Field Owner	Surface	Baseball/ Softball	Soccer	Football	Other	Lighted	Season of Use
Rainier Beach HS Baseball / Softball	SPS	Synthetic	X				X	Sp/Sum
Rainier Beach HS Stadium	SPS	Synthetic		X	X	X	X	Year Round
Rainier Beach HS Track	SPS	Synthetic				X	X	Sp/Sum
Rainier Beach HS Utility Field	SPS	Grass		X	X			Sp/Sum
Ravenna 1	COS	Grass	X					Sp/Sum
Ravenna Soccer	COS	Grass		X				Fall
Riverview 1, 2, 3, & 4	COS	Grass	X					Sp/Sum
Riverview North & South	COS	Grass		X		X		Fall
Rogers	COS	Grass	X					Sp-Fall
Roosevelt	SPS	Synthetic		X	X	X		Year Round
Roosevelt Track	SPS	Synthetic				X		Sp/Sum
Ross, Lower	COS	Grass	X					Sp/Sum
Roxhill 1 & 2	COS	Grass	X					Sp/Sum
Roxhill Mod Soccer	COS	Grass		X				Fall
Roxhill Soccer	COS	Grass		X				Sp/Fall
Salmon Bay	SPS	Synthetic		X				Year Round
Sealth Baseball & Softball	SPS	Synthetic	X				X	Sp/Sum
Sealth Stadium	SPS	Synthetic		X	X	X	X	Year Round
Sealth Track	SPS	Synthetic				X	X	Sp/Sum
Sealth Utility	SPS	Grass		X	X			Sp-Fall
Smith Cove	COS	Grass		X				Fall
Soundview 1, 2, 3, & 4	COS	Grass	X					Sp/Sum
Soundview Lower	COS	Grass		X	X	X		Sp-Fall
Soundview Upper	COS	Grass		X				Fall
South Park 1 & 2	COS	Grass	X					Sp/Sum
South Park Soccer	COS	Grass		X				Sp-Fall
Summit 1	SPS	Synthetic		X				Year Round
Summit 2	SPS	Synthetic		X		X	X	Year Round

C
APPENDIX

Field	*Field Owner	Surface	Baseball/ Softball	Soccer	Football	Other	Lighted	Season of Use
Summit Lower Baseball	SPS	Synthetic	X					Sp/Sum
Summit Upper Baseball	SPS	Grass	X					Sp/Sum
Summit Upper Football & Soccer	SPS	Grass		X	X			Sum/Fall
University 1	COS	Grass	X					Sp/Sum
University Soccer	COS	Grass		X				Fall
Van Asselt Elem	SPS	Synthetic		X				Year Round
Van Asselt 1 & 2	COS	Grass	X					Sp/Sum
Van Asselt Soccer	COS	Grass		X		X		Fall
View Ridge 1 & 2	COS	Grass	X					Sp/Sum
View Ridge Soccer	COS	Grass		X				Sum-Fall
View Ridge Elem Baseball	SPS	Grass	X					Sp/Sum
Wallingford	COS	Grass	X	X		X		Sp-Fall
Walt Hundley 1 & 2	COS	Grass	X			X		Sp/Sum
Walt Hundley Soccer	COS	Synthetic		X			X	Year Round
Wash Park Soccer	COS	Synthetic		X			X	Year Round
Washington Park 1 & 2	COS	Synthetic	X				X	Sp/Sum
West Seattle Stadium	COS	Grass			X		X	Fall
West Seattle Stadium Track	COS	Synthetic				X	X	Sp/Sum
West Woodland Soccer	SPS	Grass		X				Fall
Whitman Baseball	SPS	Synthetic	X					Sp/Sum
Whitman Soccer	SPS	Synthetic		X		X		Year Round
Whitman Track	SPS	Synthetic				X		Sp/Sum
Wilson Pacific Baseball	SPS	Grass	X					Sp/Sum
Wilson Pacific Soccer	SPS	Grass		X				Fall

C
APPENDIX

Field	*Field Owner	Surface	Baseball/ Softball	Soccer	Football	Other	Lighted	Season of Use
Wilson Pacific Softball	SPS	Grass	X					Sp/Sum
Woodland Cross Country	COS	Grass				X		Fall

APPENDIX D – Parks Department Refund Policy

Department Policy & Procedure



Subject: Refund Policy (for community centers, swimming pools, small craft centers and other recreational providers)		Number 060-P 7.16
		Effective 1/9/2013
		Supersedes 3/15/2001
Approved: A <u>current</u> , approved, signed copy of this policy can be found on the Seattle Parks web site, located at: http://www.seattle.gov/parks/reservations/feesandcharges/refunds.htm	Department: Parks and Recreation & The Associated Recreation Council	Page 1 of 3

SUMMARY

For community centers, swimming pools, small craft centers, outdoor spaces, sports fields and other recreation providers, it is the policy of Seattle Parks and Recreation and the Associated Recreation Council that:

- *A full refund will be issued for any program, activity, or reservation that is cancelled for any reason by the Department or the Associated Recreation Council.*
- *Any person who registers for a PROGRAM and who requests a refund before the second class session may receive a prorated refund minus a service charge.*
- *Any person who registers for an ACTIVITY and who requests a refund 14 days or more before its start, may receive a refund minus a service charge.*
- *Any person who schedules a STANDARD RENTAL of a recreation facility and who cancels at least 15 days in advance is entitled to a partial refund.*
- *Any person who schedules a rental of a SPECIAL AMENITY FACILITY and who cancels at least 90 days in advance is entitled to a partial refund.*
- *Any person who reserves a SPORTS FIELD must provide 14 days advance notice of cancellation to be entitled to a full refund.*
- *ADULT SPORTS LEAGUES may receive a partial refund if the cancellation notice is received prior to the league starting and if a replacement team is found.*

Portions of this summary will be included in printed materials where applicable with reference to encourage customers to read the entire policy for specific information. This policy is Appendix D to the adopted Fees and Charges Ordinance for Seattle Parks and Recreation.

1.0 DEFINITIONS:

“Activity” is the term applied to a day camp, school-age or preschool care, trip, overnight camp or special event operated by Seattle Parks and Recreation or Associated Recreation Council or other authorized providers.

“Booking Fee” is an established fee found in the adopted Fees and Charges Ordinance for Seattle Parks and Recreation as a requirement when requesting a facility rental.

D APPENDIX

“ARC” is the Associated Recreation Council operating programs at Seattle Parks and Recreation facilities under a Master Use Agreement with the City of Seattle.

“Cancellation” is a case in which the Department does not operate a program as originally planned and/or scheduled and results in a refund to the customer without a service charge applied.

“Damage Deposit” is an established fee found in the adopted Fees and Charges Ordinance for Seattle Parks and Recreation usually required as a deposit for facility rentals.

“Fees and Charges” are City fees adopted by City Council as a City of Seattle Ordinance establishing fees and charges for Seattle Parks and Recreation.

“Program” is the term for a series of classes which may include swimming instruction, youth sports, ARC recreation classes or other similar recreation class series.

“Refund” is the direct payment of money or a credit to a customer account. If payment was made by cash or check, a refund will be processed through the Accounting office and may take approximately three weeks. If payment is made through credit card, the refund will be processed within 48 hours of the request.

“Transfer” is the process of withdrawing from one program and enrolling in a different program.

2.0 PROGRAM

2.1 CANCELLATION: It is the policy of Seattle Parks and Recreation and Associated Recreation Council to make a full refund to participants who register for a class, camp, special event or program that is canceled by the Department or Advisory Council for any reason.

2.2 CANCELLATION OF ONE SESSION: In the event of an unplanned cancellation of a single session of a program, that class will be rescheduled whenever possible. If it cannot be rescheduled, the participant will receive a refund.

2.3 DROPPING A PROGRAM BEFORE SECOND SESSION: A participant may be issued a refund if he/she withdraws from a program, and notifies the program coordinator, prior to the second class session. The facility will retain the pro-rated class fee plus a service charge of \$5.00 or 10% of the fee, whichever is greater.

2.4 DROPPING A PROGRAM AFTER SECOND SESSION: If a participant withdraws from a program after the second session of a series, no refund will be given.

3.0 ACTIVITY

3.1 BEFORE, AFTERSCHOOL, AND PRESCHOOL CHILD CARE PROGRAMS: A participant may be issued a refund, less the deposit amount for the activity, if he/she withdraws from a before and/or after school, or preschool child care program if he/she notifies the program coordinator at least fourteen (14) days prior to the beginning date of the program. No refunds will be made for requests received less than fourteen (14) days prior to the beginning of the program. For School Aged Care and preschool program days canceled by the Department due to weather related circumstances, NO credit/refund will be issued for the first two canceled days over the course of the school year. A credit will be issued for the 3rd or additional canceled days.

3.2 DAY CAMPS, OVERNIGHT CAMPS, TRIPS AND EVENTS REFUND: A participant may be issued a refund, less the deposit amount, if he/she withdraws from a youth or teen camp, an overnight camp, trip or event, and notifies the program coordinator at least fourteen (14) days prior to the beginning date of the camp. No refunds will be made for

D APPENDIX

requests received within fourteen (14) days prior to the beginning of the camp. No refunds will be made for food, supplies, or materials fees.

4.0 STANDARD RENTAL

- 4.1 FACILITY RENTALS: Standard Recreation Facility Rental to include Community Centers, Pools, Environmental Learning Centers.
- 4.2 A renter may be issued a refund for a cancelled rental, minus the application booking fee and a cancellation service charge using the following timetable:

31+ days notice of cancellation	Booking Fee, plus \$50 fee is retained by Dept
15-30 days notice of cancellation	Booking Fee, plus 50% of the rental fee is retained by Dept. Damage deposit is refunded.
14 days or less notice of cancellation	No refund given

5.0 SPECIAL AMENITY FACILITIES

- 5.1 FACILITY RENTALS: Special Amenity Facilities include Alki Bathhouse, Golden Gardens Bathhouse, Mount Baker Rowing and Sailing Center, Dakota Place Park Building, Pritchard Bathhouse, Ward Springs Pumphouse, Cal Anderson Shelterhouse and other identified facilities.
- 5.2 A renter may be issued a refund for a cancelled rental, minus the application booking fee and a cancellation service charge using the following timetable:

181+ days notice of cancellation	Booking Fee, plus \$50 fee is retained by Dept
180-91 days notice of cancellation	Booking Fee, plus Damage Deposit is retained by Dept
90 days or less notice of cancellation	No refund given

6.0 SPORTS FIELDS

- 6.1 Field cancellations must be made at least 14 days in advance of usage to get a full refund or credit.
- 6.2 If the Department closes a field for any reason, or if lights do not operate as expected, or if there is a conflict in the scheduled use of a field, a full refund or credit for the missed use will be provided.

7.0 ADULT SPORTS LEAGUES

If a team drops from league play after the deposit is paid and before the final payment is due, a refund will be issued only if a team is found to take the place of the team that wishes to drop from league play. Parks will retain a service charge of the greater of the deposit or 10% of the league fee. No refunds will be issued after the final payment is made and/or final schedules are drawn.

8.0 MERCHANDISE AND FOOD

We are unable to issue refunds for clothing, personal items, supplies or food items, unless there is a product defect. Exchanges may be made for defective products.

D APPENDIX

9.0 EXCEPTIONS

No refund is available for some designated programs, activities or services, which may include deposits for registration, regattas, rentals, outdoor events, ceremonies or picnics. Information on any specific exception is available from Parks and Recreation staff prior to payment or purchase.

SUMMARY and FISCAL NOTE*

Department:	Dept. Contact/Phone:	CBO Contact/Phone:
Seattle Parks and Recreation	Amy Williams/684-4135	Anna Hurst/733-9317

** Note that the Summary and Fiscal Note describes the version of the bill or resolution as introduced; final legislation including amendments may not be fully described.*

1. BILL SUMMARY

Legislation Title: AN ORDINANCE relating to Seattle Parks and Recreation; establishing the 2021-2022 fee schedule for the use of park properties and other park and recreation facilities and services; and superseding previous park and recreation fee schedules.

Summary and background of the Legislation: SPR's fees and charges provide financial support for SPR programs, facilities, and park grounds. The SPR Fee Schedule transmitted by this legislation does not include any fee changes in 2021 or 2022. The only changes include a small number of minor grammatical corrections.

2. CAPITAL IMPROVEMENT PROGRAM

Does this legislation create, fund, or amend a CIP Project? ___ Yes ☒ No

3. SUMMARY OF FINANCIAL IMPLICATIONS

Does this legislation amend the Adopted Budget? ___ Yes ☒ No

Does the legislation have other financial impacts to the City of Seattle that are not reflected in the above, including direct or indirect, short-term or long-term costs?
This legislation does not have any other indirect financial impacts.

Is there financial cost or other impacts of *not* implementing the legislation?
The legislation is required to allow the department to assess program and facility fees in order to generate the revenues necessary to support a portion of Park Fund expenses.

3.b. Revenues/Reimbursements

x This legislation adds, changes, or deletes revenues or reimbursements.

Anticipated Revenue/Reimbursement Resulting from this Legislation:

Fund Name and Number	Dept	Revenue Source	2021 Estimated Revenue	2022 Estimated Revenue
Park Fund: 10200	SPR	Use Fees	\$40,289,974	\$40,289,974
TOTAL				

Is this change one-time or ongoing?

There are no revenue changes associated with the legislation.

4. OTHER IMPLICATIONS

a. Does this legislation affect any departments besides the originating department?

No, this legislation does not directly affect any other department.

b. Is a public hearing required for this legislation?

A public hearing is not required.

c. Does this legislation require landlords or sellers of real property to provide information regarding the property to a buyer or tenant?

This legislation does not affect a piece of property.

d. Is publication of notice with *The Daily Journal of Commerce* and/or *The Seattle Times* required for this legislation?

No, a notice in either publication is not required.

e. Does this legislation affect a piece of property?

This legislation does not affect a piece of property.

f. Please describe any perceived implication for the principles of the Race and Social Justice Initiative. Does this legislation impact vulnerable or historically disadvantaged communities? What is the Language Access plan for any communications to the public?

An approach for all park programs and facilities has been developed that ranges from free (high community value) to varying recoveries of costs (high personal value). Social equity is built into that pricing to ensure that there is access to a range of programs and activities. SPR also prioritizes recreational scholarships in Park District planning which supplement fee pricing at pools and fields.

- g. If this legislation includes a new initiative or a major programmatic expansion: What are the specific long-term and measurable goal(s) of the program? How will this legislation help achieve the program's desired goal(s).**

This legislation is not proposing a new initiative or major programmatic expansion.

List attachments/exhibits below:



Legislation Text

File #: CB 119915, **Version:** 1

CITY OF SEATTLE

ORDINANCE _____

COUNCIL BILL _____

AN ORDINANCE relating to drainage services of Seattle Public Utilities; adjusting drainage rates to pass through changes to treatment rates charged by King County; amending Section 21.33.030 of the Seattle Municipal Code to reflect the adjusted rates; and amending Section 21.76.040 of the Seattle Municipal Code to adjust credits to low-income drainage customers.

WHEREAS, Resolution 31760, adopted on November 13, 2017, adopted the 2018-2023 Strategic Business

Plan Update for Seattle Public Utilities, which guides utility investments, service levels, and rate paths through 2023; and

WHEREAS, Seattle Public Utilities' drainage rates are based on the sum of the treatment rate and system rate and are designed to pass through the drainage share of the rates King County charges for its wastewater treatment services as part of the treatment rate applicable to drainage services; and

WHEREAS, Ordinance 125686 established drainage rates for 2019 through 2021 based on the then current King County wastewater treatment charge of \$45.33; and

WHEREAS, King County Council adopted a new wastewater treatment rate of \$47.37 per residential customer equivalent per month effective January 1, 2021, which is an increase of 4.5 percent over the existing treatment rate; and

WHEREAS, the increase in King County treatment rates will increase drainage treatment expense; and

WHEREAS, quarantine measures to combat the COVID-19 pandemic have lowered Seattle Public Utilities' utilization of treatment services; and

WHEREAS, lower utilization of treatment services is expected to have a larger effect on drainage treatment

costs than the increase in the King County treatment rate; and

WHEREAS Seattle Public Utilities expects that adopted 2021 drainage rates are higher than what is necessary to pay for drainage treatment expense, taxes on treatment revenue, discounts to low-income customers, and stormwater facility incentive program credits; and

WHEREAS, subsection 21.33.030.D.1 of the Seattle Municipal Code allows drainage treatment rates to be adjusted by ordinance at any time in response to changes in the King County wastewater rates; and

WHEREAS, drainage credits for qualified low-income customers, not billed directly by Seattle Public Utilities, are based on typical residential bills, and credits for such customers need to be revised to reflect the changes in the drainage rates; NOW, THEREFORE,

BE IT ORDAINED BY THE CITY OF SEATTLE AS FOLLOWS:

Section 1. Subsection 21.33.030.D of the Seattle Municipal Code, which section was last amended by Ordinance 125686, is amended as follows:

21.33.030 Drainage service charges and drainage rates - Schedule - Exemptions

* * *

D. Drainage rates used in the calculation of drainage service charges shall be the sum of the treatment rate and the system rate, as follows:

1. Treatment rate. The "treatment rate" shall be the rate required to pay the drainage share of "treatment cost" which is the cost of wastewater treatment, interception and disposal service, and any associated costs necessary to meet Drainage and Wastewater Fund policies. The treatment rate shall be the amount obtained when (a) the projected drainage treatment cost for each rate category is divided by (b) the projected number of billing units in each rate category and the result is multiplied by ~~((448))~~ 117.4 percent to cover the costs of taxes, low income rate assistance, and other allowances. The projected treatment cost shall be the treatment cost anticipated for the upcoming calendar year, which may include an adjustment to reflect the difference, whether positive or negative, between the drainage share of expected total treatment cost for the current year and the total drainage service charge revenues attributable to the treatment rate expected for the current year. The treatment rate is designed to pass through cost changes driven by King County and may be adjusted by ordinance at any time in response to such charges.

2. System rate. The "system rate" shall be the rate required to fund the expense associated with operating, maintaining, and constructing the City's surface and stormwater management system, including any share of combined sanitary and

stormwater system expense assigned to drainage.

3. The rate categories and the corresponding annual drainage rates are as follows:

((Effective January 1, 2018

Rate Category	Treatment Rate	System Rate	Total Drainage Rate	Billing Unit
Small Residential				
Und	\$13.75	\$145.93	\$159.68	per parcel
2,00	\$20.90	\$238.78	\$259.68	per parcel
3,00	\$30.38	\$325.77	\$356.15	per parcel
5,00	\$41.43	\$439.43	\$480.86	per parcel
7,00	\$52.33	\$551.57	\$603.90	per parcel
General Service/Large Residential				
Undeveloped (0-15% impervious)				
Reg	\$3.39	\$35.39	\$38.78	per 1,000 sq. ft.
Low	\$1.99	\$21.07	\$23.06	per 1,000 sq. ft.
Light (16-35% impervious)				
Reg	\$5.20	\$54.04	\$59.24	per 1,000 sq. ft.
Low	\$4.09	\$42.65	\$46.74	per 1,000 sq. ft.
Moderate (36-65% impervious)				
Reg	\$7.52	\$77.93	\$85.45	per 1,000 sq. ft.
Low	\$6.09	\$63.19	\$69.28	per 1,000 sq. ft.

Heavily (66-85% impervious)	\$9.92	\$102.65	\$112.57	per 1,000 sq. ft.
Very Heavily (86-100% impervious)	\$11.89	\$122.96	\$134.85	per 1,000 sq. ft.

Effective January 1, 2019

Rate Category	Treatment Rate	System Rate	Total Drainage Rate	Billing Unit
Small Residential				
Und	\$12.71	\$157.10	\$169.81	per parcel
2,00	\$21.98	\$254.53	\$276.51	per parcel
3,00	\$30.32	\$353.11	\$383.43	per parcel
5,00	\$41.27	\$475.45	\$516.72	per parcel
7,00	\$52.43	\$600.18	\$652.61	per parcel
General Service/Large Residential				

Undeveloped (0-15% impervious)				
	Reg	\$3.45	\$39.17	\$42.62 per 1,000 sq. ft.
	Low	\$2.03	\$23.33	\$25.36 per 1,000 sq. ft.
Light (16-35% impervious)				
	Reg	\$5.18	\$58.46	\$63.64 per 1,000 sq. ft.
	Low	\$4.05	\$45.80	\$49.85 per 1,000 sq. ft.
Moderate (36-65% impervious)				
	Reg	\$7.39	\$83.19	\$90.58 per 1,000 sq. ft.
	Low	\$5.97	\$67.34	\$73.31 per 1,000 sq. ft.
Heavily (66-85% impervious)		\$9.80	\$110.06	\$119.86 per 1,000 sq. ft.
Very Heavily (86-100% impervious)		\$11.70	\$131.40	\$143.10 per 1,000 sq. ft.))

Effective January 1, 2020

Rate Category	Treatment Rate	System Rate	Total Drainage Rate	Billing Unit
Small Residential				
Und	\$12.88	\$170.59	\$183.47	per parcel
2,00	\$22.29	\$276.46	\$298.75	per parcel
3,00	\$30.74	\$383.52	\$414.26	per parcel
5,00	\$41.85	\$516.42	\$558.27	per parcel
7,00	\$53.16	\$651.93	\$705.09	per parcel
General Service/Large Residential				
Undeveloped (0-15% impervious)				
Reg	\$3.50	\$42.55	\$46.05	per 1,000 sq. ft.
Low	\$2.06	\$25.34	\$27.40	per 1,000 sq. ft.
Light (16-35% impervious)				
Reg	\$5.25	\$63.50	\$68.75	per 1,000 sq. ft.
Low	\$4.10	\$49.75	\$53.85	per 1,000 sq. ft.
Moderate (36-65% impervious)				
Reg	\$7.49	\$90.37	\$97.86	per 1,000 sq. ft.
Low	\$6.06	\$73.15	\$79.21	per 1,000 sq. ft.

Heavy (66-85% im- per- vio- us)	\$9.93	\$119.57	\$129.50	per 1,000 sq. ft.
Very Heavy (86-100% im- per- vio- us)	\$11.87	\$142.73	\$154.60	per 1,000 sq. ft.

((Effective January 1, 2021

Rate Category	Treatment Rate	System Rate	Total Drainage Rate	Billing Unit
Small Residential				
Und	\$12.88	\$184.60	\$197.48	per parcel
2,00	\$22.29	\$299.22	\$321.51	per parcel
3,00	\$30.74	\$415.09	\$445.83	per parcel
5,00	\$41.85	\$558.94	\$600.79	per parcel
7,00	\$53.16	\$705.60	\$758.76	per parcel
General Service/Large Residential				

Undeveloped (0-15% impervious)				
	Reg	\$3.50	\$46.05	\$49.55 per 1,000 sq. ft.
	Low	\$2.06	\$27.43	\$29.49 per 1,000 sq. ft.
Light (16-35% impervious)				
	Reg	\$5.25	\$68.73	\$73.98 per 1,000 sq. ft.
	Low	\$4.10	\$53.85	\$57.95 per 1,000 sq. ft.
Moderate (36-65% impervious)				
	Reg	\$7.49	\$97.81	\$105.30 per 1,000 sq. ft.
	Low	\$6.06	\$79.18	\$85.24 per 1,000 sq. ft.
Heavy (66-85% impervious)		\$9.93	\$129.42	\$139.35 per 1,000 sq. ft.
Very Heavy (86-100% impervious)		\$11.87	\$154.49	\$166.36 per 1,000 sq. ft.))

Effective January 1, 2021

<u>Rate Category</u>	<u>Treatment Rate</u>	<u>System Rate</u>	<u>Total Drainage Rate</u>	<u>Billing Unit</u>
Small Residential				
Und	\$10.97	\$184.60	\$195.57	per parcel
2,00	\$21.36	\$299.22	\$320.58	per parcel
3,00	\$30.16	\$415.09	\$445.25	per parcel
5,00	\$41.00	\$558.94	\$599.94	per parcel
7,00	\$52.09	\$705.60	\$757.69	per parcel
General Service/Large Residential				
Undeveloped (0-15% impervious)				
Reg	\$3.44	\$46.05	\$49.49	per 1,000 sq. ft.
Low	\$2.02	\$27.43	\$29.45	per 1,000 sq. ft.
Light (16-35% impervious)				
Reg	\$5.19	\$68.73	\$73.92	per 1,000 sq. ft.
Low	\$4.02	\$53.85	\$57.87	per 1,000 sq. ft.
Moderate (36-65% impervious)				
Reg	\$7.34	\$97.81	\$105.15	per 1,000 sq. ft.
Low	\$5.82	\$79.18	\$85.00	per 1,000 sq. ft.

Heavily (66-85% impervious)	\$9.75	\$129.42	\$139.17	per 1,000 sq. ft.
Very Heavily (86-100% impervious)	\$11.62	\$154.49	\$165.81	per 1,000 sq. ft.

4. SPU shall provide a ten percent reduction in the drainage service charge for parcels containing new or remodeled commercial buildings that, after July 27, 2003, install and utilize rainwater harvesting systems that meet the performance requirement that the systems are sized to use the amount of rain that falls on the roofs of such buildings during a one year, 24-hour storm event. A system that involves indoor uses of rainwater must be permitted by Seattle-King County Department of Health to qualify for the rate reduction. A system that relies solely on the capture and indoor use of rainwater shall qualify for the drainage service charge reduction only if the system is sized to meet the performance requirement stated above. Qualifying for the drainage service charge reduction does not relieve the property owner from the obligation to comply with applicable stormwater and drainage code requirements for the buildings and site.

5. Effective November 7, 2008, open space properties or parcels shall be charged only for the area of impervious surface and at the rate under which the parcel is classified using the total parcel acreage.

* * *

Section 3. Subsection 21.76.040.A of the Seattle Municipal Code, which section was last amended by Ordinance 125985, is amended as follows:

21.76.040 Rate discounts

A. Drainage, wastewater, and water. Certified low-income residential utility customers ("Certified customers") will receive rate discounts (or credits) in the following amounts:

1. Wastewater. Certified customers billed directly for Seattle Public Utilities wastewater services will receive a rate discount equal to 0.5 times the total current wastewater volume charge. Certified customers who pay for wastewater services indirectly through rent shall receive the following rate credits based on dwelling type and consistent with Section 21.76.050:

Effective date	Single-family and duplex dwellings	Multifamily dwellings
January 1, 2018	\$28.94 per month	\$20.20 per month
January 1, 2019	\$31.13 per month	\$21.72 per month
January 1, 2020	\$33.43 per month	\$23.32 per month
January 1, 2021	\$34.96 per month	\$24.39 per month

At the time of a change to the wastewater volume charge described in Section 21.28.040, the Director of Seattle Public Utilities shall calculate new credits for certified customers who pay for wastewater services indirectly through rent. The rate credit for single-family and duplex customers shall be 0.5 times the wastewater volume charge multiplied by 430 cubic feet (4.3 CCF), which is typical single-family residential sewer billed consumption. The rate credit for multifamily dwelling customers shall be 0.5 times the wastewater volume charge multiplied by 3.0 CCF, which is typical multifamily sewer billed consumption.

2. Drainage. Certified customers residing inside The City of Seattle shall receive the following rate credits for drainage services based on dwelling type:

(Effective Date	Single-Family	Duplex	Multifamily
January 1, 2018	\$20.03 per month	\$10.02 per month	\$2.14 per month
January 1, 2019	\$21.53 per month	\$10.77 per month	\$2.30 per month
January 1, 2020	\$23.24 per month	\$11.62 per month	\$2.49 per month
January 1, 2021	\$25.02 per month	\$12.51 per month	\$2.68 per month))

Effective Date	Single-Family	Duplex	Multifamily
January 1, 2020	\$23.24 per month	\$11.62 per month	\$2.49 per month
January 1, 2021	\$25.00 per month	\$12.50 per month	\$2.68 per month

3. Water. Certified customers billed directly for Seattle Public Utilities water services shall receive a rate discount equal to 0.5 times the total current commodity and base service charges. Certified customers who pay for water services indirectly through their rent shall receive the following rate credits based on dwelling type and consistent with Section 21.76.050:

Effective Date	Single-family and duplex dwellings	Multifamily dwellings
----------------	------------------------------------	-----------------------

January 1, 2017	\$20.56 per month	\$12.38 per month
January 1, 2018	\$21.15 per month	\$12.38 per month
January 1, 2019	\$21.86 per month	\$12.38 per month
January 1, 2020	\$22.85 per month	\$12.50 per month

* * *

Section 4. This ordinance does not affect any existing right acquired or liability or obligation incurred under the sections amended or repealed in this ordinance or under any rule or order adopted under those sections, nor does it affect any proceeding instituted under those sections.

Section 5. The provisions of this ordinance are declared to be separate and severable. The invalidity of any clause, sentence, paragraph, subdivision, section, or portion of this ordinance, or the invalidity of its application to any person or circumstance, does not affect the validity of the remainder of this ordinance or the validity of its application to other persons or circumstances.

Section 6. This ordinance shall take effect and be in force 30 days after its approval by the Mayor, but if not approved and returned by the Mayor within ten days after presentation, it shall take effect as provided by Seattle Municipal Code Section 1.04.020.

Passed by the City Council the _____ day of _____, 2020, and signed by me in open session in authentication of its passage this _____ day of _____, 2020.

President _____ of the City Council

Approved by me this _____ day of _____, 2020.

Jenny A. Durkan, Mayor

Filed by me this _____ day of _____, 2020.

Monica Martinez Simmons, City Clerk

(Seal)

SUMMARY and FISCAL NOTE*

Department:	Dept. Contact/Phone:	CBO Contact/Phone:
Seattle Public Utilities	Vas Duggirala/3-7153	Akshay Iyengar/4-0716

** Note that the Summary and Fiscal Note describes the version of the bill or resolution as introduced; final legislation including amendments may not be fully described.*

1. BILL SUMMARY

Legislation Title:

AN ORDINANCE relating to drainage services of Seattle Public Utilities; adjusting drainage rates to pass through changes to treatment rates charged by King County; amending Section 21.33.030 of the Seattle Municipal Code to reflect the adjusted rates; and amending Section 21.76.040 of the Seattle Municipal Code to adjust credits to low-income drainage customers.

Summary and background of the Legislation: The Council in 2018 approved legislation increasing drainage rate by an average of 8.0% in 2019 and 2020, and 7.6% in 2021. This ordinance would reduce the 2021 approved rate increase to 7.4% because estimated expenses to treat wastewater and stormwater at King County treatment plants have been revised downward.

Two counteracting events prompted the lower forecast. First, King County last spring authorized a 4.5% increase to the treatment rate charged to customers of its wastewater treatment system, including SPU, effective January 1, 2021. Treatment expense is based on wastewater volumes as measured by sewer meters. SPU assigns 6.05% of this volume to the drainage utility, and the remainder to the wastewater utility, based on estimated stormwater flows from Combined Sewer Overflow basins to treatment plants. Of total drainage rate revenues, six percent goes to treatment expense, taxes incurred on treatment expense revenue, and a portion of low-income discounts and stormwater facility incentive credits allocated to treatment.

Second, the Covid-19 pandemic and measures enacted to combat it have reduced wastewater demand. This is particularly true for office buildings, retail, restaurants, industrial facilities, and other commercial enterprises, where demand has fallen 20% to 30% below forecast. The drop in commercial wastewater demand and a negative outlook on business activity recovery led to a reduced forecast for treatment utilization through at least the end of 2021.

Despite the increase to King County's treatment rate, the magnitude of the demand reduction means the rates authorized by the SMC are estimated to over-recover treatment and related expenses. SPU is proposing to reduce the adopted rates, from a currently codified 7.6% average increase to 7.4%. This rate reduction proposal is also lower than previously estimated 2021 rate forecasts due strong financial performance and SPU cost efficiencies in 2019 and 2020, in addition to lower treatment expense. The proposed 2021 rates for a large single-family lot of 5,000 sq. ft. are 5% lower than the estimate from the 2018-2023 Strategic Business Plan (2017) and 1% lower than the 2019-2021 Drainage and Wastewater Rate Study (2018).

2. CAPITAL IMPROVEMENT PROGRAM

Does this legislation create, fund, or amend a CIP Project? ___ Yes ___X_ No

3. SUMMARY OF FINANCIAL IMPLICATIONS

Does this legislation amend the Adopted Budget? ___X_ Yes ___ No

Appropriation change (\$):	General Fund \$		Other \$	
	2021	2022	2021	2022
Estimated revenue change (\$):	Revenue to General Fund		Revenue to Other Funds	
	2021	2022	2021	2022
	(\$30,274)	(\$258,729)	(\$30,274)	(\$258,927)
Positions affected:	No. of Positions		Total FTE Change	
	2021	2022	2021	2022

Does the legislation have other financial impacts to the City of Seattle that are not reflected in the above, including direct or indirect, short-term or long-term costs?
No.

Is there financial cost or other impacts of *not* implementing the legislation?
SPU may over-collect from drainage customers.

3.b. Revenues/Reimbursements

X This legislation adds, changes, or deletes revenues or reimbursements.

Anticipated Revenue/Reimbursement Resulting from this Legislation:

Fund Name and Number	Dept	Revenue Source	2021 Revenue	2022 Estimated Revenue
00100	General	Utility Tax (Drainage)	(\$30,274)	(\$30,274)
45010	SPU	Drainage Revenues	(\$258,729)	(\$258,729)
TOTAL			(\$289,003)	(\$289,003)

Is this change one-time or ongoing?

One-time. SPU expects to submit drainage rates for 2022, 2023, and 2024 in mid-2021.

Revenue/Reimbursement Notes:

Legislation would reduce drainage revenues of the Drainage and Wastewater Fund by - \$258,729. Utility Tax in turn paid by the Drainage and Wastewater Fund to the General Fund on drainage revenues would drop -\$30,274.

4. OTHER IMPLICATIONS

a. Does this legislation affect any departments besides the originating department?

Several City departments incur drainage fees on properties owned by the City, within City limits. The impacted departments include, but are not limited to: Seattle Center, the City Budget Office, Seattle City Light, the Department of Neighborhoods, the Seattle Department of Transportation, the Seattle Fire Department, the Department of Finance and Administrative Services, the Department of Parks and Recreation, the Seattle Police Department, Seattle Public Utilities, and the Seattle Public Library.

b. Is a public hearing required for this legislation?

No.

c. Does this legislation require landlords or sellers of real property to provide information regarding the property to a buyer or tenant?

No.

d. Is publication of notice with *The Daily Journal of Commerce* and/or *The Seattle Times* required for this legislation?

No.

e. Does this legislation affect a piece of property?

No.

f. Please describe any perceived implication for the principles of the Race and Social Justice Initiative. Does this legislation impact vulnerable or historically disadvantaged communities? What is the Language Access plan for any communications to the public?

This legislation will lower rates currently adopted in the SMC and commensurately reduce Utility Discount Program rate assistance provided.

g. If this legislation includes a new initiative or a major programmatic expansion: What are the specific long-term and measurable goal(s) of the program? How will this legislation help achieve the program's desired goal(s).

No.

List attachments/exhibits below:



Legislation Text

File #: CB 119916, **Version:** 1

CITY OF SEATTLE

ORDINANCE _____

COUNCIL BILL _____

AN ORDINANCE relating to wastewater services of Seattle Public Utilities; adjusting wastewater rates to pass through changes to treatment rates charged by King County; amending Sections 21.28.040 of the Seattle Municipal Code to reflect the adjusted rates; and amending Section 21.76.040 of the Seattle Municipal Code to adjust credits to low-income wastewater customers.

WHEREAS, Resolution 31760, adopted on November 13, 2017, adopted the 2018-2023 Strategic Business

Plan Update for Seattle Public Utilities, which guides utility investments, service levels, and rate paths through 2023; and

WHEREAS, Seattle Public Utilities' wastewater rates are based on the sum of the treatment rate and system rate and are designed to pass through the drainage share of the rates King County charges for its wastewater treatment services as part of the treatment rate applicable to drainage services; and

WHEREAS, Ordinance 125685 established wastewater rates for 2019 through 2021 based on the then current King County wastewater treatment charge of \$45.33; and

WHEREAS, King County Council adopted a new wastewater treatment rate of \$47.37 per residential customer equivalent per month effective January 1, 2021, which is an increase of 4.5 percent over the existing treatment rate; and

WHEREAS, subsection 21.33.030.D.1 of the Seattle Municipal Code allows wastewater treatment rates to be adjusted by ordinance at any time in response to changes in the King County wastewater rates; and

WHEREAS, adopted wastewater treatment rates will not provide sufficient revenues to pay the increased treatment costs; and

WHEREAS, wastewater credits for qualified low-income customers, not billed directly by Seattle Public Utilities, are based on typical residential bills, and credits for such customers need to be revised to reflect the changes in the wastewater rates; NOW, THEREFORE,

BE IT ORDAINED BY THE CITY OF SEATTLE AS FOLLOWS:

Section 1. Subsection 21.28.040.B of the Seattle Municipal Code, which section was last amended by Ordinance 125685, is amended as follows:

21.28.040 Wastewater volume charge

* * *

B. The wastewater volume rate shall be the sum of the treatment rate and the system rate, as follows:

1. Treatment rate. The "treatment rate" shall be the rate required to pay the wastewater share of "treatment cost," which is the cost of wastewater treatment, interception and disposal services, and any associated costs required to meet Drainage and Wastewater Fund financial policies. The treatment rate shall be the amount obtained when (a) the projected wastewater treatment cost is divided by (b) the projected billed wastewater consumption, each for the next calendar year, and the result is multiplied by ~~((118.7 percent in 2019))~~ 118.7 percent in 2020 and 116.4 percent in 2021 and thereafter to cover the costs of taxes and low-income rate assistance. The projected treatment cost shall be the treatment cost anticipated for the upcoming calendar year, which may include an adjustment to reflect the difference, whether positive or negative, between the total expected treatment cost for the current year and the total wastewater volume charge revenues attributable to the treatment rate expected for the current year. The treatment rate is designed to pass through cost changes driven by King County and may be adjusted by ordinance at any time in response to such charges.

2. System rate. The "system rate" shall be the rate required to pay the cost of carrying and discharging all wastewater and any wastewater-funded share of stormwater into the City sewerage system, as presently maintained and operated and as may be added to, improved, and extended.

3. The wastewater volume rate per CCF shall be in accordance with the following schedule:

	Effective Jan. 1, 2018	Effective Jan. 1, 2019	Effective Jan. 1, 2020	Effective Jan. 1, 2021
Treatment Rate	\$8.34	\$8.84	\$8.84	\$8.84
System Rate	\$5.12	\$5.64	\$6.71	\$7.42

Wastewater Volume Rate	\$13.46	\$14.48	\$15.55	\$16.26))
------------------------	---------	---------	---------	-----------

	<u>Effective Jan. 1, 2020</u>	<u>Effective Jan. 1, 2021</u>
Treatment Rate	\$8.84	\$9.25
System Rate	\$6.71	\$7.42
Wastewater Volume Rate	\$15.55	\$16.67

* * *

Section 3. Subsection 21.76.040.A of the Seattle Municipal Code, which section was last amended by Ordinance 125985, is amended as follows:

21.76.040 Rate discounts

A. Drainage, wastewater, and water. Certified low-income residential utility customers ("Certified customers") will receive rate discounts (or credits) in the following amounts:

1. Wastewater. Certified customers billed directly for Seattle Public Utilities wastewater services will receive a rate discount equal to 0.5 times the total current wastewater volume charge. Certified customers who pay for wastewater services indirectly through rent shall receive the following rate credits based on dwelling type and consistent with Section 21.76.050:

<u>(Effective date</u>	<u>Single-family and duplex dwellings</u>	<u>Multifamily dwellings</u>
January 1, 2018	\$28.94 per month	\$20.20 per month
January 1, 2019	\$31.13 per month	\$21.72 per month
January 1, 2020	\$33.43 per month	\$23.32 per month
January 1, 2021	\$34.96 per month	\$24.39 per month))
<u>Effective date</u>	<u>Single-family and duplex dwellings</u>	<u>Multifamily dwellings</u>
January 1, 2020	\$33.43 per month	\$23.32 per month
January 1, 2021	\$35.85 per month	\$25.01 per month

At the time of a change to the wastewater volume charge described in Section 21.28.040, the Director of Seattle Public Utilities shall calculate new credits for certified customers who pay for wastewater services indirectly through rent. The rate credit for single-family and duplex customers shall be 0.5 times the wastewater volume charge multiplied by 430 cubic feet (4.3 CCF), which is typical single-family residential sewer billed consumption. The rate credit for multifamily dwelling customers shall be 0.5 times the wastewater volume charge multiplied by 3.0 CCF, which is typical multifamily sewer billed consumption.

2. Drainage. Certified customers residing inside The City of Seattle shall receive the following rate credits for

drainage services based on dwelling type:

Effective Date	Single-Family	Duplex	Multifamily
January 1, 2018	\$20.03 per month	\$10.02 per month	\$2.14 per month
January 1, 2019	\$21.53 per month	\$10.77 per month	\$2.30 per month
January 1, 2020	\$23.24 per month	\$11.62 per month	\$2.49 per month
January 1, 2021	\$25.02 per month	\$12.51 per month	\$2.68 per month

3. Water. Certified customers billed directly for Seattle Public Utilities water services shall receive a rate discount equal to 0.5 times the total current commodity and base service charges. Certified customers who pay for water services indirectly through their rent shall receive the following rate credits based on dwelling type and consistent with Section 21.76.050:

Effective Date	Single-family and duplex dwellings	Multifamily dwellings
January 1, 2017	\$20.56 per month	\$12.38 per month
January 1, 2018	\$21.15 per month	\$12.38 per month
January 1, 2019	\$21.86 per month	\$12.38 per month
January 1, 2020	\$22.85 per month	\$12.50 per month

* * *

Section 4. This ordinance does not affect any existing right acquired or liability or obligation incurred under the sections amended or repealed in this ordinance or under any rule or order adopted under those sections, nor does it affect any proceeding instituted under those sections.

Section 5. The provisions of this ordinance are declared to be separate and severable. The invalidity of any clause, sentence, paragraph, subdivision, section, or portion of this ordinance, or the invalidity of its application to any person or circumstance, does not affect the validity of the remainder of this ordinance or the validity of its application to other persons or circumstances.

Section 6. This ordinance shall take effect and be in force 30 days after its approval by the Mayor, but if not approved and returned by the Mayor within ten days after presentation, it shall take effect as provided by Seattle Municipal Code Section 1.04.020.

Passed by the City Council the _____ day of _____, 2020, and signed by me in open session in authentication of its passage this _____ day of _____, 2020.

President _____ of the City Council

Approved by me this _____ day of _____, 2020.

Jenny A. Durkan, Mayor

Filed by me this _____ day of _____, 2020.

Monica Martinez Simmons, City Clerk

(Seal)

SUMMARY and FISCAL NOTE*

Department:	Dept. Contact/Phone:	CBO Contact/Phone:
Seattle Public Utilities	Vas Duggirala/3-7153	Akshay Iyengar/4-0716

** Note that the Summary and Fiscal Note describes the version of the bill or resolution as introduced; final legislation including amendments may not be fully described.*

1. BILL SUMMARY

Legislation Title:

AN ORDINANCE relating to wastewater services of Seattle Public Utilities; adjusting wastewater rates to pass through changes to treatment rates charged by King County; amending Sections 21.28.040 of the Seattle Municipal Code to reflect the adjusted rates; and amending Section 21.76.040 of the Seattle Municipal Code to adjust credits to low-income wastewater customers.

Summary and background of the Legislation:

King County last spring approved an ordinance authorizing a 4.5% increase to the treatment rate charged to customers, including SPU. The higher rate is effective January 1, 2021. This ordinance would modify the treatment portion of SPU wastewater rates that customers pay to cover wastewater treatment expenses.

SPU is proposing a 2021 wastewater treatment rate of \$16.68/CCF which incorporates the County's treatment rate increase. The proposed treatment rate matches that in the 2019-2021 Drainage and Wastewater Rate Study and is a 7.3% increase over the 2020 wastewater rate of \$15.55/CCF. Currently adopted rates do not include any treatment adjustment, only a 4.6% increase to \$16.26/CCF to cover growing system costs. This legislation would allow SPU to collect enough revenue to cover the increase in treatment expense.

2. CAPITAL IMPROVEMENT PROGRAM

Does this legislation create, fund, or amend a CIP Project? ☐ Yes ☒ No

3. SUMMARY OF FINANCIAL IMPLICATIONS

Does this legislation amend the Adopted Budget? ☒ Yes ☐ No

Appropriation change (\$):	General Fund \$		Other \$	
	2021	2022	2021	2022
Estimated revenue change (\$):	Revenue to General Fund		Revenue to Other Funds	
	2021	2022	2021	2022
	+\$942,835	+\$1,024,522	+\$7,856,959	+\$8,537,683

Positions affected:			Total FTE Change	
	2021	2022	2021	2022

Does the legislation have other financial impacts to the City of Seattle that are not reflected in the above, including direct or indirect, short-term or long-term costs?
No.

Is there financial cost or other impacts of *not* implementing the legislation?

Not implementing this legislation would hinder the Drainage and Wastewater Fund from fully recovering wastewater treatment costs, the balance of which would need to be funded by decreasing liquidity. The reduction to expected revenue would lower the Fund's expected Debt Service Coverage ratio, which along with reduced liquidity, could lower the Fund's debt ratings and increase the cost of borrowing as the Fund manages through a period of increased capital investment and debt stress to fulfill Consent Decree obligations.

3.b. Revenues/Reimbursements

X This legislation adds, changes, or deletes revenues or reimbursements.
Anticipated Revenue/Reimbursement Resulting from this Legislation:

Fund Name and Number	Dept	Revenue Source	2021 Estimated Revenue	2022 Estimated Revenue
00100 General Fund	SPU	Utility Tax (Wastewater)	\$942,835	\$1,024,522
45010	SPU	Wastewater Revenue	\$7,856,959	\$8,537,683
TOTAL			\$8,799,794	\$9,562,205

Is this change one-time or ongoing?

One-time. SPU expects to submit wastewater rates for 2022, 2023, and 2024 in mid-2021.

Revenue/Reimbursement Notes:

Modifications to wastewater rates and discounts authorized by this legislation are expected to increase Drainage and Wastewater Fund revenues by +\$7,856,959 to pay for increased treatment expense and taxes incurred on the additional revenue. Utility Tax paid by the Drainage and Wastewater Fund to the General Fund would increase +\$942,835 on the higher revenue level, with the remainder of the additional revenue paid to wastewater treatment providers and State taxes.

4. OTHER IMPLICATIONS

a. Does this legislation affect any departments besides the originating department?

Several City departments incur wastewater expense. The impacted departments include, but are not limited to: Seattle Center, the City Budget Office, Seattle City Light, the Department of Neighborhoods, the Seattle Department of Transportation, the Seattle Fire Department, the

Department of Finance and Administrative Services, the Department of Parks and Recreation, the Seattle Police Department, Seattle Public Utilities, and the Seattle Public Library.

b. Is a public hearing required for this legislation?

No.

c. Does this legislation require landlords or sellers of real property to provide information regarding the property to a buyer or tenant?

No.

d. Is publication of notice with *The Daily Journal of Commerce* and/or *The Seattle Times* required for this legislation?

No.

e. Does this legislation affect a piece of property?

No.

f. Please describe any perceived implication for the principles of the Race and Social Justice Initiative. Does this legislation impact vulnerable or historically disadvantaged communities? What is the Language Access plan for any communications to the public?

This legislation will increase the cost of living and operating a business in Seattle, and would have a disproportionately high impact on customers who use more water including large families and restaurants, and on lower income customers as the same utility bill is a higher percentage of their income than for higher income customers. SPU is in a long-term process of addressing affordability issues through the Accountability and Affordability Strategic Plan and the Strategic Business Plan.

g. If this legislation includes a new initiative or a major programmatic expansion: What are the specific long-term and measurable goal(s) of the program? How will this legislation help achieve the program's desired goal(s).

No.

List attachments/exhibits below:



Legislation Text

File #: CB 119917, **Version:** 1

CITY OF SEATTLE

ORDINANCE _____

COUNCIL BILL _____

AN ORDINANCE relating to facilities at Seattle Center; modifying the Seattle Center Fee Range Schedule and the general terms and conditions for events at Seattle Center from which the Seattle Center Director is authorized to set fees and the general terms, conditions, and guidelines for use of Seattle Center facilities and property; amending Section 17.16.015 of the Seattle Municipal Code (SMC) to provide for adoption of future general terms and conditions for events at Seattle Center by ordinance; amending SMC 17.16.020 to increase the term for event-related service agreements; amending SMC 17.16.030 to grant temporary authority to modify food and beverage service leases due to the impacts of COVID-19 and correct the reporting requirements for in-kind contributions; and repealing SMC Chapter 17.20 providing for use and operation of Veterans Hall, which facility was demolished as part of the renovation of the adjacent Marion Oliver McCaw Hall.

WHEREAS, due to COVID-19, on March 11, 2020, Governor Jay Inslee prohibited all gatherings of 250 or more in western Washington; and

WHEREAS, Seattle Center serves to create exceptional events, experiences, and environments and does so by bringing people together; and

WHEREAS, many of Seattle Center's tenants, resident organizations, and clients have cancelled events, reduced operations, or closed, all of which resulted in significant negative financial impacts; and

WHEREAS, reopening of Seattle Center will require those entities to implement steps to ensure the safety of staff, patrons, and guests, incurring additional expenses while at the same time anticipating uncertain reopening timelines, and reduced attendance and participation at events; and

WHEREAS, Seattle Center's success is dependent upon the success of its tenants, resident organizations, and clients; and

WHEREAS, additional measures need to be taken to address the impact of COVID-19; and

WHEREAS, temporarily increasing the flexibility of the Seattle Center Director to anticipate and respond to the challenges that will be faced with reopening of the campus will assist in enabling the success of Seattle Center; NOW, THEREFORE,

BE IT ORDAINED BY THE CITY OF SEATTLE AS FOLLOWS:

Section 1. The Seattle Center Fee Range Schedule, last amended by Ordinance 125701, is amended effective January 1, 2021, as shown in Attachment A1 to this ordinance. Effective January 1, 2021, the fee range schedule shown in Attachment A to this ordinance is adopted.

Section 2. The Terms and Conditions for Events at Seattle Center, last adopted by Ordinance 124628, are amended effective January 1, 2021, as shown in Attachment B1 to this ordinance. Effective January 1, 2021, the terms and conditions shown in Attachment B to this ordinance are adopted.

Section 3. Section 17.16.015 of the Seattle Municipal Code, last amended by Ordinance 125199, is amended as follows:

17.16.015 Use fee schedule, terms and conditions established

The Seattle Center Director is authorized to charge and collect fees for the use of certain Seattle Center facilities, services, and equipment for Events, as established in ~~((a fee schedule))~~ the Seattle Center Fee Range Schedule as adopted, from time to time, by ordinance. Additionally, the Director is authorized to condition such use on compliance with certain general terms, conditions, rules, and guidelines promulgated by the Director, consistent with the ~~((“))~~ Terms and Conditions for Events at Seattle Center ~~((“(Attachment B to Ordinance 124628)))~~ adopted, from time to time, by ordinance. Once adopted by ordinance, the Seattle Center Fee Range Schedule and the Terms and Conditions for Events at Seattle Center shall remain in effect until repealed or amended by a subsequent ordinance.

Section 4. Section 17.16.020 of the Seattle Municipal Code, last amended by Ordinance 124628, is amended as follows:

17.16.020 Event-related service agreements ~~((“))~~

The Director is authorized as specified in the ((“)) Terms and Conditions for Events at Seattle Center ((“(Attache
ment B to the Ordinance introduced as Council Bill 124628),)) to enter into agreements with terms of up to ((
five)) ten years with caterers, concessionaires, and other providers of event-related services. The Director is
authorized to execute and deliver, for and on behalf of the City, all documents ((he or she)) the Director shall
deem necessary or appropriate in connection with any such agreements authorized in this ((section)) Section
17.16.020. The authority in this ((section)) Section 17.16.020 is limited as follows:

A. The Director shall consult with the City Attorney prior to entering into any such agreement and shall
use a form of agreement prepared with the assistance and advice of the City Attorney; and

B. The total term of any new agreement shall not exceed ((five)) ten years in duration.

Section 5. Section 17.16.030 of the Seattle Municipal Code, last amended by Ordinance 124628, is
amended as follows:

17.16.030 Seattle Center lease agreements ((:))

The Seattle Center Director is hereby authorized, for and on behalf of The City of Seattle, to negotiate and ((to
)) execute ((, for and on the behalf of The City of Seattle,)) lease agreements and to modify existing lease
agreements for the use and occupancy of spaces within or on Seattle Center grounds or under the management
of the Seattle Center for uses that are not Events, and to execute all other necessary documents in connection
therewith((; Provided,)) provided that:

A. Any lease agreement shall be in a standard form of agreement prepared with the assistance or advice
of the City Attorney, or on a non-standard form contingent upon prior consultation with the City Attorney
regarding the differences between the standard form and the non-standard form; and,

B. Lease agreements for food and beverage services in the Armory and on the Seattle Center campus
shall be for a term of no more than ten years and lease agreements for all other locations on the Seattle Center
grounds shall be for a term of no more than five years without prior approval of the City Council by ordinance;
((;)) provided, however, that the Seattle Center Director may enter into new leases for the same property with

the same tenant upon different terms and conditions from a previous lease for the same property; and provided, however, that until December 31, 2022, the Seattle Center Director is authorized to modify the covenants and conditions and extend the term of any food and beverage service lease agreement for up to two additional years without prior approval of the City Council by ordinance; and

C. The basic rent for Seattle Center lease agreements shall be at a rate that is commensurate with the quality of the space and prevailing market rates for similar property in the vicinity of Seattle Center. The Seattle Center Director is authorized to accept in-kind contributions of services for the City's benefit in order to offset all or a portion of any cash rent due from not-for-profit organizations or any other entities as the Director deems reasonable; any such services to be accepted shall be specifically identified in the lease agreement along with a statement as to the amount of cash rent offset for such services.

~~((The Seattle Center is authorized to accept in-kind contributions of services for the City's benefit in order to offset all or a portion of any cash rent due from not-for-profit organizations or any other entities as the Director deems reasonable; any such services to be accepted shall be specifically identified in the office space lease agreement along with a statement as to the amount of cash rent offset for such services.))~~

D. One or more parking spaces in Seattle Center parking facilities may, but need not, be provided to Seattle Center tenants in conjunction with such lease for no added consideration under new lease agreements, and under amendments of existing lease agreements, for such added cash rent or in-kind services for the City's benefit as the Director deems reasonable, taking into consideration the parking rates established pursuant to ~~((Ordinance 112572, as now or hereafter amended.))~~ Chapter 17.19.

E. The authority in this ~~((section))~~ Section 17.16.030 does not apply to: (1) agreements allowing the use of Seattle Center space for Events or (2) the use and occupancy of facilities described in the ~~((“))~~ Terms and Conditions for Events at Seattle Center, ~~((“ (Attachment B to the Ordinance introduced as Council Bill 118229).))~~

Section 6. Chapter 17.20 of the Seattle Center Municipal Code, last amended by Ordinance 104281, is

repealed:

~~((Chapter 17.20 SEATTLE CENTER VETERANS HALL~~

~~17.20.010 Use of building.~~

~~The Seattle Center Director is authorized to permit under his supervision and control, at such times as the same is not required for other public purposes, the use and occupancy of the building adjacent to the Opera House, known as the Seattle Center Veterans Hall, by posts of the Grand Army of the Republic, camps of the United Spanish War Veterans, posts of the Veterans of Foreign Wars, posts of the American Legion, chapters of the Disabled American Veterans of the World War, the 91st Division Association A.E.F. of Washington, the Second Washington and 161st Infantry Association, the Seattle Branch No. 32, Canadian Legion, the Ladies of the Grand Army of the Republic, the Daughters of Union Veterans of the Civil War, the Fleet Reserve Association, Branch Eighteen, Seattle Club No. 8, Navy Mothers Clubs of America, Seattle Detachment Marine Corps League, and all other veterans' organizations nationally chartered by the Congress of the United States and organizations auxiliary to the foregoing: provided, however, that organizations of veterans shall be given preference in such use and occupancy over such auxiliary organizations; provided, further, that such use and occupancy shall not extend to the ground floor of the building.~~

~~17.20.020 Division of operating costs.~~

~~The organizations using or occupying the Seattle Center Veterans Hall pursuant to the provisions of Section 17.20.010, shall jointly furnish, at their own cost and expense, all such operating services (excluding steam heat, water and electric service, but including janitor, telephone, gas, watchman's or other similar service) as they may require, subject, however, to the approval of the Seattle Center Director. Each such organization shall pay its proportionate share of the total of such cost and expense, said share to bear the same proportion of such total cost as the number of times the building is used per month by such organization bears to the total number of times per month the building is used; provided, however, that in the event that any organization requires any service not required by the other organizations, it shall furnish such service at its sole cost and expense. The~~

~~actual amounts of such shares shall be fixed by the Seattle Center Director whose determination thereof shall be final.~~

~~17.20.030 Adoption of rules-Revocation of use permit.~~

~~In the administration of the building, the Seattle Center Director is authorized to make, adopt and enforce, all reasonable rules and regulations necessary for the proper and orderly use of the building by the organizations mentioned in Section 17.20.010, and in the event of the violation of any of such rules or regulations or of the failure to pay its proportionate share of the cost of the operating services referred to in Section 17.20.020 by any of the organizations, the Director is authorized to revoke its permit to use and occupy the building, and to expel such organization therefrom.~~

~~17.20.040 Advisory Board.~~

~~There is created an Advisory Board to advise and assist the Seattle Center Director in the administration of the Seattle Center Veterans Hall (except the ground floor thereof), the Board to consist of five (5) persons, each of whom shall be a member in good standing of one (1) of the organizations or associations mentioned in Section 17.20.010, not more than two (2) of whom, however, shall be members of the same post, camp, chapter or unit. The members of the Board shall be appointed as follows: One (1) each by the Mayor, the Seattle Center Director and the City Council, and two (2) by a majority of the commanders or heads of the organizations or associations mentioned in Section 17.20.010, in meeting assembled. Each member of the Board shall serve for a period of five (5) years, unless sooner removed, except that the five (5) members first appointed shall serve one (1), two (2), three (3), four (4) and five (5) years, respectively; the length of service of each of the members to be determined by lot at the first meeting of the Board. Each member of the Board may be removed at the pleasure of the authority appointing him. Upon a vacancy by death, resignation, disability or removal, or the expiration of the term of office of any member, his successor shall be appointed by the authority which appointed him; provided, that the Board, by majority vote of its remaining members, may fill such vacancy by election of a temporary appointee, who shall serve until such vacancy be filled by regular appointment. The~~

~~Board shall annually select a chairman and a secretary from its members.))~~

Section 7. This ordinance shall take effect and be in force 30 days after its approval by the Mayor, but if not approved and returned by the Mayor within ten days after presentation, it shall take effect as provided by Seattle Municipal Code Section 1.04.020.

Passed by the City Council the _____ day of _____, 2020, and signed by me in open session in authentication of its passage this _____ day of _____, 2020.

President _____ of the City Council

Approved by me this _____ day of _____, 2020.

Jenny A. Durkan, Mayor

Filed by me this _____ day of _____, 2020.

Monica Martinez Simmons, City Clerk

(Seal)

Attachments:

Attachment A - Seattle Center Fee Range Schedule

Attachment A1 - Seattle Center Fee Range Schedule (markup)

Attachment B - Terms and Conditions for Events at Seattle Center

Attachment B1 - Terms and Conditions for Events at Seattle Center (markup)

Attachment A: Seattle Center Fee Range Schedule

Effective January 1, 2021

Facility	Use Fee Ranges Standard/Government Agency Events		Use Fee Ranges Spectator Events ⁴			
	EVENT DAY FEE ^{1 & 2 & 7}		Higher of: EVENT DAY FEE ⁷ PERCENTAGE OF NET GROSS SALES ³			
	MINIMUM	MAXIMUM	MINIMUM	MAXIMUM	MINIMUM	MAXIMUM
Armory Loft	\$600	\$5,000	NA	NA	NA	NA
Rooms 2 & 3 & 4	\$300	\$2,000	NA	NA	NA	NA
Rooms 1A & 1B	\$200	\$1,000	NA	NA	NA	NA
Exhibition Hall	\$2,500	\$9,000	\$1,000	\$9,000	NA	NA
Fisher Pavilion	\$2,500	\$9,000	\$1,500	\$7,000	NA	NA
International Fountain Pavilion	\$450	\$5,000	NA	NA	NA	NA
Armory Atrium	\$1,000	\$10,000	\$1,000	\$10,000	5%	15%
Marion Oliver McCaw Hall	\$3,000	\$10,000	\$3,000	\$12,000	5.5%	15%
Facility Surcharge						
McCaw Hall			Up to \$6 per ticket or per paid admission for all promoters			
Other Facilities			Up to \$6 per ticket or per paid admission for all promoters			

NOTES:

- Full Day Move-In/Out:** The Director may reduce the use fee for move-in and/or move-out on the days preceding and following an Event to as low as half the price of an Event day.
- Partial day Move-In/Out:** The Director may reduce the use fee to as low as one quarter of the use fee for an Event day for move-in and move-out when only a small portion of the day is used.
- Net Gross Sales:** Net Gross Sales means the total amount of money received or receivable from the sale of admission tickets to a Spectator Event, less any applicable City Admission Tax, City B & O Tax, State Revenue Tax and Washington State Athletic Commission Tax due in connection with such Event, as substantiated by a certified box office statement.
- Use Fee Ranges for Spectator Events:** Licensee must pay the higher of the Event day fee or the percentage of Net Gross Sales. The Event day fee and the percentage of Net Gross Sales shall be set within the ranges established by the minimums and maximums set forth above in accordance with the Terms and Conditions for Events at Seattle Center. For example, a rental of the McCaw Hall Auditorium may be set within these ranges to be the higher of an Event day fee set at \$3,700 versus 9% of Net Gross Sales for the event.
- For 2nd day and succeeding days of events:** The Director may negotiate and reduce the use fee for the second and succeeding days of multi-day uses.
- High Value Dates:** The Director may charge premium rates of up to 50% more than the maximum Event day fee listed above for Events in any Facility on dates the Director designates as High Value Dates. A “High Value Date” means a holiday or a date on which Seattle Center is already hosting a major campus-wide event. Examples of High Value Dates include but are not limited to New Year’s Eve, the date of the Pride Festival, the date of the Seafair Torchlight Parade, or the date of the St. Patrick’s Day Dash.
- Definitions.** Any capitalized word or phrase that is not defined in this Attachment shall have the meaning given in S.M.C 17.16.005 or in the Terms and Conditions for Events at Seattle Center.

Attachment A: Seattle Center Fee Range Schedule (markup)

Effective January 1, ((2019)) 2021

Facility	Use Fee Ranges Standard/Government Agency Events		Use Fee Ranges Spectator Events ⁴			
	EVENT DAY FEE ^{1 & 2 & 7}		Higher of: EVENT DAY FEE ⁷ PERCENTAGE OF NET GROSS SALES ³			
	MINIMUM	MAXIMUM	MINIMUM	MAXIMUM	MINIMUM	MAXIMUM
Armory Loft	\$((520)) 600	\$5,000	NA	NA	NA	NA
Rooms 2 & 3 & 4	\$((220)) 300	\$2,000	NA	NA	NA	NA
Rooms 1A & 1B	\$((140)) 200	\$1,000	NA	NA	NA	NA
Exhibition Hall	\$2,500	\$9,000	\$1,000	\$9,000	NA	NA
Fisher Pavilion	\$2,500	\$((8)) 2,000	\$1,500	\$7,000	NA	NA
International Fountain Pavilion	\$450	\$5,000	NA	NA	NA	NA
Armory Atrium	\$1,000	\$10,000	\$1,000	\$10,000	5%	15%
Marion Oliver McCaw Hall	\$3,000	\$10,000	\$3,000	\$((7)) 12,000	5.5%	15%
Facility Surcharge						
McCaw Hall			Up to \$6 per ticket or per paid admission for all promoters			
Other Facilities			Up to \$6 per ticket or per paid admission for all promoters			

NOTES:

- Full Day Move-In/Out:** The Director may reduce the use fee for move-in and/or move-out on the days preceding and following an Event to as low as half the price of an Event day.
- Partial day Move-In/Out:** The Director may reduce the use fee to as low as one quarter of the use fee for an Event day for move-in and move-out when only a small portion of the day is used.
- Net Gross Sales:** Net Gross Sales means the total amount of money received or receivable from the sale of admission tickets to a Spectator Event, less any applicable City Admission Tax, City B & O Tax, State Revenue Tax and Washington State Athletic Commission Tax due in connection with such Event, as substantiated by a certified box office statement.
- Use Fee Ranges for Spectator Events:** Licensee must pay the higher of the Event day fee or the percentage of Net Gross Sales. The Event day fee and the percentage of Net Gross Sales shall be set within the ranges established by the minimums and maximums set forth above in accordance with the Terms and Conditions for Events at Seattle Center. For example, a rental of the McCaw Hall Auditorium may be set within these ranges to be the higher of an Event day fee set at \$3,700 versus 9% of Net Gross Sales for the event.
- For 2nd day and succeeding days of events:** The Director may negotiate and reduce the use fee for the second and succeeding days of multi-day uses.
- High Value Dates:** The Director may charge premium rates of up to 50% more than the maximum Event day fee listed above for Events in any Facility on dates the Director designates as High Value Dates. A “High Value Date” means a holiday or a date on which Seattle Center is already hosting a major campus-wide event. Examples of High Value Dates include but are not limited to New Year’s Eve, the date of the Pride Festival, the date of the Seafair Torchlight Parade, or the date of the St. Patrick’s Day Dash.
- Definitions.** Any capitalized word or phrase that is not defined in this Attachment shall have the meaning given in S.M.C 17.16.005 or in the Terms and Conditions for Events at Seattle Center.

Attachment B: Terms and Conditions for Events at Seattle Center

Effective January 1, 2021

1.DIRECTOR'S AUTHORITY

The Director shall prepare facility use agreements for Events and Event-related services at the Seattle Center for overall terms of not more than five years, with the approval of the City Attorney and the guidance of the Risk Manager and the City Budget Director, and in accordance with all applicable City of Seattle ordinances and policies. Facility use agreements with terms in excess of two years shall be subject to review by the City Budget Director.

The Director shall promulgate rules and guidelines containing regulations and standards for the application of fees, charges, and terms and conditions of use for Seattle Center facilities that are consistent with the policies expressed herein.

2.DEFINITIONS

- a. "Concession Fee" means a fee charged either as a percentage of sales or at a flat rate for the right to sell merchandise and/or food and beverages at an Event.
- b. "Consumer Show" means an Event open to the public in which businesses sell or sample their products to consumers, and for which a ticket or entrance fee is required.
- c. "Exhibit Show" means a ticketed or non-ticketed Event in which audiences view a static display of things, articles, or images. An Exhibit Show may include elements in which seated audiences view a demonstration or performance related to the static display.
- d. "Facility" means a room, building, or outdoor space at Seattle Center that can be rented by the public.
- e. "Government Agency Event" means an Event of any agency of the federal government, any department of the State of Washington, any municipal corporation or corporation chartered by a municipality, or any other special or general purpose unit of local government in the State of Washington.
- f. "Seattle Center Productions Event" means an Event for which Seattle Center is the sole or partial financial sponsor and controls some aspect of the production.
- g. "Spectator Event" means any Event open to the public and held in the Exhibition Hall, Fisher Pavilion, Armory, Marion Oliver McCaw Hall, or on the Seattle Center grounds, where admission to the Event's principal activity is ticketed or an admission fee is required, except for trade or Consumer Shows, private meetings, conventions, or Exhibit Shows.

- h. “Standard Event” means any Event that is not a Spectator Event or Government Agency Event, including but not limited to Consumer Shows, private meetings, conventions, Exhibit Shows and non-ticketed Events.
- i. “Use Period” means the time specified in the agreement as the inclusive times for user’s use of a specified Facility on a specified day, including any portion of the immediately following day into which the inclusive time extends as established in the use agreement.

3.CLIENT USE OF FACILITIES

- a. **USE FEES:** The Director is authorized to establish from time to time a schedule of facility use fees (the “Rate Card”) for applicable Seattle Center facilities, consistent with Attachment A, “the Seattle Center Fee Range Schedule,” and taking into account the following City policies: (i) that the Rate Card shall be administered the same to any entity that qualifies to use a Seattle Center facility; and (ii) that fees be competitive in the marketplace and be anticipated to return reasonable revenue to Seattle Center relative to operational costs. The Rate Card may set fees according to event type, size of venue, or on any other basis consistent with the Seattle Center Fee Range Schedule and with the above policy.

Director may negotiate fees for intermittent use of miscellaneous facilities and portions of facilities that are not identified in the Attachment A: Seattle Center Fee Range Schedule, based on the policies described above, and taking into consideration market conditions and other legitimate business concerns.

A separate use fee will be charged for each Use Period. Use fees shown on a Rate Card are minimum use fees. Where percentages of net gross sales apply above a minimum use fee, the Director may negotiate a maximum use fee. In-kind consideration such as complimentary tickets, or services such as guest appearances, may be negotiated as part of the overall consideration for use of a Facility. The Director shall promulgate a Complimentary Ticket Use Policy governing the use of complimentary tickets which shall be consistent with the City of Seattle Ethics Code.

- b. **FACILITY SURCHARGES:** The Director is authorized to collect an additional use fee to be known as a Facility Surcharge on all Spectator Events and Consumer Shows based on the number of tickets sold (or on the number of paid admissions, if tickets are not used), and to establish a schedule of per-ticket or per-paid-admission rates consistent with Attachment A: Seattle Center Fee Range Schedule. The basis for computing the Facility Surcharge may include complimentary tickets or admissions if such complimentary tickets or admissions exceed 10% of sellable capacity for the Event, in which case the Facility Surcharge shall be payable for those complimentary tickets or admissions that exceed 10% of sellable capacity. The Director shall promulgate guidelines governing the application of the Facility Surcharge, which guidelines shall be based on costs incurred or service provided by the City.

- c. **USE FEE PAYMENTS:** The full amount of the use fee is due prior to the Event for Standard Events; an executed purchase order is required prior to the Event for Government Agency Events. For Spectator Events, a deposit is due prior to the Event with the remainder due at settlement for the Event. Money paid to the City shall be in the form of legal tender of the United States of America. Goods and services with a wholesale value that is equal to or greater than the use fee may be accepted in partial or full payment, subject to City of Seattle purchasing rules.

The Director is authorized to determine due dates for the return of signed use agreements and for payments, including installment payments, that take into consideration the fiscal responsibility of Seattle Center and sound business practices including the reasonable amount of time that is needed to re-let a space if a deadline is not met; the financial history of repeat clients; the time needed to set up the space without incurring additional labor costs and the time needed for the user to return the use agreement with the initial payment.

- d. **CONTINGENCY DEPOSIT:** In addition to the use fee, the Director may require a deposit(s) to be paid prior to an Event to cover some portion of the estimated labor, parking fees, equipment charges, services, damage or other incidental charges anticipated to be incurred during the Event, or as partial security for payment-in-full of all Event-related expenses. Any portion of the deposit remaining after deductions are made to pay a user's Event expenses shall be refunded to the user. The Director may waive this deposit(s) based on a history of reliable payment by a user or lack of charges incurred during past Events of that user.
- e. **CANCELLATION FEES:** The Director may assess reasonable cancellation fees for Events or portions of Events that are cancelled within a certain time period prior to the Event as specified in the use agreement. In determining whether to assess a cancellation fee, the Director shall employ sound business practices including the time characteristically needed to book a new Event in the same type of space; the user's past Event history; and the financial consequences to Seattle Center if the Event is cancelled.
- f. **TRANSFER FEES:** To accommodate users' needs and maintain good business relationships, and subject to availability, Seattle Center may permit users to change contracted Event dates and/or spaces when doing so does not have a negative financial impact on Seattle Center. A transfer fee may be charged if the request is made close to the time of the Event.
- g. **ORIGINATION FEES:** The Director may assess Origination Fees defined as fees based on industry standards for the right to take photographs, broadcast a performance live, or make a video and/or audio recording at an Event at Seattle Center. The Director may accept the user's promotion of Seattle Center in partial or full payment of the Origination Fee provided that the value of the promotion is equal to or exceeds the value of the Origination Fee.

- h. **CATERING:** The Director may collect fees for catering services provided to guests at Events in facilities at Seattle Center. For Seattle Center Productions Events, the Director may include this fee as part of Seattle Center's Event sponsorship. The Director may enter into catering agreements with terms of up to ten years, giving one or more caterers the right to provide catering services to Seattle Center clients in conjunction with such clients' events in Seattle Center Facilities, in accordance with Seattle Municipal Code (SMC) 17.16.020. These catering rights may or may not be exclusive depending on the specific Facility.

- i. **FOOD AND BEVERAGE CONCESSIONS:** The Director may collect Concessions Fees for sales of food and beverages by users of spaces not subject to an exclusive food and beverage concession agreement, unless the Event is a food fair. The Director shall establish guidelines with a table of charges based on the number of concession stands, the expected attendance and an estimated per capita expenditure by guests at the Event, as well as based on market competitiveness. The Director may combine this charge with other charges and fees.

The Director may enter into concession agreements with terms of up to ten years, giving the concessionaire the exclusive right to sell such food and beverages at Events in specific facilities, and/or to the public at specified locations on the Seattle Center grounds, in accordance with SMC 17.16.020.

- j. **PROGRAM AND NOVELTY CONCESSIONS:** The Director may collect Concession Fees at any Event at which users or their agents sell programs and novelty items. The fee shall not apply to exhibitors at an exhibit show who have contracted for booth space from the user. The Director may combine this charge with other charges and fees.

The Director may enter into concession agreements with terms of up to ten years, giving the concessionaire the exclusive right to sell program and novelty items at Spectator Events in specific facilities, and/or to the public at specified locations on the Seattle Center grounds, in accordance with SMC 17.16.020.

- k. **REFUNDS:** The Director may refund fees to make amends to dissatisfied users for failures in service by Seattle Center or Event vendors or for such other reasons as the Director may determine are fair and reasonable.

l. **OPERATIONAL TERMS:**

- 1) **Services and Equipment:** Certain services and equipment will be provided by Seattle Center on the day(s) of an Event in consideration of use fees paid. These services are specified in the use agreement or listed in the applicable Facility Addenda that shall be attached to the use agreement.

Certain other services and equipment may be required or made available for an additional charge, which shall be described in addenda to the use agreement. The charges in these addenda shall be based on the Director's

assessment of competitive fees in the marketplace and anticipated revenue generation for Seattle Center relative to the operational costs of buying, maintaining and replacing equipment and of supplying services.

The Director may enter into service provider agreements with terms of not more than ten years in accordance with SMC 17.16.020, securing event-related services at rates favorable to the City and under provisions requiring the services to be performed in a professional manner that accommodates the needs of both the Seattle Center and any user who uses these services.

- 2) **Cleaning Between Performances:** For the safety of attendees to an Event, and to maintain Seattle Center's standards of appearance for the Facility, the Director may require users to pay for cleaning between multiple performances on the same day.
- 3) **Hours of Use:** The Director may determine the hours of the day that an Event may be open at Seattle Center.
- m. **SPECIAL CONDITIONS:** The Director is authorized to vary from the established Rate Card only for sound business purposes and only if such variance is available to any user. The reasons for variance shall be contained in Seattle Center rules and guidelines, be in the City's best interest, and be related to the stated goals for Seattle Center, including generating revenue. The Director may negotiate terms and conditions for use that combine use fees with other charges and sources of revenue related to an Event; may waive fees or portions of fees; and negotiate terms that create benefits for Seattle Center in addition to use fees.

The Director is authorized to waive up to \$25,000 of use fees, facility surcharges and/or other charges per Standard Event or Spectator Event for facility use agreements completed through December 31, 2022.

4. CENTER PRODUCTIONS EVENTS

The Director is authorized to negotiate and enter into agreements to sponsor Events at Seattle Center. These Events shall comply with the Department's public programming guidelines. The City's financial support for the Event shall be based on the relevancy of the Event to the goals contained in the Seattle Center Vision Statement and Public Programming Strategic Plan, and on availability of appropriate resources. Approval by the City Budget Director is required for agreements where the City's financial support exceeds \$25,000. Application for status as a Seattle Center Productions Event is open to everyone. Seattle Center shall determine whether to sponsor the Event as a Seattle Center Production and the terms and conditions of such sponsorship.

5. EVENTS CO-PROMOTED BY SEATTLE CENTER

The Director is authorized to negotiate and enter into agreements as a co-promotion partner for Events in any Facility. For these Events, all sources of Event revenue and Event-

related expenses may be shared with the co-promoter. Co-promotion decisions shall be made judiciously for sound business reasons with the intent of achieving Seattle Center goals, increasing use of the facilities and maximizing revenue for the City. Approval by the City Budget Director is required for agreements where the City's risk for potential loss, excluding the cost of facility rental, exceeds \$100,000.

6. EVENTS PROMOTED BY SEATTLE CENTER

The Director is authorized to enter into agreements as a promoter of Events in any Facility. For these Events, City shall retain all sources of Event revenue and shall be responsible for all Event-related expenses. Decisions to self-promote Events shall be made judiciously for sound business reasons with the intent of achieving Seattle Center goals, increasing use of the facilities and maximizing revenue for the City. Approval by the City Budget Director is required for agreements where the City's risk for potential loss exceeds \$100,000.

Attachment B1: Terms and Conditions for Events at Seattle Center (markup)

Effective January 1, (~~2019~~) 2021

1.DIRECTOR'S AUTHORITY

The Director shall prepare facility use agreements for Events and Event-related services at the Seattle Center for overall terms of not more than five years, with the approval of the City Attorney and the guidance of the Risk Manager and the City Budget Director, and in accordance with all applicable City of Seattle ordinances and policies. Facility use agreements with terms in excess of two years shall be subject to review by the City Budget Director.

The Director shall promulgate rules and guidelines containing regulations and standards for the application of fees, charges, and terms and conditions of use for Seattle Center facilities that are consistent with the policies expressed herein.

2.DEFINITIONS

- a. "Concession Fee" means a fee charged either as a percentage of sales or at a flat rate for the right to sell merchandise and/or food and beverages at an Event.
- b. "Consumer Show" means an Event open to the public in which businesses sell or sample their products to consumers, and for which a ticket or entrance fee is required.
- c. "Exhibit Show" means a ticketed or non-ticketed Event in which audiences view a static display of things, articles, or images. An Exhibit Show may include elements in which seated audiences view a demonstration or performance related to the static display.
- d. "Facility" means a room, building, or outdoor space at Seattle Center that can be rented by the public.
- e. "Government Agency Event" means an Event of any agency of the federal government, any department of the State of Washington, any municipal corporation or corporation chartered by a municipality, or any other special or general purpose unit of local government in the State of Washington.
- f. "Seattle Center Productions Event" means an Event for which Seattle Center is the sole or partial financial sponsor and controls some aspect of the production.
- g. "Spectator Event" means any Event open to the public and held in the Exhibition Hall, Fisher Pavilion, Armory, Marion Oliver McCaw Hall, or on the Seattle Center grounds, where admission to the Event's principal activity is ticketed or an admission

fee is required, except for trade or Consumer Shows, private meetings, conventions, or Exhibit Shows.

- h. “Standard Event” means any Event that is not a Spectator Event or Government Agency Event, including but not limited to Consumer Shows, private meetings, conventions, Exhibit Shows and non-ticketed Events.
- i. “Use Period” means the time specified in the agreement as the inclusive times for user’s use of a specified Facility on a specified day, including any portion of the immediately following day into which the inclusive time extends as established in the use agreement.

3.CLIENT USE OF FACILITIES

- a. **USE FEES:** The Director is authorized to establish from time to time a schedule of facility use fees (the “Rate Card”) for applicable Seattle Center facilities, consistent with Attachment A, “the Seattle Center Fee Range Schedule,” and taking into account the following City policies: (i) that the Rate Card shall be administered the same to any entity that qualifies to use a Seattle Center facility; and (ii) that fees be competitive in the marketplace and be anticipated to return reasonable revenue to Seattle Center relative to operational costs. The Rate Card may set fees according to event type, size of venue, or on any other basis consistent with the Seattle Center Fee Range Schedule and with the above policy.

Director may negotiate fees for intermittent use of miscellaneous facilities and portions of facilities that are not identified in the Attachment A: Seattle Center Fee Range Schedule, based on the policies described above, and taking into consideration market conditions and other legitimate business concerns.

A separate use fee will be charged for each Use Period. Use fees shown on a Rate Card are minimum use fees. Where percentages of net gross sales apply above a minimum use fee, the Director may negotiate a maximum use fee. In-kind consideration such as complimentary tickets, or services such as guest appearances, may be negotiated as part of the overall consideration for use of a Facility. The Director shall promulgate a Complimentary Ticket Use Policy governing the use of complimentary tickets which shall be consistent with the City of Seattle Ethics Code.

- b. **FACILITY SURCHARGES:** The Director is authorized to collect an additional use fee to be known as a Facility Surcharge on all Spectator Events and Consumer Shows based on the number of tickets sold (or on the number of paid admissions, if tickets are not used), and to establish a schedule of per-ticket or per-paid-admission rates consistent with Attachment A: Seattle Center Fee Range Schedule. The basis for computing the Facility Surcharge may include complimentary tickets or admissions if such complimentary tickets or admissions exceed 10% of sellable capacity for the Event, in which case the Facility Surcharge shall be payable for those complimentary tickets or admissions that exceed 10% of sellable capacity. The Director shall

promulgate guidelines governing the application of the Facility Surcharge, which guidelines shall be based on costs incurred or service provided by the City.

- c. **USE FEE PAYMENTS:** The full amount of the use fee is due prior to the Event for Standard Events; an executed purchase order is required prior to the Event for Government Agency Events. For Spectator Events, a deposit is due prior to the Event with the remainder due at settlement for the Event. Money paid to the City shall be in the form of legal tender of the United States of America. Goods and services with a wholesale value that is equal to or greater than the use fee may be accepted in partial or full payment, subject to City of Seattle purchasing rules.

The Director is authorized to determine due dates for the return of signed use agreements and for payments, including installment payments, that take into consideration the fiscal responsibility of Seattle Center and sound business practices including the reasonable amount of time that is needed to re-let a space if a deadline is not met; the financial history of repeat clients; the time needed to set up the space without incurring additional labor costs and the time needed for the user to return the use agreement with the initial payment.

- d. **CONTINGENCY DEPOSIT:** In addition to the use fee, the Director may require a deposit(s) to be paid prior to an Event to cover some portion of the estimated labor, parking fees, equipment charges, services, damage or other incidental charges anticipated to be incurred during the Event, or as partial security for payment-in-full of all Event-related expenses. Any portion of the deposit remaining after deductions are made to pay a user's Event expenses shall be refunded to the user. The Director may waive this deposit(s) based on a history of reliable payment by a user or lack of charges incurred during past Events of that user.
- e. **CANCELLATION FEES:** The Director may assess reasonable cancellation fees for Events or portions of Events that are cancelled within a certain time period prior to the Event as specified in the use agreement. In determining whether to assess a cancellation fee, the Director shall employ sound business practices including the time characteristically needed to book a new Event in the same type of space; the user's past Event history; and the financial consequences to Seattle Center if the Event is cancelled.
- f. **TRANSFER FEES:** To accommodate users' needs and maintain good business relationships, and subject to availability, Seattle Center may permit users to change contracted Event dates and/or spaces when doing so does not have a negative financial impact on Seattle Center. A transfer fee may be charged if the request is made close to the time of the Event.
- g. **ORIGINATION FEES:** The Director may assess Origination Fees defined as fees based on industry standards for the right to take photographs, broadcast a performance live, or make a video and/or audio recording at an Event at Seattle Center. The Director may accept the user's promotion of Seattle Center in partial or

full payment of the Origination Fee provided that the value of the promotion is equal to or exceeds the value of the Origination Fee.

- h. **CATERING:** The Director may collect fees for catering services provided to guests at Events in facilities at Seattle Center. For Seattle Center Productions Events, the Director may include this fee as part of Seattle Center's Event sponsorship. The Director may enter into catering agreements with terms of up to ~~((five))~~ ten years, giving one or more caterers the right to provide catering services to Seattle Center clients in conjunction with such clients' events in Seattle Center Facilities, in accordance with Seattle Municipal Code (SMC) 17.16.020. These catering rights may or may not be exclusive depending on the specific Facility.

- i. **FOOD AND BEVERAGE CONCESSIONS:** The Director may collect Concessions Fees for sales of food and beverages by users of spaces not subject to an exclusive food and beverage concession agreement, unless the Event is a food fair. The Director shall establish guidelines with a table of charges based on the number of concession stands, the expected attendance and an estimated per capita expenditure by guests at the Event, as well as based on market competitiveness. The Director may combine this charge with other charges and fees.

The Director may enter into concession agreements with terms of up to ~~((five))~~ ten years, giving the concessionaire the exclusive right to sell such food and beverages at Events in specific facilities, and/or to the public at specified locations on the Seattle Center grounds, in accordance with SMC 17.16.020.

- j. **PROGRAM AND NOVELTY CONCESSIONS:** The Director may collect Concession Fees at any Event at which users or their agents sell programs and novelty items. The fee shall not apply to exhibitors at an exhibit show who have contracted for booth space from the user. The Director may combine this charge with other charges and fees.

The Director may enter into concession agreements with terms of up to ~~((five))~~ ten years, giving the concessionaire the exclusive right to sell program and novelty items at Spectator Events in specific facilities, and/or to the public at specified locations on the Seattle Center grounds, in accordance with SMC 17.16.020.

- k. **REFUNDS:** The Director may refund fees to make amends to dissatisfied users for failures in service by Seattle Center or Event vendors or for such other reasons as the Director may determine are fair and reasonable.

l. **OPERATIONAL TERMS:**

- 1) **Services and Equipment:** Certain services and equipment will be provided by Seattle Center on the day(s) of an Event in consideration of use fees paid. These services are specified in the use agreement or listed in the applicable Facility Addenda that shall be attached to the use agreement.

Certain other services and equipment may be required or made available for an additional charge, which shall be described in addenda to the use agreement. The charges in these addenda shall be based on the Director's assessment of competitive fees in the marketplace and anticipated revenue generation for Seattle Center relative to the operational costs of buying, maintaining and replacing equipment and of supplying services.

The Director may enter into service provider agreements with terms of not more than ~~((five))~~ ten years in accordance with SMC 17.16.020, securing event-related services at rates favorable to the City and under provisions requiring the services to be performed in a professional manner that accommodates the needs of both the Seattle Center and any user who uses these services.

- 2) Cleaning Between Performances: For the safety of attendees to an Event, and to maintain Seattle Center's standards of appearance for the Facility, the Director may require users to pay for cleaning between multiple performances on the same day.
 - 3) Hours of Use: The Director may determine the hours of the day that an Event may be open at Seattle Center.
- m. SPECIAL CONDITIONS: The Director is authorized to vary from the established Rate Card only for sound business purposes and only if such variance is available to any user. The reasons for variance shall be contained in Seattle Center rules and guidelines, be in the City's best interest, and be related to the stated goals for Seattle Center, including generating revenue. The Director may negotiate terms and conditions for use that combine use fees with other charges and sources of revenue related to an Event; may waive fees or portions of fees; and negotiate terms that create benefits for Seattle Center in addition to use fees.

The Director is authorized to waive up to \$25,000 of use fees, facility surcharges and/or other charges per Standard Event or Spectator Event for facility use agreements completed through December 31, 2022.

4. CENTER PRODUCTIONS EVENTS

The Director is authorized to negotiate and enter into agreements to sponsor Events at Seattle Center. These Events shall comply with the Department's public programming guidelines. The City's financial support for the Event shall be based on the relevancy of the Event to the goals contained in the Seattle Center Vision Statement and Public Programming Strategic Plan, and on availability of appropriate resources. Approval by the City Budget Director is required for agreements where the City's financial support exceeds \$25,000. Application for status as a Seattle Center Productions Event is open to everyone. Seattle Center shall determine whether to sponsor the Event as a Seattle Center Production and the terms and conditions of such sponsorship.

5. EVENTS CO-PROMOTED BY SEATTLE CENTER

The Director is authorized to negotiate and enter into agreements as a co-promotion partner for Events in any Facility. For these Events, all sources of Event revenue and Event-related expenses may be shared with the co-promoter. Co-promotion decisions shall be made judiciously for sound business reasons with the intent of achieving Seattle Center goals, increasing use of the facilities and maximizing revenue for the City. Approval by the City Budget Director is required for agreements where the City's risk for potential loss, excluding the cost of facility rental, exceeds (~~(\$50,000)~~) \$100,000.

6. EVENTS PROMOTED BY SEATTLE CENTER

The Director is authorized to enter into agreements as a promoter of Events in any Facility. For these Events, City shall retain all sources of Event revenue and shall be responsible for all Event-related expenses. Decisions to self-promote Events shall be made judiciously for sound business reasons with the intent of achieving Seattle Center goals, increasing use of the facilities and maximizing revenue for the City. Approval by the City Budget Director is required for agreements where the City's risk for potential loss exceeds (~~(\$50,000)~~) \$100,000.

SUMMARY and FISCAL NOTE*

Department:	Dept. Contact/Phone:	CBO Contact/Phone:
Seattle Center	Gretchen Lenihan / (206) 684-7299 or Michael Katz / (206) 684-7360	William Chen / (206) 233-7274

** Note that the Summary and Fiscal Note describes the version of the bill or resolution as introduced; final legislation including amendments may not be fully described.*

1. BILL SUMMARY

Legislation Title: AN ORDINANCE relating to facilities at Seattle Center; modifying the Seattle Center Fee Range Schedule and the general terms and conditions for events at Seattle Center from which the Seattle Center Director is authorized to set fees and the general terms, conditions, and guidelines for use of Seattle Center facilities and property; amending Section 17.16.015 of the Seattle Municipal Code (SMC) to provide for adoption of future general terms and conditions for events at Seattle Center by ordinance; amending SMC 17.16.020 to increase the term for event-related service agreements; amending SMC 17.16.030 to grant temporary authority to modify food and beverage service leases due to the impacts of COVID-19 and correct the reporting requirements for in-kind contributions; and repealing SMC Chapter 17.20 providing for use and operation of the Veterans Hall, which facility was demolished as part of the renovation of the adjacent Marion Oliver McCaw Hall.

Summary and background of the Legislation: Seattle Center regularly adjusts various facility fees and facility charges for its commercial event facilities. The fees for events are structured within ranges, identified in the Seattle Center Fee Range Schedule. This biennial process differs from others in that the COVID-19 pandemic which has shuttered the event and live entertainment industries in recent months has brought a great deal of uncertainty into the near future of Seattle Center's event forecast. In addition to the regular updating of facility fees and charges, Seattle Center is proposing additional adjustments that provide the Director temporary increased flexibility to meet the unique demands Seattle Center is currently facing. These adjustments will allow the Director to respond to not only the immediate challenges, but also the changing and evolving business environment anticipated over the next few years. Specifically, the legislation achieves six items.

- Updates Facility Use Fees
- Extends from 5 years to 10 year the length of agreements the Director may enter into for event related service agreements
- Temporarily authorizes the Director to waive up to \$25,000 in fees and charges per spectator or standard event to help mitigate COVID-19 impacts.
- Temporarily authorizes the Director to modify existing food and beverage service agreements to help mitigate COVID-19 impacts.
- Increases the amount of risk of potential loss the Seattle Center Director is authorized to undertake without approval of the City Budget Director for Seattle Center co-promoted or promoted events from \$50,000 to \$100,000
- Repeals an out of date section of the SMC for a facility which no longer exists

Facility Fee Update

This legislation updates the facility use fees for event facilities. The existing event fee ranges provides the Director with discretion to raise or lower fees if the current event market supports the change. When the Director becomes aware of market factors that will allow facility rental rates to be raised and still be competitive, a new rate schedule will be published. Alternatively, if economic conditions change for the worse, or if research indicates that a target client group is not being attracted, the Director may revise the rate schedule to lower fees within the adopted ranges in order to attract and retain business.

Event Related Service Agreements

Seattle Center utilizes a variety of vendors, such as ticketing services, catering, concessionaires, and caterers, and technology services to help support the various events which occur at Seattle Center. These agreements are currently limited to terms of up to five years. This legislation extends the length of agreement the Director may enter to ten years. This increase is necessary to 1) address the reduced business opportunities available to vendors due to the closure of KeyArena by allowing them to amortize their investments over a longer term agreement and 2) given the increased business risk due to the COVID-19 pandemic, it is reasonable to provide a longer term to allow these vendors to benefit from a business relationship with Seattle Center.

Temporary Authority to Extend Term of Food and Beverage Agreements

This legislation proposes giving the Seattle Center Director the temporary authority to extend the term of food and beverage service agreements entered into under the Director's existing authority for up to two additional years. The purpose of this is to recognize that a significant period of time for many of our Armory agreements have passed while the facility itself was closed. Many of these tenants are small businesses with agreements of no more than ten years. The ability to modify the agreement to allow for up to two additional years will allow these tenants needed stability if appropriate as they resume operations when Seattle Center resumes operations.

Temporary Fee Waiver Authority

The event industry has been negatively impacted by the COVID-19 pandemic. The fluctuating guidance concerning the size of gatherings that will be allowed coupled with the public's current wariness regarding attending large gatherings has created great uncertainty with the risk level event promoters are willing to take. Seattle Center recognizes the risk being taken by these promoters and is proposing temporary authority to provide some incentive to hold events when appropriate. While Seattle Center will adhere to the Facility Use Fees proposed in this legislation, it is beneficial for the Director to have the flexibility to provide an incentive when deemed appropriate. To help incentivize event promoters to begin hosting events at Seattle Center again, this legislation authorizes the Director to provide, at his discretion a waiver of up to \$25,000 of use fees, facility surcharges or other fees. This option, which will only be in effect

through December 31, 2022, will help mitigate the promoter's risk in a post-COVID world and provide Seattle Center one additional tool to incentivize promoters to utilize its facilities.

Co-Promoted and Self Promoted Events

The Director is currently authorized to enter into agreements as a promoter or co-promoter of events. For these events, the City either shares (for co-promoted events) or retains all sources of event revenue and is responsible for or shares all event-related expenses. Decisions to self-promote or co-promote events are made with the intent of achieving Seattle Center goals, increasing use of the facilities, and maximizing revenue for the City. Approval of the City Budget Director is currently required for agreements where the City's risk for potential loss exceeds \$50,000. That risk cap has been increased to \$100,000.

Facility Removal

This legislation repeals section 17.20.010 which addresses the Seattle Center Veteran's Hall. This facility was demolished as part of the construction of McCaw Hall. When McCaw Hall opened in 2003, this section was not removed despite the fact the facility had been razed.

2. CAPITAL IMPROVEMENT PROGRAM

Does this legislation create, fund, or amend a CIP Project? ☐ Yes ☒ No

3. SUMMARY OF FINANCIAL IMPLICATIONS

Does this legislation amend the Adopted Budget? ☐ Yes ☒ No

Does the legislation have other financial impacts to The City of Seattle that are not reflected in the above, including direct or indirect, short-term or long-term costs?
No

Is there financial cost or other impacts of *not* implementing the legislation?

Not implementing this legislation could have negative financial impacts to Seattle Center. The authority to add time to event related service providers makes Seattle Center a more attractive client to our vendors. With an extended timeframe from which vendors can recoup their upfront investments, vendors have more stability which can allow Seattle Center to negotiate agreements with more favorable financial terms. The temporary fee waiver authority which allow Seattle Center to waive up to a total of \$25,000 in fees will incentivize event promoters to bring events to Seattle Center. Without this temporary authority, it will be more difficult to attract events given the elevated risk for promoters as COVID related restrictions create a higher level of uncertainty. Finally, the temporary authority for the Director to amend agreements with tenants will help address the potential loss of tenants operating in a much different environment as Seattle Center reopens with new operating

guidelines in order to ensure the health and safety of our patrons, employees, and the tenants themselves.

3.b. Revenues/Reimbursements

X This legislation adds, changes, or deletes revenues or reimbursements.

Anticipated Revenue/Reimbursement Resulting from this Legislation:

Fund Name and Number	Dept	Revenue Source	2020 Revenue	2021 Estimated Revenue
Seattle Center Fund – 11410	Seattle Center	Facility Fees	\$1,062,266	\$379,999
Seattle Center McCaw Hall Fund – 11430	Seattle Center	Facility Fees	\$352,314	\$389,140
Seattle Center McCaw Hall Fund – 11430	Seattle Center	Facility Surcharge	\$182,978	\$287,475
TOTAL			\$1,597,558	\$1,056,614

Is this change one-time or ongoing?

This change is ongoing.

4. OTHER IMPLICATIONS

a. Does this legislation affect any departments besides the originating department?

No other departments are affected.

b. Is a public hearing required for this legislation?

No.

c. Does this legislation require landlords or sellers of real property to provide information regarding the property to a buyer or tenant?

No.

d. Is publication of notice with *The Daily Journal of Commerce* and/or *The Seattle Times* required for this legislation?

No.

e. Does this legislation affect a piece of property?

No.

- f. Please describe any perceived implication for the principles of the Race and Social Justice Initiative. Does this legislation impact vulnerable or historically disadvantaged communities? What is the Language Access plan for any communications to the public?**

Providing the Department with the temporary authority to waive costs to incentivize holding events at Seattle Center will increase opportunity for smaller event producers from a wide range of communities that might not have been able to hold events due to financial constraints.

- g. If this legislation includes a new initiative or a major programmatic expansion: What are the specific long-term and measurable goal(s) of the program? How will this legislation help achieve the program's desired goal(s)?**

This legislation does not include a new initiative or major programmatic expansion.

List attachments/exhibits below:



Legislation Text

File #: CB 119918, **Version:** 1

CITY OF SEATTLE

ORDINANCE _____

COUNCIL BILL _____

AN ORDINANCE relating to the financing of Seattle Center's operations; amending Ordinance 125717, which authorized an interfund loan; authorizing the loan of funds in the amount of \$18,000,000 from the REET II Capital Projects Fund to the Seattle Center Fund to support the operations of Seattle Center during the COVID-19 crisis; and providing for the repayment thereof.

WHEREAS, Seattle Municipal Code subsection 5.06.030.C requires City Council approval by ordinance of any interfund loan for a duration of more than 90 days; and

WHEREAS, in the normal course of business the City may temporarily lend cash between funds to maintain required balances; and

WHEREAS, the Director of Finance and the City Budget Director have determined that this interfund loan request is consistent with the Debt Management Policies adopted by Resolution 31553; and

WHEREAS, there is sufficient cash in the REET II Capital Projects Fund to support an interfund loan of up to \$18,000,000 through December 31, 2033, and still meet regular budgeted operating needs; and

WHEREAS, funds loaned by the REET II Capital Projects Fund to the Seattle Center Fund to support Seattle Center operations are anticipated to be repaid from revenues associated with the new Seattle Center arena upon its completion and opening and the return of public events and commerce at the Seattle Center campus after society recovers from the COVID-19 pandemic; and

WHEREAS, in 2018, Ordinance 125717 authorized the Director of Finance to make a revolving loan of up to \$5,000,000 principal and interest from the Unrestricted Cumulative Reserve Fund to the Seattle Center Fund to support Seattle Center operations during the temporary closure of KeyArena; and

WHEREAS, the City did not anticipate a global pandemic striking public health and the economy, requiring a prohibition of large events and gatherings for public health's sake; and

WHEREAS, events and gatherings at the Seattle Center campus are essential to Seattle Center operations and finances; and

WHEREAS, Seattle Center's financial challenge is now much larger than at the time Ordinance 125717 was passed; NOW, THEREFORE,

BE IT ORDAINED BY THE CITY OF SEATTLE AS FOLLOWS:

Section 1. Ordinance 125717 is hereby amended as follows:

Section 1. The City Council finds that there is no viable alternative to meet a core City objective, and therefore the Director of Finance is authorized to make a revolving loan of up to ~~(((\$5,000,000))~~ \$18,000,000 principal and interest outstanding from the ~~((Unrestricted Cumulative Reserve Fund))~~ REET II Capital Projects Fund to the Seattle Center Fund to ~~((support))~~ provide financing for Seattle Center operations during the ~~((temporary closure of KeyArena))~~ COVID-19 crisis. The loan is to be repaid no later than December 31, ~~((2026))~~ 2033, with interest on the loan at the rate of return of the City's Consolidated ~~((Cash))~~ Cash Pool. The entire principal and interest amount of the loan drawn is intended to be repaid with revenues associated with ~~((the new))~~ Seattle Center ~~((arena upon its completion and opening))~~ operations.

Section 2. The Director of Finance may effectuate the loan authorized in Section 1 of this ordinance by transferring cash from the ~~((Unrestricted Cumulative Reserve Fund))~~ REET II Capital Projects Fund to the Seattle Center Fund, or by carrying the Seattle Center Fund in a negative cash position, in an amount not to exceed ~~(((\$5,000,000))~~ \$18,000,000 until no later than December 31, ~~((2026))~~ 2033. The Director of Finance is further authorized to establish, and modify if necessary from time to time, a repayment plan and schedule.

Section 2. This ordinance shall take effect and be in force 30 days after its approval by the Mayor, but if

not approved and returned by the Mayor within ten days after presentation, it shall take effect as provided by Seattle Municipal Code Section 1.04.020.

Passed by the City Council the _____ day of _____, 2020, and signed by
me in open session in authentication of its passage this _____ day of _____, 2020.

President _____ of the City Council

Approved by me this _____ day of _____, 2020.

Jenny A. Durkan, Mayor

Filed by me this _____ day of _____, 2020.

Monica Martinez Simmons, City Clerk

(Seal)

SUMMARY and FISCAL NOTE*

Department:	Dept. Contact/Phone:	CBO Contact/Phone:
Seattle Center	Michael Katz / 206-684-7360	William Chen / 206-233-7274

** Note that the Summary and Fiscal Note describes the version of the bill or resolution as introduced; final legislation including amendments may not be fully described.*

1. BILL SUMMARY

- 1. Legislation Title:** AN ORDINANCE relating to the financing of Seattle Center's operations; amending Ordinance 125717, which authorized an interfund loan; authorizing the loan of funds in the amount of \$18,000,000 from the REET II Capital Projects Fund to the Seattle Center Fund to support the operations of Seattle Center during the COVID-19 crisis; and providing for the repayment thereof.
- 2. Summary and background of the Legislation:** This legislation authorizes an interfund loan of up to \$18,000,000 from the REET II Capital Projects Fund to the Seattle Center Fund to support Seattle Center operations during the COVID-19 crisis. In 2018, Ordinance 125717 authorized an interfund loan to the Seattle Center Fund to support Seattle Center operations during the temporary closure of KeyArena while it is being redeveloped. This earlier ordinance did not anticipate a global pandemic would strike during the repayment timeframe, necessitating a citywide, and indeed statewide and beyond, stay-at-home orders and a prohibition on large events and gatherings. The loss of events and gatherings at the Seattle Center campus means the loss of Seattle Center's revenue generating means both directly through event rental revenues and indirectly through parking, Monorail, and concessions revenues. Furthermore, tenants of Seattle Center facilities like vendors in the Armory or arts and culture non-profits like the Pacific Northwest Ballet and the Children's Theater lose their revenues without visitors to campus and their means to pay rent.

The loss of operating revenue during the COVID-19 crisis would harm operations and maintenance if not supplemented by outside financial support. The financial challenge facing Seattle Center is now much greater than before, and requires a larger response, both internally in the form of operating reductions and externally in the form of General Fund support and a larger interfund loan. Seattle Center has identified further reductions included in the 2021 Proposed Budget, beyond what was already planned in response to the transition to life after KeyArena. Seattle Center is also receiving General Fund support totaling \$9 million between 2020 and 2021. This legislation amends the interfund loan to increase the maximum loan amount and extends the repayment timeframe

When the COVID-19 crisis is under control and the public can safely gather without risking outbreaks, events can resume and with them Seattle Center's revenue streams. Seattle Center will use operating revenues to repay the loan by December 31, 2033.

2. CAPITAL IMPROVEMENT PROGRAM

- a. Does this legislation create, fund, or amend a CIP Project? ☐ Yes ☒ No

3. SUMMARY OF FINANCIAL IMPLICATIONS

- a. Does this legislation amend the Adopted Budget? ☐ Yes ☒ No
- b. Does the legislation have other financial impacts to The City of Seattle that are not reflected in the above, including direct or indirect, short-term or long-term costs?
No.
- c. Is there financial cost or other impacts of *not* implementing the legislation?
Yes. The Seattle Center Fund would end in a negative cash position for greater than the allowed 90 days. Additionally, lack of financial support would materially impact Seattle Center's ability to maintain its assets and operate as usual during the COVID-19 crisis.

4. OTHER IMPLICATIONS

- a. Does this legislation affect any departments besides the originating department?
No.
- b. Is a public hearing required for this legislation?
No.
- c. Does this legislation require landlords or sellers of real property to provide information regarding the property to a buyer or tenant?
No.
- d. Is publication of notice with *The Daily Journal of Commerce* and/or *The Seattle Times* required for this legislation?
No.
- e. Does this legislation affect a piece of property?
No.
- f. Please describe any perceived implication for the principles of the Race and Social Justice Initiative. Does this legislation impact vulnerable or historically disadvantaged communities?
N/A.
- g. If this legislation includes a new initiative or a major programmatic expansion: What are the specific long-term and measurable goal(s) of the program? How will this legislation help achieve the program's desired goal(s)?
N/A.

List attachments/exhibits below:

Summary Attachment A - Interfund Loan Calculations

Interfund Loan Request Form

Borrowing Department/Fund	Seattle Center/Fund 11410 - Seattle Center Fund
Lending Fund	REET II Capital Projects Fund 30020
Project Name	Seattle Center operations during COVID-19 crisis
Loan Repayment Sources	Future arena revenues.
Est. Loan Balance at End of Term	\$ -
Est. Total Interest Expense	\$ 4,023,249

Accounting Period	Beginning Balance	Expenditures (Loan Draws)	Interest Charge	Loan Repayments	Ending Quarterly Loan Balance	Accrued Interest
2020 Q1	\$ -	\$ -	\$ -	\$ -	\$ -	\$ -
2020 Q2	\$ -	\$ (4,900,000)	\$ -	\$ -	\$ (4,900,000)	\$ -
2020 Q3	\$ (4,900,000)	\$ -	\$ (32,463)	\$ -	\$ (4,932,463)	\$ (32,463)
2020 Q4	\$ (4,932,463)	\$ -	\$ (32,678)	\$ -	\$ (4,965,140)	\$ (65,140)
2021 Q1	\$ (4,965,140)	\$ (3,500,000)	\$ (32,894)	\$ -	\$ (8,498,034)	\$ (98,034)
2021 Q2	\$ (8,498,034)	\$ (3,500,000)	\$ (56,299)	\$ -	\$ (12,054,334)	\$ (154,334)
2021 Q3	\$ (12,054,334)	\$ (2,500,000)	\$ (79,860)	\$ -	\$ (14,634,194)	\$ (234,194)
2021 Q4	\$ (14,634,194)	\$ (2,269,000)	\$ (96,952)	\$ -	\$ (17,000,145)	\$ (331,145)
2022 Q1	\$ (17,000,145)	\$ -	\$ (112,626)	\$ -	\$ (17,112,771)	\$ (443,771)
2022 Q2	\$ (17,112,771)	\$ -	\$ (113,372)	\$ -	\$ (17,226,143)	\$ (557,143)
2022 Q3	\$ (17,226,143)	\$ -	\$ (114,123)	\$ 100,000	\$ (17,240,266)	\$ (671,266)
2022 Q4	\$ (17,240,266)	\$ -	\$ (114,217)	\$ 143,000	\$ (17,211,483)	\$ (785,483)
2023 Q1	\$ (17,211,483)	\$ -	\$ (114,026)	\$ 150,000	\$ (17,175,509)	\$ (899,509)
2023 Q2	\$ (17,175,509)	\$ -	\$ (113,788)	\$ 150,000	\$ (17,139,297)	\$ (1,013,297)
2023 Q3	\$ (17,139,297)	\$ -	\$ (113,548)	\$ 200,000	\$ (17,052,845)	\$ (1,126,845)
2023 Q4	\$ (17,052,845)	\$ -	\$ (112,975)	\$ 243,000	\$ (16,922,820)	\$ (1,239,820)
2024 Q1	\$ (16,922,820)	\$ -	\$ (112,114)	\$ 247,000	\$ (16,787,934)	\$ (1,351,934)
2024 Q2	\$ (16,787,934)	\$ -	\$ (111,220)	\$ 250,000	\$ (16,649,154)	\$ (1,463,154)
2024 Q3	\$ (16,649,154)	\$ -	\$ (110,301)	\$ 250,000	\$ (16,509,454)	\$ (1,573,454)
2024 Q4	\$ (16,509,454)	\$ -	\$ (109,375)	\$ 300,000	\$ (16,318,829)	\$ (1,682,829)
2025 Q1	\$ (16,318,829)	\$ -	\$ (108,112)	\$ 375,000	\$ (16,051,942)	\$ (1,790,942)
2025 Q2	\$ (16,051,942)	\$ -	\$ (106,344)	\$ 375,000	\$ (15,783,286)	\$ (1,897,286)
2025 Q3	\$ (15,783,286)	\$ -	\$ (104,564)	\$ 375,000	\$ (15,512,850)	\$ (2,001,850)
2025 Q4	\$ (15,512,850)	\$ -	\$ (102,773)	\$ 375,000	\$ (15,240,623)	\$ (2,104,623)
2026 Q1	\$ (15,240,623)	\$ -	\$ (100,969)	\$ 375,000	\$ (14,966,592)	\$ (2,205,592)
2026 Q2	\$ (14,966,592)	\$ -	\$ (99,154)	\$ 400,000	\$ (14,665,745)	\$ (2,304,745)
2026 Q3	\$ (14,665,745)	\$ -	\$ (97,161)	\$ 400,000	\$ (14,362,906)	\$ (2,401,906)
2026 Q4	\$ (14,362,906)	\$ -	\$ (95,154)	\$ 400,000	\$ (14,058,060)	\$ (2,497,060)
2027 Q1	\$ (14,058,060)	\$ -	\$ (93,135)	\$ 400,000	\$ (13,751,195)	\$ (2,590,195)
2027 Q2	\$ (13,751,195)	\$ -	\$ (91,102)	\$ 400,000	\$ (13,442,297)	\$ (2,681,297)
2027 Q3	\$ (13,442,297)	\$ -	\$ (89,055)	\$ 400,000	\$ (13,131,352)	\$ (2,770,352)
2027 Q4	\$ (13,131,352)	\$ -	\$ (86,995)	\$ 400,000	\$ (12,818,347)	\$ (2,857,347)
2028 Q1	\$ (12,818,347)	\$ -	\$ (84,922)	\$ 475,000	\$ (12,428,269)	\$ (2,942,269)
2028 Q2	\$ (12,428,269)	\$ -	\$ (82,337)	\$ 500,000	\$ (12,010,606)	\$ (3,024,606)
2028 Q3	\$ (12,010,606)	\$ -	\$ (79,570)	\$ 500,000	\$ (11,590,176)	\$ (3,104,176)
2028 Q4	\$ (11,590,176)	\$ -	\$ (76,785)	\$ 500,000	\$ (11,166,961)	\$ (3,180,961)
2029 Q1	\$ (11,166,961)	\$ -	\$ (73,981)	\$ 500,000	\$ (10,740,942)	\$ (3,254,942)
2029 Q2	\$ (10,740,942)	\$ -	\$ (71,159)	\$ 500,000	\$ (10,312,101)	\$ (3,326,101)
2029 Q3	\$ (10,312,101)	\$ -	\$ (68,318)	\$ 500,000	\$ (9,880,419)	\$ (3,394,419)
2029 Q4	\$ (9,880,419)	\$ -	\$ (65,458)	\$ 525,000	\$ (9,420,876)	\$ (3,459,876)
2030 Q1	\$ (9,420,876)	\$ -	\$ (62,413)	\$ 500,000	\$ (8,983,290)	\$ (3,522,290)
2030 Q2	\$ (8,983,290)	\$ -	\$ (59,514)	\$ 500,000	\$ (8,542,804)	\$ (3,581,804)
2030 Q3	\$ (8,542,804)	\$ -	\$ (56,596)	\$ 500,000	\$ (8,099,400)	\$ (3,638,400)
2030 Q4	\$ (8,099,400)	\$ -	\$ (53,659)	\$ 525,000	\$ (7,628,059)	\$ (3,692,059)
2031 Q1	\$ (7,628,059)	\$ -	\$ (50,536)	\$ 600,000	\$ (7,078,594)	\$ (3,742,594)
2031 Q2	\$ (7,078,594)	\$ -	\$ (46,896)	\$ 600,000	\$ (6,525,490)	\$ (3,789,490)
2031 Q3	\$ (6,525,490)	\$ -	\$ (43,231)	\$ 650,000	\$ (5,918,721)	\$ (3,832,721)
2031 Q4	\$ (5,918,721)	\$ -	\$ (39,212)	\$ 675,000	\$ (5,282,933)	\$ (3,871,933)
2032 Q1	\$ (5,282,933)	\$ -	\$ (34,999)	\$ 700,000	\$ (4,617,932)	\$ (3,906,932)
2032 Q2	\$ (4,617,932)	\$ -	\$ (30,594)	\$ 700,000	\$ (3,948,526)	\$ (3,937,526)

2032 Q3	\$	(3,948,526)	\$	-	\$	(26,159)	\$	725,000	\$	(3,249,685)	\$	(3,963,685)
2032 Q4	\$	(3,249,685)	\$	-	\$	(21,529)	\$	750,000	\$	(2,521,214)	\$	(3,985,214)
2033 Q1	\$	(2,521,214)	\$	-	\$	(16,703)	\$	725,000	\$	(1,812,917)	\$	(4,001,917)
2033 Q2	\$	(1,812,917)	\$	-	\$	(12,011)	\$	750,000	\$	(1,074,928)	\$	(4,013,928)
2033 Q3	\$	(1,074,928)	\$	-	\$	(7,121)	\$	750,000	\$	(332,049)	\$	(4,021,049)
2033 Q4	\$	(332,049)	\$	-	\$	(2,200)	\$	334,249		-	\$	(4,023,249)

Interest Rate Assumptions:	
2020	3.65%
2021 and after	3.70%

Note: These interest rate assumptions are for planning purposes only. Unless otherwise stated, the actual monthly interest charge will be at the monthly rate of return on the City's consolidated cash pool investments.



Legislation Text

File #: CB 119919, **Version:** 1

CITY OF SEATTLE

ORDINANCE _____

COUNCIL BILL _____

AN ORDINANCE relating to contracting indebtedness; authorizing and providing for the issuance and sale of limited tax general obligation bonds to pay all or part of the costs of various elements of the City's capital improvement program and for other City purposes approved by ordinance, to provide one or more loans to the Pike Place Market Preservation and Development Authority for the financing of certain improvements, and to pay the costs of issuance of the bonds; providing parameters for the bond sale terms including conditions, covenants, and other sale terms; creating the 2021 Multipurpose LTGO Bond Fund (Taxable); and ratifying and confirming certain prior acts.

WHEREAS, The City of Seattle, Washington (the "City"), has determined that it is in its best interest that

certain capital projects (as identified in this ordinance, the "Projects") be financed by the issuance of

limited tax general obligation bonds of the City in a principal amount not to exceed \$212.7 million; and

WHEREAS, pursuant to a memorandum of understanding with the Pike Place Market Preservation and

Development Authority (the "PPMPDA"), the City has agreed to make one or more loans (the

"PPMPDA Loan(s)") in an aggregate amount not to exceed \$6.0 million to be used to support capital

improvements to the PPMPDA, to be financed through the issuance of the City's limited tax general

obligation bonds. Proceeds of the Bonds will be loaned to PPMPDA pursuant to one or more written

loan agreements authorized herein to be negotiated and executed upon issuance of the associated bonds;

and

WHEREAS, the series of bridges and roadways comprising the West Seattle Bridge have suffered severe

structural damage and will require significant funding to prevent collapse and to perform such

engineering and design work as may be necessary or desirable to determine whether and how to repair

or replace all or a portion of the West Seattle Bridge, and the City is in need of funds to pay this

extraordinary and unforeseen cost; and

WHEREAS, RCW 39.36.020 authorizes the City to incur indebtedness without the assent of the voters of the City so long as such indebtedness does not result in a total nonvoted indebtedness of the City in excess of 1.5% of the value of taxable property within the City as computed in accordance with RCW 39.36.030; NOW, THEREFORE,

BE IT ORDAINED BY THE CITY OF SEATTLE AS FOLLOWS:

Section 1. **Definitions.** As used in this ordinance, the following capitalized terms shall have the following meanings.

“**Authorized Denomination**” means \$5,000 or any integral multiple thereof within a maturity of a Series, or such other minimum authorized denominations as may be specified in the applicable Bond Documents.

“**Beneficial Owner**” means, with regard to a Bond, the owner of any beneficial interest in that Bond.

“**Bond**” means one of the limited tax general obligation bonds issued pursuant to this ordinance.

“**Bond Counsel**” means a lawyer or a firm of lawyers, selected by the City, of nationally recognized standing in matters pertaining to bonds issued by states and their political subdivisions.

“**Bond Documents**” means, with respect to any Series of the Bonds, (a) this ordinance (including any amendatory or supplemental ordinances); (b) the authenticated bond form; and (c) the written agreement(s) setting forth the Bond Sale Terms and additional terms, conditions, or covenants pursuant to which such Bond was issued and sold, as set forth in any one or more of the following (if any): (i) a sale resolution, (ii) a bond purchase contract (as defined in the applicable authorizing ordinance), (iii) a bond indenture, fiscal agent or paying agent agreement, or the State fiscal agency contract, and (iv) a direct purchase or continuing covenant agreement.

“**Bond Purchase Contract**” means a written offer to purchase a Series of the Bonds pursuant to certain Bond Sale Terms, which offer has been accepted by the City in accordance with this ordinance. In the case of a

competitive sale, the Purchaser's bid for a Series, together with the official notice of sale and Pricing Certificate confirming the Bond Sale Terms, shall comprise the Bond Purchase Contract.

"Bond Redemption Fund" means the City's General Bond Interest and Redemption Fund, previously created by Ordinance 112112 and established and to be used for the payment of the principal of, premium, if any, and interest on the Bonds.

"Bond Register" means the books or records maintained by the Bond Registrar for the purpose of registering ownership of each Bond.

"Bond Registrar" means the Fiscal Agent (unless the Director of Finance appoints a different person to act as bond registrar with respect to a particular Series), or any successor bond registrar selected in accordance with the Registration Ordinance.

"Bond Sale Terms" means the terms and conditions for the sale of a Series of the Bonds approved by the Director of Finance consistent with the parameters set forth in Section 4, including the maximum principal amount, date or dates, denominations, interest rate or rates (or mechanism for determining the interest rate or rates), payment dates, final maturity, redemption rights, price, and other terms, conditions or covenants. In connection with a negotiated sale or private placement, the Bond Sale Terms shall be set forth in a Bond Purchase Contract; in connection with a competitive sale, the Bond Sale Terms shall be set forth in a Pricing Certificate.

"Book-Entry Form" means a fully registered form in which physical bond certificates are registered only in the name of the Securities Depository (or its nominee), as Registered Owner, with the physical bond certificates held by and immobilized in the custody of the Securities Depository (or its designee), where the system for recording and identifying the transfer of the ownership interests of the Beneficial Owners in those Bonds is neither maintained by nor the responsibility of the City or the Bond Registrar.

"City" means The City of Seattle, Washington, a municipal corporation duly organized and existing under the laws of the State.

“City Council” means the City Council of the City, as duly and regularly constituted from time to time.

“Code” means the Internal Revenue Code of 1986, or any successor thereto, as it has been and may be amended from time to time, and regulations thereunder.

“Continuing Disclosure Agreement” means, for each Series sold in an offering subject to federal securities regulations requiring a written undertaking to provide continuing disclosure, a continuing disclosure agreement entered into pursuant to Section 14, in substantially the form attached as Exhibit B.

“DTC” means The Depository Trust Company, New York, New York.

“Director of Finance” means the Director of the Finance Division of the Department of Finance and Administrative Services of the City, or any other officer who succeeds to substantially all of the responsibilities of that office.

“Fiscal Agent” means the fiscal agent of the State, as the same may be designated by the State from time to time, or such other fiscal agent as the City may hereafter appoint.

“Government Obligations” means, unless otherwise limited in the Bond Documents for a particular Series of the Bonds, any government obligation as that term is defined in RCW 39.53.010, as now in effect or as may hereafter be amended.

“Issue Date” means, with respect to a Bond, the initial date on which that Bond is issued and delivered to the initial Purchaser in exchange for its purchase price.

“Letter of Representations” means the Blanket Issuer Letter of Representations between the City and DTC dated October 4, 2006, as it may be amended from time to time, or an agreement with a substitute or successor Securities Depository.

“MSRB” means the Municipal Securities Rulemaking Board.

“Omnibus Refunding Ordinance” means Ordinance 125457, passed by the City Council on November 20, 2017, authorizing the issuance of general obligation refunding bonds (as such ordinance may be amended from time to time), or any other ordinance passed in the future, pursuant to which the Bonds (or any

Series of the Bonds) are designated as “refundable bonds.”

“Owner” means, without distinction, the Registered Owner and the Beneficial Owner of a Bond.

“PPMPDA” means the Pike Place Market Preservation and Development Authority, a public development authority of the City formed and operating under RCW 35.21.730-759.

“PPMPDA Loan(s)” means one or more loans to the PPMPDA for the purpose of undertaking certain capital improvements to the Pike Place Market and related facilities.

“Pricing Certificate” means a certificate executed by the Director of Finance as of the pricing date confirming the Bond Sale Terms for the sale of a Series of Bonds to the Purchaser in a competitive sale, in accordance with the parameters set forth in Section 4.

“Projects” means the various elements of the City’s capital improvement program identified in Exhibit A, attached hereto and by this reference made a part hereof.

“Purchaser” means the entity or entities who have been selected by the Director of Finance in accordance with this ordinance to serve as underwriter, purchaser or successful bidder in a sale of any Series.

“Rating Agency” means any nationally recognized rating agency then maintaining a rating on a Series of the Bonds at the request of the City.

“Record Date” means, unless otherwise defined in the Bond Documents, in the case of each interest or principal payment date, the Bond Registrar’s close of business on the 15th day of the month preceding such interest or principal payment date. With regard to redemption of a Bond prior to its maturity, the Record Date shall mean the Bond Registrar’s close of business on the day prior to the date on which the Bond Registrar sends the notice of redemption to the Registered Owner(s) of the affected Bonds.

“Registered Owner” means, with respect to a Bond, the person in whose name that Bond is registered on the Bond Register. For so long as a Series of the Bonds is in Book-Entry Form under a Letter of Representations, the Registered Owner of such Series shall mean the Securities Depository.

“Registration Ordinance” means Ordinance 111724, establishing a system of registration for the

City's bonds and other obligations pursuant to Seattle Municipal Code Chapter 5.10, as that chapter now exists or may hereafter be amended.

"Rule 15c2-12" means Rule 15c2-12 promulgated by the SEC under the Securities Exchange Act of 1934, as amended.

"SEC" means the United States Securities and Exchange Commission.

"Securities Depository" means DTC, any successor thereto, any substitute securities depository selected by the City, or the nominee of any of the foregoing. Any successor or substitute Securities Depository must be qualified under applicable laws and regulations to provide the services proposed to be provided by it.

"Series" means a series of the Bonds issued pursuant to this ordinance.

"State" means the State of Washington.

"Tax Credit Subsidy Bond" means any Taxable Bond that is designated by the City as a tax credit bond pursuant to the Code, and which is further designated as a "qualified bond" under Section 6431 or similar provision of the Code, and with respect to which the City is eligible to claim a Tax Credit Subsidy Payment.

"Tax Credit Subsidy Payment" means a payment by the federal government with respect to a Tax Credit Subsidy Bond.

"Tax-Exempt Bond" means any Bond the interest on which is intended on the Issue Date to be excludable from gross income for federal income tax purposes.

"Taxable Bond" means any Bond the interest on which is not intended on the Issue Date to be excludable from gross income for federal income tax purposes.

"Term Bond" means any Bond that is issued subject to mandatory redemption prior to its maturity in periodic mandatory redemption payments in accordance with Section 7(b) of this ordinance.

Section 2. **Authorization of Bonds.** The City is authorized to borrow money on the credit of the City and issue limited tax general obligation bonds evidencing indebtedness in the maximum principal amount stated in Section 4 to pay all or part of the costs of the Projects (which costs may include capitalized interest, if

necessary); to make the PMPDA Loan(s) as described herein; for other City purposes approved by ordinance; and to pay the costs of issuance of the Bonds. The Bonds may be issued in one or more Series and may be combined with other general obligation bonds (including refunding bonds) authorized separately. The Bonds shall be designated limited tax general obligation bonds, shall be numbered separately, and shall have any name, year and Series or other label as deemed necessary or appropriate by the Director of Finance.

Section 3. **Manner of Sale of the Bonds.** The Director of Finance may provide for the sale of each Series by competitive sale, negotiated sale, limited offering, or private placement. The Purchaser of each Series shall be chosen through a selection process acceptable to the Director of Finance. The Director of Finance is authorized to specify a date and time of sale and a date and time for the delivery of each Series; in the case of a competitive sale, to provide an official notice of sale including bid parameters and other bid requirements and to provide for the use of an electronic bidding mechanism; to provide for and determine matters relating to the forward or delayed delivery of the Bonds, if deemed desirable; and to specify other matters in his or her determination necessary, appropriate, or desirable in order to carry out the sale of each Series. Each Series must be sold on Bond Sale Terms consistent with the parameters set forth in Section 4.

Section 4. **Appointment of Designated Representative; Bond Sale Terms.**

(a) **Designated Representative.** The Director of Finance is appointed to serve as the City's designated representative in connection with the issuance and sale of the Bonds in accordance with RCW 39.46.040(2) and this ordinance.

(b) **Parameters for Bond Sale Terms.** The Director of Finance is authorized to approve on behalf of the City Bond Sale Terms for the sale of the Bonds in one or more Series and, in connection with each such sale, to execute a Bond Purchase Contract (or, in the case of a competitive sale, a Pricing Certificate) confirming the Bond Sale Terms and such related agreements as may be necessary or desirable, consistent with the following parameters:

(i) **Maximum Principal Amount.** The maximum aggregate principal amount of all Series

of the Bonds authorized by this ordinance may not exceed \$212.7 million.

(ii) **Date or Dates.** Each Bond shall be dated its Issue Date, as determined by the Director of Finance, which Issue Date may not be later than December 31, 2023.

(iii) **Denominations.** The Bonds shall be issued in Authorized Denominations.

(iv) **Interest Rate(s).** Each Bond shall bear interest from its Issue Date or from the most recent date to which interest has been paid or duly provided, unless otherwise provided in the applicable Bond Documents. One or more rates of interest shall be established for each maturity of each Series of the Bonds, which rate or rates may be fixed or variable. The net interest cost for any fixed rate Series may not exceed a rate of 10% per annum.

(v) **Payment Dates.** Interest shall be payable on dates acceptable to the Director of Finance. Principal shall be payable on dates acceptable to the Director of Finance, which shall include payment at the maturity of each Bond, in mandatory redemption installments applicable to Term Bonds, and otherwise in accordance with any redemption or tender provisions set forth in the Bond Documents.

(vi) **Final Maturity.** Each Bond shall mature no later than 31 years after its Issue Date.

(vii) **Redemption Prior to Maturity.** The Bond Sale Terms may include redemption provisions, as determined by the Director of Finance, consistent with Section 7 and subject to the following:

(A) **Optional Redemption.** The Director of Finance may designate any Bond as being subject to optional redemption prior to its maturity. Any Tax-Exempt Bond that is subject to optional redemption prior to maturity must be callable on at least one or more dates occurring not more than 10½ years after the Issue Date, consistent with Section 7(a).

(B) **Mandatory Redemption.** The Director of Finance may designate any Bond as a Term Bond, subject to mandatory redemption prior to its maturity in mandatory redemption installment payments of principal, consistent with Section 7(b).

(C) **Extraordinary Redemption.** The Director of Finance may designate any Bond

as subject to extraordinary optional redemption or extraordinary mandatory redemption upon the occurrence of an extraordinary event, as such event or events may be set forth in the applicable Bond Documents, consistent with Section 7(c).

(viii) **Price.** The Director of Finance may approve in the Bond Sale Terms an aggregate purchase price for each Series of the Bonds that is, in his or her judgment, the price that produces the most advantageous borrowing cost for the City for that Series consistent with the parameters set forth herein and in any applicable bid documents.

(ix) **Other Terms and Conditions.**

(A) **Debt Capacity and Limitations.** A Series of the Bonds may not be issued if it would cause the indebtedness of the City to exceed the City's legal debt capacity on the Issue Date of such Series.

(B) **Reasonably Expected Life.** As of the Issue Date of each Series, the Director of Finance must find to his or her satisfaction that the average expected life of the capital facilities to be financed with the proceeds (or allocable share of proceeds) of that Series exceeds the weighted average maturity of such Series (or share thereof allocated to financing those capital facilities).

(C) **Additional Terms, Conditions, and Agreements.** The Bond Sale Terms for any Series may provide for bond insurance or for any other credit enhancement as the Director of Finance may find necessary or desirable. The Bond Sale Terms may include such additional terms, conditions, and covenants as may be necessary or desirable, including but not limited to: restrictions on investment of Bond proceeds and pledged funds (including any escrow established for the defeasance of any of the Bonds), provisions for the conversion of interest rate modes, provisions for the reimbursement of a credit enhancement provider, and requirements to give notice to or obtain the consent of a credit enhancement provider. The Director of Finance is authorized to execute, on behalf of the City, such additional certificates and agreements as may be necessary or desirable to reflect such terms, conditions, and covenants.

(D) **Tax Status of the Bonds.** The Director of Finance may designate any Series of the Bonds as Tax-Exempt Bonds, Taxable Bonds, or Tax Credit Subsidy Bonds, consistent with Section 13.

Section 5. **Bond Registrar; Registration and Transfer of Bonds.**

(a) **Registration and Bond Registrar.** The Bonds shall be issued only in registered form as to both principal and interest and shall be recorded on the Bond Register. The Fiscal Agent is appointed to act as Bond Registrar for each Series of the Bonds, unless otherwise determined by the Director of Finance.

(b) **Transfer and Exchange of Bonds.** The Bond Registrar shall keep, or cause to be kept, sufficient books for the registration and transfer of the Bonds, which shall be open to inspection by the City at all times. The Bond Register shall contain the name and mailing address of the Registered Owner of each Bond and the principal amount and number of each of the Bonds held by each Registered Owner.

The Bond Registrar is authorized, on behalf of the City, to authenticate and deliver Bonds transferred or exchanged in accordance with the provisions of the Bonds and this ordinance, to serve as the City's paying agent for the Bonds and to carry out all of the Bond Registrar's powers and duties under this ordinance and the Registration Ordinance.

The Bond Registrar shall be responsible for its representations contained in the Bond Registrar's certificate of authentication on the Bonds. The Bond Registrar may become an Owner of Bonds with the same rights it would have if it were not the Bond Registrar and, to the extent permitted by law, may act as depository for and permit any of its officers or directors to act as members of, or in any other capacity with respect to, any committee formed to protect the rights of Owners.

Bonds surrendered to the Bond Registrar may be exchanged for Bonds in any Authorized Denomination of an equal aggregate principal amount and of the same Series, interest rate and maturity. Bonds may be transferred only if endorsed in the manner provided thereon and surrendered to the Bond Registrar. Any exchange or transfer shall be without cost to an Owner or transferee. The Bond Registrar shall not be obligated to exchange or transfer any Bond during the period between the Record Date and the corresponding interest

payment or principal redemption date.

(c) **Securities Depository; Book-Entry Form.** Unless otherwise determined by the Director of Finance, the Bonds initially shall be issued in Book-Entry Form and registered in the name of the Securities Depository. The Bonds so registered shall be held fully immobilized in Book-Entry Form by the Securities Depository in accordance with the provisions of the Letter of Representations. Neither the City nor the Bond Registrar shall have any responsibility or obligation to participants of the Securities Depository (or the persons for whom they act as nominees) with respect to the Bonds regarding the accuracy of any records maintained by the Securities Depository (or its participants) of any amount in respect of principal of or interest on the Bonds, or any notice that is permitted or required to be given to Registered Owners hereunder (except such notice as is required to be given by the Bond Registrar to the Securities Depository). Registered ownership of a Bond initially held in Book-Entry Form, or any portion thereof, may not be transferred except: (i) to any successor Securities Depository; (ii) to any substitute Securities Depository appointed by the City or such substitute Securities Depository's successor; or (iii) to any person if the Bond is no longer held in Book-Entry Form.

Upon the resignation of the Securities Depository from its functions as depository, or upon a determination by the Director of Finance to discontinue utilizing the then-current Securities Depository, the Director of Finance may appoint a substitute Securities Depository. If the Securities Depository resigns from its functions as depository and no substitute Securities Depository can be obtained, or if the Director of Finance determines not to utilize a Securities Depository, then the Bonds shall no longer be held in Book-Entry Form and ownership may be transferred only as provided herein.

Nothing herein shall prevent the Bond Sale Terms from providing that a Series of the Bonds shall be issued in certificated form without utilizing a Securities Depository, and that the Bonds of such Series shall be registered as of their Issue Date in the names of the Owners thereof, in which case ownership may be transferred only as provided herein.

(d) **Lost or Stolen Bonds.** In case any Bond shall be lost, stolen or destroyed, the Bond Registrar

may authenticate and deliver a new bond or bonds of like amount, date, tenor, and effect to the Registered Owner(s) thereof upon the Registered Owner(s)' paying the expenses and charges of the City in connection therewith, and upon filing with the Bond Registrar evidence satisfactory to the Bond Registrar that such bond or bonds were actually lost, stolen or destroyed and of Registered Ownership thereof, and upon furnishing the City with indemnity satisfactory to both.

Section 6. **Payment of Bonds.**

(a) **Payment.** Principal of and interest on each Bond shall be payable in lawful money of the United States of America on the dates and in the amounts as provided in the Bond Documents applicable to that Series. No Bonds of any Series shall be subject to acceleration under any circumstances.

(b) **Bonds Held In Book-Entry Form.** Principal of and interest on each Bond held in Book-Entry Form shall be payable in the manner set forth in the Letter of Representations.

(c) **Bonds Not Held In Book-Entry Form.** Interest on each Bond not held in Book-Entry Form shall be payable by electronic transfer on the interest payment date, or by check or draft of the Bond Registrar mailed on the interest payment date to the Registered Owner at the address appearing on the Bond Register on the Record Date. The City, however, shall not be required to make electronic transfers except pursuant to a request by a Registered Owner in writing received at least ten days prior to the Record Date and at the sole expense of the Registered Owner. Principal of each Bond not held in Book-Entry Form shall be payable upon presentation and surrender of the Bond by the Registered Owner to the Bond Registrar.

Section 7. **Redemption and Purchase of Bonds.**

(a) **Optional Redemption.** All or some of the Bonds of any Series may be subject to redemption prior to their stated maturity dates at the option of the City at the times and on the terms set forth in the applicable Bond Documents.

(b) **Mandatory Redemption.** All or some of the Bonds of any Series may be designated as Term Bonds, subject to mandatory redemption in principal installment payments, as set forth in the applicable Bond

Documents. If not redeemed or purchased at the City's option prior to maturity, Term Bonds (if any) must be redeemed, at a price equal to one hundred percent of the principal amount to be redeemed plus accrued interest, on the dates and in the years and principal amounts set forth in the applicable Bond Documents.

If the City optionally redeems or purchases a Term Bond prior to its maturity, the principal amount of that Term Bond so redeemed or purchased (irrespective of its redemption or purchase price) shall be credited against the remaining mandatory redemption installment payments in the manner directed by the Director of Finance. In the absence of direction by the Director of Finance, credit shall be allocated to each mandatory redemption installment payment for that Bond on a *pro rata* basis.

(c) **Extraordinary Redemption.** All or some of the Bonds of any Series may be subject to extraordinary optional or extraordinary mandatory redemption prior to maturity, upon the occurrence of an extraordinary event, at the prices, in the principal amounts, and on the dates, all as set forth in the applicable Bond Documents.

(d) **Selection of Bonds for Redemption; Partial Redemption.** If fewer than all of the outstanding Bonds of a Series are to be redeemed at the option of the City, the Director of Finance shall select the maturity or maturities to be redeemed. If less than all of the principal amount of a maturity of the selected Series is to be redeemed, if such Series is held in Book-Entry Form, the portion of such maturity to be redeemed shall be selected for redemption by the Securities Depository in accordance with the Letter of Representations. If the Series is not then held in Book-Entry Form, the portion of such maturity to be redeemed shall be selected by the Bond Registrar using such method of random selection as the Bond Registrar shall determine. All or a portion of the principal amount of any Bond that is to be redeemed may be redeemed in any applicable Authorized Denomination. If less than all of the outstanding principal amount of any Bond is redeemed, upon surrender of that Bond to the Bond Registrar there shall be issued to the Registered Owner, without charge, a new Bond (or Bonds, at the option of the Registered Owner) of the same Series, maturity, and interest rate in any Authorized Denomination in the aggregate principal amount to remain outstanding.

(e) **Purchase.** The City reserves the right and option to purchase any or all of the Bonds at any time at any price acceptable to the City plus accrued interest to the date of purchase.

Section 8. **Notice of Redemption; Rescission of Notice.** Unless otherwise set forth in the applicable Bond Documents, the City must cause notice of any intended redemption of Bonds to be given not less than 20 nor more than 60 days prior to the date fixed for redemption by first-class mail, postage prepaid, to the Registered Owner of any Bond to be redeemed at the address appearing on the Bond Register on the Record Date, and the requirements of this sentence shall be deemed to have been fulfilled when notice has been mailed as so provided, whether or not it is actually received by the Owner of any Bond. Interest on Bonds called for redemption shall cease to accrue on the date fixed for redemption unless the Bond or Bonds called are not redeemed when presented pursuant to the call.

In the case of an optional or extraordinary optional redemption, the notice may state that the City retains the right to rescind the redemption notice and the related redemption of Bonds by giving a notice of rescission to the affected Registered Owners at any time on or prior to the scheduled redemption date. Any notice of redemption that is rescinded by the Director of Finance shall be of no effect, and the Bonds for which the notice of redemption has been rescinded shall remain outstanding.

Section 9. **Failure to Pay Bonds.** If any Bond is not paid when properly presented at its maturity or redemption date, the City shall be obligated to pay interest on that Bond at the same rate provided on that Bond from and after its maturity or redemption date until that Bond, principal, premium, if any, and interest, is paid in full or until sufficient money for its payment in full is on deposit in the Bond Redemption Fund and that Bond has been called for payment by giving notice of that call to the Registered Owner of that Bond.

Section 10. **Form and Execution of Bonds.** The Bonds shall be typed, printed, or reproduced in a form consistent with the provisions of this ordinance and State law; shall be signed by the Mayor and Director of Finance, either or both of whose signatures may be manual or in facsimile; and the seal of the City or a facsimile reproduction thereof shall be impressed or printed thereon.

Only Bonds bearing a certificate of authentication in substantially the following form (with the designation, year, and Series of the Bonds adjusted consistent with this ordinance), manually signed by the Bond Registrar, shall be valid or obligatory for any purpose or entitled to the benefits of this ordinance: “This Bond is one of the fully registered The City of Seattle, Washington, [Limited Tax General Obligation Bonds], [Year] [Series], described in [this ordinance].” The authorized signing of a certificate of authentication shall be conclusive evidence that the Bond so authenticated has been duly executed, authenticated, and delivered and is entitled to the benefits of this ordinance.

If any officer whose manual or facsimile signature appears on a Bond ceases to be an officer of the City authorized to sign bonds before the Bond bearing his or her manual or facsimile signature is authenticated or delivered by the Bond Registrar or issued by the City, that Bond nevertheless may be authenticated, delivered, and issued and, when authenticated, issued, and delivered, shall be as binding on the City as though that person had continued to be an officer of the City authorized to sign bonds. Any Bond also may be signed on behalf of the City by any person who, on the actual date of signing of the Bond, is an officer of the City authorized to sign bonds, although he or she did not hold the required office on the Issue Date of that Series of the Bonds.

Section 11. **Pledge of Taxes.** For so long as any of the Bonds are outstanding, the City irrevocably pledges to include in its budget and levy taxes annually within the constitutional and statutory tax limitations provided by law without a vote of the electors of the City on all of the taxable property within the City in an amount sufficient, together with other money legally available and to be used therefor, to pay when due the principal of and interest on the Bonds. The full faith, credit, and resources of the City are pledged irrevocably for the annual levy and collection of those taxes and the prompt payment of that principal and interest.

Section 12. **Refunding or Defeasance of Bonds.**

(a) **Bonds Designated as Refundable Bonds.** Each Series of the Bonds is hereby designated as a Series of “Refundable Bonds” for purposes of the Omnibus Refunding Ordinance.

(b) **Refunding; Defeasance.** The City may issue refunding bonds pursuant to the laws of the State

or use money available from any other lawful source (i) to pay when due the principal of (including premium, if any) and interest on any Bond, or any portion thereof, included in a refunding or defeasance plan (the “Defeased Bonds”); (ii) to redeem and retire, release, refund, or defease the Defeased Bonds; and (iii) to pay the costs of such refunding or defeasance. If money and/or Government Obligations maturing at a time or times and in an amount sufficient (together with known earned income from the investment thereof) to redeem and retire, release, refund, or defease the Defeased Bonds in accordance with their terms is set aside in a special trust fund or escrow account irrevocably pledged to such redemption, retirement, or defeasance (the “Trust Account”), then all right and interest of the Owners of the Defeased Bonds in the covenants of this ordinance and in the funds and accounts pledged to the payment of such Defeased Bonds, other than the right to receive the funds so set aside and pledged, thereafter shall cease and become void. Such Owners thereafter shall have the right to receive payment of the principal of and interest or redemption price on the Defeased Bonds from the Trust Account. After establishing and fully funding such a Trust Account, the Defeased Bonds shall be deemed to be no longer outstanding, and the Director of Finance may then apply any money in any other fund or account established for the payment or redemption of the Defeased Bonds to any lawful purpose.

(c) **Notice of Defeasance or Refunding.** Unless otherwise specified in the applicable Bond Documents, notice of refunding or defeasance shall be given, and selection of Bonds for any partial refunding or defeasance shall be conducted, in the manner set forth in this ordinance for the redemption of Bonds.

Section 13. **Federal Tax Matters.** The Bond Documents may include such additional terms and covenants relating to federal tax matters as the Director of Finance deems necessary or appropriate, including the following:

(a) **Tax-Exempt Bonds.** For each Series of the Bonds issued as Tax-Exempt Bonds, the City covenants that it will take all actions consistent with the terms of such Series, as set forth in this ordinance and the applicable Bond Documents, that are reasonably within its power and necessary to prevent interest on that Series from being included in gross income for federal income tax purposes. The City further covenants that it

will neither take any action nor make or permit any use of gross proceeds of such Series (or other funds of the City treated as gross proceeds of such Series) at any time during the term of such Series that will cause interest on such Series to be included in gross income for federal income tax purposes. The City also covenants that, to the extent the arbitrage rebate requirement of Section 148 of the Code is applicable to any Series issued as Tax-Exempt Bonds, it will take all actions necessary to comply (or to be treated as having complied) with that requirement in connection with that Series (including the calculation and payment of any penalties that the City may elect to pay as an alternative to calculating rebatable arbitrage and the payment of any other penalties if required under Section 148 of the Code) to prevent interest on such Series from being included in gross income for federal income tax purposes.

(b) **Taxable Bonds; Tax Credit Subsidy Bonds.** For each Series of the Bonds issued as Taxable Bonds or as Tax Credit Subsidy Bonds, the Director of Finance is authorized to make provision in the Bonds and other Bond Documents, to execute additional written agreements, and to make additional covenants on behalf of the City, all as he or she may deem necessary or appropriate in order to obtain, maintain, and administer such tax status. In the case of Tax Credit Subsidy Bonds, such additional covenants and agreements may include (without limiting the generality of the foregoing) those necessary in order for the City (i) to receive from the United States Treasury the applicable Tax Credit Subsidy Payments in respect of such Tax Credit Subsidy Bonds, and (ii) to ensure that such Series otherwise becomes and remains eligible for tax benefits under the Code.

Section 14. **Official Statement; Continuing Disclosure.**

(a) **Preliminary Official Statement.** The Director of Finance and other appropriate City officials are directed to cause the preparation of and review the form of a preliminary official statement in connection with each sale of one or more Series to the public. For the sole purpose of the Purchaser's compliance with paragraph (b)(1) of Rule 15c2-12, the Director of Finance is authorized to deem that preliminary official statement final as of its date, except for the omission of information permitted to be omitted by Rule 15c2-12.

The City approves the distribution to potential purchasers of the Bonds of a preliminary official statement that has been deemed final in accordance with this subsection.

(b) **Final Official Statement.** The City approves the preparation of a final official statement for each sale of one or more Series of the Bonds to be sold to the public in the form of the preliminary official statement with such additions, modifications and amendments as the Director of Finance deems necessary or desirable, and further authorizes the Director of Finance to execute and deliver such final official statement to the Purchaser. The City authorizes and approves the distribution by the Purchaser of that final official statement to purchasers and potential purchasers of the Bonds.

(c) **Undertaking to Provide Continuing Disclosure.** To meet the requirements of paragraph (b)(5) of Rule 15c2-12, as applicable to a participating underwriter for a Series of the Bonds, the Director of Finance is authorized to execute a written Continuing Disclosure Agreement with respect to that Series, in substantially the form attached as Exhibit B.

Section 15. **2021 Multipurpose LTGO Bond Funds Created; Deposit and Use of Proceeds.** The 2021 Multipurpose LTGO Bond Fund (Tax-Exempt) has been previously created in the City Treasury. In addition, if such fund has not been previously created by another ordinance, the 2021 Multipurpose LTGO Bond Fund (Taxable) is hereby created in the City Treasury. Unless otherwise provided in the Bond Sale Terms, the principal proceeds and net premium, if any, received from the sale and delivery of any Series of the Bonds sold as Tax-Exempt Bonds shall be paid into or allocated to the 2021 Multipurpose LTGO Bond Fund (Tax-Exempt), or in such funds, accounts, or subaccounts of the City Treasury as the Director of Finance may designate, and used for the purposes described in Section 2. Unless otherwise provided in the Bond Sale Terms, the principal proceeds and net premium, if any, received from the sale and delivery of any Series of the Bonds sold as Taxable Bonds shall be paid into or allocated to the 2021 Multipurpose LTGO Bond Fund (Taxable), or in such funds, accounts, or subaccounts of the City Treasury as the Director of Finance may designate, and used for the purposes described in Section 2. The Director of Finance may use the principal proceeds and net

premium, if any, of any Series to pay for costs of issuance of that Series, and the Director of Finance also may incur and account for costs of issuance that are not included as part of the bond proceeds and net premium, including but not limited to any underwriter's discount.

The Director of Finance may (i) establish and transfer proceeds of the Bonds among funds, accounts, or subaccounts in the City Treasury, or (ii) make interfund loans pursuant to Seattle Municipal Code Section 5.06.030 to or from other City accounts or funds, all on terms he or she may deem necessary, appropriate, or desirable to carry out the purposes of this ordinance and consistent with the Bond Sale Terms. Enactment of this ordinance authorizes the transfer of amounts from the 2021 Multipurpose LTGO Bond Fund (Tax-Exempt) and the 2021 Multipurpose LTGO Bond Fund (Taxable) to other funds in order to carry out the purposes of this ordinance.

There has previously been created and established in the City Treasury the Bond Redemption Fund. Net premium and accrued interest received from the sale and delivery of a Series of the Bonds that is not necessary for the purposes described in Section 2, if any, shall be paid or allocated into the Bond Redemption Fund prior to the first debt service payment date with respect to that Series.

Until needed to pay the Project expenses and the costs described herein, the City may invest principal proceeds of any Series of the Bonds temporarily in any authorized investment, and the investment earnings shall be deposited in such funds, subfunds, accounts and subaccounts as may be designated by the Director of Finance. Earnings subject to a federal tax or rebate requirement may be withdrawn from any such fund or account and used for those tax or rebate purposes.

The Director of Finance may pay principal of and interest on a Series of the Bonds with any proceeds of that Series (including interest earnings thereon) remaining after applying such proceeds to the purposes set forth in Section 2, or after the City Council has determined that the expenditure of such Bond proceeds for those purposes is no longer necessary or appropriate.

Section 16. **General Authorization.** In addition to the specific authorizations in this ordinance, the

Mayor and the Director of Finance and each of the other appropriate officers of the City is each authorized and directed to do everything as in his or her judgment may be necessary, appropriate, or desirable in order to carry out the terms and provisions of, and complete the transactions contemplated by, this ordinance. In particular and without limiting the foregoing:

(a) The Director of Finance, in his or her discretion and without further action by the City Council, (i) may issue requests for proposals to provide underwriting services or financing facilities (including liquidity or credit support), and may execute engagement letters with underwriters and other financial institutions (including providers of liquidity or credit support) based on responses to such requests, (ii) may select and make decisions regarding the Bond Registrar, fiscal or paying agents, and any Securities Depository for each Series of the Bonds; and (iii) may take such actions on behalf of the City as are necessary or appropriate for the City to designate, qualify, or maintain the tax-exempt treatment with respect to any Series issued as Tax-Exempt Bonds, to receive from the United States Treasury the applicable Tax Credit Subsidy Payments in respect of any Series issued as Tax Credit Subsidy Bonds, and to otherwise receive any other federal tax benefits relating to any Series of the Bonds that are available to the City; and

(b) The Mayor and Director of Finance are independently authorized (i) to execute and deliver any and all contracts or other documents as are consistent with this ordinance and for which the City's approval is necessary or to which the City is a party (including but not limited to agreements with escrow agents; refunding or defeasance trustees; liquidity or credit support providers; bond insurers; underwriters; lenders or other financial institutions; the Bond Registrar and any other fiscal or paying agents; counterparties to interest rate swap, cap, floor, or similar agreements; and custodians); and (ii) to negotiate, execute, and deliver such other contracts or documents incidental to the issuance and sale of a Series of the Bonds; the establishment of the initial interest rate or rates on a Bond; or the tender, purchase, remarketing, or redemption of a Bond, as may in his or her judgment be necessary or appropriate.

(c) In addition and without limiting the foregoing, the Mayor and Director of Finance are

independently authorized to negotiate, execute, and deliver any and all contracts or other documents in form and substance acceptable to the Mayor and Director of Finance, that are necessary or desirable to effectuate the making of one or more loans to the PPMPDA for the sole purpose of undertaking capital improvements to the Pike Place Market and related public facilities and to otherwise ensure that the proceeds of the Bonds are applied to the purposes set forth in a written loan agreement to be executed in connection with each such loan in such form as may be agreed upon by the parties, consistent with this ordinance. This authorization expressly includes the authority to set interest rates and other terms of such loans (which may be different than the interest rates and corresponding terms of the bonds) and to include such additional terms, conditions, or covenants as may be necessary or desirable, in the judgment of the Mayor or Director of Finance, to protect the taxpayers of the City and to provide assistance to support the public purposes of the PPMPDA.

Section 17. **Severability**. The provisions of this ordinance are declared to be separate and severable. If a court of competent jurisdiction, all appeals having been exhausted or all appeal periods having run, finds any provision of this ordinance to be invalid or unenforceable as to any person or circumstance, such offending provision shall, if feasible, be deemed to be modified to be within the limits of enforceability or validity. However, if the offending provision cannot be so modified, it shall be null and void with respect to the particular person or circumstance, and all other provisions of this ordinance in all other respects, and the offending provision with respect to all other persons and all other circumstances, shall remain valid and enforceable.

Section 18. **Ratification of Prior Acts**. Any action taken after passage of this ordinance but prior to its effective date that is consistent with the authority of this ordinance is ratified, approved, and confirmed.

Section 19. **Headings**. Section headings in this ordinance are used for convenience only and shall not constitute a substantive portion of this ordinance.

Section 20. **Effective Date.** This ordinance shall take effect and be in force 30 days after its approval by the Mayor, but if not approved and returned by the Mayor within ten days after presentation, it shall take effect as provided by Seattle Municipal Code Section 1.04.020.

Passed by the City Council the _____ day of _____, 2020, and signed by me in open session in authentication of its passage this _____ day of _____, 2020.

President _____ of the City Council

Approved by me this _____ day of _____, 2020.

Jenny A. Durkan, Mayor

Filed by me this _____ day of _____, 2020.

Monica Martinez Simmons, City Clerk

(Seal)

Attachments:

Exhibit A - Description of 2021 Projects

Exhibit B - Form of Continuing Disclosure Agreement

EXHIBIT A

DESCRIPTION OF 2021 PROJECTS

Description	Approximate Principal Amount
Seattle Municipal Tower Elevator Rehab	\$ 8,500,000
Fire Station 31	11,283,000
Human Capital Management System	7,500,000
Computing Services Architecture	6,429,807
Data and Telephone Infrastructure	11,503,229
Criminal Justice Information System	10,000,000
Alaskan Way Main Corridor (CPT-2.5%)	10,000,000
Overlook Walk and East-West Connections Projects	4,260,000
West Seattle Bridge Immediate Response	100,000,000
Aquarium Expansion	9,000,000
Pike Place Market	6,000,000
Various Transportation Projects	22,000,000
Issuance Costs and Pricing Adjustments	6,194,281
Total	\$ 212,670,317

EXHIBIT B

FORM OF CONTINUING DISCLOSURE AGREEMENT

The City of Seattle, Washington (the “City”) makes the following written undertaking (the “Undertaking”) for the benefit of the Owners of the City’s Limited Tax General Obligation Bonds, [Year][Series] (the “Bonds”), for the sole purpose of assisting the underwriter in meeting the requirements of paragraph (b)(5) of Rule 15c2-12 (the “Rule”), as applicable to a participating underwriter for the Bonds. Capitalized terms used but not defined below shall have the meanings given in Ordinance _____ (the “Bond Ordinance”).

(a) Undertaking to Provide Annual Financial Information and Notice of Listed Events.

The City undertakes to provide or cause to be provided, either directly or through a designated agent, to the Municipal Securities Rulemaking Board (the “MSRB”), in an electronic format as prescribed by the MSRB, accompanied by identifying information as prescribed by the MSRB:

(i) Annual financial information and operating data of the type included in the final official statement for the Bonds and described in subsection (b) of this section (“annual financial information”). The timely filing of unaudited financial statements shall satisfy the requirements and filing deadlines pertaining to the filing of annual financial statements under subsection (b), provided that audited financial statements are to be filed if and when they are otherwise prepared and available to the City.

(ii) Timely notice (not in excess of 10 business days after the occurrence of the event) of the occurrence of any of the following events with respect to the Bonds: (1) principal and interest payment delinquencies; (2) non-payment related defaults, if material; (3) unscheduled draws on debt service reserves reflecting financial difficulties; (4) unscheduled draws on credit enhancements reflecting financial difficulties; (5) substitution of credit or liquidity providers, or their failure to perform; (6) adverse tax opinions, the issuance by the Internal Revenue Service of

1 proposed or final determinations of taxability, Notice of Proposed Issue (IRS Form 5701 – TEB)
2 or other material notices or determinations with respect to the tax status of the Bonds, or other
3 material events affecting the tax status of the Bonds; (7) modifications to rights of holders of the
4 Bonds, if material; (8) Bond calls (other than scheduled mandatory redemptions of Term Bonds),
5 if material, and tender offers; (9) defeasances; (10) release, substitution, or sale of property
6 securing repayment of the Bonds, if material; (11) rating changes; (12) bankruptcy, insolvency,
7 receivership or similar event of the City, as such “Bankruptcy Events” are defined in the Rule;
8 (13) the consummation of a merger, consolidation, or acquisition involving the City or the sale of
9 all or substantially all of the assets of the City other than in the ordinary course of business, the
10 entry into a definitive agreement to undertake such an action or the termination of a definitive
11 agreement relating to any such actions, other than pursuant to its terms, if material; (14)
12 appointment of a successor or additional trustee or the change of name of a trustee, if material;
13 (15) incurrence of a financial obligation of the City, if material, or agreement to covenants, events
14 of default, remedies, priority rights, or other similar terms of a financial obligation of the City, any
15 of which affect holders of the Bonds, if material; and (16) any default, event of acceleration,
16 termination event, modification of terms, or other similar event under the terms of a financial
17 obligation of the City, any of which reflect financial difficulties.

18 For purposes of this Undertaking, the term “financial obligation” shall mean a debt
19 obligation; derivative instrument entered into in connection with, or pledged as security or a source
20 of payment for, an existing or planned debt obligation; or a guarantee of either a debt obligation
21 or a derivative instrument entered into in connection with, or pledged as security or a source of
22 payment for, an existing or planned debt obligation. The term “financial obligation” does not

1 include municipal securities as to which a final official statement has been provided to the MSRB
2 consistent with the Rule.

3 (iii) Timely notice of a failure by the City to provide required annual financial
4 information on or before the date specified in subsection (b) of this section.

5 (b) Type of Annual Financial Information Undertaken to be Provided. The annual
6 financial information that the City undertakes to provide in subsection (a) of this section:

7 (i) Shall consist of (1) annual financial statements of the City prepared in
8 accordance with applicable generally accepted accounting principles applicable to governmental
9 units (except as otherwise noted therein), as such principles may be changed from time to time and
10 as permitted by applicable state law; (2) a statement of outstanding general obligation debt of the
11 City; (3) the assessed value of the property within the City subject to ad valorem taxation; and
12 (4) ad valorem tax levy rates and amounts and percentages of taxes collected;

13 (ii) Shall be provided not later than the last day of the ninth month after the end
14 of each fiscal year of the City (currently, a fiscal year ending December 31), as such fiscal year
15 may be changed as required or permitted by state law, commencing with the City's fiscal year
16 ending December 31, 20__; and

17 (iii) May be provided in a single document or multiple documents, and may be
18 incorporated by specific reference to documents available to the public on the Internet website of
19 the MSRB or filed with the Securities and Exchange Commission.

20 (c) Amendment of Undertaking. This Undertaking is subject to amendment after the
21 primary offering of the Bonds without the consent of any Owner or holder of any Bond, or of any
22 broker, dealer, municipal securities dealer, participating underwriter, rating agency or the MSRB,
23 under the circumstances and in the manner permitted by the Rule, including:

1 (i) The amendment may only be made in connection with a change in
2 circumstances that arises from a change in legal requirements, change in law, or change in the
3 identity, nature, or status of the City, or type of business conducted by the City;

4 (ii) The Undertaking, as amended, would have complied with the requirements
5 of the Rule at the time of the primary offering, after taking into account any amendments or
6 interpretations of the Rule, as well as any change in circumstances; and

7 (iii) The amendment does not materially impair the interests of holders, as
8 determined either by parties unaffiliated with the City (e.g., bond counsel or other counsel familiar
9 with federal securities laws), or by an approving vote of bondholders pursuant to the terms of the
10 Bond Ordinance at the time of the amendment.

11 The City will give notice to the MSRB of the substance (or provide a copy) of any
12 amendment to this Undertaking and a brief statement of the reasons for the amendment. If the
13 amendment changes the type of annual financial information to be provided, the annual financial
14 information containing the amended financial information will include a narrative explanation of
15 the effect of that change on the type of information to be provided.

16 (d) Beneficiaries. This Undertaking shall inure to the benefit of the City and any
17 Owner of Bonds, and shall not inure to the benefit of or create any rights in any other person.

18 (e) Termination of Undertaking. The City's obligations under this Undertaking shall
19 terminate upon the legal defeasance, prior redemption, or payment in full of all of the Bonds. In
20 addition, the City's obligations under this Undertaking shall terminate if those provisions of the
21 Rule that require the City to comply with this Undertaking become legally inapplicable in respect
22 of the Bonds for any reason, as confirmed by an opinion of nationally recognized bond counsel or

1 other counsel familiar with federal securities laws delivered to the City, and the City provides
2 timely notice of such termination to the MSRB.

3 (f) Remedy for Failure to Comply with Undertaking. As soon as practicable after the
4 City learns of any material failure to comply with this Undertaking, the City will proceed with due
5 diligence to cause such noncompliance to be corrected. No failure by the City or other obligated
6 person to comply with this Undertaking shall constitute a default in respect of the Bonds. The sole
7 remedy of any Owner of a Bond shall be to take such actions as that Owner deems necessary,
8 including seeking an order of specific performance from an appropriate court, to compel the City
9 or other obligated person to comply with this Undertaking.

10 (g) Designation of Official Responsible to Administer Undertaking. The Director of
11 Finance of the City (or such other officer of the City who may in the future perform the duties of
12 that office) or his or her designee is the person designated, in accordance with the Bond Ordinance,
13 to carry out this Undertaking of the City in respect of the Bonds set forth in this section and in
14 accordance with the Rule, including, without limitation, the following actions:

15 (i) Preparing and filing the annual financial information undertaken to be
16 provided;

17 (ii) Determining whether any event specified in subsection (a)(ii) has occurred,
18 assessing its materiality, where necessary, with respect to the Bonds, and preparing and
19 disseminating any required notice of its occurrence;

20 (iii) Determining whether any person other than the City is an “obligated
21 person” within the meaning of the Rule with respect to the Bonds, and obtaining from such person
22 an undertaking to provide any annual financial information and notice of listed events for that
23 person in accordance with the Rule;

1 (iv) Selecting, engaging and compensating designated agents and consultants,
2 including but not limited to financial advisors and legal counsel, to assist and advise the City in
3 carrying out this Undertaking; and

4 (v) Effecting any necessary amendment of the Undertaking.

SUMMARY and FISCAL NOTE*

Department:	Dept. Contact/Phone:	CBO Contact/Phone:
FAS	Michael Van Dyck 206-619-0393	Caleb Wagenaar 206-733-9228

1. BILL SUMMARY

Legislation Title: AN ORDINANCE relating to contracting indebtedness; authorizing and providing for the issuance and sale of limited tax general obligation bonds to pay all or part of the costs of various elements of the City’s capital improvement program and for other City purposes approved by ordinance, to provide one or more loans to the Pike Place Market Preservation and Development Authority for the financing of certain improvements, and to pay the costs of issuance of the bonds; providing parameters for the bond sale terms including conditions, covenants, and other sale terms; creating the 2021 Multipurpose LTGO Bond Fund (Taxable); and ratifying and confirming certain prior acts.

Summary and background of the Legislation:

This legislation provides the legal authorization to issue up to \$212.7 million of Limited Tax General Obligation Bonds, as assumed in the 2021 Proposed Budget and the Proposed 2021-2026 Capital Improvement Program (CIP) and includes \$6 million of financing to assist the Pike Place Market in addressing revenue shortfalls resulting from the COVID-19 crisis. This loan will not be dispersed until bonds are issued and the City and Market finalize a lending agreement.

Although the Budget and CIP make specific assumptions about the use of debt financing for a certain share of the CIP, separate authorization for the issuance of bonds is technically required.

This bond sale is anticipated to occur in early 2021. The bond proceeds will support a share of the City’s general government capital program for about 12 months.

The bond sizing is based on the proposed budget and current cash-flow projections. The bond proceeds will also be used to pay issuance costs.

The City’s Capital Improvement Program (CIP) identifies debt financing for certain projects and the City’s budget appropriates the associated debt service. The following table provides details of this bond issue.

2021 Multipurpose LTGO Bond Issue (\$1000's)

Description	Approximate Project Fund Deposit	Approx. Par Amount (1)	Max. Term	Approx. Rate	Debt Service		Debt Service Funding Source
					Proposed 2021	Estimated 2022	
Seattle Municipal Tower Elevator Rehab	8,500	8,755	10	2.8%	181	1,013	FAS Rates- Space
Fire station 31	11,283	11,621	20	3.8%	327	836	REET I
Human Capital Management System	7,500	7,725	8	2.8%	159	1,089	FAS
Computing Services Architecture	6,430	6,623	8	2.8%	137	934	IT Rates
Data and Telephone Infrastructure	11,503	11,848	8	2.8%	244	1,670	IT Rates
Criminal Justice Information System Proj	10,000	10,300	8	2.8%	212	1,452	General Fund
Alaskan Way Main Corridor (CPT-2.5%)	10,000	10,300	20	3.8%	290	741	CPT 2.5% (2)
Overlook Walk and East-West Connectic	4,260	4,388	20	4.3%	140	330	CPT 2.5% (2)
West Seattle Bridge Immediate Respons	100,000	103,000	20	4.3%	3,283	7,748	REET I
Aquarium Expansion	9,000	9,270	20	4.3%	295	697	REET I
Pike Place Market	6,000	6,180	10	3.3%	151	734	BIRF
Various Transportation Projects	22,000	22,660	4	1.0%	170	7,877	Move Seattle Levy
Total 2019 Bonds	206,476	212,670			5,589	25,121	

(1) Includes 3% for costs of issuance and pricing adjustments.
(2) Receipts from additional 2.5% commercial parking taxes.

4. OTHER IMPLICATIONS

- a. **Does this legislation affect any departments besides the originating department?**
FAS and various operating departments with projects being financed by this bond issue.
- b. **Is a public hearing required for this legislation?**
No.
- c. **Does this legislation require landlords or sellers of real property to provide information regarding the property to a buyer or tenant?**
No.
- d. **Is publication of notice with *The Daily Journal of Commerce* and/or *The Seattle Times* required for this legislation?**
No.
- e. **Does this legislation affect a piece of property?**
No.
- f. **Please describe any perceived implication for the principles of the Race and Social Justice Initiative. Does this legislation impact vulnerable or historically disadvantaged communities? What is the Language Access plan for any communications to the public?**
N/A
- g. **If this legislation includes a new initiative or a major programmatic expansion: What are the specific long-term and measurable goal(s) of the program? How will this legislation help achieve the program's desired goal(s).**

N/A

List attachments/exhibits below:



Legislation Text

File #: CB 119920, **Version:** 1

CITY OF SEATTLE

ORDINANCE _____

COUNCIL BILL _____

AN ORDINANCE relating to the electric system of The City of Seattle; providing for the defeasance of the claim or lien of certain of the City's outstanding electric system revenue bonds and payment of the administrative costs of such defeasance; providing for and authorizing the purchase of certain obligations and for the use and application of the money derived from those investments; authorizing the execution of a defeasance trust agreement to establish a defeasance escrow; authorizing the call for redemption prior to their maturity of those outstanding bonds that are to be defeased; and ratifying and confirming certain prior acts.

WHEREAS, The City of Seattle (the "City") owns, maintains, and operates a municipal light and electric power generation, transmission, and distribution system (the "Light System"), which Light System has from time to time required various additions, improvements, betterments, and extensions; and

WHEREAS, the City has previously authorized and issued, and may from time to time in the future authorize and issue, electric system revenue bonds having a charge and lien on the Net Revenue of the Light System prior and superior to any other charges whatsoever ("Parity Bonds"), which are designated as defeasible under this ordinance (the "Defeasible Bonds"); and

WHEREAS, it is advantageous to the City and its ratepayers to provide for the application of available Net Revenue or other available funds (other than proceeds of Tax-Advantaged Bonds) to defease outstanding Defeasible Bonds whenever the Director of Finance determines that such defeasance will achieve a long-term cost savings or other benefit to the City or its ratepayers, all as permitted under chapter 39.53 RCW; and

WHEREAS, the City has determined that it is in the best interest of the City and its ratepayers to authorize, subject to the provisions of this ordinance, the Director of Finance to carry out the defeasance and

redemption of all or any portion of the Defeasible Bonds and to pay the administrative costs of carrying out the defeasance of those Defeasible Bonds; and

WHEREAS, pursuant to the authority delegated in this ordinance, the Director of Finance from time to time will receive, review and adopt a plan (a “Defeasance Plan”) to defease selected maturities (or partial maturities) of certain series of those Defeasible Bonds, which selected series and maturities (or partial maturities) will be identified in the Defeasance Plan, and to carry out the defeasance and redemption of any Defeasible Bonds as the Director of Finance may deem in the best interests of the City and its ratepayers; NOW, THEREFORE,

BE IT ORDAINED BY THE CITY OF SEATTLE AS FOLLOWS:

Section 1. **Definitions.** As used in this ordinance, the following capitalized terms shall have the meanings set forth below:

“Acquired Obligations” means Government Obligations maturing or having guaranteed redemption prices at the option of the holder at such time or times as may be required to provide funds sufficient to carry out the Defeasance Plan, and satisfying the requirements of the Defeased Bond Documents relating to the Defeased Bonds included in that Defeasance Plan. For purposes of this definition, eligible “Government Obligations” for inclusion in a Defeasance Plan shall be determined in accordance with the applicable Defeased Bond Documents.

“Bond Counsel” means a lawyer or a firm of lawyers, selected by the City, of nationally recognized standing in matters pertaining to bonds issued by states and their political subdivisions.

“City” means The City of Seattle, Washington, a municipal corporation duly organized and existing under the laws of the State.

“City Council” means the City Council of the City, as duly and regularly constituted from time to time.

“Code” means the Internal Revenue Code of 1986, or any successor thereto, as it has been and may be amended from time to time, and regulations thereunder.

“Defeasance Plan” means the plan approved by the Director of Finance pursuant to the delegation set forth herein to accomplish the defeasance and redemption of the identified Defeasible Bonds. Each Defeasance Plan must identify the maturities (or partial maturities) and series of Defeasible Bonds to be defeased and redeemed thereby, and must provide for their defeasance and/or redemption, substantially as follows, with such additional detail and adjustments to be set forth in the Defeasance Trust Agreement as the Director of Finance may deem necessary or desirable:

(a) The City shall deposit available Net Revenue of the Light System, and such other money (other than proceeds of Tax-Advantaged Bonds) as may be included in the plan by the Director of Finance, into a defeasance escrow or trust account held by the Defeasance Trustee;

(b) Upon receipt of a certification or verification by a certified public accounting firm or financial advisor that the amounts deposited with it will be sufficient to accomplish the defeasance and redemption as described in such Defeasance Trust Agreement, the Defeasance Trustee shall invest such escrow deposits in the Acquired Obligations specified therein (unless directed in the Defeasance Trust Agreement to hold such deposits uninvested) and shall establish a beginning cash balance; and

(c) As further directed in the Defeasance Trust Agreement, the Defeasance Trustee shall apply the amounts received as interest on and maturing principal of such Acquired Obligations (together with any cash balance in the defeasance trust account) to call, pay, and redeem those Defeasible Bonds on the dates and times identified in the plan, and (if so directed) to pay the administrative costs of carrying out the foregoing.

If the Director of Finance serves as the Defeasance Trustee, the Director of Finance shall approve a written Defeasance Plan (which need not be set forth in a Defeasance Trust Agreement) providing that the escrow funds are to be held separate and apart from all other funds of the City and are to be applied substantially as set forth above.

“Defeasance Trust Agreement” means an escrow or trust agreement between the City and a Defeasance Trustee as described in Section 3(d) of this ordinance.

“Defeasance Trustee” means the Director of Finance, or a financial institution selected by the Director of Finance, serving in the capacity of Defeasance Trustee or escrow agent under a Defeasance Trust Agreement.

“Defeased Bond Documents” means (a) the ordinance(s) authorizing the issuance of the Defeased Bonds; (b) the authenticated bond form; and (c) the written agreement(s) setting forth the terms, conditions, or covenants pursuant to which such bond was issued and sold, as set forth in any one or more of the following (if any): (i) a sale resolution, (ii) a bond purchase contract (as defined in the applicable authorizing ordinance), (iii) a bond indenture or a fiscal agent or paying agent agreement (other than the State fiscal agency contract), and (iv) a direct purchase or continuing covenant agreement.

“Defeased Bonds” means those Defeasible Bonds identified in a Defeasance Plan in accordance with this ordinance.

“Defeasible Bonds” means each series of Parity Bonds that have been designated, or may in the future be designated, as defeasible under this ordinance, including: (a) each series of Outstanding Parity Bonds listed in Exhibit A; and (b) each series of Future Parity Bonds designated by the City as Defeasible Bonds.

“Director of Finance” means the Director of the Finance Division of the Department of Finance and Administrative Services of the City, or any other officer who succeeds to substantially all of the responsibilities of that office.

“Government Obligations” means, unless otherwise defined in the Defeased Bond Documents, any government obligation as that term is defined in RCW 39.53.010, as now in effect or as may be hereafter amended.

“Gross Revenues” means (a) all income, revenues, receipts and profits derived by the City through the ownership and operation of the Light System; (b) the proceeds received by the City directly or indirectly from the sale, lease or other disposition of any of the properties, rights or facilities of the Light System; (c) Payment Agreement Receipts, to the extent that such receipts are not offset by Payment Agreement Payments; and (d) the investment income earned on money held in any fund or account of the City, including any bond

redemption funds and the accounts therein, in connection with the ownership and operation of the Light System. Gross Revenues do not include: (i) insurance proceeds compensating the City for the loss of a capital asset; (ii) income derived from investments irrevocably pledged to the payment of any defeased bonds payable from Gross Revenues; (iii) investment income earned on money in any fund or account created or maintained solely for the purpose of complying with the arbitrage rebate provisions of the Code; (iv) any gifts, grants, donations or other funds received by the City from any State or federal agency or other person if such gifts, grants, donations or other funds are the subject of any limitation or reservation imposed by the donor or grantor or imposed by law or administrative regulation to which the donor or grantor is subject, limiting the application of such funds in a manner inconsistent with the application of Gross Revenues hereunder; (v) the proceeds of any borrowing for capital improvements (or the refinancing thereof); and (vi) the proceeds of any liability or other insurance (excluding business interruption insurance or other insurance of like nature insuring against the loss of revenues).

“Net Revenue” means, for any period, Gross Revenue less Operating and Maintenance Expense.

“Omnibus Defeasance Ordinance” means this ordinance (as it may be amended from time to time) or any other ordinance of the City passed in the future, authorizing the defeasance and redemption of Defeasible Bonds.

“Operating and Maintenance Expense” means all reasonable charges incurred by the City in causing the Light System to be operated and maintained in good repair, working order and condition, including but not limited to all operating expenses under applicable generally accepted accounting principles included in the annual audited financial statements of the Light System, except those excluded in this definition. Operating and Maintenance Expense does not include: (a) extraordinary, nonrecurring expenses of the Light System or any judgments or amounts to be paid in settlement of claims against the Light System, (b) non-cash expenses relating to a mark-to-market treatment of energy-related contracts, (c) any costs or expenses (including interest expense) for new construction, replacements, or renewals of Light System property, (d) Deferred Hydroelectric

Project Relicensing Costs, the High Ross Capital Payments, or other similar payments under any agreement for the development or licensing of a capital improvement or asset, under which agreement the City agrees to make periodic payments in respect of its share of the capital expense, (e) any allowance for depreciation, amortization, or similar recognitions of non-cash expense items made for accounting purposes only (including non-cash pension expense), (f) any taxes levied by or paid to the City (or payments in lieu of taxes) upon the properties or earnings of the Light System, or (g) any obligation authorized pursuant to ordinance or resolution specifically excluding the payment of such obligation from Operating and Maintenance Expense.

“Outstanding Parity Bonds” means those outstanding Parity Bonds identified in Exhibit A. When used in reference to a particular date or series of Parity Bonds, Outstanding Parity Bonds shall mean those Parity Bonds (including any Parity Bonds issued subsequent to the date of this ordinance) that are outstanding as of that date or as of the issue date of such series.

“Parity Bond Fund” means the special fund of the City known as the Seattle Municipal Light Revenue Parity Bond Fund established within the Light Fund pursuant to Ordinance 92938 for the purpose of paying and securing the payment of principal of and interest on Parity Bonds (including Parity Payment Agreement Payments) and, *from and after the Parity Covenant Date, payments under Parity Reimbursement Obligations.*

“Parity Bonds” means electric system revenue obligations payable solely from the Parity Bond Fund having a charge and lien on the Net Revenue of the Light System prior and superior to any other charges whatsoever.

“Light Fund” means the special fund of the City of that name heretofore created and established by the City Council.

“Light System” means the municipal light and power generation, transmission, and distribution system now belonging to or which may hereafter belong to the City.

“Tax-Advantaged Bond” means any bond or other financial obligation issued by the City, (a) the interest on which is intended on its issue date to be excludable from gross income for federal income tax

purposes, or (b) that is designated by the City as a tax credit bond pursuant to the Code, and which is further designated as a “qualified bond” under Section 6431 (or substantively similar provision of the Code), and with respect to which the City is eligible to claim a tax credit subsidy payment in respect of interest on the obligation.

Section 2. **Finding With Respect to Defeasance.** The City Council hereby finds that the irrevocable deposit of money and securities with a Defeasance Trustee, verified or certified as to sufficiency in accordance with a Defeasance Plan approved pursuant to this ordinance, will discharge and satisfy the obligations of the City as to the Defeased Bonds identified therein, including all pledges, charges, trusts, covenants, and agreements under the applicable Defeased Bond Documents. Immediately upon such deposit, the Defeased Bonds identified in such Defeasance Plan shall be defeased and shall no longer be deemed to be outstanding under the applicable Defeased Bond Documents.

The City Council finds and determines that it is in the best interest of the City and its taxpayers that the City carry out a Defeasance Plan approved by the Director of Finance as provided for in this ordinance and hereby ratifies and approves any such Defeasance Plan.

Section 3. **Defeasance of the Defeased Bonds.**

(a) **Approval of Defeasance Plan; Appointment of Defeasance Trustee.** The Director of Finance is authorized and directed to select a Defeasance Trustee and to negotiate, execute, and deliver a Defeasance Trust Agreement setting forth a Defeasance Plan for each series of Defeasible Bonds (or portion thereof) to be defeased and redeemed pursuant to this ordinance, in accordance with subsection (d) of this section. Multiple Defeasance Plans may be combined in a single Defeasance Trust Agreement. The Defeasance Plan shall be carried out, and the money on deposit in the defeasance escrow shall be applied, in accordance with this ordinance, the respective Defeased Bond Documents, the Defeasance Trust Agreement, and the laws of the State.

(b) **Acquisition of Acquired Obligations.** To the extent practicable and desirable, the Defeasance

Plan shall provide for the Defeasance Trustee's purchase of Acquired Obligations, bearing such interest and maturing as to principal and interest in such amounts and at such times so as to provide, together with a beginning cash balance, if necessary, for the timely payment of the amounts required to be paid by the Defeasance Plan. The Acquired Obligations shall be listed and more particularly described in a schedule attached to the Defeasance Trust Agreement, but are subject to substitution as set forth in subsection (c) below.

(c) **Substitution of Acquired Obligations.** The City reserves the right at any time to substitute cash or other Government Obligations (as defined in the applicable Defeased Bond Documents) for the Acquired Obligations if the City obtains a verification by a nationally recognized independent certified public accounting firm reasonably acceptable to the Defeasance Trustee confirming that the payments of principal of and interest on the substitute obligations, if paid when due, together with the cash to be held by the Defeasance Trustee, will be sufficient to carry out the Defeasance Plan. If the applicable Series of Defeased Bonds were issued as Tax-Advantaged Bonds, then prior to such substitution, the City must also obtain an opinion from Bond Counsel to the effect that the disposition and substitution or purchase of such securities will not cause adverse federal tax consequences as to any such Defeased Bonds that were issued as Tax-Advantaged Bonds (except to the extent that the City has opted to forego any available tax credit subsidy payment in connection with the original defeasance) and that such disposition and substitution or purchase is in compliance with the applicable statutes and regulations. Any surplus money resulting from the sale, transfer, other disposition or redemption of the Acquired Obligations and the substitutions therefor shall be released from the trust estate and may be used for any lawful City purpose.

(d) **Defeasance Trust Agreement.** The Director of Finance is authorized to execute one or more Defeasance Trust Agreements with one or more Defeasance Trustees, setting forth the duties, obligations, and responsibilities of the Defeasance Trustee in connection with carrying out the applicable Defeasance Plan. Each Defeasance Trust Agreement and Defeasance Plan must, among other things: (1) identify the Defeasible Bonds to be defeased and redeemed thereby; (2) contain the elements set forth in the definition of Defeasance Plan set

forth in this ordinance, including authorizing and directing the Defeasance Trustee to use the money deposited with it to purchase the Acquired Obligations (or substitute obligations) and to apply such money along with the maturing principal of and interest on such obligations to make the payments required to be made by the Defeasance Plan; and (3) provide for the giving of notices of defeasance and redemption, as required under the Defeased Bond Documents. The Defeasance Trust Agreement may additionally provide for the payment of the costs of administering the Defeasance Plan (including without limitation, all necessary and proper fees, compensation, and expenses of the Defeasance Trustee and all other costs incidental to the setting up of the escrow to accomplish the Defeasance Plan), and for such other related matters as the Director of Finance may deem necessary or expedient.

Section 4. **Redemption of the Defeased Bonds**. The Director of Finance is authorized on behalf of the City to take such actions as may be necessary or convenient to call the Defeased Bonds for redemption. Such call for redemption of the Defeased Bonds shall identify the Defeased Bonds, redemption dates and redemption prices (expressed as a percentage of the stated principal amount) and shall be irrevocable after the effective date of the Defeasance Trust Agreement. The dates on which the Defeased Bonds are to be called for redemption shall be, in the judgment of the Director of Finance, the earliest practical dates on which those Defeased Bonds may be called for redemption following the effective date of the Defeasance Trust Agreement. The proper City officials are authorized and directed to give or cause to be given such notices as required, at the times and in the manner required pursuant to the Defeased Bond Documents, in order to carry out the Defeasance Plan.

Section 5. **Outstanding Parity Bonds Declared Defeasible**. All outstanding Parity Bonds that have previously been, or may in the future be, designated as “Refundable Bonds” under Ordinance 125460, passed by the City Council on November 20, 2017 and signed by the Mayor on November 22, 2017, as amended by Ordinance 125987, passed by the City Council on November 25, 2019 (as amended, the “Omnibus Refunding Ordinance”), as it may be further amended from time to time, are declared to be Defeasible Bonds

under this ordinance.

Section 6. **General Authorization.** In addition to the specific authorizations in this ordinance, the Mayor and the Director of Finance and each of the other appropriate officers of the City is each authorized and directed to do everything as in their judgment may be necessary, appropriate, or desirable in order to carry out the terms and provisions of, and complete the transactions contemplated by, this ordinance.

Section 7. **Severability.** The provisions of this ordinance are declared to be separate and severable. If a court of competent jurisdiction, all appeals having been exhausted or all appeal periods having run, finds any provision of this ordinance to be invalid or unenforceable as to any person or circumstance, such offending provision shall, if feasible, be deemed to be modified to be within the limits of enforceability or validity. However, if the offending provision cannot be so modified, it shall be null and void with respect to the particular person or circumstance, and all other provisions of this ordinance in all other respects, and the offending provision with respect to all other persons and all other circumstances, shall remain valid and enforceable.

Section 8. **Ratification of Prior Acts.** Any action taken consistent with the authority of this ordinance, after its passage but prior to the effective date, is ratified, approved, and confirmed.

Section 9. **Section Headings.** Section headings in this ordinance are used for convenience only and shall not constitute a substantive portion of this ordinance.

Section 10. **Effective Date.** This ordinance shall take effect and be in force 30 days after its approval by the Mayor, but if not approved and returned by the Mayor within ten days after presentation, it shall take effect as provided by Seattle Municipal Code Section 1.04.020.

Passed by the City Council the _____ day of _____, 2020, and signed by
me in open session in authentication of its passage this _____ day of _____, 2020.

President _____ of the City Council

Approved by me this _____ day of _____, 2020.

Jenny A. Durkan, Mayor

Filed by me this _____ day of _____, 2020.

Monica Martinez Simmons, City Clerk

(Seal)

Exhibits:

Exhibit A - List of Outstanding Parity Bonds

EXHIBIT A

OUTSTANDING PARITY BONDS

Issue Name	Dated Date	Original Par Amount	Bond Legislation		
			New Money Ord.	Refunding Ord.	Bond Sale Res.
Municipal Light and Power Revenue Bonds, 2010A (Taxable Build America Bonds – Direct Payment)	5/26/2010	\$181,625,000	Ord. 123169	- -	Res. 31213
Municipal Light and Power Revenue Bonds, 2010C (Taxable Recovery Zone Economic Development Bonds – Direct Payment)	5/26/2010	\$13,275,000	Ord. 123169	- -	Res. 31213
Municipal Light and Power Improvement and Refunding Revenue Bonds, 2011A	2/8/2011	\$296,315,000	Ord. 123483	Ord. 121941 (as amended by Ord. 122838)	Res. 31263
Municipal Light and Power Improvement Revenue Bonds, 2011B (Taxable New Clean Renewable Energy Bonds – Direct Payment)	2/8/2011	\$10,000,000	Ord. 123483	Ord. 121941 (as amended by Ord. 122838)	Res. 31263
Municipal Light and Power Improvement and Refunding Revenue Bonds, 2012A	7/17/2012	\$293,280,000	Ord. 123752	Ord. 121941 (as amended by Ord. 122838)	Res. 31390
Municipal Light and Power Improvement Revenue Bonds, 2012C (Taxable New Clean Renewable Energy Bonds – Direct Payment)	7/17/2012	\$43,000,000	Ord. 123752	- -	Res. 31390
Municipal Light and Power Improvement and Refunding Revenue Bonds, 2013	7/9/2013	\$190,755,000	Ord. 124045	Ord. 121941 (as amended by Ord. 122838)	Res. 31456
Municipal Light and Power Improvement and Refunding Revenue Bonds, 2014	11/05/2014	\$265,210,000	Ord. 124336	Ord. 124335 (amending and restating Ord. 121941)	Res. 31552
Municipal Light and Power Revenue Bonds, 2015A	7/9/2015	\$171,850,000	Ord. 124633	- -	Res. 31592

Issue Name	Dated Date	Original Par Amount	Bond Legislation		
			New Money Ord.	Refunding Ord.	Bond Sale Res.
Municipal Light and Power Revenue Bonds, 2016A (Taxable New Clean Renewable Energy Bonds – Direct Payment)	01/28/2016	\$31,870,000	Ord. 124916	--	Res. 31646
Municipal Light and Power Refunding Revenue Bonds, 2016B	01/28/2016	\$116,875,000	Ord. 124916	Ord. 124335 (amending and restating Ord. 121941) as amended by Ord. 124916	Res. 31646
Municipal Light and Power Improvement and Refunding Revenue Bonds, 2016C	09/28/2016	\$160,815,000	Ord. 124916	Ord. 124335 (amending and restating Ord. 121941) as amended by Ord. 124916	Res. 31707
Municipal Light and Power Improvement and Refunding Revenue Bonds, 2017C	09/28/2017	\$385,530,000	Ord. 125298	Ord. 124335 (amending and restating Ord. 121941) as amended by Ord. 124916	Res. 31771
Municipal Light and Power Improvement Revenue Bonds, 2018, Series A	07/19/2018	\$263,755,000	Ord. 125459	--	--
Municipal Light and Power Refunding Revenue Bonds, 2018B-1 (SIFMA Index), 2018B-2 (SIFMA Index), 2018C-1 (SIFMA Index) and 2018C-2 (SIFMA Index)	09/04/2018	\$198,760,000	--	Ord. 125460	--
Municipal Light and Power Improvement Revenue Bonds, 2019, Series A	10/15/2019	\$210,540,000	125711	--	--
Municipal Light and Power Refunding Revenue Bonds, 2019, Series B	11/05/2019	\$140,275,000	--	125460	--
Municipal Light and Power Improvement Revenue Bonds, 2020, Series A	8/5/2020	\$198,305,000	125987	--	--

SUMMARY and FISCAL NOTE*

Department:	Dept. Contact/Phone:	CBO Contact/Phone:
FAS	Michael Van Dyck 206-619-0393	Caleb Wagenaar (206) 733-9228

1. BILL SUMMARY

Legislation Title: AN ORDINANCE relating to the electric system of The City of Seattle; providing for the defeasance of the claim or lien of certain of the City’s outstanding electric system revenue bonds and payment of the administrative costs of such defeasance; providing for and authorizing the purchase of certain obligations and for the use and application of the money derived from those investments; authorizing the execution of a defeasance trust agreement to establish a defeasance escrow; authorizing the call for redemption prior to their maturity of those outstanding bonds that are to be defeased; and ratifying and confirming certain prior acts.

Summary and background of the Legislation: As part of its duty to manage debt for the City and its utilities, FAS actively monitors opportunities to reduce the interest rates on outstanding debt. One strategy for doing so involves using cash to pre-fund an escrow (a “defeasance escrow”) established to repay the debt on the scheduled payment dates. This legislation authorizes the deposit, from time to time, of Light System revenues in a defeasance escrow held by a bank for the purpose of paying debt service on, and eventually redeeming at maturity, high-interest rate outstanding bonds. The intent is to save the City and its ratepayers money by reducing its debt service costs.

In the past, issuers of municipal bonds were allowed to refund (refinance) their high interest rate outstanding tax-exempt bonds prior to their call dates (“advance refunding”) by depositing the proceeds of new lower-interest rate tax-exempt bonds into a defeasance escrow for the redemption of those bonds. This enabled cities to trade high interest rate debt for lower interest rate debt, thereby reducing their interest costs. However, the 2017 Tax Cuts and Jobs Act eliminated the ability to do this on a tax-exempt basis, thereby reducing the savings available to the local government.

An alternative strategy (“Debt Optimization”) for capturing the maximum amount of savings for the local government is to use available cash, rather than proceeds of tax-exempt bonds, to fund the defeasance escrow. This may also require reallocating proceeds of new tax-exempt bonds to pay for the capital purposes that would otherwise have been paid with cash. Using a Debt Optimization strategy, FAS can manage the aggregate debt portfolio so that the new debt does not increase the overall debt burden and does not extend the term of outstanding debt. Debt Optimization has the net result of replacing higher interest rate debt with lower interest rate debt, which, of course, reduces overall interest costs for the issuer (and its rate payers).

2. IMPLICATIONS

- a. **Does this legislation affect any departments besides the originating department?**
This legislation lowers debt service costs for City Light and is administered by FAS.
- b. **Is a public hearing required for this legislation?**
No.
- c. **Does this legislation require landlords or sellers of real property to provide information regarding the property to a buyer or tenant?**
No.
- d. **Is publication of notice with *The Daily Journal of Commerce* and/or *The Seattle Times* required for this legislation?**
No.
- e. **Does this legislation affect a piece of property?**
No.
- f. **Please describe any perceived implication for the principles of the Race and Social Justice Initiative. Does this legislation impact vulnerable or historically disadvantaged communities? What is the Language Access plan for any communications to the public?**
N/A
- g. **If this legislation includes a new initiative or a major programmatic expansion: What are the specific long-term and measurable goal(s) of the program? How will this legislation help achieve the program's desired goal(s).**
N/A

List attachments/exhibits below:



Legislation Text

File #: CB 119921, **Version:** 1

CITY OF SEATTLE

ORDINANCE _____

COUNCIL BILL _____

AN ORDINANCE relating to the electric system of The City of Seattle; adopting a system or plan of additions and betterments to and extensions of the existing municipal light and electric power generation, transmission, and distribution system of the City; authorizing the issuance and sale of municipal light and power revenue bonds for the purposes of providing funds to pay part of the cost of carrying out that system or plan, providing for the reserve fund requirement (if any), and paying the costs of issuance of the bonds; providing parameters for the bond sale terms including conditions, covenants, and other sale terms; describing the lien of the bonds and authorizing their issuance as either senior lien parity bonds or junior lien bonds; and ratifying and confirming certain prior acts.

WHEREAS, The City of Seattle (the “City”) owns, operates, and maintains a municipal light and electric power generation, transmission, and distribution system (the “Light System”) which Light System has from time to time required various additions, improvements, betterments, and extensions; and

WHEREAS, the City needs to acquire and construct certain additions, improvements, and betterments to and extensions of the Light System (the “Plan of Additions”) as described in this ordinance, and needs to borrow funds to pay a portion of the costs of carrying out such Plan of Additions; and

WHEREAS, the City currently has outstanding certain municipal light and power revenue bonds (as identified in Exhibit A, the “Outstanding Parity Bonds”) having a charge and lien upon Gross Revenues of the Light System available after payment of Operating and Maintenance Expense (“Net Revenue”) prior and superior to all other charges whatsoever; and

WHEREAS, pursuant to the Outstanding Parity Bond ordinances, the City reserved the right to issue additional municipal light and power revenue bonds (“Future Parity Bonds”) having a lien and charge on Net Revenue of the Light System on parity with the lien and charge of the Outstanding Parity Bonds, upon

satisfaction of certain conditions (the “Parity Conditions”); and

WHEREAS, pursuant to the Outstanding Parity Bond Ordinances, the City also reserved the right to issue additional municipal light and power revenue bonds or other obligations having a lien and charge on Net Revenue of the Light System that is junior and subordinate to the lien and charge of the Outstanding Parity Bonds (the “Junior Lien Bonds”); and

WHEREAS, after due consideration, the City has determined that it is in the best interest of the City and its ratepayers to authorize, subject to the provisions of this ordinance, the issuance and sale of municipal light and power revenue bonds as either Parity Bonds or Junior Lien Bonds to pay part of the cost of the Plan of Additions, to provide for the reserve fund requirement (if any), and to pay the costs of issuance of those bonds; NOW, THEREFORE,

BE IT ORDAINED BY THE CITY OF SEATTLE AS FOLLOWS:

Section 1. **Definitions.** As used in this ordinance, the following capitalized terms shall have the meanings set forth below.

“**Accreted Value**” means with respect to any Capital Appreciation Bond (a) as of any Valuation Date, the amount determined for such Valuation Date in accordance with the applicable Bond Documents, and (b) as of any date other than a Valuation Date, the sum of (i) the Accreted Value on the preceding Valuation Date and (ii) the product of (A) a fraction, the numerator of which is the number of days having elapsed from the preceding Valuation Date and the denominator of which is the number of days from such preceding Valuation Date to the next succeeding Valuation Date, calculated based on the assumption that Accreted Value accrues during any semiannual period in equal daily amounts on the basis of a year of twelve 30-day months, and (B) the difference between the Accreted Values for such Valuation Dates.

“**Adjusted Net Revenue**” means Net Revenue, less any deposits into the Rate Stabilization Account and plus any withdrawals from the Rate Stabilization Account. In calculating Net Revenue, the City may include the Tax Credit Subsidy Payments the City expects to receive from the federal government in respect to

the interest on any Tax Credit Subsidy Bonds (or with respect to which the federal government will provide direct payments). In a Parity Certificate, Adjusted Net Revenue is subject to further adjustment as set forth in Section 18(a)(ii). In a Junior Lien Coverage Certificate, Adjusted Net Revenue is subject to further adjustment as set forth in Section 18(b)(ii).

“Alternate Reserve Security” means Qualified Insurance or a Qualified Letter of Credit that is used by the City to satisfy part or all of the Reserve Fund Requirement, and that is not cancelable on less than five years’ notice.

“Annual Debt Service” means, with respect to either Parity Bonds (or a series of Parity Bonds) (**“Annual Parity Bond Debt Service”**) or Junior Lien Bonds (or a series of Junior Lien Bonds) (**“Annual Junior Lien Debt Service”**), as applicable, the sum of the amounts required in a calendar year to pay the interest due in such calendar year (excluding interest to be paid from the proceeds of the sale of bonds), the principal of Serial Bonds maturing in such calendar year, and the Sinking Fund Requirements for any Term Bonds due in such calendar year. Additionally, for purposes of this definition:

(a) **Calculation of Interest Due - Generally.** Except as otherwise provided below, interest shall be calculated based on the actual amount of accrued, accreted, or otherwise accumulated interest that is payable in respect of the relevant series of Parity Bonds or Junior Lien Bonds, as applicable, taken as a whole, at the rate or rates set forth in the applicable Bond Documents.

(b) **Capital Appreciation Bonds.** The principal and interest portions of the Accreted Value of Capital Appreciation Bonds becoming due at maturity or by virtue of a Sinking Fund Requirement shall be included in the calculations of accrued and unpaid and accruing interest or principal in such manner and during such period of time as is specified in the Bond Documents applicable to such Capital Appreciation Bonds.

(c) **Variable Interest Rate Bonds.**

(i) **Assumed Interest on Variable Interest Rate Parity Bonds.** The amount of interest deemed to be payable on any series of Parity Bonds that are Variable Interest Rate Bonds shall be calculated on

the assumption that the interest rate on those bonds is equal to the rate that is 90% of the average RBI during the four calendar quarters ending at least 15 days preceding the quarter in which the calculation is made. ***Upon the Parity Covenant Date, the following sentence shall replace the immediately preceding sentence: The amount of interest deemed to be payable on any series of Parity Bonds that are Variable Interest Rate Bonds shall be calculated on the assumption that the interest rate on those bonds is equal to the highest 12-month rolling average of the SIFMA Municipal Swap Index over the preceding ten years. And, upon the Second Parity Covenant Date, a five-year look-back period shall be substituted for the ten-year period referenced in the immediately preceding sentence.***

(ii) **Assumed Interest on Variable Interest Rate Junior Lien Bonds.** The amount of interest deemed to be payable on any series of Junior Lien Bonds that are Variable Interest Rate Bonds shall be calculated on the assumption that the interest rate on those bonds is equal to the highest 12-month rolling average (ending with the month preceding the date of the calculation) of the SIFMA Municipal Swap Index over the preceding five years.

(d) **Interest on Bonds with Respect to Which a Payment Agreement is in Force.** In general, debt service on any bonds (Parity Bonds or Junior Lien Bonds, as applicable) with respect to which a Payment Agreement is in force shall be based on the net economic effect on the City expected to be produced by the terms of the applicable Bond Documents and the terms of the Payment Agreement. For example, if the net effect of the Payment Agreement on a series of bonds otherwise bearing interest at a variable interest rate is to produce an obligation bearing interest at a fixed rate, the relevant series of bonds shall be treated as fixed rate bonds. And if the net effect of the Payment Agreement on a series of bonds otherwise bearing interest at a fixed interest rate is to produce an obligation bearing interest at a variable interest rate, the relevant series of bonds shall be treated as Variable Interest Rate Bonds.

Accordingly, the amount of interest deemed to be payable on any series of Parity Bonds (or Junior Lien Bonds, as applicable) with respect to which a Payment Agreement is in force shall be an amount equal to the

amount of interest that would be payable at the rate or rates stated in or determined pursuant to the applicable Bond Documents, plus Payment Agreement Payments, minus Payment Agreement Receipts. For the purposes of calculating as nearly as practicable Payment Agreement Receipts and Payment Agreement Payments under a Payment Agreement that includes a variable rate component determined by reference to a pricing mechanism or index that is not the same as the pricing mechanism or index used to determine the variable rate interest component on the series of bonds to which the Payment Agreement is related, it shall be assumed that: (i) the fixed rate used in calculating Payment Agreement Payments will be equal to 105% of the fixed rate specified by the Payment Agreement, and (ii) the pricing mechanism or index specified by the Payment Agreement is the same as the pricing mechanism or index specified by the applicable Bond Documents. Notwithstanding the other provisions of this definition, the City shall not be required to (but may in its discretion) take into account in determining Annual Debt Service the effects of any Payment Agreement that has a term of ten years or less.

(e) **Parity Payment Agreements; Junior Lien Payment Agreements.** For any period during which Payment Agreement Payments under a Parity Payment Agreement (or Junior Lien Payment Agreement, as applicable) are taken into account in determining Annual Debt Service on the related Parity Bonds (or Junior Lien Bonds, as applicable) under subsection (d), no additional debt service shall be taken into account with respect to that Parity Payment Agreement (or a Junior Lien Payment Agreement, as applicable). However, for any period during which Payment Agreement Payments are not taken into account under subsection (d) because the Parity Payment Agreement (or Junior Lien Payment Agreement, as applicable) is not then related to any outstanding Parity Bonds (or Junior Lien Bonds, as applicable), payments on that Payment Agreement shall be taken into account by assuming:

(i) **If City is Obligated to Make Payments Based on Fixed Rate.** If the City is obligated to make Payment Agreement Payments based on a fixed rate and the Qualified Counterparty is obligated to make payments based on a variable rate index, it shall be assumed that payments by the City will be based on the assumed fixed payor rate, and that payments by the Qualified Counterparty will be based on a rate equal to

the average rate determined by the variable rate index specified by the Payment Agreement during the four calendar quarters preceding the quarter in which the calculation is made.

(ii) **If City is Obligated to Make Payments Based on Variable Rate Index.** If the City is obligated to make Payment Agreement Payments based on a variable rate index and the Qualified Counterparty is obligated to make payments based on a fixed rate, it shall be assumed that payments by the City will be based on a rate equal to the average rate determined by the variable rate index specified by the Payment Agreement during the four calendar quarters preceding the quarter in which the calculation is made, and that the Qualified Counterparty will make payments based on the fixed rate specified by the Payment Agreement.

(f) **Balloon Bonds.** *Upon the Parity Covenant Date, the following sentence shall become effective: In calculating Annual Debt Service for any series of Parity Bonds, the City may in its discretion treat the debt service requirements with respect to Parity Bonds that are Balloon Bonds (including principal of and interest on such bonds at the applicable rate or rates) as being amortized in approximately equal annual installments over a period equal to the longer of 30 years or the remaining term of such series of Parity Bonds.*

In calculating Annual Debt Service for any series of Junior Lien Bonds, the City may in its discretion treat the debt service requirements with respect to Junior Lien Bonds that are Balloon Bonds (including principal of and interest on such bonds at the applicable rate or rates) as being amortized in approximately equal annual installments over a period equal to the longer of 30 years or the remaining term of such series of Junior Lien Bonds.

(g) **Adjustments for Defeased Bonds.** For purposes of determining compliance with the rate covenants set forth in Sections 17(a)(ii) and 17(b)(ii), calculating the Reserve Fund Requirement, and making coverage ratio calculations in connection with the delivery of a Parity Certificate or Junior Lien Coverage Certificate, Annual Debt Service shall be adjusted as set forth in Section 20(d).

(h) **Reimbursement Obligations.** If any payment under a Parity Reimbursement Obligation is then

due and payable, or is then reasonably expected to become due and payable, the reasonably estimated amount and timing of such payment, calculated in accordance with applicable generally accepted accounting principles and as reflected in the annual financial statements of the Light System, shall be included in calculating Annual Debt Service for purposes of delivering a Parity Certificate. If any payment under a Parity Reimbursement Obligation, an Intermediate Lien Reimbursement Obligation, or a Junior Lien Reimbursement Obligation is then due and payable, or is then reasonably expected to become due and payable, the reasonably estimated amount and timing of such payment, calculated in accordance with applicable generally accepted accounting principles and as reflected in the annual financial statements of the Light System, shall be included in calculating Annual Junior Lien Debt Service for purposes of delivering a Junior Lien Coverage Certificate.

“Authorized Denomination” means \$5,000 or any integral multiple thereof within a maturity of a Series, or such other minimum authorized denominations as may be specified in the applicable Bond Documents.

“Average Annual Debt Service” means, for purposes of calculating the Reserve Fund Requirement with respect to all Parity Bonds outstanding at the time of calculation, the sum of the Annual Parity Bond Debt Service remaining to be paid to the last scheduled maturity of the applicable Parity Bonds, divided by the number of years such Parity Bonds are scheduled to remain outstanding.

“Balloon Bonds” means any series of either Parity Bonds or Junior Lien Bonds, as applicable, the aggregate principal amount (including Sinking Fund Requirements) of which becomes due and payable in any calendar year in an amount that constitutes 25% or more of the initial aggregate principal amount of such series.

“Beneficial Owner” means, with regard to a Bond, the owner of any beneficial interest in that Bond.

“Bond” means a municipal light and power revenue bond issued pursuant to this ordinance.

“Bond Counsel” means a lawyer or a firm of lawyers, selected by the City, of nationally recognized standing in matters pertaining to bonds issued by states and their political subdivisions.

“Bond Documents” means (a) (i) with respect to any Series of the Bonds, this ordinance (including any amendatory or supplemental ordinances), (ii) with respect to a series of Parity Bonds other than a Series of the Bonds, the applicable Parity Bond Ordinance(s), and (iii) with respect to any Junior Lien Bonds other than a Series of the Bonds, the applicable Junior Lien Bond Ordinance(s); (b) the authenticated bond form; and (c) the written agreement(s) setting forth the Bond Sale Terms and additional terms, conditions, or covenants pursuant to which such bond was issued and sold, as set forth in any one or more of the following (if any): (i) a sale resolution, (ii) a bond purchase contract (as defined in the applicable authorizing ordinance), (iii) a bond indenture or a fiscal agent or paying agent agreement (other than the State fiscal agency contract), and (iv) a direct purchase or continuing covenant agreement.

“Bond Owners’ Trustee” means a bank or trust company organized under the laws of the State, or a national banking association, appointed in accordance with Section 24(e) of this ordinance to act as trustee on behalf of the owners, from time to time, of either the outstanding Parity Bonds or the outstanding Junior Lien Bonds, as the case may be.

“Bond Purchase Contract” means a written offer to purchase a Series of the Bonds pursuant to certain Bond Sale Terms, which offer has been accepted by the City in accordance with this ordinance. In the case of a competitive sale, the Purchaser’s bid for a Series, together with the official notice of sale and a Pricing Certificate confirming the Bond Sale Terms, shall comprise the Bond Purchase Contract.

“Bond Register” means the books or records maintained by the Bond Registrar for the purpose of registering ownership of each Bond.

“Bond Registrar” means the Fiscal Agent (unless the Director of Finance appoints a different person to act as bond registrar with respect to a particular Series), or any successor bond registrar selected in accordance with the Registration Ordinance.

“Bond Sale Terms” means the terms and conditions for the sale of a Series of the Bonds approved by the Director of Finance consistent with the parameters set forth in Section 5, including the maximum principal

amount, date or dates, denominations, interest rate or rates (or mechanism for determining the interest rate or rates), payment dates, final maturity, redemption rights, price, and other terms, conditions or covenants. In connection with a negotiated sale or private placement, the Bond Sale Terms shall be set forth in a Bond Purchase Contract; in connection with a competitive sale, the Bond Sale Terms shall be set forth in a Pricing Certificate.

“Book-Entry Form” means a fully registered form in which physical bond certificates are registered only in the name of the Securities Depository (or its nominee), as Registered Owner, with the physical bond certificates held by and “immobilized” in the custody of the Securities Depository or its designee, where the system for recording and identifying the transfer of the ownership interests of the Beneficial Owners in those Bonds is neither maintained by nor the responsibility of the City or the Bond Registrar.

“Capital Appreciation Bond” means any Parity Bond or Junior Lien Bond, all or a portion of the interest on which is compounded and accumulated at the rates or in the manner, and on the dates, set forth in the applicable Bond Documents, and is payable only upon redemption or on the maturity date of such Capital Appreciation Bond. A Parity Bond or a Junior Lien Bond that is issued as a Capital Appreciation Bond, but which later converts to an obligation on which interest is paid periodically, shall be a Capital Appreciation Bond until the conversion date and thereafter shall no longer be a Capital Appreciation Bond, but shall be treated as having a principal amount equal to its Accreted Value on the conversion date. For purposes of (a) receiving payment of the redemption premium, if any, on a Capital Appreciation Bond that is redeemed prior to maturity, or (b) computing the principal amount of Parity Bonds (or Junior Lien Bonds, a applicable) held by the Owner of a Capital Appreciation Bond in connection with any notice, consent, request, or demand pursuant to this ordinance or for any purpose whatsoever, the principal amount of a Capital Appreciation Bond shall be deemed to be its Accreted Value at the time that such notice, consent, request, or demand is given or made.

“CIP” means the portion or portions of the “2020-2025 Capital Improvement Program” adopted by the City in Ordinance 126000 relating to the Light System, together with those portions of any previously adopted

capital improvement program of the City relating to the Light System, as the CIP may be amended, updated, supplemented, or replaced from time to time by ordinance.

“City” means The City of Seattle, Washington, a municipal corporation duly organized and existing under the laws of the State.

“City Council” means the City Council of the City, as duly and regularly constituted from time to time.

“Code” means the Internal Revenue Code of 1986, or any successor thereto, as it has been and may be amended from time to time, and regulations thereunder.

“Conservation Plan” means the Conservation Potential Assessment 2016 of the City with respect to the Light System endorsed by the City Council in Resolution 31631, adopted January 11, 2016, as that plan may be amended, updated, supplemented or replaced from time to time, to the extent that funds are appropriated by the City therefor.

“Construction Account” means such fund, subfund or account within the Light Fund as may be designated from time to time by the Director of Finance for the payment of costs of the Plan of Additions.

“Continuing Disclosure Agreement” means, for each Series that is sold in an offering subject to federal securities regulations requiring a written undertaking to provide continuing disclosure, a continuing disclosure agreement entered into pursuant to Section 22 in substantially the form attached as Exhibit B.

“Deferred Hydroelectric Project Relicensing Costs” means certain costs required by the Federal Energy Regulatory Commission to be incurred as a condition of the renewal of licenses for the Light System’s hydroelectric projects, which costs are treated in the same manner as capital expenditures.

“Director of Finance” means the Director of the Finance Division of the Department of Finance and Administrative Services of the City, or any other officer who succeeds to substantially all of the responsibilities of that office.

“DTC” means The Depository Trust Company, New York, New York.

“Event of Default” has the meaning given in Section 24. A “Parity Bond Event of Default” shall refer

to those Events of Default relating to nonpayment of Parity Bonds, or defaults in respect of the Parity Bond covenants set forth herein and in the applicable Parity Bond Documents giving rise to remedies available to the owners of Parity Bonds. A “Junior Lien Bond Event of Default” shall refer to those Events of Default relating to nonpayment of Junior Lien Bonds, or in respect of the Junior Lien Bond covenants set forth herein and in the applicable Junior Lien Bond Documents giving rise to remedies available to the owners of Junior Lien Bonds.

“Fiscal Agent” means the fiscal agent of the State, as the same may be designated by the State from time to time.

“Future Junior Lien Bonds” means, with reference to any Series designated as Junior Lien Bonds, any revenue obligations of the Light System issued or entered into after the Issue Date of such Series, the payment of which constitutes a charge and lien upon Net Revenue equal in priority with the charge and lien upon such revenue for the payment of the amounts required to be paid into the Junior Lien Debt Service Fund to pay and secure payment of the Junior Lien Bonds (including Junior Lien Payment Agreements and Junior Lien Reimbursement Obligations), in accordance with the priority of payment set forth in Section 14. Future Junior Lien Bonds may include Junior Lien Payment Agreements issued in compliance with the Junior Lien Additional Bonds Test.

“Future Parity Bond Ordinance” means any ordinance passed by the City Council providing for the issuance and sale of a series of Future Parity Bonds, and any other ordinance amending or supplementing the provisions of any such ordinance.

“Future Parity Bonds” means, with reference to any Series designated as Parity Bonds, any revenue obligations of the Light System issued or entered into after the Issue Date of such Series, the payment of which constitutes a charge and lien upon Net Revenue equal in priority with the charge and lien upon such revenue for the payment of the amounts required to be paid into the Parity Bond Fund and the Reserve Fund to pay and secure payment of the Parity Bonds (including Parity Payment Agreements), in accordance with Section 14. Future Parity Bonds may include Parity Payment Agreements and any other obligations issued in compliance

with the Parity Conditions.

“Government Obligations” means, unless otherwise limited in the Bond Documents for a particular Series of the Bonds, any government obligation as that term is defined in RCW 39.53.010, as now in effect or as may hereafter be amended.

“Gross Revenues” means (a) all income, revenues, receipts and profits derived by the City through the ownership and operation of the Light System; (b) the proceeds received by the City directly or indirectly from the sale, lease or other disposition of any of the properties, rights or facilities of the Light System; (c) Payment Agreement Receipts, to the extent that such receipts are not offset by Payment Agreement Payments; and (d) the investment income earned on money held in any fund or account of the City, including any bond redemption funds and the accounts therein, in connection with the ownership and operation of the Light System. Gross Revenues do not include: (i) insurance proceeds compensating the City for the loss of a capital asset; (ii) income derived from investments irrevocably pledged to the payment of any defeased bonds payable from Gross Revenues; (iii) investment income earned on money in any fund or account created or maintained solely for the purpose of complying with the arbitrage rebate provisions of the Code; (iv) any gifts, grants, donations or other funds received by the City from any State or federal agency or other person if such gifts, grants, donations or other funds are the subject of any limitation or reservation imposed by the donor or grantor or imposed by law or administrative regulation to which the donor or grantor is subject, limiting the application of such funds in a manner inconsistent with the application of Gross Revenues hereunder; (v) the proceeds of any borrowing for capital improvements (or the refinancing thereof); and (vi) the proceeds of any liability or other insurance (excluding business interruption insurance or other insurance of like nature insuring against the loss of revenues).

“High Ross Agreement” means the agreement dated as of March 30, 1984, between the City and Her Majesty the Queen in Right of the Province of British Columbia relating to the City’s High Ross Dam.

“High Ross Capital Payments” means the deferred portion of the annual capital payments required to

be made by the City under Section 5 of the High Ross Agreement, representing the annual cost that would have been incurred by the City for the construction of the High Ross Dam.

“Intermediate Lien Reimbursement Obligation” means any payment or reimbursement obligation incurred under a written agreement entered into in connection with a series of Parity Bonds or to obtain Qualified Insurance or a Qualified Letter of Credit, under which the City’s payment obligations are expressly stated to constitute a lien and charge on Net Revenue junior in rank to the lien and charge upon such Net Revenue required to be paid into the Parity Bond Fund to pay and secure the payment of the Parity Bonds, but senior to the lien and charge upon such Net Revenue required to be paid into the Junior Lien Debt Service Fund to pay and secure the payment of the Junior Lien Bonds. For purposes of determining percentages of ownership of Bonds under this ordinance or under any Bond Documents, Intermediate Lien Reimbursement Obligations shall be deemed to have no principal amount, and any consent or similar rights (if any) shall be determined only as set forth in the applicable Intermediate Lien Reimbursement Obligations.

“Issue Date” means, with respect to a Bond, the initial date on which that Bond is issued and delivered to the initial Purchaser in exchange for its purchase price.

“Junior Lien Additional Bonds Test” means the conditions set forth in Section 18(b) for issuing additional Junior Lien Bonds (including Junior Lien Payment Agreements and Junior Lien Reimbursement Obligations).

“Junior Lien Bond” means, generally, any bond or obligation secured by a lien and charge on Net Revenue that is junior and subordinate to the lien and charge of the Parity Bonds and Intermediate Lien Reimbursement Obligations, but prior and superior to other liens and charges, in accordance with the priority of payment set forth in Section 14. The term Junior Lien Bond may refer to (a) any Bond of a Series issued pursuant to this ordinance that is so designated by the Director of Finance upon satisfaction of the Junior Lien Additional Bonds Test; (b) any Future Junior Lien Bond; (c) any Junior Lien Payment Agreement; and (d) any Junior Lien Reimbursement Obligation.

“Junior Lien Bond Documents” means those Bond Documents applicable to a series of Junior Lien Bonds.

“Junior Lien Bond Ordinance” means this ordinance, and any other ordinance passed by the City Council in the future authorizing the issuance and sale of any Future Junior Lien Bonds, including any ordinance amending or supplementing the provisions of any Junior Lien Bond Ordinance.

“Junior Lien Coverage Certificate” means a certificate delivered pursuant to Section 18(b)(ii), for purposes of satisfying the Junior Lien Additional Bonds Test in connection with the issuance of Future Junior Lien Bonds.

“Junior Lien Debt Service Fund” means the special fund of the City known as the Seattle Municipal Light Revenue Junior Lien Debt Service Fund established within the Light Fund pursuant to Ordinance 125459 for the purpose of paying and securing the principal of and interest on Junior Lien Bonds and securing obligations under Junior Lien Payment Agreements and Junior Lien Reimbursement Obligations.

“Junior Lien Payment Agreement” means any Payment Agreement, which is entered into in compliance with the Junior Lien Additional Bonds Test, and under which the City’s payment obligations are expressly stated to constitute a lien and charge on Net Revenue equal in rank with the lien and charge upon such Net Revenue required to be paid into the Junior Lien Debt Service Fund to pay and secure the payment of the Junior Lien Bonds in accordance with Section 14. For purposes of determining percentages of ownership of Junior Lien Bonds under this ordinance or under any Bond Documents, Junior Lien Payment Agreements shall be deemed to have no principal amount, and any consent or similar rights (if any) shall be determined only as set forth in the applicable Junior Lien Payment Agreement.

“Junior Lien Reimbursement Obligation” means any reimbursement obligation incurred under a written reimbursement agreement (or similar agreement) entered into in connection with a series of Junior Lien Bonds to obtain Qualified Insurance or a Qualified Letter of Credit, under which the City’s payment obligations are expressly stated to constitute a lien and charge on Net Revenue equal in rank with the lien and charge upon

such Net Revenue required to be paid into the Junior Lien Debt Service Fund to pay and secure the payment of the Junior Lien Bonds. For purposes of determining percentages of ownership of Junior Lien Bonds under this ordinance or under any Bond Documents, Junior Lien Reimbursement Obligations shall be deemed to have no principal amount, and any consent or similar rights (if any) shall be determined only as set forth in the applicable Junior Lien Reimbursement Obligations.

“Letter of Representations” means the Blanket Issuer Letter of Representations between the City and DTC dated October 4, 2006, as it may be amended from time to time, or an agreement with a substitute or successor Securities Depository.

“Light Fund” means the special fund of the City of that name heretofore created and established by the City Council.

“Light System” means the municipal light and power generation, transmission, and distribution system now belonging to or which may hereafter belong to the City.

“Maximum Annual Debt Service” means, with respect to Parity Bonds (or Junior Lien Bonds, as applicable) the maximum amount of Annual Debt Service that shall become due in the current calendar year or in any future calendar year with respect to those Parity Bonds (or Junior Lien Bonds, as applicable) that are outstanding as of the calculation date.

“MSRB” means the Municipal Securities Rulemaking Board.

“Net Revenue” for any period means Gross Revenues less Operating and Maintenance Expense.

“Omnibus Refunding Ordinance” means Ordinance 125460, passed by the City Council on November 20, 2017, as amended by Ordinance 125987, passed by the City Council on November 25, 2019, authorizing the issuance of refunding bonds (as such ordinance may be further amended from time to time) or any other ordinance of the City passed in the future, pursuant to which the Bonds (or any Series of the Bonds) are designated as Refundable Bonds.

“Operating and Maintenance Expense” means all reasonable charges incurred by the City in causing

the Light System to be operated and maintained in good repair, working order and condition, including but not limited to all operating expenses under applicable generally accepted accounting principles included in the annual audited financial statements of the Light System, except those excluded in this definition. Operating and Maintenance Expense does not include: (a) extraordinary, nonrecurring expenses of the Light System or any judgments or amounts to be paid in settlement of claims against the Light System, (b) non-cash expenses relating to a mark-to-market treatment of energy-related contracts, (c) any costs or expenses (including interest expense) for new construction, replacements, or renewals of Light System property, (d) Deferred Hydroelectric Project Relicensing Costs, the High Ross Capital Payments, or other similar payments under any agreement for the development or licensing of a capital improvement or asset, under which agreement the City agrees to make periodic payments in respect of its share of the capital expense, (e) any allowance for depreciation, amortization, or similar recognitions of non-cash expense items made for accounting purposes only (including non-cash pension expense), (f) any taxes levied by or paid to the City (or payments in lieu of taxes) upon the properties or earnings of the Light System, or (g) any obligation authorized pursuant to ordinance or resolution specifically excluding the payment of such obligation from Operating and Maintenance Expense.

“Outstanding Junior Lien Bonds” means, with reference to a particular Series of Junior Lien Bonds issued pursuant to this ordinance, those Junior Lien Bonds that are outstanding as of the Issue Date of such Series.

“Outstanding Parity Bonds” means those outstanding Parity Bonds identified in Exhibit A. When used in reference to a particular date or series of Parity Bonds, Outstanding Parity Bonds shall mean those Parity Bonds (including any Parity Bonds issued subsequent to the date of this ordinance) that are outstanding as of that date or as of the issue date of such series.

“Owner” means, without distinction, the Registered Owner and the Beneficial Owner of a Bond.

“Parity Bond” means, generally, any bond or obligation secured by a lien and charge on Net Revenue that is prior and superior to any other liens or charges whatsoever, in accordance with the priority of payment

set forth in Section 14. The term Parity Bond may refer to: (a) the Outstanding Parity Bonds identified in Exhibit A; (b) each Series of the Bonds designated by the Director of Finance as a Series of Parity Bonds upon satisfaction of the Parity Conditions; (c) any Future Parity Bonds; and (d) any Parity Payment Agreement entered into upon satisfaction of the Parity Conditions.

“Parity Bond Documents” means those Bond Documents applicable to a series of Parity Bonds.

“Parity Bond Fund” means the special fund of the City known as the Seattle Municipal Light Revenue Parity Bond Fund established within the Light Fund pursuant to Ordinance 92938 for the purpose of paying and securing the payment of principal of and interest on Parity Bonds (including Parity Payment Agreement Payments) and, *from and after the Parity Covenant Date, payments under Parity Reimbursement Obligations.*

“Parity Bond Ordinance” means any ordinance passed by the City Council providing for the issuance and sale of any Series of Parity Bonds, and any other ordinance amending or supplementing the provisions of any Parity Bond Ordinance.

“Parity Certificate” means a certificate delivered pursuant to Section 18(a)(ii) for purposes of satisfying the Parity Conditions in connection with the issuance of Future Parity Bonds.

“Parity Conditions” means, (a) for purposes of establishing that a Series of the Bonds may be issued on parity with the Parity Bonds outstanding as of the Issue Date of such Series, the conditions for issuing Future Parity Bonds set forth in the Parity Bond Ordinances relating to those Parity Bonds that are then outstanding; and (b) for purposes of issuing Future Parity Bonds on parity with a Series of the Bonds, the conditions described in the preceding clause (a) together with the conditions set forth in Section 18(a).

“Parity Covenant Date” means the earlier of (a) the date on which the City has obtained consents of the requisite percentage (as set forth in Section 23(b)) of Registered Owners of the Parity Bonds then outstanding, in accordance with the provisions of the applicable Outstanding Parity Bond Documents; or (b) the date on which all of the following Outstanding Parity Bonds have been redeemed or defeased: Municipal Light and Power Revenue Bonds, 2010A (Taxable Build America Bonds - Direct Payment); Municipal Light and

Power Improvement and Refunding Revenue Bonds, 2010B; Municipal Light and Power Revenue Bonds, 2010C (Taxable Recovery Zone Economic Development Bonds - Direct Payment); Municipal Light and Power Improvement and Refunding Revenue Bonds, 2011A; Municipal Light and Power Improvement Revenue Bonds, 2011B (Taxable New Clean Renewable Energy Bonds - Direct Payment); Municipal Light and Power Improvement and Refunding Revenue Bonds, 2012A; Municipal Light and Power Improvement Revenue Bonds, 2012C (Taxable New Clean Renewable Energy Bonds - Direct Payment); Municipal Light and Power Improvement and Refunding Revenue Bonds, 2013; Municipal Light and Power Improvement and Refunding Revenue Bonds, 2014; and Municipal Light and Power Revenue Bonds, 2015A.

“Parity Payment Agreement” means a Payment Agreement that is entered into in compliance with the Parity Conditions and under which the City’s payment obligations are expressly stated to constitute a lien and charge on Net Revenue equal in rank with the lien and charge upon such Net Revenue required to be paid into the Parity Bond Fund and the Reserve Fund to pay and secure the payment of principal of and interest on Parity Bonds in accordance with Section 14. For purposes of determining percentages of ownership of Parity Bonds under this ordinance or under any Bond Documents, Parity Payment Agreements shall be deemed to have no principal amount, and any consent or similar rights (if any) shall be determined only as set forth in the applicable Parity Payment Agreement.

“Parity Reimbursement Obligation” means any payment or reimbursement obligation incurred under a written agreement entered into in connection with a series of Parity Bonds or to obtain Qualified Insurance or a Qualified Letter of Credit (other than Qualified Insurance or a Qualified Letter of Credit obtained to satisfy all or part of the Reserve Fund Requirement), under which the City’s payment obligations are expressly stated to constitute a lien and charge on Net Revenue equal in rank to the lien and charge upon such Net Revenue required to be paid into the Parity Bond Fund to pay and secure the payment of the principal of and interest on the Parity Bonds. Parity Reimbursement Obligations accruing as a result of a mandatory tender for purchase of Parity Bonds shall be excluded from the calculation of Annual Debt Service for all purposes. For purposes of

determining percentages of ownership of Parity Bonds, Parity Reimbursement Obligations shall be deemed to have no principal amount, and any consent or similar rights (if any) shall be determined only as set forth in the applicable Parity Reimbursement Obligations.

“Payment Agreement” means a written agreement entered into by the City and a Qualified Counterparty, as authorized by any applicable laws of the State, for the purpose of managing or reducing the City’s exposure to fluctuations or levels of interest rates, or for other interest rate, investment, or asset or liability management purposes, and which provides for (i) an exchange of payments based on interest rates, ceilings, or floors on such payments; (ii) options on such payments; (iii) any combination of the foregoing; or (iv) any similar device. A Payment Agreement may be entered into on either a current or forward basis. A Payment Agreement must be entered into in connection with (or incidental to) the issuance, incurring, or carrying of particular bonds, notes, bond anticipation notes, commercial paper, or other obligations for borrowed money (which may include leases, installment purchase contracts, or other similar financing agreements or certificates of participation in any of the foregoing).

“Payment Agreement Payments” means the amounts periodically required to be paid by the City to a Qualified Counterparty pursuant to a Payment Agreement.

“Payment Agreement Receipts” means the amounts periodically required to be paid by a Qualified Counterparty to the City pursuant to a Payment Agreement.

“Permitted Investments” means any investments or investment agreements permitted for the investment of City funds under the laws of the State, as amended from time to time.

“Plan of Additions” means the system or plan of additions to and betterments and extensions of the Light System adopted by ordinance, including but not limited to the CIP, the Conservation Plan, the High Ross Capital Payments and the Deferred Hydroelectric Project Relicensing Costs. The Plan of Additions includes all amendments, updates, supplements or replacements to the CIP, the Conservation Plan, the High Ross Capital Payments and the Deferred Hydroelectric Project Relicensing Costs, all of which shall automatically constitute

amendments to the Plan of Additions upon approval by ordinance. The Plan of Additions includes the purchase and installation of all materials, supplies, appliances, equipment (including but not limited to data processing hardware and software and conservation equipment) and facilities, the acquisition of all permits, licenses, franchises, property and property rights, other capital assets and all engineering, consulting and other professional services and studies (whether performed by the City or by other public or private entities) necessary or convenient to carry out the Plan of Additions. The Plan of Additions also may be modified to include other improvements without amending the CIP, the Conservation Plan, the High Ross Capital Payments and the Deferred Hydroelectric Project Relicensing Costs, if the City determines by ordinance that those amendments or other improvements constitute a system or plan of additions to or betterments or extensions of the Light System.

“Pricing Certificate” means a certificate executed by the Director of Finance as of the pricing date confirming the Bond Sale Terms for the sale of a Series of the Bonds to the Purchaser in a competitive sale, in accordance with the parameters set forth in Section 5.

“Professional Utility Consultant” means the independent person(s) or firm(s) selected by the City having a favorable reputation for skill and experience with electric systems of comparable size and character to the Light System in such areas as are relevant to the purposes for which they were retained.

“Purchaser” means the entity or entities who have been selected by the Director of Finance in accordance with this ordinance to serve as underwriter, purchaser or successful bidder in a sale of any Series of the Bonds.

“Qualified Counterparty” means a party (other than the City or a person related to the City) who is the other party to a Payment Agreement and who is qualified to act as the other party to a Payment Agreement under any applicable laws of the State.

“Qualified Insurance” means any municipal bond insurance policy, surety bond, or similar credit enhancement device, issued by any insurance company licensed to conduct an insurance business in any state

of the United States, by a service corporation acting on behalf of one or more such insurance companies, or by any other financial institution, the provider of which, as of the time of issuance of such credit enhancement device, is rated in one of the two highest rating categories (without regard to gradations within such categories) by at least two nationally recognized rating agencies.

“Qualified Letter of Credit” means any letter of credit, standby bond purchase agreement, or other liquidity facility issued by a financial institution for the account of the City in connection with the issuance of any Parity Bond or Junior Lien Bond, which institution maintains an office, agency or branch in the United States and, as of the time of issuance of such instrument, is rated in one of the two highest rating categories (without regard to gradations within such categories) by at least two nationally recognized rating agencies.

“Rate Stabilization Account” means the account of that name previously established in the Light Fund pursuant to Ordinance 121637.

“Rating Agency” means any nationally recognized rating agency then maintaining a rating on a Series of the Bonds at the request of the City.

“RBI” means *The Bond Buyer Revenue Bond Index* or comparable index, or, if no comparable index can be obtained, 80% of the interest rate for actively traded 30-year United States Treasury obligations.

“Record Date” means, unless otherwise defined in the Bond Documents, in the case of each interest or principal payment date, the Bond Registrar’s close of business on the 15th day of the month preceding such interest or principal payment date. With regard to redemption of a Bond prior to its maturity, the Record Date shall mean the Bond Registrar’s close of business on the day prior to the date on which the Bond Registrar sends the notice of redemption to the Registered Owner(s) of the affected Bonds.

“Refundable Bonds” means the Refundable Parity Bonds and the Refundable Junior Lien Bonds.

“Refundable Junior Lien Bonds” means any outstanding Junior Lien Bonds that are eligible to be refunded pursuant to the Omnibus Refunding Ordinance.

“Refundable Parity Bonds” means any outstanding Parity Bonds that are eligible to be refunded

pursuant to the Omnibus Refunding Ordinance.

“Refunding Junior Lien Bonds” means Future Junior Lien Bonds that satisfy the applicable Junior Lien Additional Bonds Test and are issued pursuant to the Omnibus Refunding Ordinance (or a Future Junior Lien Bond ordinance) for the purpose of refunding any Refundable Junior Lien Bonds.

“Refunding Parity Bonds” means Future Parity Bonds that satisfy the applicable Parity Conditions and are issued pursuant to the Omnibus Refunding Ordinance (or another Future Parity Bond Ordinance) for the purpose of refunding any Refundable Parity Bonds.

“Registered Owner” means, with respect to a Bond, the person in whose name that Bond is registered on the Bond Register. For so long as a Series of the Bonds is in Book-Entry Form under a Letter of Representations, the Registered Owner of such Series shall mean the Securities Depository.

“Registration Ordinance” means Ordinance 111724 establishing a system of registration for the City’s bonds and other obligations pursuant to Seattle Municipal Code Chapter 5.10, as that chapter now exists or may hereafter be amended.

“Reserve Fund” means the special fund of the City known as the Municipal Light and Power Bond Reserve Fund established as a separate account within the Light Fund pursuant to Ordinance 71917, as amended, to secure the payment of Parity Bonds.

“Reserve Fund Requirement” means, for any Series of Bonds designated as Parity Bonds, the Reserve Fund Requirement established in the Bond Sale Terms for that Series and any other Series issued as part of a single “issue” of Parity Bonds, consistent with Section 15. For any Series of Future Parity Bonds, the Reserve Fund Requirement means the requirement specified for that Series in the Bond Sale Terms associated with that issue. The aggregate Reserve Fund Requirement for all Parity Bonds shall be the sum of the Reserve Fund Requirements for each Series of Parity Bonds. For purposes of this definition, “issue” means all Series of Parity Bonds issued and sold pursuant to a common set of Bond Sale Terms. For the purposes of calculating the Reserve Fund Requirement only, the City shall deduct from Annual Debt Service the Tax Credit Subsidy

Payments the City is scheduled to claim from the federal government in respect of the interest on a Series of Parity Bonds that are Tax Credit Subsidy Bonds (or with respect to which the federal government is otherwise scheduled to provide direct payments).

“Rule 15c2-12” means Rule 15c2-12 promulgated by the SEC under the Securities Exchange Act of 1934, as amended.

“SEC” means the United States Securities and Exchange Commission.

“Second Parity Covenant Date” means the earlier of (a) the date on which the City has obtained consents of the requisite percentage (as set forth in Section 23(b)) of Registered Owners of the Parity Bonds then outstanding, in accordance with the provisions of the applicable Outstanding Parity Bond Documents; or (b) the date on which all of the following Outstanding Parity Bonds have been redeemed or defeased: Municipal Light and Power Revenue Bonds, 2010A (Taxable Build America Bonds - Direct Payment); Municipal Light and Power Improvement and Refunding Revenue Bonds, 2010B; Municipal Light and Power Revenue Bonds, 2010C (Taxable Recovery Zone Economic Development Bonds - Direct Payment); Municipal Light and Power Improvement and Refunding Revenue Bonds, 2011A; Municipal Light and Power Improvement Revenue Bonds, 2011B (Taxable New Clean Renewable Energy Bonds - Direct Payment); Municipal Light and Power Improvement and Refunding Revenue Bonds, 2012A; Municipal Light and Power Improvement Revenue Bonds, 2012C (Taxable New Clean Renewable Energy Bonds - Direct Payment); Municipal Light and Power Improvement and Refunding Revenue Bonds, 2013; Municipal Light and Power Improvement and Refunding Revenue Bonds, 2014; Municipal Light and Power Revenue Bonds, 2015A; Municipal Light and Power Revenue Bonds, 2016A (Taxable New Clean Renewable Energy Bonds - Direct Payment); Municipal Light and Power Refunding Revenue Bonds, 2016B; Municipal Light and Power Improvement and Refunding Revenue Bonds, 2016C; and Municipal Light and Power Improvement and Refunding Revenue Bonds, 2017C.

“Securities Depository” means DTC, any successor thereto, any substitute securities depository

selected by the City, or the nominee of any of the foregoing. Any successor or substitute Securities Depository must be qualified under applicable laws and regulations to provide the services proposed to be provided by it.

“Serial Bond” means any Parity Bond or Junior Lien Bond maturing in a specified year, for which no Sinking Fund Requirements are mandated.

“Series” means a series of the Bonds issued pursuant to this ordinance.

“SIFMA Municipal Swap Index” means the Securities Industry and Financial Markets Association (“SIFMA”) Municipal Swap Index, calculated and published by Bloomberg and overseen by SIFMA’s Municipal Swap Index Committee, or a substantially similar recognized market successor index representing a seven-day market index comprised of certain high-grade tax-exempt variable rate demand obligations.

“Sinking Fund Account” means (a) with respect to Parity Bonds, any account created in the Parity Bond Fund to amortize the principal or make mandatory redemptions of Parity Bonds that are Term Bonds; and (b) with respect to Junior Lien Bonds, any account created in the Junior Lien Debt Service Fund to amortize the principal or make mandatory redemptions of Junior Lien Bonds that are Term Bonds.

“Sinking Fund Requirement” means, for any calendar year, the principal portion (and required redemption premium, if any) of any Term Bond that is required to be purchased, redeemed, paid at maturity, or paid into any Sinking Fund Account for such calendar year, as established in the applicable Bond Documents.

“State” means the State of Washington.

“State Auditor” means the office of the Auditor of the State or such other department or office of the State authorized and directed by State law to make audits.

“Tax Credit Subsidy Bond” means any Taxable Bond that is designated by the City as a tax credit bond pursuant to the Code and as a “qualified bond” under Section 6431 or similar provision of the Code, and with respect to which the City is eligible to claim a Tax Credit Subsidy Payment.

“Tax Credit Subsidy Payment” means a payment by the federal government with respect to a Tax Credit Subsidy Bond.

“Tax-Exempt Bond” means any Parity Bond or Junior Lien Bond, the interest on which is intended, as of the Issue Date, to be excludable from gross income for federal income tax purposes.

“Taxable Bond” means any Parity Bond or Junior Lien Bond, the interest on which is not intended, as of the Issue Date, to be excludable from gross income for federal income tax purposes.

“Term Bond” means any Parity Bond or Junior Lien Bond that is issued subject to mandatory redemption in periodic Sinking Fund Requirements prior to its maturity date.

“Valuation Date” means, with respect to any Capital Appreciation Bond, the date or dates, determined as set forth in the applicable Bond Documents, on which specific Accreted Values are assigned to that Capital Appreciation Bond.

“Variable Interest Rate” means any interest rate that fluctuates during the stated term of a bond (or during a stated period during which the bond is designated as a Variable Interest Rate Bond), whether due to a remarketing, a market index reset, or other mechanism set forth in the applicable Bond Documents. The Bond Documents for any Series of the Bonds bearing interest at a Variable Interest Rate shall set forth: (a) the available method(s) of computing interest (the “interest rate modes”); (b) the particular period or periods of time (or manner of determining such period or periods of time) for which each value of such Variable Interest Rate (or each interest rate mode) shall remain in effect; (c) provisions for conversion from one interest rate mode to another and for setting or resetting the interest rates; and (d) the time or times upon which any change in such Variable Interest Rate (or any conversion of interest rate modes) shall become effective.

“Variable Interest Rate Bond” means, for any period of time, any Parity Bond or Junior Lien Bond that bears interest at a Variable Interest Rate during that period. A bond shall not be treated as a Variable Interest Rate Bond if the net economic effect of (a) interest rates on a particular series of Parity Bonds (or Junior Lien Bonds, as applicable), as set forth in the applicable Bond Documents, and (b) either (i) interest rates on another series of Parity Bonds (or Junior Lien Bonds, as applicable) issued at substantially the same time, or (ii) a Payment Agreement related to that particular series, in either case, is to produce obligations that bear interest at

a fixed interest rate. Any Parity Bond or Junior Lien Bond with respect to which a Payment Agreement is in force shall be treated as a Variable Interest Rate Bond if the net economic effect of the Payment Agreement is to produce an obligation that bears interest at a Variable Interest Rate.

Section 2. **Adoption of Plan of Additions.** The City specifies, adopts and orders the Plan of Additions to be carried out as generally provided for in the documents comprising the Plan of Additions. The estimated cost of the Plan of Additions, as nearly as may be determined, is declared to be approximately \$2.2 billion, of which approximately \$350 million is expected to be financed from proceeds of the Bonds and investment earnings thereon.

Section 3. **Authorization of Bonds; Due Regard Finding.**

(a) **The Bonds.** The City is authorized to issue municipal light and power revenue bonds payable from the sources described in Section 13 and secured as either Parity Bonds or Junior Lien Bonds, as determined by the Director of Finance in accordance with Section 5. The Bonds may be issued in one or more Series in a maximum aggregate principal amount not to exceed the amount stated in Section 5, for the purposes of: (a) paying a part of the cost of carrying out the Plan of Additions; (b) providing for the Reserve Fund Requirement (if necessary); (c) capitalizing interest on (if necessary) and paying costs of issuance; and (d) carrying out other Light System purposes approved by ordinance. The Bonds may be issued in one or more Series and may be combined with other municipal light and power revenue bonds authorized separately. The Bonds shall be designated municipal light and power revenue bonds, shall be numbered separately and shall have any name, year, and Series or other label as deemed necessary or appropriate by the Director of Finance. Any Series of the Bonds designated as Junior Lien Bonds shall bear a designation clearly indicating that such Bonds are Junior Lien Bonds.

(b) **City Council Finding.** The City Council hereby finds that, in creating the Parity Bond Fund, the Reserve Fund, and the Junior Lien Debt Service Fund (collectively, the “Bond Funds”), and in fixing the amounts to be paid into those funds in accordance with this ordinance and the parameters for the Bond Sale

Terms set forth in Section 5, the City Council has exercised due regard for the cost of operation and maintenance of the Light System, and is not setting aside into such Bond Funds a greater amount than in the judgment of the City Council, based on the rates established from time to time consistent with Section 17(a)(ii), will be sufficient, in the judgment of the City Council, to meet all expenses of operation and maintenance of the Light System and to provide the amounts previously pledged for the payment of all outstanding obligations payable out of Gross Revenues and pledged for the payment of the Bonds. Therefore, the City Council hereby finds that the issuance and sale of the Bonds is in the best interest of the City and is in the public interest.

Section 4. **Manner of Sale of the Bonds.** The Director of Finance may provide for the sale of each Series by competitive sale, negotiated sale, limited offering, or private placement, and may select and enter into agreements with remarketing agents or providers of liquidity with respect to Variable Interest Rate Bonds. The Purchaser of each Series shall be chosen through a selection process acceptable to the Director of Finance. The Director of Finance is authorized to specify a date and time of sale and a date and time for the delivery of each Series; in the case of a competitive sale, to provide an official notice of sale including bid parameters and other bid requirements, and to provide for the use of an electronic bidding mechanism; to provide for and determine matters relating to the forward or delayed delivery of the Bonds, if deemed desirable; and to specify such other matters and take such other action as in his or her determination may be necessary, appropriate, or desirable in order to carry out the sale of each Series. Each Series must be sold on Bond Sale Terms consistent with the parameters set forth in Section 5.

Section 5. **Appointment of Designated Representative; Bond Sale Terms.**

(a) **Designated Representative.** The Director of Finance is appointed to serve as the City's designated representative in connection with the issuance and sale of the Bonds in accordance with RCW 39.46.040(2) and this ordinance.

(b) **Parameters for Bond Sale Terms.** The Director of Finance is authorized to approve, on behalf of the City, Bond Sale Terms for the sale of the Bonds in one or more Series, and in connection with each such

sale, to execute a Bond Purchase Contract (or, in the case of a competitive sale, a Pricing Certificate) confirming the Bond Sale Terms and such related agreements as may be necessary or desirable, consistent with the following parameters:

- (i) **Maximum Principal Amount.** This ordinance authorizes the issuance of Bonds in a maximum aggregate principal amount of not to exceed \$350 million.
- (ii) **Date or Dates.** Each Bond shall be dated its Issue Date, as determined by the Director of Finance. The initial Issue Date (without restricting any reissuance date with respect to a Series of Variable Interest Rate Bonds) may not be later than December 31, 2023.
- (iii) **Denominations.** The Bonds shall be issued in Authorized Denominations.
- (iv) **Interest Rate(s).** Each Bond shall bear interest from its Issue Date or from the most recent date to which interest has been paid or duly provided, whichever is later, unless otherwise provided in the applicable Bond Documents. Each Series of the Bonds shall bear interest at one or more fixed interest rates or Variable Interest Rates. The net interest cost for any fixed rate Series may not exceed a rate of 10% per annum. The Bond Documents for any Series may provide for multiple interest rates and interest rate modes, and may provide conditions and mechanisms for the Director of Finance to effect a conversion from one mode to another. Nothing in this ordinance shall be interpreted to prevent the Bond Documents for any Series from including a provision for adjustments to interest rates during the term of the Series upon the occurrence of certain events specified in the applicable Bond Documents.
- (v) **Payment Dates.** Interest shall be payable on dates acceptable to the Director of Finance. Principal shall be payable on dates acceptable to the Director of Finance, which shall include payment at the maturity of each Bond; in accordance with any Sinking Fund Requirements applicable to Term Bonds; and otherwise in accordance with any redemption or tender provisions.
- (vi) **Final Maturity.** Each Bond shall mature no later than 40 years after its Issue Date.
- (vii) **Redemption Prior to Maturity.** The Bond Sale Terms may include redemption and

tender provisions, as determined by the Director of Finance in the Director's discretion, consistent with Section 8 and subject to the following:

(A) **Optional Redemption.** The Director of Finance may designate any Bond as subject to optional redemption prior to its maturity. Any Bond that is subject to optional redemption prior to maturity must be callable on at least one or more date(s) occurring not more than 10½ years after the Issue Date, consistent with Section 8(a).

(B) **Mandatory Redemption.** The Director of Finance may designate any Bond as a Term Bond, subject to mandatory redemption prior to its maturity on the dates and in principal payment amounts set forth in Sinking Fund Requirements, consistent with Section 8(b).

(C) **Extraordinary Redemption.** The Director of Finance may designate any Bond as subject to extraordinary optional redemption or extraordinary mandatory redemption upon the occurrence of an extraordinary event, as such event or events may be set forth in the applicable Bond Documents, consistent with Section 8(c).

(D) **Tender Options.** The Director of Finance may designate any Variable Interest Rate Bond as subject to tender options, as set forth in the applicable Bond Documents.

(viii) **Price.** The Director of Finance may approve in the Bond Sale Terms an aggregate purchase price for each Series of the Bonds that is, in his or her judgment, the price that produces the most advantageous borrowing cost for the City for that Series, consistent with the parameters set forth herein and in any applicable bid documents.

(ix) **Other Terms and Conditions.**

(A) **Expected Life of Capital Facilities.** As of the Issue Date of each Series, the Director of Finance must find to his or her satisfaction that the average expected life of the capital facilities to be financed with the proceeds (or allocable share of proceeds) of that Series exceeds the weighted average maturity of such Series (or share thereof allocated to financing those capital facilities).

(B) **Satisfaction of Parity Conditions or Junior Lien Additional Bonds Test.** For each Series of the Bonds, the Director of Finance must designate each Series of the Bonds as a series of either Parity Bonds or Junior Lien Bonds. For a Series to be designated as Parity Bonds, the Director of Finance must find to his or her satisfaction that, as of the Issue Date, the Parity Conditions have been met or satisfied so that such Series is permitted to be issued as Parity Bonds. For a Series to be designated as Junior Lien Bonds, the Director of Finance must find to his or her satisfaction that, as of the Issue Date, the Junior Lien Additional Bonds Test has been met or satisfied so that such Series is permitted to be issued as Junior Lien Bonds.

(C) **Additional Terms, Conditions, and Agreements.** The Bond Sale Terms for any Series may provide for Qualified Insurance, a Qualified Letter of Credit or other liquidity facility, Intermediate Lien Reimbursement Obligation, Junior Lien Reimbursement Obligation, or any other Payment Agreement as the Director of Finance may find necessary or desirable, and may include such additional terms, conditions, and covenants as may be necessary or desirable, including but not limited to: restrictions on investment of Bond proceeds and pledged funds (including any escrow established for the defeasance of any of the Bonds), provisions for the conversion of interest rate modes, provisions for the reimbursement of a credit enhancement provider or Qualified Counterparty, and requirements to give notice to or obtain the consent of a credit enhancement provider or a Qualified Counterparty. The Director of Finance is authorized to execute, on behalf of the City, such additional certificates and agreements as may be necessary or desirable to reflect such terms, conditions, and covenants.

(D) **Parity Bond Reserve Fund Requirement.** The Bond Sale Terms for any Series of Parity Bonds must establish the Reserve Fund Requirement for such Series and must set forth the method for satisfying any such requirement, consistent with Section 15 and the Parity Conditions. The Reserve Fund Requirement for any such Series may not be set at a level that would cause the aggregate Reserve Fund Requirement to exceed the least of (1) 125% of Average Annual Debt Service on all Parity Bonds outstanding, (2) Maximum Annual Debt Service on all Parity Bonds outstanding, or (3) 10% of the proceeds of the

outstanding Parity Bonds.

(E) **Tax Status of the Bonds.** The Director of Finance may designate any Series of the Bonds as Tax-Exempt Bonds, Taxable Bonds, or Tax Credit Subsidy Bonds, consistent with Section 21.

Section 6. **Bond Registrar; Registration and Transfer of Bonds.**

(a) **Registration and Bond Registrar.** The Bonds shall be issued only in registered form as to both principal and interest and shall be recorded on the Bond Register. The Fiscal Agent is appointed to act as Bond Registrar for each Series of the Bonds, unless otherwise determined by the Director of Finance.

(b) **Transfer and Exchange of Bonds.** The Bond Registrar shall keep, or cause to be kept, sufficient books for the registration and transfer of the Bonds, which shall be open to inspection by the City at all times. The Bond Register shall contain the name and mailing address of the Registered Owner of each Bond and the principal amount and number of each of the Bonds held by each Registered Owner.

The Bond Registrar is authorized, on behalf of the City, to authenticate and deliver Bonds transferred or exchanged in accordance with the provisions of the Bonds and this ordinance, to serve as the City's paying agent for the Bonds, and to carry out all of the Bond Registrar's powers and duties under this ordinance and the Registration Ordinance.

The Bond Registrar shall be responsible for its representations contained in the Bond Registrar's certificate of authentication on the Bonds. The Bond Registrar may become an Owner of Bonds with the same rights it would have if it were not the Bond Registrar and, to the extent permitted by law, may act as depository for and permit any of its officers or directors to act as members of, or in any other capacity with respect to, any committee formed to protect the rights of Owners.

Bonds surrendered to the Bond Registrar may be exchanged for Bonds in any Authorized Denomination of an equal aggregate principal amount and of the same Series, seniority, interest rate, and maturity. Bonds may be transferred only if endorsed in the manner provided thereon and surrendered to the Bond Registrar. Any exchange or transfer shall be without cost to an Owner or transferee. The Bond Registrar shall not be obligated

to exchange or transfer any Bond during the period between the Record Date and the corresponding interest payment or principal redemption date.

(c) **Securities Depository; Book-Entry Form.** Unless otherwise determined by the Director of Finance, the Bonds initially shall be issued in Book-Entry Form and registered in the name of the Securities Depository. The Bonds so registered shall be held fully immobilized in Book-Entry Form by the Securities Depository in accordance with the provisions of the Letter of Representations. Neither the City nor the Bond Registrar shall have any responsibility or obligation to participants of the Securities Depository or the persons for whom they act as nominees with respect to the Bonds regarding the accuracy of any records maintained by the Securities Depository or its participants of any amount in respect of principal of or interest on the Bonds, or any notice that is permitted or required to be given to Registered Owners hereunder (except such notice as is required to be given by the Bond Registrar to the Securities Depository). Registered ownership of a Bond initially held in Book-Entry Form, or any portion thereof, may not be transferred except: (i) to any successor Securities Depository; (ii) to any substitute Securities Depository appointed by the City or such substitute Securities Depository's successor; or (iii) to any person if the Bond is no longer held in Book-Entry Form.

Upon the resignation of the Securities Depository from its functions as depository, or upon a determination by the Director of Finance to discontinue utilizing the then-current Securities Depository, the Director of Finance may appoint a substitute Securities Depository. If the Securities Depository resigns from its functions as depository and no substitute Securities Depository can be obtained, or if the Director of Finance determines not to utilize a Securities Depository, then the Bonds shall no longer be held in Book-Entry Form and ownership may be transferred only as provided herein.

Nothing herein shall prevent the Bond Sale Terms from providing that a Series of the Bonds shall be issued in certificated form without utilizing a Securities Depository, and that the Bonds of such Series shall be registered as of their Issue Date in the names of the Owners thereof, in which case ownership may be transferred only as provided herein.

(d) **Lost or Stolen Bonds.** In case any Bond shall be lost, stolen or destroyed, the Bond Registrar may authenticate and deliver a new bond or bonds of like amount, date, tenor, and effect to the Registered Owner(s) thereof upon the Registered Owner(s)' paying the expenses and charges of the City in connection therewith and upon filing with the Bond Registrar evidence satisfactory to the Bond Registrar that such bond or bonds were actually lost, stolen or destroyed and of Registered Ownership thereof, and upon furnishing the City with indemnity satisfactory to both.

Section 7. **Payment of Bonds.**

(a) **Payment.** Each Bond shall be payable in lawful money of the United States of America on the dates and in the amounts as provided in the Bond Documents for that Series. Principal of and interest on each Bond designated as a Parity Bond shall be payable solely out of the Parity Bond Fund. Principal of and interest on each Bond designated as a Junior Lien Bond shall be payable solely out of the Junior Lien Debt Service Fund. The Bonds shall not be general obligations of the City. No Bonds of any Series shall be subject to acceleration under any circumstances.

(b) **Bonds Held In Book-Entry Form.** Principal of and interest on each Bond held in Book-Entry Form shall be payable in the manner set forth in the Letter of Representations.

(c) **Bonds Not Held In Book-Entry Form.** Interest on each Bond not held in Book-Entry Form shall be payable by electronic transfer on the interest payment date, or by check or draft of the Bond Registrar mailed on the interest payment date to the Registered Owner at the address appearing on the Bond Register on the Record Date. The City, however, shall not be required to make electronic transfers except pursuant to a request by a Registered Owner in writing received at least ten days prior to the Record Date and at the sole expense of the Registered Owner. Principal of each Bond not held in Book-Entry Form shall be payable upon presentation and surrender of the Bond by the Registered Owner to the Bond Registrar.

Section 8. **Redemption and Purchase of Bonds.**

(a) **Optional Redemption.** All or some of the Bonds of any Series may be subject to redemption

prior to their stated maturity dates at the option of the City at the times and on the terms set forth in the applicable Bond Documents.

(b) **Mandatory Redemption.** All or some of the Bonds of any Series may be designated as Term Bonds, subject to mandatory redemption in Sinking Fund Requirements, as set forth in the applicable Bond Documents. If not redeemed or purchased at the City's option prior to maturity, Term Bonds (if any) must be redeemed, at a price equal to one hundred percent of the principal amount to be redeemed, plus accrued interest, on the dates and in the years and Sinking Fund Requirements as set forth in the applicable Bond Documents. If the City optionally redeems or purchases a Term Bond prior to maturity, the principal amount of that Term Bond that is so redeemed or purchased (irrespective of its redemption or purchase price) shall be credited against the remaining Sinking Fund Requirements for that Term Bond in the manner as directed by the Director of Finance. In the absence of direction by the Director of Finance, credit shall be allocated to the remaining Sinking Fund Requirements for that Term Bond on a *pro rata* basis.

(c) **Extraordinary Redemption.** All or some of the Bonds of any Series may be subject to extraordinary optional or extraordinary mandatory redemption prior to maturity upon the occurrence of an extraordinary event at the prices, in the principal amounts, and on the dates, all as set forth in the applicable Bond Documents.

(d) **Selection of Bonds for Redemption; Partial Redemption.** If fewer than all of the outstanding Bonds of a Series are to be redeemed at the option of the City, the Director of Finance shall select the maturity or maturities to be redeemed. If less than all of the principal amount of a maturity of the selected Series is to be redeemed and such Series is held in Book-Entry Form, the portion of such maturity to be redeemed shall be selected for redemption by the Securities Depository in accordance with the Letter of Representations. If the Series is not then held in Book-Entry Form, the portion of such maturity to be redeemed shall be selected by the Bond Registrar using such method of random selection as the Bond Registrar shall determine. All or a portion of the principal amount of any Bond that is to be redeemed may be redeemed in any applicable Authorized

Denomination. If less than all of the outstanding principal amount of any Bond is redeemed, upon surrender of that Bond to the Bond Registrar there shall be issued to the Registered Owner, without charge, a new Bond (or Bonds, at the option of the Registered Owner) of the same Series, seniority, maturity, and interest rate in any Authorized Denomination in the aggregate principal amount to remain outstanding.

(e) **Purchase.** The City reserves the right and option to purchase any or all of the Bonds at any time at any price acceptable to the City plus accrued interest to the date of purchase.

Section 9. **Notice of Redemption; Rescission of Notice.** Unless otherwise set forth in the applicable Bond Documents, the City must cause notice of any intended redemption of Bonds to be given not less than 20 nor more than 60 days prior to the date fixed for redemption by first-class mail, postage prepaid, to the Registered Owner of any Bond to be redeemed at the address appearing on the Bond Register on the Record Date, and the requirements of this sentence shall be deemed to have been fulfilled when notice has been mailed as so provided, whether or not it is actually received by the Owner of any Bond. Interest on Bonds called for redemption shall cease to accrue on the date fixed for redemption unless the Bond or Bonds called are not redeemed when presented pursuant to the call.

In the case of an optional or extraordinary optional redemption, the notice may state that the City retains the right to rescind the redemption notice and the related redemption of Bonds by giving a notice of rescission to the affected Registered Owners at any time on or prior to the scheduled redemption date. Any notice of redemption that is rescinded by the Director of Finance shall be of no effect, and the Bonds for which the notice of redemption has been rescinded shall remain outstanding.

Section 10. **Failure to Pay Bonds.** If any Bond is not paid when properly presented at its maturity or redemption date, the City shall be obligated to pay, solely from the sources pledged to that Bond in this ordinance, interest on that Bond at the same rate provided on that Bond from and after its maturity or redemption date until that Bond, principal (including redemption premium, if any) and interest, is paid in full or until sufficient money for its payment in full is on deposit in the Parity Bond Fund (if such Bond is a Parity

Bond) or the Junior Lien Debt Service Fund (if such Bond is a Junior Lien Bond) and that Bond has been called for payment by giving notice of that call to the Registered Owner of that Bond. The exercise of remedies of Owners of the Bonds are limited as set forth in Section 24.

Section 11. **Form and Execution of Bonds.** The Bonds shall be typed, printed or reproduced in a form consistent with the provisions of this ordinance and State law; shall be signed by the Mayor and Director of Finance, either or both of whose signatures may be manual or in facsimile; and the seal of the City or a facsimile reproduction thereof shall be impressed or printed thereon.

Only Bonds bearing a certificate of authentication in substantially the following form (with the designation, year, and Series adjusted consistent with this ordinance), manually signed by the Bond Registrar, shall be valid or obligatory for any purpose or entitled to the benefits of this ordinance: “This Bond is one of the fully registered The City of Seattle, Washington, Municipal Light and Power [Improvement] Revenue Bonds, [Year], [Series and/or Seniority, if applicable], described in [this ordinance].” Junior Lien Bonds shall also bear the words “Junior Lien” in their name in the foregoing certificate of authentication. The authorized signing of a certificate of authentication shall be conclusive evidence that the Bond so authenticated has been duly executed, authenticated, and delivered and is entitled to the benefits of this ordinance.

If any officer whose manual or facsimile signature appears on a Bond ceases to be an officer of the City authorized to sign bonds before the Bond bearing the officer’s manual or facsimile signature is authenticated or delivered by the Bond Registrar or issued by the City, that Bond nevertheless may be authenticated, delivered and issued and, when authenticated, issued and delivered, shall be as binding on the City as though that person had continued to be an officer of the City authorized to sign bonds. Any Bond also may be signed on behalf of the City by any person who, on the actual date of signing of the Bond, is an officer of the City authorized to sign bonds, although he or she did not hold the required office on the Issue Date of that Series of the Bonds.

Section 12. **Construction Account; Deposit of Proceeds.** The principal proceeds of the sale of each Series of the Bonds (other than amounts necessary to pay accrued interest (if any), to pay costs of issuance, and

to provide for the Reserve Fund Requirement with respect to a Series of Parity Bonds) shall be deposited into the Construction Account (or such other fund or account as may be directed by the Director of Finance) to be used for the purposes set forth in Section 3. Until needed for such purposes, the City may invest principal proceeds and interest thereon temporarily in any Permitted Investments, and the investment earnings may, as determined by the Director of Finance, be either (a) retained in the Construction Account to be spent for the purposes of that account, or (b) deposited into the Parity Bond Fund or Junior Lien Debt Service Fund, as applicable.

Section 13. **Security for the Bonds; Designation as Parity Bonds or Junior Lien Bonds.** The Bonds shall not constitute general obligations of the City, the State or any political subdivision of the State or a charge upon any general fund or upon any money or other property of the City, the State or any political subdivision of the State not specifically pledged by this ordinance.

(a) **Parity Bonds.** Each Series of the Bonds that is designated as Parity Bonds shall be a special limited obligation of the City payable from and secured solely by Gross Revenues available after payment of Operating and Maintenance Expense (“Net Revenue”) and by money in the Parity Bond Fund and the Reserve Fund. Net Revenue is pledged to make the payments into the Parity Bond Fund and the Reserve Fund required by Sections 14 and 15, which pledge shall constitute a lien and charge upon such Net Revenue prior and superior to all other charges whatsoever. Each Series of the Bonds designated as Parity Bonds shall be issued on parity with the Outstanding Parity Bonds and all Future Parity Bonds, without regard to date of issuance or authorization and without preference or priority of right or lien.

(b) **Junior Lien Bonds.** Each Series of the Bonds that is designated as Junior Lien Bonds shall be a special limited obligation of the City payable from and secured solely by Net Revenue and by money in the Junior Lien Debt Service Fund. Net Revenue is pledged to make the payments into the Junior Lien Debt Service Fund required by Sections 14 and 16, which pledge shall constitute a lien and charge upon such Net Revenue (i) subordinate only to the payments to be made (A) into the Parity Bond Fund in respect of the

principal of and interest on the Outstanding Parity Bonds and Parity Payment Agreements, (B) in respect of reimbursement obligations arising under Alternate Reserve Securities, and (C) in respect of obligations arising under Intermediate Lien Reimbursement Obligations, and (ii) prior and superior to all other charges whatsoever. Each Series of the Bonds designated as Junior Lien Bonds shall be issued on parity with the lien and charge of any then outstanding Junior Lien Bonds and all Future Junior Lien Bonds, without regard to date of issuance or authorization and without preference or priority of right or lien. Nothing in this ordinance prevents the City from issuing revenue bonds or other obligations which are a charge or lien upon Net Revenue subordinate to the payments required to be made into the Junior Lien Debt Service Fund and the Reserve Fund, and any subfund, account, or subaccount within the foregoing funds.

Section 14. **Priority Expenditure of Gross Revenues; Flow of Funds**. Gross Revenues shall be deposited as received in the Light Fund and used for the following purposes only, in the following order of priority:

- (a) To pay the Operating and Maintenance Expense of the Light System;
- (b) To make, when due, all payments into the Parity Bond Fund required to be made in order to pay the interest on and principal of all Parity Bonds, including all Parity Bond Sinking Fund Requirements, all net payments under Parity Payment Agreements, *and, from and after the Parity Covenant Date, to make all payments required to be made (if any) in respect of Parity Reimbursement Obligations;*
- (c) To make all payments required to be made (if any) into the Reserve Fund necessary to satisfy the Reserve Fund Requirement, to make all payments (if any) required to be made under Section 15(c)(i)(B) into a special account within the Light Fund for the replacement of an Alternate Reserve Security as to which the City has received a notice of cancellation, *and, from and after the Parity Covenant Date, to pay any reimbursement obligations under any Alternate Reserve Security;*
- (d) To make all payments required to be made (if any) in respect of Intermediate Lien Reimbursement Obligations;

(e) To make all payments into the Junior Lien Debt Service Fund required to be made in order to pay the interest on and principal of all Junior Lien Bonds, including all net payments under Junior Lien Payment Agreements and all Junior Lien Reimbursement Obligations, when due;

(f) To make all required payments into any revenue bond redemption fund created to pay and secure the payment of the principal of and interest on any revenue bonds or short-term obligations of the City having a charge and lien upon Net Revenue subordinate to the lien thereon for the payment of the principal of and interest on the Parity Bonds and the Junior Lien Bonds; and

(g) Without priority, for any of the following purposes: to retire by redemption or purchase any outstanding revenue bonds or revenue obligations of the Light System; to make necessary additions, betterments, repairs, extensions, and replacements of the Light System; to pay City taxes or other payments in lieu of taxes payable from Gross Revenues; to make deposits to the Rate Stabilization Account; or for any other lawful Light System purpose.

Section 15. **Parity Bond Fund; Reserve Fund.** The special funds of the City known as the Parity Bond Fund and the Reserve Fund have been previously created and shall be maintained as special funds for the sole purpose of paying the principal (including redemption premium, if any) of and interest on the Parity Bonds as the same shall become due. The Director of Finance may create subfunds, accounts, or subaccounts in the Parity Bond Fund and the Reserve Fund to pay or secure the payment of Parity Bonds as long as the maintenance of such subfunds, accounts, or subaccounts does not conflict with the rights of the owners of the Parity Bonds. Principal (including redemption premium, if any) of and interest on the Parity Bonds shall be payable solely out of the Parity Bond Fund.

(a) **Required Payments Into the Parity Bond Fund and Reserve Fund.** So long as any Parity Bonds (including any Parity Payment Agreements) are outstanding, the City shall set aside and pay out of Net Revenue certain fixed amounts, without regard to any fixed proportion, namely:

(i) Into the Parity Bond Fund, on or prior to the respective dates on which such payments

shall become due and payable, an amount sufficient, together with other money on deposit therein, to pay the interest (including net payments due on Parity Payment Agreements) on and principal (including any Sinking Fund Requirements) of the Parity Bonds as the same shall become due; and

(ii) Into the Reserve Fund, an amount necessary to provide for the Reserve Fund Requirement within the time and manner required by this ordinance and the Bond Sale Terms.

To meet the required payments to be made into the Parity Bond Fund and the Reserve Fund, the Director of Finance may transfer any money from any funds or accounts of the City legally available therefor, except bond redemption funds, refunding escrow funds, or defeasance funds. The Director of Finance may provide for the purchase, redemption or defeasance of any Parity Bonds by the use of money on deposit in any subfund, account, or subaccount in the Parity Bond Fund or Reserve Fund, so long as the money remaining in those subfunds, accounts, or subaccounts is sufficient to satisfy the required deposits with respect to the remaining Parity Bonds.

(b) **Parity Bond Fund.** The Parity Bond Fund has been previously created for the sole purpose of paying the principal of and interest on the Parity Bonds as the same shall become due. Each Series of the Bonds designated as Parity Bonds shall be payable (including principal, Sinking Fund Requirements, redemption premium (if any), and interest) out of the Parity Bond Fund. Money in the Parity Bond Fund shall, to the fullest extent practicable and reasonable, be invested and reinvested at the direction of the Director of Finance solely in, and obligations deposited in such accounts shall consist of, Permitted Investments. Earnings on money and investments in the Parity Bond Fund shall be deposited in and used for the purposes of that fund.

(c) **Reserve Fund.** The Reserve Fund has been previously created for the purpose of securing the payment of the principal of and interest on all Parity Bonds (including all net payments due under any Parity Payment Agreements, if any). Money held in the Reserve Fund shall, to the fullest extent practicable and reasonable, be invested and reinvested at the direction of the Director of Finance solely in, and obligations deposited in such accounts shall consist of, Permitted Investments. Earnings on money and investments in the

Reserve Fund shall be deposited in that fund and credited against amounts required to be deposited therein until the Reserve Fund is fully funded, and thereafter such earnings shall be deposited in the Parity Bond Fund.

(i) **Reserve Fund Requirement.** The Bond Sale Terms for each Series of the Bonds shall establish the amount (if any) to be added to the aggregate Reserve Fund Requirement for such Series, and the method for providing for such incremental addition to the Reserve Fund deposit, subject to the following:

(A) In connection with the issuance of Future Parity Bonds, the City shall provide the amounts required for deposit into the Reserve Fund (1) at one time on the Issue Date, or (2) in periodic deposits of Net Revenue (or any other legally available source of funds), so that by five years from the date of such Future Parity Bonds there will have been paid into the Reserve Fund an amount that, together with the money already on deposit therein, will be at least equal to the Reserve Fund Requirement for the Parity Bonds scheduled to be outstanding at the end of that five-year period.

(B) The City may obtain one or more Alternate Reserve Securities for specific amounts required to be paid into the Reserve Fund. The amount available to be drawn upon under each such Alternate Reserve Security shall be credited against the amounts needed to satisfy the Reserve Fund Requirement. In the event of receipt of any notice of cancellation of an Alternate Reserve Security, the City shall (and, in preparation for the expiration of any such Alternate Reserve Security in accordance with its terms, the City may) either: (1) obtain a substitute Alternate Reserve Security in the amount necessary to satisfy the Reserve Fund Requirement on the date any such cancellation (or expiration) becomes effective, or (2) create a special account in the Light Fund and deposit therein amounts necessary to replace the Alternate Reserve Security upon its expiration or cancellation. In the case of receipt of a notice of cancellation, such periodic deposits are to be made on or before the 25th day of each of the 60 calendar months succeeding receipt of such notice, in an amount equal to 1/60th of the amount necessary (together with other money and investments then on deposit in the Reserve Fund) to satisfy the expected Reserve Fund Requirement on the date such cancellation shall become effective, taking into account scheduled redemptions of Parity Bonds and

disregarding any incremental additional amounts that may become necessary due to the issuance of Future Parity Bonds subsequent to the date of such notice of cancellation. Such amounts shall be transferred from Net Revenue available in the Light Fund after making provision for the required payments into the Parity Bond Fund, in accordance with Section 14. Amounts on deposit in such special account are preliminarily earmarked for the replacement of such Alternate Reserve Security and shall not be available to pay debt service on Parity Bonds or for any other purpose of the City, and shall be transferred to the Reserve Fund on the effective date of any cancellation or expiration of the Alternate Reserve Security to make up the deficiency caused thereby. In the event that the Reserve Fund is completely depleted and all Alternate Reserve Securities have been fully drawn, the amounts in that special account may be withdrawn and treated as Gross Revenues available to be used in accordance with the flow of funds set forth in Section 14. If and when a substitute Alternate Reserve Security having a sufficient value or policy limit is obtained, amounts held in that special account may be transferred back to the Light Fund and treated as Gross Revenues available to be used in accordance with the flow of funds set forth in Section 14.

(C) If the amount on deposit in the Reserve Fund is less than the Reserve Fund Requirement (taking into account the five-year period referred to in paragraph (A) of this subsection), the City shall transfer to the Reserve Fund money in an amount sufficient to restore the Reserve Fund to the Reserve Fund Requirement within 12 months after the date of such deficiency. The City shall transfer such amount first from Net Revenue available in accordance with the priority of payment in Section 14, and only thereafter from money in any construction fund or account established with respect to any issue of Parity Bonds, first taking money from the unrestricted portion thereof, then taking money from the restricted portion thereof. If the amount in the Reserve Fund is greater than the Reserve Fund Requirement, then and only then may the City withdraw such excess from the Reserve Fund and deposit such excess in the Light Fund.

(ii) **Use of Reserve Fund to Refund Parity Bonds.** If any Parity Bonds are to be refunded, the money set aside in the Reserve Fund to secure the payment of such Parity Bonds may be used to retire such

Parity Bonds, or may be transferred to any reserve fund or account which may be created to secure the payment of any bonds issued to refund such Parity Bonds, as long as the money left remaining in the Reserve Fund is at least equal, together with all Alternate Reserve Securities, to the Reserve Fund Requirement.

(iii) **Use of Reserve Fund to Pay Debt Service.** If the money in the Parity Bond Fund is insufficient to meet maturing installments of either interest on or principal of and interest on the Parity Bonds (including net amounts payable under any Parity Payment Agreements), such deficiency shall be made up from the Reserve Fund by the withdrawal of money or proceeds of Alternate Reserve Securities, as the case may be. Any deficiency created in the Reserve Fund by reason of any such withdrawal or claim against an Alternate Reserve Security shall then be made up out of Net Revenue or out of any other legally available funds of the City.

(iv) **Withdrawals From Reserve Fund.** Money in the Reserve Fund may be withdrawn by the City for any lawful purpose as long as the aggregate of any money and Alternate Reserve Securities remaining on deposit in the Reserve Fund is at least equal to the Reserve Fund Requirement for the Parity Bonds then outstanding. The City reserves the right to substitute one or more Alternate Reserve Securities for money previously deposited in the Reserve Fund and to withdraw such excess to the extent described in the preceding sentence. Any withdrawals from subaccounts within the Reserve Fund shall be made on a *pro rata* basis, except when the terms of an Alternate Reserve Security require all cash and investments in the Reserve Fund to be withdrawn before any draw or claim is made on the Alternate Reserve Security, or unless the City receives an opinion of Bond Counsel to the effect that such *pro rata* withdrawal is not required to maintain the federal tax benefits (if any) of any then outstanding Parity Bonds issued as Tax-Exempt Bonds or Tax Credit Subsidy Bonds. If multiple Alternate Reserve Securities are on deposit in the Reserve Fund, draws on such Alternate Reserve Securities shall be made on a *pro rata* basis.

Section 16. **Junior Lien Debt Service Fund.**

(a) **Use of Fund.** The Junior Lien Debt Service Fund has previously been created for the sole

purpose of paying the principal (including redemption premium, if any) of and interest on the Junior Lien Bonds as the same shall become due. The Junior Lien Debt Service Fund shall consist of a Principal and Interest Account and such additional subfunds, accounts, or subaccounts as the Director of Finance may find it necessary or convenient to create in order to pay or secure the payment of Junior Lien Bonds, as long as the maintenance of such subfunds, accounts, or subaccounts does not conflict with the rights of the owners of the Junior Lien Bonds or the Parity Bonds.

Each Series of the Bonds designated as Junior Lien Bonds shall be payable (including principal, Sinking Fund Requirements, redemption premium (if any), and interest) out of the Junior Lien Debt Service Fund. Money in the Junior Lien Debt Service Fund shall, to the fullest extent practicable and reasonable, be invested and reinvested at the direction of the Director of Finance solely in, and obligations deposited in such accounts shall consist of, Permitted Investments. Earnings on money and investments in the Junior Lien Debt Service Fund shall be deposited in and used for the purposes of that fund.

(b) **Required Payments Into the Junior Lien Debt Service Fund.** So long as any Junior Lien Bonds (including any Junior Lien Payment Agreements) are outstanding, the City shall set aside and pay out of Net Revenue certain fixed amounts, without regard to any fixed proportion, namely, into the Principal and Interest Account of the Junior Lien Debt Service Fund, on or prior to the respective dates on which such payments shall become due and payable, an amount sufficient, together with other money on deposit therein, to pay the interest on and the principal of the Junior Lien Bonds, including net payments due on Junior Lien Payment Agreements and all payments under Junior Lien Reimbursement Obligations, as the same shall become due. To meet the required payments to be made into the Junior Lien Debt Service Fund, the Director of Finance may transfer any money from any funds or accounts of the City legally available therefor, except the Parity Bond Fund, the Reserve Fund, other bond redemption funds, refunding escrow funds, or defeasance funds. The Director of Finance may provide for the purchase, redemption or defeasance of any Junior Lien Bonds by the use of money on deposit in any subfund, account, or subaccount in the Junior Lien Debt Service

Fund, so long as the money remaining in those subfunds, accounts, or subaccounts is sufficient to satisfy the required deposits with respect to the remaining Junior Lien Bonds.

Section 17. **Bond Covenants.**

(a) **Parity Bond Covenants.** The City covenants with the Owner of each Bond that is designated as a Parity Bond, for so long as such Bond remains outstanding, as follows:

(i) **Sale or Disposition of the Light System.**

(A) The City may dispose of all or substantially all of the Light System only if the City simultaneously causes all of the Parity Bonds to be, or be deemed to be, no longer outstanding.

(B) Except as provided below, the City will not dispose of any part of the Light System in excess of 5% of the value of the net utility plant of the Light System in service unless prior to such disposition: (1) there has been filed with the Director of Finance a certificate of a Professional Utility Consultant stating that such disposition will not impair the ability of the City to comply with the rate covenant set forth in Section 17(a)(ii), in which the Professional Utility Consultant may make those assumptions permitted in delivering a Parity Certificate under Section 18(a); or (2) provision is made for the payment, redemption or other retirement of a principal amount of Parity Bonds equal to the greater of the following amounts: (I) an amount which will be in the same proportion to the net principal amount of Parity Bonds then outstanding (defined as the total principal amount of Parity Bonds then outstanding less the amount of cash and investments in the Parity Bond Fund) that Gross Revenues for the twelve preceding months attributable to the part of the Light System being sold or disposed of bears to the total Gross Revenues for such period; or (II) an amount which will be in the same proportion to the net principal amount of Parity Bonds then outstanding that the book value of the part of the Light System being sold or disposed of bears to the book value of the entire Light System immediately prior to such sale or disposition.

(C) Notwithstanding the foregoing, the City may dispose of any portion of the Light System that has become unserviceable, inadequate, obsolete, worn out or unfit to be used, or no longer

necessary for, material to, or useful in the operation of the Light System.

(D) If the ownership of all or part of the Light System is transferred from the City through the operation of law, the City shall reconstruct or replace the transferred portion using any proceeds of the transfer unless the City Council determines that such reconstruction or replacement is not in the best interests of the City and the Owners of the Parity Bonds, in which case any proceeds shall be used to purchase, defease, or redeem Parity Bonds prior to maturity.

(ii) **Rates and Charges.** The City will establish from time to time and maintain such rates for electric energy as will maintain the Light System in sound financial condition and provide sufficient revenues to pay all Operating and Maintenance Expense, to pay into the Parity Bond Fund the amounts that are required by this ordinance to be applied to the payment of the principal of and interest on the Parity Bonds until the Parity Bonds shall have been paid in full, and to pay all bonds, warrants, and indebtedness for which any revenues of the Light System shall have been pledged.

(iii) **Operation and Maintenance of the Light System.** The City will operate the properties of the Light System in an efficient manner and at a reasonable cost; will maintain, preserve and keep, or cause to be maintained, preserved and kept, the properties of the Light System and every part and parcel thereof in good repair, working order and condition; and from time to time will make or cause to be made all necessary and proper repairs, renewals and replacements thereto so that at all times the business carried on in connection therewith will be properly and advantageously conducted.

(iv) **Books and Financial Statements.** The City will keep and maintain proper books of account for the Light System in accordance with generally accepted accounting principles applicable to governmental utilities; will generally adhere to the uniform system of accounts prescribed by the State Auditor's Office and the Federal Energy Regulatory Commission (if any); and will prepare, on or before 120 days after the end of each calendar year, *and, upon the Second Parity Covenant Date, on or before 180 days after the end of each calendar year*, annual financial statements showing reasonable detail, including a balance

sheet, an income statement, and a statement of cash flows or other such statement. Copies of such financial statements shall be placed on file in the office of the Director of Finance and shall be open to inspection at any reasonable time by any owner of any Parity Bonds. A copy of such financial statements shall be sent to any owner of Parity Bonds upon request in writing setting forth the name and address to which such financial statements may be sent.

(b) **Junior Lien Bond Covenants.** The City covenants with the Owner of each Bond that is designated as a Junior Lien Bond, for so long as such Bond remains outstanding, as follows:

(i) **Sale or Disposition of the Light System.** The City may dispose of all or substantially all of the Light System only if the City simultaneously causes all of the Junior Lien Bonds to be, or be deemed to be, no longer outstanding. The City will not dispose of any part of the Light System in excess of 5% of the value of the net utility plant of the Light System in service except upon compliance with the covenant set forth in Section 17(a)(i)(B), above. Notwithstanding the foregoing, the City may dispose of any portion of the Light System that has become unserviceable, inadequate, obsolete, worn out or unfit to be used, or no longer necessary, material to, or useful in the operation of the Light System.

(ii) **Rates and Charges.** The City will establish from time to time and maintain such rates for electric energy as will maintain the Light System in sound financial condition and provide sufficient revenues to pay all Operating and Maintenance Expense; to pay into the Parity Bond Fund the amounts that are required by this ordinance to be applied to the payment of the principal of and interest on the Parity Bonds until the Parity Bonds shall have been paid in full; to pay into the Junior Lien Debt Service Fund the amounts that are required by this ordinance to be paid into such fund, in accordance with the priority of payment set forth in Section 14, until the Junior Lien Bonds (including Junior Lien Payment Agreements and Junior Lien Reimbursement Obligations) shall have been paid in full; and to pay all other bonds, warrants, and indebtedness for which any revenues of the Light System shall have been pledged.

(iii) **Operation and Maintenance of the Light System.** The City will operate the properties

of the Light System in an efficient manner and at a reasonable cost; will maintain, preserve and keep, or cause to be maintained, preserved and kept, the properties of the Light System and every part and parcel thereof in good repair, working order and condition; and from time to time will make or cause to be made all necessary and proper repairs, renewals, and replacements thereto so that at all times the business carried on in connection therewith will be properly and advantageously conducted.

(iv) **Books and Financial Statements.** The City will keep and maintain proper books of account for the Light System in accordance with generally accepted accounting principles applicable to governmental utilities; will generally adhere to the uniform system of accounts prescribed by the State Auditor's Office and the Federal Energy Regulatory Commission (if any); and will prepare, on or before 180 days after the end of each calendar year, annual financial statements showing reasonable detail, including a balance sheet, an income statement, and a statement of cash flows or other such statement. Copies of such financial statements shall be placed on file in the office of the Director of Finance and shall be open to inspection at any reasonable time by any owner of any Junior Lien Bonds. A copy of such financial statements shall be sent to any owner of Junior Lien Bonds upon request in writing setting forth the name and address to which such financial statements may be sent.

Section 18. **Additional Bonds.**

(a) **Future Parity Bonds.** The City reserves the right to issue Future Parity Bonds (which term includes Parity Payment Agreements) for any lawful purpose of the City's Light System if the Parity Conditions are met and complied with as of the date of issuance of such Future Parity Bonds, or as of the effective date of the Parity Payment Agreement, as appropriate.

If the Parity Conditions are met and complied with, then payments into the Parity Bond Fund with respect to such Future Parity Bonds shall rank equally with the payments out of Net Revenue required to be made into the Parity Bond Fund by this ordinance. Nothing set forth herein shall prevent the City from (i) issuing revenue bonds or other obligations that are a charge upon Net Revenue junior and inferior to the

payments required to be made therefrom into the Parity Bond Fund for the payment of the Parity Bonds, provided that such subordinate bonds may not be subject to acceleration under any circumstances; or (ii) issuing Refunding Parity Bonds to refund maturing Parity Bonds of the City for the payment of which money is not otherwise available.

(i) **Parity Conditions.** The Parity Conditions are as follows:

(A) No deficiency may then exist in the Parity Bond Fund or in any of the accounts therein; and

(B) Provision must be made to satisfy the Reserve Fund Requirement for all Parity Bonds then outstanding plus any additional amount required in connection with the issuance and sale of the proposed Future Parity Bonds (if any) in accordance with Section 15(c); and

(C) There must be on file with the City a Parity Certificate as described in subsection (a)(ii), below. If the proposed Future Parity Bonds (or any portion thereof) are to be issued for the purpose of refunding outstanding Parity Bonds and the Annual Debt Service on the refunding portion of the proposed Future Parity Bonds is not more than \$5,000 greater than the Annual Debt Service on the Parity Bonds to be refunded thereby, then no Parity Certificate shall be required as to that portion issued for refunding purposes. If the requirements of the preceding sentence are not satisfied, Refunding Parity Bonds may alternatively be issued upon delivery of a Parity Certificate.

(ii) **Parity Certificate.** A Parity Certificate required by subsection (a)(i) may be provided by either the Director of Finance or by a Professional Utility Consultant, as follows:

(A) A Parity Certificate may be prepared by the Director of Finance, demonstrating that the amount of Adjusted Net Revenue in any 12 consecutive months out of the most recent 24 months preceding the delivery of the proposed series of Future Parity Bonds (the “Base Period”) was not less than 125% of Maximum Annual Debt Service in any future calendar year on all Parity Bonds then outstanding and the proposed series of Future Parity Bonds. For the purposes of a Parity Certificate delivered under this

subsection (A), the Director of Finance shall reflect in his or her certificate any adjustment in the rates, fees, and charges for the services of the Light System that will become effective at any time prior to or within six months after the delivery of the proposed Future Parity Bonds, by including in the amount of Adjusted Net Revenue the amount that he or she estimates would have been collected in the Base Period if such new rates, fees, and charges had been in effect for the entire Base Period.

(B) A Parity Certificate may be prepared by a Professional Utility Consultant, demonstrating that the amount of Adjusted Net Revenue (which may be further adjusted as provided in paragraphs (1) through (5) below) in any 12 consecutive months out of the most recent 24 months preceding the delivery of the proposed Series of Future Parity Bonds (the “Base Period”) is not less than 125% of the amount of Maximum Annual Debt Service on all Parity Bonds and the proposed series of Future Parity Bonds in any future calendar year on all Parity Bonds then outstanding and the proposed series of Parity Bonds. For the purposes of a certificate delivered under this subsection (a)(ii), Adjusted Net Revenue may be further adjusted by the Professional Utility Consultant using any or all of the following methods reflecting the conditions and requirements as may be appropriate to the circumstances:

(1) If the purpose for which the proposed Future Parity Bonds are being issued is to acquire operating electric utility properties having an earnings record, the Professional Utility Consultant shall estimate the effect on Adjusted Net Revenue for the Base Period of the acquisition of such electric utility properties and the integration thereof into the Light System, and shall further adjust Adjusted Net Revenue for the Base Period to give effect to such estimate. Any such estimate shall be based upon the operating experience and records of the City and upon any available financial statements and records relating to the earnings of such electric utility properties to be acquired.

(2) If any changes to rates, fees, or charges imposed by the City on sales of power, energy, or other services furnished by the Light System, which were not in effect during the entire Base Period, have been adopted by the City Council and are in effect on the date of sale of the proposed Future

Parity Bonds (or effective date of the proposed Parity Payment Agreement) or are to go into effect not later than 12 months after such date, the Professional Utility Consultant may, if such changes resulted in increases in such rates, fees, or charges, and shall, if such changes resulted in reductions in such rates, fees, or charges, further adjust Adjusted Net Revenue for the Base Period to reflect any change in such Adjusted Net Revenue that would have occurred if the changed rates, fees, or charges had been in effect during the entire Base Period.

(3) If the purpose for which the proposed Future Parity Bonds are being issued is to acquire or construct generation or transmission facilities required to furnish or make available to the Light System additional power and energy, or transmission facilities required to enable the City to sell additional power and energy, the Professional Utility Consultant may further adjust Adjusted Net Revenue for the Base Period by (I) deducting the amount of the estimated increase in Operating and Maintenance Expense resulting from the acquisition or construction of such facilities in their first year of full operation, (II) adding any additional revenues to be derived from the sale or transmission of such additional power and energy pursuant to executed power sales contracts, and (III) adding an amount equal to the estimated cost of the power and energy which would have been replaced or displaced by such facilities had such additional power and energy in excess of the power and energy to be sold pursuant to paragraph (2), above, been used in the Light System during the Base Period.

(4) If any customers were added to the Light System during the Base Period or thereafter (and prior to the date of the Professional Utility Consultant's certificate), Adjusted Net Revenue may be further adjusted as if such added customers were customers of the Light System during the entire Base Period.

(5) If extensions of or additions to the Light System (not described in paragraph (3) above) are in the process of construction on the date of the Professional Utility Consultant's certificate, or if the proceeds of the proposed Future Parity Bonds are to be used to acquire or construct extensions of or additions to the Light System (not described in paragraph (3) above), Adjusted Net Revenue

for the Base Period may be further adjusted by adding any additional revenues not included in the preceding paragraphs that will be derived from such additions and extensions, and deducting the estimated increase in Operating and Maintenance Expense resulting from such additions and extensions.

In rendering any Parity Certificate under this subsection (a)(ii)(B), the Professional Utility Consultant may rely upon the following documents, which shall be attached to the Parity Certificate: financial statements of the Light System, certified by the Director of Finance, showing income and expenses for the period upon which the same are based and a balance sheet as of the end of such period; financial statements certified by the Office of the State Auditor of the State (or any successor thereto); or financial statements certified by a certified public accountant for as much of such period as any examination by such accountant has been made and completed. If two or more of such statements are inconsistent with each other, the Professional Utility Consultant shall rely on the statements certified by the Director of Finance.

(b) **Future Junior Lien Bonds.** The City reserves the right to issue Future Junior Lien Bonds (which term includes Junior Lien Payment Agreements and Junior Lien Reimbursement Obligations) for any lawful purpose of the City's Light System if the Junior Lien Additional Bonds Test is met and complied with as of the date of issuance of such Future Junior Lien Bonds, or as of the effective date of the Junior Lien Payment Agreement or Junior Lien Reimbursement Obligation, as appropriate.

If the Junior Lien Additional Bonds Test is met and complied with, then payments into the Junior Lien Debt Service Fund with respect to such Future Junior Lien Bonds shall rank equally with the payments out of Net Revenue required to be made into the Junior Lien Debt Service Fund by this ordinance. Nothing set forth herein shall prevent the City from (i) issuing revenue bonds or other obligations that are a charge upon Net Revenue junior and inferior to the payments required to be made therefrom into the Junior Lien Debt Service Fund for the payment of the Junior Lien Bonds, provided that such subordinate bonds may not be subject to acceleration under any circumstances; or (ii) issuing Refunding Junior Lien Bonds for the purpose of refunding outstanding Junior Lien Bonds to fund or refund maturing Junior Lien Bonds of the City for the payment of

which money is not otherwise available.

(i) **Junior Lien Additional Bonds Test.** The Junior Lien Additional Bonds Test is as follows:

(A) No deficiency may then exist in the Junior Lien Debt Service Fund or in any of the accounts therein; and

(B) No default may have occurred that is then continuing with respect to any then outstanding Parity Bonds or Junior Lien Bonds; and

(C) There must be on file with the City a Junior Lien Coverage Certificate as described in subsection (b)(ii), below. If the proposed Future Junior Lien Bonds (or any portion thereof) are to be issued for the purpose of refunding outstanding Junior Lien Bonds and the Annual Debt Service on the refunding portion of the proposed Future Junior Lien Bonds is not more than \$5,000 greater than the Annual Debt Service on the Junior Lien Bonds to be refunded thereby, then no Junior Lien Coverage Certificate shall be required as to that portion issued for refunding purposes. If the requirements of the preceding sentence are not satisfied, Refunding Junior Lien Bonds may alternatively be issued upon delivery of a Junior Lien Coverage Certificate.

(ii) **Junior Lien Coverage Certificate.** A Junior Lien Coverage Certificate required by subsection (b)(i) may be provided by either the Director of Finance or by a Professional Utility Consultant, as follows:

(A) A Junior Lien Coverage Certificate may be prepared by the Director of Finance, demonstrating that the amount of Adjusted Net Revenue in any 12 consecutive months out of the most recent 24 months preceding the delivery of the proposed Series of Future Junior Lien Bonds (the “Base Period”) was not less than 115% of Maximum Annual Debt Service in any future calendar year on all Parity Bonds, Intermediate Lien Reimbursement Obligations (if any), and Junior Lien Bonds then outstanding plus the proposed Series of Future Junior Lien Bonds. For the purposes of a Junior Lien Coverage Certificate delivered

under this subsection (A), the Director of Finance shall reflect in his or her certificate any adjustment in the rates, fees, and charges for the services of the Light System that will become effective at any time prior to or within six months after the delivery of the proposed Future Junior Lien Bonds, by including in the amount of Adjusted Net Revenue the amount that he or she estimates would have been collected in the Base Period if such new rates, fees, and charges had been in effect for the entire Base Period.

(B) A Junior Lien Coverage Certificate may be prepared by a Professional Utility Consultant, demonstrating that the amount of Adjusted Net Revenue (which may be further adjusted as provided in subsection (a)(ii)(B)(1) through (5), above) in any 12 consecutive months out of the most recent 24 months preceding the delivery of the proposed Series of Future Junior Lien Bonds (the “Base Period”) not less than 115% of Maximum Annual Debt Service in any future calendar year on all Parity Bonds and Junior Lien Bonds then outstanding plus the proposed Series of Future Junior Lien Bonds.

Section 19. **Rate Stabilization Account.** The City may at any time deposit in the Rate Stabilization Account Net Revenue and any other money received by the Light System and available to be used therefor. Thereafter, the City may withdraw any or all of the money from the Rate Stabilization Account for inclusion in Adjusted Net Revenue for any applicable year of the City. Such deposits or withdrawals may be made up to and including the date 90 days after the end of the applicable year for which the deposit or withdrawal will be included as Adjusted Net Revenue.

Section 20. **Refunding or Defeasance of Bonds.**

(a) **Bonds Designated as Refundable Bonds.** Each Series of the Bonds is hereby designated as a Series of “Refundable Bonds” for purposes of the Omnibus Refunding Ordinance.

(b) **Refunding; Defeasance.** The City may issue refunding bonds pursuant to the laws of the State or use money available from any other lawful source (i) to pay when due the principal (including redemption premium, if any) of and interest on any Bond, or any portion thereof, included in a refunding or defeasance plan (the “Defeased Bonds”); (ii) to redeem and retire, release, refund, or defease the Defeased Bonds; and (iii) to

pay the costs of such refunding or defeasance. If money and/or Government Obligations maturing at a time or times and in an amount sufficient (together with known earned income from the investment thereof) to redeem and retire, release, refund, or defease the Defeased Bonds in accordance with their terms is set aside in a special trust fund or escrow account irrevocably pledged to such redemption, retirement or defeasance (the “Trust Account”), then all right and interest of the Owners of the Defeased Bonds in the covenants of this ordinance and in Net Revenue and the funds and accounts pledged to the payment of such Defeased Bonds, other than the right to receive the funds so set aside and pledged, thereafter shall cease and become void. Such Owners thereafter shall have the right to receive payment of the principal or redemption price of and interest on the Defeased Bonds from the Trust Account. After establishing and fully funding such a Trust Account, the Defeased Bonds shall be deemed no longer outstanding and the Director of Finance may then apply any money in any other fund or account established for the payment or redemption of the Defeased Bonds to any lawful purpose.

(c) **Notice of Defeasance or Refunding.** Unless otherwise specified in the applicable Bond Documents, notice of refunding or defeasance shall be given, and selection of Bonds for any partial refunding or defeasance shall be conducted, in the manner set forth in this ordinance for the redemption of Bonds.

(d) **Annual Debt Service Calculation Adjustments for Defeased Bonds.** If the refunding or defeasance plan provides (i) that the Defeased Bonds (or the refunding bonds issued to redeem those Defeased Bonds) are to be secured by money and/or Government Obligations pending the redemption of the Defeased Bonds, and (ii) that certain money and/or Government Obligations are pledged irrevocably for the redemption of the Defeased Bonds, then only the debt service on such Bonds as are not Defeased Bonds (and any refunding bonds, the payment of which is not so secured by the refunding plan) shall be included in the calculation of Annual Debt Service.

Section 21. **Federal Tax Matters.** The Bond Documents may include such additional terms and covenants relating to federal tax matters as the Director of Finance deems necessary or appropriate, including

the following:

(a) **Tax-Exempt Bonds.** For each Series of the Bonds issued as Tax-Exempt Bonds, the City covenants that it will take all actions, consistent with the terms of such Series as set forth in this ordinance and the applicable Bond Documents, that are reasonably within its power and necessary to prevent interest on that Series from being included in gross income for federal income tax purposes. The City further covenants that it will neither take any action nor make or permit any use of gross proceeds of that Series (or other funds of the City treated as gross proceeds of that Series) at any time during the term of such Series that will cause interest on such Series to be included in gross income for federal income tax purposes. The City also covenants that, to the extent the arbitrage rebate requirement of Section 148 of the Code is applicable to any Series issued as Tax-Exempt Bonds, it will take all actions necessary to comply (or to be treated as having complied) with that requirement in connection with that Series (including the calculation and payment of any penalties that the City may elect to pay as an alternative to calculating rebatable arbitrage and the payment of any other penalties if required under Section 148 of the Code) to prevent interest on such Series from being included in gross income for federal income tax purposes.

(b) **Taxable Bonds; Tax Credit Subsidy Bonds.** For each Series of the Bonds issued as Taxable Bonds or as Tax Credit Subsidy Bonds, the Director of Finance is authorized to make provision in the Bonds and other Bond Documents, to execute additional written agreements, and to make additional covenants on behalf of the City, all as he or she may deem necessary or appropriate in order to obtain, maintain, and administer such tax status. In the case of Tax Credit Subsidy Bonds, such additional covenants and agreement may include (without limiting the generality of the foregoing) those necessary in order for the City (i) to receive from the United States Treasury the applicable Tax Credit Subsidy Payments in respect of such Tax Credit Subsidy Bonds, and (ii) to ensure that such Series otherwise becomes and remains eligible for tax benefits under the Code.

Section 22. **Official Statement; Continuing Disclosure.**

(a) **Preliminary Official Statement.** The Director of Finance and other appropriate City officials are directed to cause the preparation of and review the form of a preliminary official statement in connection with each sale of one or more Series to the public. For the sole purpose of the Purchaser's compliance with paragraph (b)(1) of Rule 15c2-12, the Director of Finance is authorized to deem that preliminary official statement final as of its date, except for the omission of information permitted to be omitted by Rule 15c2-12. The City approves the distribution to potential purchasers of the Bonds of a preliminary official statement that has been deemed final in accordance with this subsection.

(b) **Final Official Statement.** The City approves the preparation of a final official statement for each sale of one or more Series to be sold to the public in the form of the preliminary official statement, with such additions, modifications and amendments as the Director of Finance deems necessary or desirable, and further authorizes the Director of Finance to execute and deliver such final official statement to the Purchaser. The City authorizes and approves the distribution by the Purchaser of that final official statement to purchasers and potential purchasers of the Bonds.

(c) **Undertaking to Provide Continuing Disclosure.** To meet the requirements of paragraph (b)(5) of Rule 15c2-12, as applicable to a participating underwriter for a Series of the Bonds, the Director of Finance is authorized to execute a written Continuing Disclosure Agreement with respect to that Series, in substantially the form attached as Exhibit B.

Section 23. **Supplemental or Amendatory Bond Documents.** This ordinance and the other applicable Bond Documents for any Series of the Bonds may not be supplemented or amended in any respect subsequent to the Issue Date of such Series, except in accordance with and subject to the provisions of this section.

(a) **Amendments Without Bond Owners' Consent.** From time to time and at any time, without the consent of or notice to the owners of any Parity Bonds or Junior Lien Bonds, the City may supplement or amend the Bond Documents applicable to any Series of the Bonds for any of the purposes set forth in this

subsection (a). Any such supplement or amendment may be passed, adopted, or otherwise approved in writing by the City, without requiring the consent of the registered owners of any Parity Bonds or Junior Lien Bonds, but may become effective only upon receipt by the City of an opinion of Bond Counsel to the effect that such supplement or amendment is permitted by the terms of this ordinance. The City shall deliver a copy of any such supplement or amendment to each Rating Agency prior to its passage, adoption, or approval (as applicable) by the City. The types of supplements and amendments permitted under this subsection (a) are as follows:

(i) To add to any Parity Bond Documents (or to any Junior Lien Bond Documents, as applicable) additional covenants and agreements that do not adversely affect the interests of the owners of any Parity Bonds (or, as to Junior Lien Bond Documents, the interests of the owners of any Junior Lien Bonds) then outstanding, or to surrender any right or power reserved to or conferred upon the City in any Bond Documents.

(ii) To cure any ambiguities or to cure, correct, or supplement any defective provision in any Bond Documents, in regard to matters or questions arising under such Bond Documents, as the City may deem necessary or desirable and not inconsistent with this ordinance, and which do not materially adversely affect the interests of the owners of any Parity Bonds or Junior Lien Bonds then outstanding.

(iii) To make such changes as may be necessary to permit the Bonds to be held in registered certificate form or in Book-Entry Form, as the case may be, and to make similar amendments or modifications of a technical nature.

(b) **Amendments Permitted Upon Bond Owners' Consent.**

(i) **Parity Bond Documents.** With the consent of the registered owners representing not less than 60% in aggregate principal amount of the Parity Bonds then outstanding, the City may pass, adopt, or otherwise provide its written approval of any supplement or amendment to add to, change, or eliminate any provision of the Bond Documents applicable to a Series of the Bonds designated as Parity Bonds in any manner other than a supplement or amendment effecting a change described in subsection (c)(i).

(ii) **Junior Lien Bond Documents.** With the consent of the registered owners representing

not less than 60% in aggregate principal amount of the Junior Lien Bonds then outstanding, the City may pass, adopt, or otherwise approve in writing any supplement or amendment to add to, change, or eliminate any provision of the Bond Documents applicable to a Series of the Bonds designated as Junior Lien Bonds in any manner other than a supplement or amendment effecting a change described in subsection (c)(ii).

(c) Amendments Prohibited Except Upon Unanimous Consent.

(i) Amendments to Parity Bond Documents. Nothing contained in this section shall permit or be construed as permitting an amendment or supplement that would:

(A) Except upon consent from the registered owners of or on behalf of all Parity Bonds so affected, extend the fixed maturity of any Parity Bond, reduce the rate of interest on any Parity Bond (other than a change in interest rate permitted under the applicable Parity Bond Documents then in effect), extend the times of payment of interest from their respective due dates, reduce the principal amount of any Parity Bond, or reduce any redemption premium; or

(B) Except upon consent from the registered owners of or on behalf of all of the Parity Bonds then outstanding, reduce the percentage of ownership required under subsection (b)(i), above, to approve any supplement or amendment.

(ii) Amendments to Junior Lien Bond Documents. Nothing contained in this section shall permit or be construed as permitting an amendment or supplement that would:

(A) Except upon consent from the registered owners of or on behalf of all Junior Lien Bonds so affected, extend the fixed maturity of any Junior Lien Bond, reduce the rate of interest on any Junior Lien Bond (other than a change in interest rate permitted under the applicable Junior Lien Bond Documents then in effect), extend the times of payment of interest from their respective due dates, reduce the principal amount of any Junior Lien Bond, or reduce any redemption premium; or

(B) Except upon consent from the registered owners of or on behalf of all of the Junior Lien Bonds then outstanding, reduce the percentage of ownership required under subsection (b)(ii),

above, to approve any supplement or amendment.

(d) **Notice and Consents.** If at any time the City passes, adopts, or otherwise approves in writing a supplement or amendment for any of the purposes requiring consent under subsection (b) or (c) of this section, it shall provide a notice to each registered owner and to each Rating Agency briefly summarizing the nature of the proposed supplement or amendment and stating that a copy of such supplement or amendment is on file at the office of the City Clerk. It shall not be necessary to obtain consent to or approval of the particular form of any proposed supplement or amendment, but it shall be sufficient if the consent shall approve the substance thereof. For purposes of determining whether consents representing the requisite percentage of principal amount of Parity Bonds or Junior Lien Bonds have been obtained, the Accreted Value of Capital Appreciation Bonds shall be deemed to be the principal amount.

(e) **Effect of Amendment or Supplement.** Upon the effective date of any amendment or supplement to any Bond Documents, such Bond Documents shall be deemed to be amended and modified in accordance with such amendment or supplement. Thereafter, the respective rights, duties, and obligations of the City under the applicable Bond Documents shall be determined, exercised, and enforced subject in all respects to such supplement or amendments, and all the terms and conditions of any such supplement or amendment shall be deemed to be a part of the terms and conditions of those Bond Documents for any and all purposes. The effective dates of such amendments and supplements shall be as follows:

(i) An amendment and supplement permitted under subsection (a) shall become effective immediately upon (A) the passage, adoption, or other approval of such amendment or supplement (or upon the effective date of such document as stated therein, if any), and (B) the delivery of the required opinion of Bond Counsel stating that such amendment or supplement is permitted under this ordinance.

(ii) A supplement or amendment permitted under subsection (b) or (c) shall become effective on the date on which the City has received the written consents of the requisite percentage of registered owners. If the requisite percentage of registered owners of Parity Bonds or Junior Lien Bonds, as applicable, have given

their consent to any such amendment or supplement, no owner of any Bond shall have any right (i) to object to the passage, adoption, or approval of such supplement or amendment, (ii) to object to any of the terms and provisions contained therein or the operation thereof, (iii) in any manner to question the propriety of the passage, adoption, or approval thereof, (iv) to enjoin or restrain the City, or any authorized official thereof, from passing, adopting, or otherwise approving the same, or (v) to enjoin or restrain the City, any authorized official thereof, or the Bond Registrar from taking any action pursuant to the provisions thereof.

(f) **Notation on Bonds.** Any Bonds executed and delivered after the effective date of any amendment or supplement that is passed, adopted, or otherwise approved in writing pursuant to this section may include a notation as to any matter provided for in such amendment or supplement. The City may, in its discretion, prepare and deliver replacement bonds, modified to reflect any such amendment or supplement, to the registered owner(s) thereof upon surrender of the original bonds for cancellation.

Section 24. **Defaults and Remedies.**

(a) **Parity Bond Events of Default.** Each of the following shall constitute an Event of Default with respect to the Bonds designated as Parity Bonds, except as set forth in subsection (c) of this section:

(i) If a default is made in the payment of the principal (including Sinking Fund Requirements and any redemption premium thereon, if any) of or interest on any Parity Bond when the same shall become due and payable; or

(ii) If the City defaults in the observance and performance of any other of the Parity Bond covenants, conditions, or agreements on the part of the City set forth in this ordinance or the applicable Parity Bond Documents (except as otherwise provided herein or in such Parity Bond Documents) and such default or defaults shall have continued for a period of six months (the “cure period”) after the City shall have received from the registered owners of not less than 25% in principal amount of the Parity Bonds then outstanding (or from a Bond Owners’ Trustee duly appointed as set forth in subsection (e), below) a written notice specifying and demanding the cure of such default. However, if such default is one that cannot be completely remedied

within the cure period, it shall not be an Event of Default with respect to the Parity Bonds, so long as the City has taken active steps within the cure period to remedy the default and is diligently pursuing such remedy.

(b) **Junior Lien Bond Events of Default.** Each of the following shall constitute an Event of Default with respect to the Bonds designated as Junior Lien Bonds, except as set forth in subsection (c) of this section:

(i) If a default is made in the payment of the principal (including Sinking Fund Requirements and any redemption premium thereon, if any) of or interest on any Junior Lien Bond when the same shall become due and payable; or

(ii) If the City defaults in the observance and performance of any other of the Junior Lien Bond covenants, conditions, or agreements on the part of the City set forth in this ordinance or the applicable Junior Lien Bond Documents (except as otherwise provided herein or in such Junior Lien Bond Documents) and such default or defaults shall have continued for a period of six months (the “cure period”) after the City shall have received from the registered owners of not less than 25% in principal amount of the Junior Lien Bonds then outstanding (or from a Bond Owners’ Trustee duly appointed as set forth in subsection (e), below) a written notice specifying and demanding the cure of such default. However, if such default is one which cannot be completely remedied within the cure period, it shall not be an Event of Default with respect to the Bonds as long as the City has taken active steps within the cure period to remedy the default and is diligently pursuing such remedy.

(c) **Exceptions.** Notwithstanding anything in this section to the contrary, the failure of the City or any obligated person to comply with a Continuing Disclosure Agreement shall not constitute an Event of Default, and the sole remedy of any holder of any Parity Bond or Junior Lien Bond, as applicable, shall be to seek an order of specific performance from an appropriate court to compel the City to comply with the Continuing Disclosure Agreement. For purposes of determining whether an Event of Default has occurred and is continuing with respect to the rate covenant set forth in Section 17(a)(ii) or (b)(ii), if such covenant is met for

any fiscal year, it shall be deemed to have been met for all prior fiscal years.

(d) **Remedies; No Acceleration.** In the case of a Parity Bond Event of Default, an owner of a Parity Bond shall have the remedies set forth in Section 10 and in the applicable Parity Bond Documents. *Upon the Second Parity Covenant Date, the rights and remedies of the owners from time to time of Parity Bonds shall be limited by subsection (e), below.* In the case of a Junior Lien Bond Event of Default, the owner of a Junior Lien Bond shall have the remedies set forth in Section 10 and in the applicable Junior Lien Bond Documents, as limited by subsection (e), below. Nothing contained in this ordinance shall, in any event or under any circumstance, be deemed to authorize the acceleration of the maturity of principal on the Bonds, and the remedy of acceleration is expressly denied to the registered owners of the Bonds under any circumstances including, without limitation, upon the occurrence and continuance of an Event of Default.

(e) **Bond Owners' Trustee.** *The provisions of this subsection shall become effective with respect to Parity Bonds only upon the Second Parity Covenant Date.* The provisions of this subsection shall become effective immediately with respect to Bonds issued as Junior Lien Bonds. A Bond Owners' Trustee appointed in the manner provided in this section, and each successor thereto, is declared to be a trustee for all of the owners of the Parity Bonds (in the case of a Parity Bond Event of Default) or the owners of the Junior Lien Bonds (in the case of a Junior Lien Bond Event of Default), as applicable, and is empowered to exercise all the rights and powers herein conferred on the Bond Owners' Trustee.

(i) **Appointment of Bond Owners' Trustee; Removal.** Upon the occurrence and continuance of an Event of Default described in subsection (a) of this section, the registered owners of 25% in principal amount of the then outstanding Parity Bonds (or upon the occurrence and continuance of an Event of Default described in subsection (b) of this section, the registered owners of 25% in principal amount of the then outstanding Junior Lien Bonds, if such default is one described in subsection (b) of this section) may appoint a Bond Owners' Trustee by an instrument or concurrent instruments in writing signed by such registered owners (or by their duly authorized attorneys-in-fact) and delivered to such Bond Owners' Trustee, with notification of

such appointment given to the City. That appointment shall become effective immediately upon acceptance thereof by the Bond Owners' Trustee. The entity acting as Bond Owners' Trustee may be removed at any time, and a successor Bond Owners' Trustee may be appointed, by the registered owners of more than 50% in principal amount of the Parity Bonds (in the case of a Parity Bond Event of Default) or 50% in principal amount of the Junior Lien Bonds (in the case of a Junior Lien Bond Event of Default), as applicable, by an instrument or concurrent instruments in writing signed and acknowledged by such registered owners or by their duly authorized attorneys-in-fact.

(ii) **Cure of Event of Default.** If the Bond Owners' Trustee furnishes to the City a certificate stating that, in its sole judgment, an Event of Default that has occurred has been cured, such Event of Default shall be conclusively deemed to be cured, and the City, the Bond Owners' Trustee, and the registered owners of the Parity Bonds or Junior Lien Bonds, as applicable, shall be restored to the same rights and position which they would have held if no Event of Default had occurred.

(iii) **Suits at Law or in Equity.** Upon the occurrence of an Event of Default and during the continuance thereof, the Bond Owners' Trustee in its discretion may (and, upon the written request of the registered owners of not less than 25% in principal amount of the Parity Bonds (or Junior Lien Bonds, as applicable) then outstanding, shall) take such steps and institute such suits, actions, or other proceedings, all as it may deem appropriate for the protection and enforcement of the rights of the registered owners of the Parity Bonds (or Junior Lien Bonds, as applicable), to collect any amounts due and owing to or from the City, or to obtain other appropriate relief, and may enforce the specific performance of any covenant, agreement or condition contained in this ordinance or set forth in any of the applicable Bond Documents.

Any action, suit or other proceedings instituted by the Bond Owners' Trustee hereunder shall be brought in its name as the Bond Owners' Trustee and all such rights of action upon or under any of the Parity Bonds or the provisions of this ordinance may be enforced by the Bond Owners' Trustee without the possession of any of those Parity Bonds and without the production of the same at any trial or proceedings relative thereto except

where otherwise required by law.

(iv) **Effect of Appointment of Bond Owners' Trustee.** Any suit, action, or proceeding instituted by the Bond Owners' Trustee shall be brought for the ratable benefit of all of the owners of the Parity Bonds (or Junior Lien Bonds, as applicable), subject to the provisions of this ordinance. The respective owners, by taking and holding the same, shall be conclusively deemed irrevocably to appoint the Bond Owners' Trustee the true and lawful trustee of the respective owners, with authority to institute any such action, suit or proceeding; to receive as trustee and deposit in trust any sums becoming distributable on account of those Parity Bonds; to execute any paper or documents for the receipt of money; and to do all acts with respect thereto that the owner himself or herself might have done in person. Nothing herein shall be deemed to authorize or empower the Bond Owners' Trustee to consent to accept or adopt, on behalf of any owner of the Parity Bonds, any plan of reorganization or adjustment affecting the Parity Bonds (or Junior Lien Bonds, as applicable) or any right of any registered owner thereof, or to authorize or empower the Bond Owners' Trustee to vote the claims of the registered owners thereof in any receivership, insolvency, liquidation, bankruptcy, reorganization or other proceeding to which the City is a party.

(v) **Bond Owners' Direction of Proceedings.** By an instrument or concurrent instruments in writing executed and delivered to the Bond Owners' Trustee, the owners of more than 50% in aggregate principal amount of the Parity Bonds (or Junior Lien Bonds, as applicable) then outstanding shall be entitled to control and direct the enforcement of all rights and remedies granted to the owners (or the Bond Owners' Trustee for the benefit of the owners) under the applicable Parity Bond Documents. Notwithstanding the foregoing, the Bond Owners' Trustee shall have the right to decline to follow any such direction which in the opinion of the Bond Owners' Trustee, in reasonable reliance on advice of counsel, would be unjustly prejudicial to owners not parties to such direction.

(vi) **Limitation on Remedies; Limitations on Individual Actions.** It is understood and intended that no owner of a Parity Bond, in the case of a Parity Bond Event of Default (or owner of a Junior

Lien Bond, in the case of a Junior Lien Bond Event of Default) shall have any right in any manner whatever by its action to affect, disturb, or prejudice the security pledged in this ordinance or the rights of any other owners, or to enforce any right under the applicable Bond Documents or applicable law except in the manner provided in this section, and that all proceedings at law or in equity to enforce any such right shall be instituted, had, and maintained in the manner herein provided and for the equal and ratable benefit and protection of all owners of the Parity Bonds (or Junior Lien Bonds, as applicable), subject to the provisions of this ordinance.

(vii) **Limitations on Individual Actions.** No owner of a Parity Bond (or Junior Lien Bond, as applicable) shall have any right to institute any action, suit or proceeding at law or in equity for the enforcement of same unless (A) such owner previously shall have given to the Bond Owners' Trustee written notice of the occurrence of an Event of Default; (B) the owners of more than 50% in aggregate principal amount of the then outstanding Parity Bonds (in the case of a Parity Bond Event of Default) or 50% in aggregate principal amount of the then outstanding Junior Lien Bonds (in the case of a Junior Lien Bond Event of Default) shall have made a written request to the Bond Owners' Trustee to exercise the powers granted above or to institute such suit, action, or proceeding in its own name; (C) such owners shall have tendered to the Bond Owners' Trustee reasonable indemnity against the costs, expenses and liabilities to be incurred in compliance with such request; and (D) the Bond Owners' Trustee shall have refused or omitted to comply with such request for a period of 60 days after such written request shall have been received by, and said tender of indemnity shall have been made to, the Bond Owners' Trustee. The conditions set forth in (A) through (D) in the preceding sentence are hereby declared to be conditions precedent to the exercise by any owner of a Parity Bond (in the case of a Parity Bond Event of Default) or owner of a Junior Lien Bond (in the case of a Junior Lien Bond Event of Default) of any remedy under the applicable Bond Documents or under applicable law.

(viii) **Duties and Obligations of Bond Owners' Trustee.** The Bond Owners' Trustee shall not be liable except for the performance of such duties as are specifically set forth herein. During any period in which an Event of Default has occurred and is continuing as to the Parity Bonds (or the Junior Lien Bonds, as

applicable) the Bond Owners' Trustee shall exercise such of the rights and powers vested in it hereby, and shall use the same degree of care and skill in its exercise, as a prudent person would exercise or use under the circumstances in the conduct of his or her own affairs. The Bond Owners' Trustee shall have no liability for any act or omission to act hereunder except for the Bond Owners' Trustee's own negligent action, its own negligent failure to act or its own willful misconduct. The duties and obligations of the Bond Owners' Trustee shall be determined solely by the express provisions of this ordinance, and no implied powers, duties or obligations of the Bond Owners' Trustee shall be read into this ordinance. The Bond Owners' Trustee shall not be required to expend or risk its own funds or otherwise incur individual liability in the performance of any of its duties or in the exercise of any of its rights or powers as the Bond Owners' Trustee, except as may result from its own negligent action, its own negligent failure to act or its own willful misconduct. The fees and expenses of the Bond Owners' Trustee shall be borne by the owners of the Parity Bonds (or Junior Lien Bonds, as applicable) and not by the City. A Bond Owners' Trustee may require such security and indemnity as may be reasonable against the costs, expenses and liabilities that may be incurred in the performance of its duties. The Bond Owners' Trustee shall not be bound to recognize any person as a registered owner of any Parity Bond (or Junior Lien Bond, as applicable) until his or her title thereto, if disputed, has been established to its reasonable satisfaction. The Bond Owners' Trustee may consult with counsel, and the opinion of such counsel shall be full and complete authorization and protection in respect of any action taken or suffered by it hereunder in good faith and in accordance with the opinion of such counsel. The Bond Owners' Trustee shall not be answerable for any neglect or default of any person, firm or corporation employed and selected by it with reasonable care.

Section 25. **General Authorization.** In addition to the specific authorizations in this ordinance, the Mayor and the Director of Finance and each of the other appropriate officers of the City are each authorized and directed to do everything as in his or her judgment may be necessary, appropriate, or desirable in order to carry out the terms and provisions of, and complete the transactions contemplated by, this ordinance. In particular and without limiting the foregoing:

(a) The Director of Finance, in his or her discretion and without further action by the City Council, (i) may issue requests for proposals to provide underwriting services or financing facilities (including, without limitation, Qualified Insurance, a Qualified Letter of Credit, or other credit support or liquidity facility) and may execute engagement letters and other agreements with underwriters and other financial institutions (including providers of liquidity or credit support) based on responses to such requests; (ii) may select and make decisions regarding the Bond Registrar, fiscal or paying agents, and any Securities Depository for each Series of the Bonds; (iii) may take any and all actions necessary or convenient to provide for the conversion of interest rate modes for any Series in accordance with the applicable Bond Documents; and (iv) may take such actions on behalf of the City as are necessary or appropriate for the City to designate, qualify, or maintain the tax-exempt treatment with respect to any Series issued as Tax-Exempt Bonds, to receive from the United States Treasury the applicable Tax Credit Subsidy Payments in respect of any Series issued as Tax Credit Subsidy Bonds, and to otherwise receive any other federal tax benefits relating to any Series of the Bonds that are available to the City; and

(b) Each of the Mayor and the Director of Finance are each separately authorized to execute and deliver (i) any and all contracts or other documents as are consistent with this ordinance and for which the City's approval is necessary or to which the City is a party (including but not limited to agreements with escrow agents, refunding or defeasance trustees, liquidity or credit support providers, providers of Qualified Insurance or Alternate Reserve Securities, remarketing agents, underwriters, lenders or other financial institutions, fiscal or paying agents, Qualified Counterparties, custodians, and the Bond Registrar); and (ii) such other contracts or documents incidental to the issuance and sale of any Series of the Bonds; the establishment of the interest rate or rates on a Bond; or the conversion, tender, purchase, remarketing, or redemption of a Bond, as may in the judgment of the Mayor or Director of Finance, as applicable, be necessary or appropriate.

Section 26. **Severability**. The provisions of this ordinance are declared to be separate and severable. If a court of competent jurisdiction, all appeals having been exhausted or all appeal periods having run, finds

any provision of this ordinance to be invalid or unenforceable as to any person or circumstance, such offending provision shall, if feasible, be deemed to be modified to be within the limits of enforceability or validity. However, if the offending provision cannot be so modified, it shall be null and void with respect to the particular person or circumstance, and all other provisions of this ordinance in all other respects, and the offending provision with respect to all other persons and all other circumstances, shall remain valid and enforceable.

Section 27. **Ratification of Prior Acts**. Any action taken consistent with the authority of this ordinance after its passage but prior to its effective date is ratified, approved and confirmed.

Section 28. **Section Headings**. Section headings in this ordinance are used for convenience only and shall not constitute a substantive portion of this ordinance.

Section 29. **Effective Date**. This ordinance shall take effect and be in force 30 days after its approval by the Mayor, but if not approved and returned by the Mayor within ten days after presentation, it shall take effect as provided by Seattle Municipal Code Section 1.04.020.

Passed by the City Council the _____ day of _____, 2020, and signed by me in open session in authentication of its passage this _____ day of _____, 2020.

President _____ of the City Council

Approved by me this _____ day of _____, 2020.

Jenny A. Durkan, Mayor

Filed by me this _____ day of _____, 2020.

Monica Martinez Simmons, City Clerk

(Seal)

Exhibits:

Exhibit A - Outstanding Parity Bonds

Exhibit B - Form of Continuing Disclosure Agreement

EXHIBIT A

OUTSTANDING PARITY BONDS

Issue Name	Dated Date	Original Par Amount	Bond Legislation		
			New Money Ord.	Refunding Ord.	Bond Sale Res.
Municipal Light and Power Revenue Bonds, 2010A (Taxable Build America Bonds – Direct Payment)	5/26/2010	\$181,625,000	Ord. 123169	- -	Res. 31213
Municipal Light and Power Revenue Bonds, 2010C (Taxable Recovery Zone Economic Development Bonds – Direct Payment)	5/26/2010	\$13,275,000	Ord. 123169	- -	Res. 31213
Municipal Light and Power Improvement and Refunding Revenue Bonds, 2011A	2/8/2011	\$296,315,000	Ord. 123483	Ord. 121941 (as amended by Ord. 122838)	Res. 31263
Municipal Light and Power Improvement Revenue Bonds, 2011B (Taxable New Clean Renewable Energy Bonds – Direct Payment)	2/8/2011	\$10,000,000	Ord. 123483	Ord. 121941 (as amended by Ord. 122838)	Res. 31263
Municipal Light and Power Improvement and Refunding Revenue Bonds, 2012A	7/17/2012	\$293,280,000	Ord. 123752	Ord. 121941 (as amended by Ord. 122838)	Res. 31390
Municipal Light and Power Improvement Revenue Bonds, 2012C (Taxable New Clean Renewable Energy Bonds – Direct Payment)	7/17/2012	\$43,000,000	Ord. 123752	- -	Res. 31390
Municipal Light and Power Improvement and Refunding Revenue Bonds, 2013	7/9/2013	\$190,755,000	Ord. 124045	Ord. 121941 (as amended by Ord. 122838)	Res. 31456
Municipal Light and Power Improvement and Refunding Revenue Bonds, 2014	11/05/2014	\$265,210,000	Ord. 124336	Ord. 124335 (amending and restating Ord. 121941)	Res. 31552
Municipal Light and Power Revenue Bonds, 2015A	7/9/2015	\$171,850,000	Ord. 124633	- -	Res. 31592
Municipal Light and Power Revenue Bonds, 2016A (Taxable New Clean Renewable Energy Bonds – Direct Payment)	01/28/2016	\$31,870,000	Ord. 124916	- -	Res. 31646

Issue Name	Dated Date	Original Par Amount	Bond Legislation		
			New Money Ord.	Refunding Ord.	Bond Sale Res.
Municipal Light and Power Refunding Revenue Bonds, 2016B	01/28/2016	\$116,875,000	Ord. 124916	Ord. 124335 (amending and restating Ord. 121941) as amended by Ord. 124916	Res. 31646
Municipal Light and Power Improvement and Refunding Revenue Bonds, 2016C	09/28/2016	\$160,815,000	Ord. 124916	Ord. 124335 (amending and restating Ord. 121941) as amended by Ord. 124916	Res. 31707
Municipal Light and Power Improvement and Refunding Revenue Bonds, 2017C	09/28/2017	\$385,530,000	Ord. 125298	Ord. 124335 (amending and restating Ord. 121941) as amended by Ord. 124916	Res. 31771
Municipal Light and Power Improvement Revenue Bonds, 2018, Series A	07/19/2018	\$263,755,000	Ord. 125459	--	--
Municipal Light and Power Refunding Revenue Bonds, 2018B-1 (SIFMA Index), 2018B-2 (SIFMA Index), 2018C-1 (SIFMA Index) and 2018C-2 (SIFMA Index)	09/04/2018	\$198,760,000	--	Ord. 125460	--
Municipal Light and Power Improvement Revenue Bonds, 2019, Series A	10/15/2019	\$210,540,000	125711	--	--
Municipal Light and Power Refunding Revenue Bonds, 2019, Series B	11/05/2019	\$140,275,000	--	125460	--
Municipal Light and Power Improvement Revenue Bonds, 2020, Series A	8/5/2020	\$198,305,000	125987	--	--

EXHIBIT B

FORM OF CONTINUING DISCLOSURE AGREEMENT

The City of Seattle, Washington (the “City”) makes the following written undertaking (the “Undertaking”) for the benefit of the Owners of the City’s Municipal Light and Power Revenue Bonds, [Year] [Series] (the “Bonds”), for the sole purpose of assisting the underwriter for the Bonds in meeting the requirements of paragraph (b)(5) of Rule 15c2-12 (the “Rule”), as applicable to a participating underwriter for the Bonds. Capitalized terms used but not defined below shall have the meanings given in Ordinance _____ (the “Bond Ordinance”).

(a) Undertaking to Provide Annual Financial Information and Notice of Listed Events.

The City undertakes to provide or cause to be provided, either directly or through a designated agent, to the Municipal Securities Rulemaking Board (the “MSRB”), in an electronic format as prescribed by the MSRB, accompanied by identifying information as prescribed by the MSRB:

(i) Annual financial information and operating data regarding the Municipal Light and Power System (the “Light System”) of the type included in the final official statement for the Bonds and described in subsection (b) of this section (“annual financial information”). The timely filing of unaudited financial statements shall satisfy the requirements and filing deadlines pertaining to the filing of annual financial statements under subsection (b), provided that audited financial statements are to be filed if and when they are otherwise prepared and available to the City.

(ii) Timely notice (not in excess of 10 business days after the occurrence of the event) of the occurrence of any of the following events with respect to the Bonds: (1) principal and interest payment delinquencies; (2) non-payment related defaults, if material; (3) unscheduled draws on debt service reserves reflecting financial difficulties; (4) unscheduled draws on credit enhancements reflecting financial difficulties; (5) substitution of credit or liquidity providers, or their failure to perform; (6) adverse tax opinions, the issuance by the Internal Revenue Service of proposed or final determinations of taxability, Notice of Proposed Issue (IRS Form 5701 – TEB) or other material notices

1 or determinations with respect to the tax status of the Bonds, or other material events affecting the tax
2 status of the Bonds; (7) modifications to rights of holders of the Bonds, if material; (8) Bond calls
3 (other than scheduled mandatory redemptions of Term Bonds), if material, and tender offers;
4 (9) defeasances; (10) release, substitution, or sale of property securing repayment of the Bonds, if
5 material; (11) rating changes; (12) bankruptcy, insolvency, receivership or similar event of the City, as
6 such “Bankruptcy Events” are defined in the Rule; (13) the consummation of a merger, consolidation,
7 or acquisition involving the City or the sale of all or substantially all of the assets of the City other than
8 in the ordinary course of business, the entry into a definitive agreement to undertake such an action or
9 the termination of a definitive agreement relating to any such actions, other than pursuant to its terms,
10 if material; (14) appointment of a successor or additional trustee or the change of name of a trustee, if
11 material; (15) incurrence of a financial obligation of the City, if material, or agreement to covenants,
12 events of default, remedies, priority rights, or other similar terms of a financial obligation of the City,
13 any of which affect holders of the Bonds, if material; and (16) any default, event of acceleration,
14 termination event, modification of terms, or other similar event under the terms of a financial obligation
15 of the City, any of which reflect financial difficulties.

16 For purposes of this Undertaking, the term “financial obligation” shall mean a debt
17 obligation; derivative instrument entered into in connection with, or pledged as security or a source of
18 payment for, an existing or planned debt obligation; or a guarantee of either a debt obligation or a
19 derivative instrument entered into in connection with, or pledged as security or a source of payment
20 for, an existing or planned debt obligation. The term “financial obligation” does not include municipal
21 securities as to which a final official statement has been provided to the MSRB consistent with the
22 Rule.

23 (iii) Timely notice of a failure by the City to provide required annual financial
24 information on or before the date specified in subsection (b) of this section.

1 (b) Type of Annual Financial Information Undertaken to be Provided. The annual
2 financial information and operating data that the City undertakes to provide in subsection (a) of this
3 section:

4 (i) Shall consist of (1) annual financial statements of the Light System prepared in
5 accordance with applicable generally accepted accounting principles applicable to governmental units
6 (except as otherwise noted therein), as such principles may be changed from time to time and as
7 permitted by applicable state law; (2) a statement of outstanding Parity Bonds, Junior Lien Bonds (if
8 any), and any other bonded indebtedness secured by Net Revenue of the Light System; (3) debt service
9 coverage ratios for the then-Outstanding Parity Bonds, Junior Lien Bonds (if any) and any other bonded
10 indebtedness secured by Net Revenue of the Light System; (4) sources of Light System power and the
11 MWh produced by those sources; and (5) the average number of customers, revenues, and energy sales
12 by customer class;

13 (ii) Shall be provided not later than the last day of the ninth month after the end of
14 each fiscal year of the City (currently, a fiscal year ending December 31), as such fiscal year may be
15 changed as required or permitted by state law, commencing with the City's fiscal year ending
16 December 31, 20__; and

17 (iii) May be provided in a single document or multiple documents, and may be
18 incorporated by specific reference to documents available to the public on the Internet website of the
19 MSRB or filed with the Securities and Exchange Commission.

20 (c) Amendment of Undertaking. This Undertaking is subject to amendment after the
21 primary offering of the Bonds without the consent of any Owner or holder of any Bond, or of any
22 broker, dealer, municipal securities dealer, participating underwriter, rating agency or the MSRB,
23 under the circumstances and in the manner permitted by the Rule, including:

1 (i) The amendment may only be made in connection with a change in
2 circumstances that arises from a change in legal requirements, change in law, or change in the identity,
3 nature, or status of the City, or type of business conducted by the City;

4 (ii) The Undertaking, as amended, would have complied with the requirements of
5 the Rule at the time of the primary offering, after taking into account any amendments or interpretations
6 of the Rule, as well as any change in circumstances; and

7 (iii) The amendment does not materially impair the interests of holders, as
8 determined either by parties unaffiliated with the City (e.g., bond counsel or other counsel familiar
9 with federal securities laws), or by an approving vote of bondholders pursuant to the terms of the Bond
10 Ordinance at the time of the amendment.

11 The City will give notice to the MSRB of the substance (or provide a copy) of any amendment
12 to this Undertaking and a brief statement of the reasons for the amendment. If the amendment changes
13 the type of annual financial information to be provided, the annual financial information containing
14 the amended financial information will include a narrative explanation of the effect of that change on
15 the type of information to be provided.

16 (d) Beneficiaries. This Undertaking shall inure to the benefit of the City and any Owner
17 of Bonds, and shall not inure to the benefit of or create any rights in any other person.

18 (e) Termination of Undertaking. The City's obligations under this Undertaking shall
19 terminate upon the legal defeasance, prior redemption, or payment in full of all of the Bonds. In
20 addition, the City's obligations under this Undertaking shall terminate if those provisions of the Rule
21 that require the City to comply with this Undertaking become legally inapplicable in respect of the
22 Bonds for any reason, as confirmed by an opinion of nationally recognized bond counsel or other
23 counsel familiar with federal securities laws delivered to the City, and the City provides timely notice
24 of such termination to the MSRB.

1 (f) Remedy for Failure to Comply with Undertaking. As soon as practicable after the City
2 learns of any material failure to comply with this Undertaking, the City will proceed with due diligence
3 to cause such noncompliance to be corrected. No failure by the City or other obligated person to comply
4 with this Undertaking shall constitute a default in respect of the Bonds. The sole remedy of any Owner
5 of a Bond shall be to take such actions as that Owner deems necessary, including seeking an order of
6 specific performance from an appropriate court, to compel the City or other obligated person to comply
7 with this Undertaking.

8 (g) Designation of Official Responsible to Administer Undertaking. The Director of
9 Finance of the City (or such other officer of the City who may in the future perform the duties of that
10 office) or his or her designee is the person designated, in accordance with the Bond Ordinance, to carry
11 out this Undertaking of the City in respect of the Bonds set forth in this section and in accordance with
12 the Rule, including, without limitation, the following actions:

13 (i) Preparing and filing the annual financial information undertaken to be
14 provided;

15 (ii) Determining whether any event specified in subsection (a)(ii) has occurred,
16 assessing its materiality, where necessary, with respect to the Bonds, and preparing and disseminating
17 any required notice of its occurrence;

18 (iii) Determining whether any person other than the City is an “obligated person”
19 within the meaning of the Rule with respect to the Bonds, and obtaining from such person an
20 undertaking to provide any annual financial information and notice of listed events for that person in
21 accordance with the Rule;

22 (iv) Selecting, engaging and compensating designated agents and consultants,
23 including but not limited to financial advisors and legal counsel, to assist and advise the City in carrying
24 out this Undertaking; and

25 (v) Effecting any necessary amendment of the Undertaking.

SUMMARY and FISCAL NOTE*

Department:	Dept. Contact/Phone:	CBO Contact/Phone:
FAS/City Light	Michael Van Dyck / 4-8347 Kirsty Grainger / 4-3713	S. Reddy 5-1232 G. Shiring 6-4085

** Note that the Summary and Fiscal Note describes the version of the bill or resolution as introduced; final legislation including amendments may not be fully described.*

1. BILL SUMMARY

Legislation Title: AN ORDINANCE relating to the electric system of The City of Seattle; adopting a system or plan of additions and betterments to and extensions of the existing municipal light and electric power generation, transmission, and distribution system of the City; authorizing the issuance and sale of municipal light and power revenue bonds for the purposes of providing funds to pay part of the cost of carrying out that system or plan, providing for the reserve fund requirement (if any), and paying the costs of issuance of the bonds; providing parameters for the bond sale terms including conditions, covenants, and other sale terms; describing the lien of the bonds and authorizing their issuance as either senior lien parity bonds or junior lien bonds; and ratifying and confirming certain prior acts.

Summary and background of the Legislation: This legislation provides the legal authorization to issue up to \$200 million of bonds in 2021 to fund a portion of capital expenditures for Seattle City Light's system, as set forth by the 2020-2025 capital plan. This legislation also authorizes up to \$150 million of additional borrowing for potential debt optimization. Debt optimization involves replacing high interest debt with low interest debt to reduce overall interest costs – without increasing the debt burden or extending the term of outstanding debt.

Although the budget, capital plan and rates make specific assumptions about the use of debt financing for a certain share of the capital program, separate authorization for the issuance of bonds is technically required.

A City Light bond sale for \$200 million of fixed rate debt is anticipated to occur in August 2021. The bond proceeds combined with internally generated funds will support City Light's capital program for about one year. The bond proceeds will also be used to make a deposit to the bond reserve fund and to pay issuance costs. Bonds would have a maximum maturity of 30 years. No debt service payments are expected in 2021.

Major projects supported by the bond issue include: Boundary Licensing Mitigation, Alaskan Way Viaduct and Seawall Replacement Utility Relocations and the replacement of overhead and underground distribution equipment. For further information about City Light's capital projects, please see the 2020-2025 capital plan.

4. OTHER IMPLICATIONS

- a. **Does this legislation affect any departments besides the originating department?**
This legislation affects FAS, who coordinates the issuance of the bonds.
- b. **Is a public hearing required for this legislation?**
No
- c. **Does this legislation require landlords or sellers of real property to provide information regarding the property to a buyer or tenant?**
No
- d. **Is publication of notice with *The Daily Journal of Commerce* and/or *The Seattle Times* required for this legislation?**
No
- e. **Does this legislation affect a piece of property?**
No
- f. **Please describe any perceived implication for the principles of the Race and Social Justice Initiative. Does this legislation impact vulnerable or historically disadvantaged communities? What is the Language Access plan for any communications to the public?**
None/No
- g. **If this legislation includes a new initiative or a major programmatic expansion: What are the specific long-term and measurable goal(s) of the program? How will this legislation help achieve the program's desired goal(s).**
No

List attachments/exhibits below: None



Legislation Text

File #: CB 119922, **Version:** 1

CITY OF SEATTLE

ORDINANCE _____

COUNCIL BILL _____

AN ORDINANCE relating to the drainage and wastewater system of The City of Seattle; amending Ordinance 125454, as amended by Ordinance 125712, to increase the authorized principal amount of drainage and wastewater revenue bonds to be issued for the purposes of paying all or part of the cost of carrying out the system or plan of additions and betterments to and extensions of the existing drainage and wastewater system; extending the initial authorization date of those bonds; and ratifying and confirming certain prior acts.

WHEREAS, by Ordinance 125454, passed on November 20, 2017, The City of Seattle, Washington (the “City”), provided for the issuance of not to exceed \$210,000,000 principal amount of Drainage and Wastewater System Bonds (the “Bonds”) for the purposes of paying all or part of the cost of carrying out the Plan of Additions, providing for the Reserve Requirement for the Parity Bonds, and issuing and selling the Bonds; and

WHEREAS, by Ordinance 125712, passed on November 19, 2018, the City amended Ordinance 125454 (as amended, the “Amended 2018 DWW Bond Ordinance”), to increase the authorized principal amount of drainage and wastewater revenue bonds in order to take advantage of a loan made available from the U.S. Environmental Protection Agency through the Water Infrastructure Finance and Innovation Act (“WIFIA”) program, and made certain other necessary technical amendments to take advantage of the WIFIA Program; and

WHEREAS, on April 24, 2020, the City issued its \$192,181,651 par amount Drainage and Wastewater System Improvement Revenue Bond, 2020A (Ship Canal Water Quality Project - N18106WA) to evidence the loan from the WIFIA Program and \$157,818,349 remains available for issuance under the Amended

2018 DWW Bond Ordinance; and

WHEREAS, the City deems it desirable to further amend the Amended Ordinance to increase the authorized principal amount of drainage and wastewater revenue bonds and to extend the date by which such bonds must be issued; NOW THEREFORE,

BE IT ORDAINED BY THE CITY OF SEATTLE AS FOLLOWS:

Section 1. **Definitions.** The definitions of capitalized terms set forth in the recitals to this ordinance are incorporated by this reference. The meaning of capitalized terms used and not otherwise defined in this ordinance shall be as set forth in Ordinance 125454, as amended by Ordinance 125712 (the “Amended 2018 DWW Bond Ordinance”).

Section 2. **Amendment to Section 2 of the Amended 2018 DWW Bond Ordinance.** Section 2 of Ordinance 125454, last amended by Ordinance 125712, is amended as follows:

Section 2. **Adoption of Plan of Additions.** The City specifies, adopts and orders the Plan of Additions to be carried out as generally provided for in the documents comprising the Plan of Additions. The estimated cost of the Plan of Additions, as near as may be determined, is declared to be \$1,279,666,000, of which approximately ((
~~\$350,000,000~~)) \$500,000,000 is expected to be financed from proceeds of the Bonds and investment earnings thereon.

Section 3. **Amendments to Section 5 of the Amended 2018 DWW Ordinance.** Section 5 of Ordinance 125454, last amended by Ordinance 125712, is amended as follows: **Section 5. Appointment of Designated Representative; Bond Sale Terms.**

(a) **Designated Representative.** The Director of Finance is appointed to serve as the City’s designated representative in connection with the issuance and sale of the Bonds in accordance with RCW 39.46.040(2) and this ordinance.

(b) **Parameters for Bond Sale Terms.** The Director of Finance is authorized to

approve, on behalf of the City, Bond Sale Terms for the sale of the Bonds in one or more Series, and, in connection with each such sale, to execute a Bond Purchase Contract (which, in the case of a Series sold to the United States Environmental Protection Agency (“US EPA”), may be in the form of a loan agreement with the US EPA under the Water Infrastructure Finance and Innovation Act (“WIFIA”) program, or, in the case of a Series sold at competitive sale, a Pricing Certificate) confirming the Bond Sale Terms and such related agreements as may be necessary or desirable, consistent with the following parameters:

(i) **Maximum Principal Amount.** The maximum aggregate principal amount of all Series of the Bonds authorized by this ordinance is not to exceed \$~~((350))~~ 500 million.

(ii) **Date or Dates.** Each Bond shall be dated its Issue Date, as determined by the Director of Finance. The initial Issue Date (without restricting any conversion or reissuance date with respect to a Series of Variable Interest Rate Bonds and without restricting the dates of any draws on any Series of the Bonds structured as draw-down obligations) may be no later than December 31, ~~((2021))~~ 2023.

(iii) **Denominations.** The Bonds shall be issued in Authorized Denominations.

(iv) **Interest Rate(s).** Each Bond shall bear interest from its Issue Date or from the most recent date to which interest has been paid or duly provided, whichever is later, unless otherwise provided in the Bond Documents. Each Series of the Bonds shall bear interest at one or more fixed interest rates or at Variable Interest Rates. The net interest cost for any fixed rate Series may not exceed a rate of 10% per annum. The Bond Documents for any Series may provide for multiple interest rates and interest rate modes,

and may provide conditions and mechanisms for the Director of Finance to effect a conversion from one mode to another. Nothing in this ordinance shall be interpreted to prevent the Bond Documents for any Series from including a provision for adjustments to interest rates during the term of the Series upon the occurrence of certain events specified in the applicable Bond Documents.

(v) **Payment Dates.** Interest shall be payable on dates acceptable to the Director of Finance. Principal shall be payable on dates acceptable to the Director of Finance, which shall include payment at the maturity of each Bond, in accordance with any Sinking Fund Requirements applicable to Term Bonds, and otherwise in accordance with any redemption or tender provisions.

(vi) **Final Maturity.** Each Bond shall mature no later than 40 years after its Issue Date.

(vii) **Redemption Prior to Maturity.** The Bond Sale Terms may include redemption and tender provisions, as determined by the Director of Finance in his or her discretion, consistent with Section 8 and subject to the following:

(A) **Optional Redemption.** The Director of Finance may designate any Bond as subject to optional redemption prior to its maturity. Any Tax-Exempt Bond that is subject to optional redemption prior to maturity must be callable on at least one or more dates occurring not more than 10½ years after the Issue Date, consistent with Section 8(a).

(B) **Mandatory Redemption.** The Director of Finance may designate any Bond as a Term Bond, subject to mandatory redemption prior to its maturity on the dates and in principal payment amounts set forth in Sinking Fund Requirements, consistent with Section 8(b).

(C) **Extraordinary Redemptions.** The Director of Finance may designate any Bond as subject to extraordinary optional redemption or extraordinary mandatory redemption upon the occurrence of an extraordinary event, as such event or events may be set forth in the applicable Bond Documents, consistent with Section 8(c).

(D) **Tender Options.** The Director of Finance may designate any Variable Interest Rate Bond as subject to tender options, as set forth in the applicable Bond Documents.

(viii) **Price.** The Director of Finance may approve in the Bond Sale Terms an aggregate purchase price for each Series of the Bonds that is, in his or her judgment, the price that produces the most advantageous borrowing cost for the City, consistent with the parameters set forth herein and in any applicable bid documents.

(ix) **Other Terms and Conditions.**

(A) **Expected Life of Capital Facilities.** As of the Issue Date of each Series, the Director of Finance must additionally find to his or her satisfaction that the average expected life of the capital facilities to be financed with the proceeds (or allocable share of proceeds) of that Series must exceed the weighted average maturity of such Series (or share thereof) allocated to financing those capital facilities.

(B) **Parity Conditions Satisfied.** As of the Issue Date of each Series, the Director of Finance must find that the Parity Conditions have been met or otherwise satisfied, so that such Series is permitted to be issued as Parity Bonds.

(C) **Additional Terms, Conditions, and Agreements.** The Bond Sale Terms for any Series may provide for Bond Insurance, a Reserve Security, Qualified Letter of Credit, credit enhancement, or for any other Payment Agreement as the Director of Finance may find necessary or desirable. The Bond Sale Terms for any Series may

provide for multiple interest rate modes and may include provisions for conversion from any interest rate mode to any other mode. To that end, the Bond Sale Terms may include such additional terms, conditions, and covenants as may be necessary or desirable, including but not limited to: restrictions on investment of Bond proceeds and pledged funds (including any escrow established for the defeasance of the Bonds), provisions for the conversion of interest rate modes, provisions for the reimbursement of a credit enhancement provider or Qualified Counterparty, and requirements to give notice to or obtain the consent of a credit enhancement provider or a Qualified Counterparty. The Director of Finance is authorized to execute, on behalf of the City, such additional certificates and agreements as may be necessary or desirable to reflect such terms, conditions, and covenants. In addition and without limiting any of the foregoing, the Bond Purchase Agreement setting forth the Bond Sale Terms for any one or more Series of the Bonds may take the form of a WIFIA Loan Agreement with the US EPA and may provide for such additional terms, conditions and covenants as may be required by US EPA and as are not inconsistent with other provisions of this ordinance.

(D) Reserve Requirement. The Bond Sale Terms must establish whether the Series is to be treated as Covered Parity Bonds and must establish the method of providing for the Reserve Requirement, consistent with Section 15.

(E) Tax Status of the Bonds. The Director of Finance may determine that any Series of the Bonds may be designated or qualified as Tax-Exempt Bonds, Taxable Bonds or Tax Credit Subsidy Bonds, consistent with Section 22.

Section 4. **General Authorization.** In addition to the specific authorizations in this ordinance, the Mayor and the Director of Finance and each of the other appropriate officers of the City are each authorized and directed to do everything as in his or her judgment may be necessary, appropriate, or desirable in order to

carry out the terms and provisions of, and complete the transactions contemplated by, this ordinance.

Section 5. **Severability**. The provisions of this ordinance are declared to be separate and severable. If a court of competent jurisdiction, all appeals having been exhausted or all appeal periods having run, finds any provision of this ordinance to be invalid or unenforceable as to any person or circumstance, such offending provision shall, if feasible, be deemed to be modified to be within the limits of enforceability or validity. However, if the offending provision cannot be so modified, it shall be null and void with respect to the particular person or circumstance, and all other provisions of this ordinance in all other respects, and the offending provision with respect to all other persons and all other circumstances, shall remain valid and enforceable.

Section 6. **Ratification of Prior Acts**. Actions taken consistent with this ordinance, after its passage but prior to the effective date, are ratified, approved, and confirmed.

Section 7. **Section Headings**. Section headings in this ordinance are used for convenience only and shall not constitute a substantive portion of this ordinance.

Section 8. **Effective Date**. This ordinance shall take effect and be in force 30 days after its approval by the Mayor, but if not approved and returned by the Mayor within ten days after presentation, it shall take effect as provided by Seattle Municipal Code Section 1.04.020.

Passed by the City Council the _____ day of _____, 2020, and signed by me in open session in authentication of its passage this _____ day of _____, 2020.

President _____ of the City Council

Approved by me this _____ day of _____, 2020.

Jenny A. Durkan, Mayor

Filed by me this _____ day of _____, 2020.

Monica Martinez Simmons, City Clerk

(Seal)

SUMMARY and FISCAL NOTE*

Department:	Dept. Contact/Phone:	CBO Contact/Phone:
FAS/SPU	M. Van Dyck / 4-8347 M. Coe / 3-7905	S. Reddy / 5-1232 A. Iyengar 4-0716

** Note that the Summary and Fiscal Note describes the version of the bill or resolution as introduced; final legislation including amendments may not be fully described.*

1. BILL SUMMARY

Legislation Title: AN ORDINANCE relating to the drainage and wastewater system of The City of Seattle; amending Ordinance 125454, as amended by Ordinance 125712, to increase the authorized principal amount of drainage and wastewater revenue bonds to be issued for the purposes of paying all or part of the cost of carrying out the system or plan of additions and betterments to and extensions of the existing drainage and wastewater system; extending the initial authorization date of those bonds; and ratifying and confirming certain prior acts.

Summary and background of the Legislation:

This legislation amends Ordinance 125454 and 125712 by increasing borrowing authority for the Drainage and Wastewater Fund for the purposes of financing the Capital Improvement Program and for potential defeasance/optimization purposes. Debt optimization involves replacing high interest debt with low interest debt to reduce overall interest costs – without increasing the debt burden or extending the term of outstanding debt.

Although the budget, capital plan and rates make specific assumptions about the use of debt financing for a certain share of the capital program, separate authorization for the issuance of bonds is technically required.

A Drainage and Wastewater bond sale for \$500 million of fixed rate debt is anticipated to occur in mid-2021. This include \$350 million of new money (of which \$192 million was already issued in the form of an EPA Water Infrastructure Finance and Innovation Act loan) and up to \$150 million for debt optimization. The bond proceeds combined with internally generated funds will support the Drainage and Wastewater capital program for about one year. The bond proceeds will also be used to make a deposit to the bond reserve fund and to pay issuance costs. Bonds would have a maximum maturity of 30 years. No debt service payments are expected in 2021. Debt optimization involves replacing high interest debt with low interest debt to reduce overall interest costs – without increasing the debt burden or extending the term of outstanding debt.

Major projects supported by the bond issue include: combined sewer overflows, rehabilitation, flooding and sewer backups, and projects related to Move Seattle. For further information about the Drainage and Wastewater capital projects, please see the 2020-2025 capital plan.

4. OTHER IMPLICATIONS

- a. **Does this legislation affect any departments besides the originating department?**
This legislation affects FAS, who coordinates the issuance of the bonds.
- b. **Is a public hearing required for this legislation?**
No
- c. **Does this legislation require landlords or sellers of real property to provide information regarding the property to a buyer or tenant?**
No
- d. **Is publication of notice with *The Daily Journal of Commerce* and/or *The Seattle Times* required for this legislation?**
No
- e. **Does this legislation affect a piece of property?**
No
- f. **Please describe any perceived implication for the principles of the Race and Social Justice Initiative. Does this legislation impact vulnerable or historically disadvantaged communities? What is the Language Access plan for any communications to the public?**
None/No
- g. **If this legislation includes a new initiative or a major programmatic expansion: What are the specific long-term and measurable goal(s) of the program? How will this legislation help achieve the program's desired goal(s).**
No

List attachments/exhibits below: None



Legislation Text

File #: CB 119923, **Version:** 1

CITY OF SEATTLE

ORDINANCE _____

COUNCIL BILL _____

AN ORDINANCE relating to the drainage and wastewater system of The City of Seattle; providing for the defeasance of the claim or lien of certain of the City's outstanding drainage and wastewater system revenue bonds and payment of the administrative costs of such defeasance; providing for and authorizing the purchase of certain obligations and for the use and application of the money derived from those investments; authorizing the execution of a defeasance trust agreement to establish a defeasance escrow; authorizing the call for redemption prior to their maturity of those outstanding bonds that are to be defeased; and ratifying and confirming certain prior acts.

WHEREAS, The City of Seattle (the "City") owns, maintains, and operates a system of sanitary sewerage and storm and surface water drainage as part of Seattle Public Utilities (the "Drainage and Wastewater System"), which Drainage and Wastewater System has from time to time required various additions, improvements, betterments, and extensions; and

WHEREAS, the City has previously authorized and issued, and may from time to time in the future authorize and issue, drainage and wastewater system revenue bonds having a charge and lien on the Net Revenue of the Drainage and Wastewater System prior and superior to any other charges whatsoever ("Parity Bonds"), which are designated as defeasible under this ordinance (the "Defeasible Bonds"); and

WHEREAS, it is advantageous to the City and its ratepayers to provide for the application of available Net Revenue or other available funds (other than proceeds of Tax-Advantaged Bonds) to defease outstanding Defeasible Bonds whenever the Director of Finance determines that such defeasance will achieve a long-term cost savings or other benefit to the City or its ratepayers, all as permitted under chapter 39.53 RCW; and

WHEREAS, the City has determined that it is in the best interest of the City and its ratepayers to authorize,

subject to the provisions of this ordinance, the Director of Finance to carry out the defeasance and redemption of all or any portion of the Defeasible Bonds and to pay the administrative costs of carrying out the defeasance of those Defeasible Bonds; and

WHEREAS, pursuant to the authority delegated in this ordinance, the Director of Finance from time to time will receive, review and adopt a plan (a “Defeasance Plan”) to defease selected maturities (or partial maturities) of certain series of those Defeasible Bonds, which selected series and maturities (or partial maturities) will be identified in the Defeasance Plan and to carry out the defeasance and redemption of any Defeasible Bonds as the Director of Finance may deem in the best interests of the City and its ratepayers; NOW, THEREFORE,

BE IT ORDAINED BY THE CITY OF SEATTLE AS FOLLOWS:

Section 1. **Definitions.** As used in this ordinance, the following capitalized terms shall have the meanings set forth below:

“**Acquired Obligations**” means Government Obligations maturing or having guaranteed redemption prices at the option of the holder at such time or times as may be required to provide funds sufficient to carry out the Defeasance Plan, and satisfying the requirements of the Defeased Bond Documents relating to the Defeased Bonds included in that Defeasance Plan. For purposes of this definition, eligible “Government Obligations” for inclusion in a Defeasance Plan shall be determined in accordance with the applicable Defeased Bond Documents.

“**Bond Counsel**” means a lawyer or a firm of lawyers, selected by the City, of nationally recognized standing in matters pertaining to bonds issued by states and their political subdivisions.

“**City**” means The City of Seattle, Washington, a municipal corporation duly organized and existing under the laws of the State.

“**City Council**” means the City Council of the City, as duly and regularly constituted from time to time.

“**Code**” means the Internal Revenue Code of 1986, or any successor thereto, as it has been and may be

amended from time to time, and regulations thereunder.

“Defeasance Plan” means the plan approved by the Director of Finance pursuant to the delegation set forth herein to accomplish the defeasance and redemption of the identified Defeasible Bonds. Each Defeasance Plan must identify the maturities (or partial maturities) and series of Defeasible Bonds to be defeased and redeemed thereby, and must provide for their defeasance and/or redemption, substantially as follows, with such additional detail and adjustments to be set forth in the Defeasance Trust Agreement as the Director of Finance may deem necessary or desirable:

(a) The City shall deposit available Net Revenue of the Drainage and Wastewater System, and such other money (other than proceeds of Tax-Advantaged Bonds) as may be included in the plan by the Director of Finance, into a defeasance escrow or trust account held by the Defeasance Trustee;

(b) Upon receipt of a certification or verification by a certified public accounting firm or financial advisor that the amounts deposited with it will be sufficient to accomplish the defeasance and redemption as described in such Defeasance Trust Agreement, the Defeasance Trustee shall invest such escrow deposits in the Acquired Obligations specified therein (unless directed in the Defeasance Trust Agreement to hold such deposits uninvested) and shall establish a beginning cash balance; and

(c) As further directed in the Defeasance Trust Agreement, the Defeasance Trustee shall apply the amounts received as interest on and maturing principal of such Acquired Obligations (together with any cash balance in the defeasance trust account) to call, pay, and redeem those Defeasible Bonds on the dates and times identified in the plan, and (if so directed) to pay the administrative costs of carrying out the foregoing.

If the Director of Finance serves as the Defeasance Trustee, the Director of Finance shall approve a written Defeasance Plan (which need not be set forth in a Defeasance Trust Agreement) providing that the escrow funds are to be held separate and apart from all other funds of the City and are to be applied substantially as set forth above.

“Defeasance Trust Agreement” means an escrow or trust agreement between the City and a

Defeasance Trustee as described in Section 3(d) of this ordinance.

“Defeasance Trustee” means the Director of Finance, or a financial institution selected by the Director of Finance, serving in the capacity of Defeasance Trustee or escrow agent under a Defeasance Trust Agreement.

“Defeased Bond Documents” means (a) the ordinance(s) authorizing the issuance of the Defeased Bonds; (b) the authenticated bond form; and (c) the written agreement(s) setting forth the terms, conditions, or covenants pursuant to which such bond was issued and sold, as set forth in any one or more of the following (if any): (i) a sale resolution, (ii) a bond purchase contract (as defined in the applicable authorizing ordinance), (iii) a bond indenture or a fiscal agent or paying agent agreement (other than the State fiscal agency contract), and (iv) a direct purchase or continuing covenant agreement.

“Defeased Bonds” means those Defeasible Bonds identified in a Defeasance Plan in accordance with this ordinance.

“Defeasible Bonds” means each series of Parity Bonds that have been designated, or may in the future be designated, as defeasible under this ordinance, including: (a) each series of Outstanding Parity Bonds listed in Exhibit A; and (b) each series of Future Parity Bonds designated by the City as Defeasible Bonds.

“Director of Finance” means the Director of the Finance Division of the Department of Finance and Administrative Services of the City, or any other officer who succeeds to substantially all of the responsibilities of that office.

“Drainage and Wastewater Fund” means the fund created by Ordinance 84390 and later renamed by Ordinance 114155, into which is paid the Gross Revenue of the Drainage and Wastewater System.

“Drainage and Wastewater System” means the drainage and wastewater system of the City, including the sanitary sewerage and storm and surface water drainage systems, as it now exists (except properties, interests, and rights under the jurisdiction of the City’s Parks and Recreation Department, Seattle Center Department, Seattle Public Utilities Water System, City Light Department, and Department of Finance and Administrative Services), and all additions thereto and betterments and extensions thereof at any time made,

together with any utility systems of the City hereafter combined with the Drainage and Wastewater System. The Drainage and Wastewater System shall not include any separate utility system that may be created, acquired or constructed by the City as provided in the Defeased Bond Documents.

“Government Obligations” means, unless otherwise defined in the Defeased Bond Documents, any government obligation as that term is defined in RCW 39.53.010, as now in effect or as may be hereafter amended.

“Gross Revenue” means (a) all income, revenues, receipts and profits derived by the City through the ownership and operation of the Drainage and Wastewater System; (b) the proceeds received by the City directly or indirectly from the sale, lease or other disposition of any of the properties, rights or facilities of the Drainage and Wastewater System; (c) Payment Agreement Receipts, to the extent that such receipts are not offset by Payment Agreement Payments; and (d) the investment income earned on money held in any fund or account of the City, including any bond redemption funds and the accounts therein, in connection with the ownership and operation of the Drainage and Wastewater System. Gross Revenue does not include: (a) income derived from investments irrevocably pledged to the payment of any defeased bonds payable from Gross Revenue; (b) investment income set aside for or earned on money in any fund or account created or maintained solely for the purpose of complying with the arbitrage rebate provisions of the Code; (c) any gifts, grants, donations or other funds received by the City from any State or federal agency or other person if such gifts, grants, donations or other funds are the subject of any limitation or reservation imposed by the donor or grantor or imposed by law or administrative regulation to which the donor or grantor is subject, limiting the application of such funds in a manner inconsistent with the application of Gross Revenue hereunder; (d) the proceeds of any borrowing for capital improvements (or the refinancing thereof); (e) the proceeds of any liability or other insurance, including but not limited to insurance proceeds compensating the City for the loss of a capital asset, but excluding business interruption insurance or other insurance of like nature insuring against the loss of revenues; (f) general *ad valorem* taxes, excise taxes and special assessments (other than ULID Assessments), including

interest and penalties thereon; and (g) earnings of any separate utility system that may be created, acquired, or constructed by the City in accordance with the provisions for a separate system in the Defeased Bond Documents.

“Net Revenue” means, for any period, Gross Revenue less Operating and Maintenance Expense.

“Omnibus Defeasance Ordinance” means this ordinance (as it may be amended from time to time) or any other ordinance of the City passed in the future, authorizing the defeasance and redemption of Defeasible Bonds.

“Operating and Maintenance Expense” means all expenses incurred by the City in causing the Drainage and Wastewater System to be operated and maintained in good repair, working order and condition, including without limitation: (a) deposits, premiums, assessments or other payments for insurance, if any, on the Drainage and Wastewater System; (b) payments into pension funds; (c) State-imposed taxes; (d) amounts due under Contract Resource Obligations in accordance with the provisions of the Defeased Bond Documents; (e) payments made to another person or entity for treatment or disposal of sewage or other commodity or service; and (f) payments with respect to any other expenses of the Drainage and Wastewater System that are properly treated as Operating and Maintenance Expense under generally accepted accounting principles applicable to municipal corporations, including payments (other than payments out of proceeds of Parity Bonds or other obligations not issued to pay current expenses of the Drainage and Wastewater System) into reasonable reserves for items of operating or maintenance expense the payment of which is not immediately required. Operating and Maintenance Expense does not include: depreciation, amortization, or other similar recognitions of non-cash expense items made for accounting purposes only; taxes levied or imposed by the City, or payments in lieu of City taxes; payments of claims or judgments; or capital additions or capital replacements of the Drainage and Wastewater System.

“Outstanding Parity Bonds” means those outstanding Parity Bonds identified in Exhibit A. When used in reference to a particular date or series of Parity Bonds, Outstanding Parity Bonds shall mean those

Parity Bonds (including any Parity Bonds issued subsequent to the date of this ordinance) that are outstanding as of that date or as of the issue date of such series.

“Parity Bond Account” means the Drainage and Wastewater Revenue Bond Account, 1990, created by Ordinance 115098 in the Drainage and Wastewater Fund for the purpose of paying and securing payment of the principal of and interest on Parity Bonds.

“Parity Bonds” means drainage and wastewater system revenue obligations payable solely from the Parity Bond Account having a charge and lien on the Net Revenue of the Drainage and Wastewater System prior and superior to any other charges whatsoever.

“Tax-Advantaged Bond” means any bond or other financial obligation issued by the City, (a) the interest on which is intended on its issue date to be excludable from gross income for federal income tax purposes, or (b) that is designated by the City as a tax credit bond pursuant to the Code, and which is further designated as a “qualified bond” under Section 6431 (or substantively similar provision of the Code), and with respect to which the City is eligible to claim a tax credit subsidy payment in respect of interest on the obligation.

Section 2. **Finding With Respect to Defeasance.** The City Council hereby finds that the irrevocable deposit of money and securities with a Defeasance Trustee, verified or certified as to sufficiency in accordance with a Defeasance Plan approved pursuant to this ordinance, will discharge and satisfy the obligations of the City as to the Defeased Bonds identified therein, including all pledges, charges, trusts, covenants, and agreements under the applicable Defeased Bond Documents. Immediately upon such deposit, the Defeased Bonds identified in such Defeasance Plan shall be defeased and shall no longer be deemed to be outstanding under the applicable Defeased Bond Documents.

The City Council finds and determines that it is in the best interest of the City and its taxpayers that the City carry out a Defeasance Plan approved by the Director of Finance as provided for in this ordinance and hereby ratifies and approves any such Defeasance Plan.

Section 3. **Defeasance of the Defeased Bonds.**

(a) **Approval of Defeasance Plan; Appointment of Defeasance Trustee.** The Director of Finance is authorized and directed to select a Defeasance Trustee and to negotiate, execute, and deliver a Defeasance Trust Agreement setting forth a Defeasance Plan for each series of Defeasible Bonds (or portion thereof) to be defeased and redeemed pursuant to this ordinance, in accordance with subsection (d) of this section. Multiple Defeasance Plans may be combined in a single Defeasance Trust Agreement. The Defeasance Plan shall be carried out, and the money on deposit in the defeasance escrow shall be applied, in accordance with this ordinance, the respective Defeased Bond Documents, the Defeasance Trust Agreement, and the laws of the State.

(b) **Acquisition of Acquired Obligations.** To the extent practicable and desirable, the Defeasance Plan shall provide for the Defeasance Trustee's purchase of Acquired Obligations, bearing such interest and maturing as to principal and interest in such amounts and at such times so as to provide, together with a beginning cash balance, if necessary, for the timely payment of the amounts required to be paid by the Defeasance Plan. The Acquired Obligations shall be listed and more particularly described in a schedule attached to the Defeasance Trust Agreement, but are subject to substitution as set forth in subsection (c) below.

(c) **Substitution of Acquired Obligations.** The City reserves the right at any time to substitute cash or other Government Obligations (as defined in the applicable Defeased Bond Documents) for the Acquired Obligations if the City obtains a verification by a nationally recognized independent certified public accounting firm reasonably acceptable to the Defeasance Trustee confirming that the payments of principal of and interest on the substitute obligations, if paid when due, together with the cash to be held by the Defeasance Trustee, will be sufficient to carry out the Defeasance Plan. If the applicable Series of Defeased Bonds were issued as Tax-Advantaged Bonds, then prior to such substitution, the City must also obtain an opinion from Bond Counsel to the effect that the disposition and substitution or purchase of such securities will not cause adverse federal tax consequences as to any such Defeased Bonds that were issued as Tax-Advantaged Bonds

(except to the extent that the City has opted to forego any available tax credit subsidy payment in connection with the original defeasance) and that such disposition and substitution or purchase is in compliance with the applicable statutes and regulations. Any surplus money resulting from the sale, transfer, other disposition or redemption of the Acquired Obligations and the substitutions therefor shall be released from the trust estate and may be used for any lawful City purpose.

(d) **Defeasance Trust Agreement.** The Director of Finance is authorized to execute one or more Defeasance Trust Agreements with one or more Defeasance Trustees, setting forth the duties, obligations, and responsibilities of the Defeasance Trustee in connection with carrying out the applicable Defeasance Plan. Each Defeasance Trust Agreement and Defeasance Plan must, among other things: (1) identify the Defeasible Bonds to be defeased and redeemed thereby; (2) contain the elements set forth in the definition of Defeasance Plan set forth in this ordinance, including authorizing and directing the Defeasance Trustee to use the money deposited with it to purchase the Acquired Obligations (or substitute obligations) and to apply such money along with the maturing principal of and interest on such obligations to make the payments required to be made by the Defeasance Plan; and (3) provide for the giving of notices of defeasance and redemption, as required under the Defeased Bond Documents. The Defeasance Trust Agreement may additionally provide for the payment of the costs of administering the Defeasance Plan (including without limitation, all necessary and proper fees, compensation, and expenses of the Defeasance Trustee and all other costs incidental to the setting up of the escrow to accomplish the Defeasance Plan), and for such other related matters as the Director of Finance may deem necessary or expedient.

Section 4. **Redemption of the Defeased Bonds.** The Director of Finance is authorized on behalf of the City to take such actions as may be necessary or convenient to call the Defeased Bonds for redemption. Such call for redemption of the Defeased Bonds shall identify the Defeased Bonds, redemption dates and redemption prices (expressed as a percentage of the stated principal amount) and shall be irrevocable after the effective date of the Defeasance Trust Agreement. The dates on which the Defeased Bonds are to be called for

redemption shall be, in the judgment of the Director of Finance, the earliest practical dates on which those Defeased Bonds may be called for redemption following the effective date of the Defeasance Trust Agreement. The proper City officials are authorized and directed to give or cause to be given such notices as required, at the times and in the manner required pursuant to the Defeased Bond Documents, in order to carry out the Defeasance Plan.

Section 5. **Outstanding Parity Bonds Declared Defeasible**. All outstanding Parity Bonds that have previously been, or may in the future be, designated as “Refundable Bonds” under Ordinance 125455, passed by the City Council on November 20, 2017 and signed by the Mayor on November 22, 2017 (the “Omnibus Refunding Ordinance”), as it may be amended from time to time, are declared to be Defeasible Bonds under this ordinance.

Section 6. **General Authorization**. In addition to the specific authorizations in this ordinance, the Mayor and the Director of Finance and each of the other appropriate officers of the City is each authorized and directed to do everything as in their judgment may be necessary, appropriate, or desirable in order to carry out the terms and provisions of, and complete the transactions contemplated by, this ordinance.

Section 7. **Severability**. The provisions of this ordinance are declared to be separate and severable. If a court of competent jurisdiction, all appeals having been exhausted or all appeal periods having run, finds any provision of this ordinance to be invalid or unenforceable as to any person or circumstance, such offending provision shall, if feasible, be deemed to be modified to be within the limits of enforceability or validity. However, if the offending provision cannot be so modified, it shall be null and void with respect to the particular person or circumstance, and all other provisions of this ordinance in all other respects, and the offending provision with respect to all other persons and all other circumstances, shall remain valid and enforceable.

Section 8. **Ratification of Prior Acts**. Any action taken consistent with the authority of this ordinance, after its passage but prior to the effective date, is ratified, approved, and confirmed.

Section 9. **Section Headings.** Section headings in this ordinance are used for convenience only and shall not constitute a substantive portion of this ordinance.

Section 10. **Effective Date.** This ordinance shall take effect and be in force 30 days after its approval by the Mayor, but if not approved and returned by the Mayor within ten days after presentation, it shall take effect as provided by Seattle Municipal Code Section 1.04.020.

Passed by the City Council the _____ day of _____, 2020, and signed by me in open session in authentication of its passage this _____ day of _____, 2020.

President _____ of the City Council

Approved by me this _____ day of _____, 2020.

Jenny A. Durkan, Mayor

Filed by me this _____ day of _____, 2020.

Monica Martinez Simmons, City Clerk

(Seal)

Exhibits:
Exhibit A - List of Outstanding Parity Bonds

EXHIBIT A

OUTSTANDING DRAINAGE AND WASTEWATER SYSTEM PARITY BONDS

Issue Name	Dated Date	Original Par Amount	Bond Legislation		
			New Money Ord.	Refunding Ord.	Bond Sale Res.
Drainage and Wastewater Revenue Bonds, 2008	04/16/2008	\$84,645,000	Ord. 122637	- -	Res. 31050
Drainage and Wastewater Revenue Bonds, Series 2009A (Taxable Build America Bonds – Direct Payment)	12/17/2009	\$102,535,000	Ord. 123055	- -	Res. 31177
Drainage and Wastewater Improvement and Refunding Revenue Bonds, Series 2009B	12/17/2009	\$36,680,000	Ord. 123055	Ord. 121938 (as amended by Ord. 122209 and Ord. 122637)	Res. 31177
Drainage and Wastewater Improvement and Refunding Revenue Bonds, 2012	06/27/2012	\$222,090,000	Ord. 123753	Ord. 121938 (as amended by Ord. 122209 and Ord. 122637)	Res. 31387
Drainage and Wastewater Improvement and Refunding Revenue Bonds, 2014	07/10/2014	\$133,180,000	Ord. 124337	Ord. 124338 (amending and restating Ord. 121938)	Res. 31531
Drainage and Wastewater System Improvement and Refunding Revenue Bonds, 2016	06/22/2016	\$164,945,000	Ord. 124914	Ord. 124338 (amending and restating Ord. 121938)	Res. 31674
Drainage and Wastewater System Improvement and Refunding Revenue Bonds, 2017	06/28/2017	\$234,125,000	Ord. 125297	Ord. 124338 (amending and restating Ord 121938) as amended by Ord. 124914	Res. 31756
Drainage and Wastewater System Improvement Revenue Bond, 2020A (Ship Canal Water Quality Project – N18106WA) (WIFIA Loan)	04/24/2020	Not to Exceed \$192,181,651	Ord. 125454 Ord. 125712 (amending Ord. 125454)	- -	- -

SUMMARY and FISCAL NOTE*

Department:	Dept. Contact/Phone:	CBO Contact/Phone:
FAS	Michael Van Dyck 206-619-0393	Caleb Wagenaar (206) 733-9228

1. BILL SUMMARY

Legislation Title: AN ORDINANCE relating to the drainage and wastewater system of The City of Seattle; providing for the defeasance of the claim or lien of certain of the City’s outstanding drainage and wastewater system revenue bonds and payment of the administrative costs of such defeasance; providing for and authorizing the purchase of certain obligations and for the use and application of the money derived from those investments; authorizing the execution of a defeasance trust agreement to establish a defeasance escrow; authorizing the call for redemption prior to their maturity of those outstanding bonds that are to be defeased; and ratifying and confirming certain prior acts.

Summary and background of the Legislation: As part of its duty to manage debt for the City and its utilities, FAS actively monitors opportunities to reduce the interest rates on outstanding debt. One strategy for doing so involves using cash to pre-fund an escrow (a “defeasance escrow”) established to repay the debt on the scheduled payment dates. This legislation authorizes the deposit, from time to time, of Drainage and Wastewater System revenues in a defeasance escrow held by a bank for the purpose of paying debt service on, and eventually redeeming at maturity, high-interest rate outstanding bonds. The intent is to save the City and its ratepayers money by reducing its debt service costs.

In the past, issuers of municipal bonds were allowed to refund (refinance) their high interest rate outstanding tax-exempt bonds prior to their call dates (“advance refunding”) by depositing the proceeds of new lower-interest rate tax-exempt bonds into a defeasance escrow for the redemption of those bonds. This enabled cities to trade high interest rate debt for lower interest rate debt, thereby reducing their interest costs. However, the 2017 Tax Cuts and Jobs Act eliminated the ability to do this on a tax-exempt basis, thereby reducing the savings available to the local government.

An alternative strategy (“Debt Optimization”) for capturing the maximum amount of savings for the local government is to use available cash, rather than proceeds of tax-exempt bonds, to fund the defeasance escrow. This may also require reallocating proceeds of new tax-exempt bonds to pay for the capital purposes that would otherwise have been paid with cash. Using a Debt Optimization strategy, FAS can manage the aggregate debt portfolio so that the new debt does not increase the overall debt burden and does not extend the term of outstanding debt. Debt Optimization has the net result of replacing higher interest rate debt with lower interest rate debt, which, of course, reduces overall interest costs for the issuer (and its rate payers).

2. IMPLICATIONS

- a. **Does this legislation affect any departments besides the originating department?**
This legislation lowers debt service costs for SPU and is administered by FAS.
- b. **Is a public hearing required for this legislation?**
No.
- c. **Does this legislation require landlords or sellers of real property to provide information regarding the property to a buyer or tenant?**
No.
- d. **Is publication of notice with *The Daily Journal of Commerce* and/or *The Seattle Times* required for this legislation?**
No.
- e. **Does this legislation affect a piece of property?**
No.
- f. **Please describe any perceived implication for the principles of the Race and Social Justice Initiative. Does this legislation impact vulnerable or historically disadvantaged communities? What is the Language Access plan for any communications to the public?**
N/A
- g. **If this legislation includes a new initiative or a major programmatic expansion: What are the specific long-term and measurable goal(s) of the program? How will this legislation help achieve the program's desired goal(s).**
N/A

List attachments/exhibits below:



Legislation Text

File #: CB 119924, **Version:** 1

CITY OF SEATTLE

ORDINANCE _____

COUNCIL BILL _____

AN ORDINANCE relating to the solid waste system of The City of Seattle; providing for the defeasance of the claim or lien of certain of the City's outstanding solid waste system revenue bonds and payment of the administrative costs of such defeasance; providing for and authorizing the purchase of certain obligations and for the use and application of the money derived from those investments; authorizing the execution of a defeasance trust agreement to establish a defeasance escrow; authorizing the call for redemption prior to their maturity of those outstanding bonds that are to be defeased; and ratifying and confirming certain prior acts.

WHEREAS, The City of Seattle ("City") owns, maintains, and operates a solid waste collection, transportation, and disposal system as part of Seattle Public Utilities ("Solid Waste System"), which Solid Waste System has from time to time required various additions, improvements, betterments, and extensions; and

WHEREAS, the City has previously authorized and issued, and may from time to time in the future authorize and issue, solid waste system revenue bonds having a charge and lien on the Net Revenue of the Solid Waste System prior and superior to any other charges whatsoever ("Parity Bonds"), which are designated as defeasible under this ordinance ("Defeasible Bonds"); and

WHEREAS, it is advantageous to the City and its ratepayers to provide for the application of available Net Revenue or other available funds (other than proceeds of Tax-Advantaged Bonds) to defease outstanding Defeasible Bonds whenever the Director of Finance determines that such defeasance will achieve a long-term cost savings or other benefit to the City or its ratepayers, all as permitted under chapter 39.53 RCW; and

WHEREAS, the City has determined that it is in the best interest of the City and its ratepayers to authorize,

subject to the provisions of this ordinance, the Director of Finance to carry out the defeasance and redemption of all or any portion of the Defeasible Bonds and to pay the administrative costs of carrying out the defeasance of those Defeasible Bonds; and

WHEREAS, pursuant to the authority delegated in this ordinance, the Director of Finance from time to time will receive, review, and adopt a plan (“Defeasance Plan”) to defease selected maturities (or partial maturities) of certain series of those Defeasible Bonds, which selected series and maturities (or partial maturities) will be identified in the Defeasance Plan, and to carry out the defeasance and redemption of any Defeasible Bonds as the Director of Finance may deem in the best interests of the City and its ratepayers; NOW, THEREFORE,

BE IT ORDAINED BY THE CITY OF SEATTLE AS FOLLOWS:

Section 1. **Definitions.** As used in this ordinance, the following capitalized terms shall have the meanings set forth below:

“Acquired Obligations” means Government Obligations maturing or having guaranteed redemption prices at the option of the holder at such time or times as may be required to provide funds sufficient to carry out the Defeasance Plan, and satisfying the requirements of the Defeased Bond Documents relating to the Defeased Bonds included in that Defeasance Plan. For purposes of this definition, eligible “Government Obligations” for inclusion in a Defeasance Plan shall be determined in accordance with the applicable Defeased Bond Documents.

“Bond Counsel” means a lawyer or a firm of lawyers, selected by the City, of nationally recognized standing in matters pertaining to bonds issued by states and their political subdivisions.

“City” means The City of Seattle, Washington, a municipal corporation duly organized and existing under the laws of the State.

“City Council” means the City Council of the City, as duly and regularly constituted from time to time.

“Code” means the Internal Revenue Code of 1986, or any successor thereto, as it has been and may be

amended from time to time, and regulations thereunder.

“Defeasance Plan” means the plan approved by the Director of Finance pursuant to the delegation set forth herein to accomplish the defeasance and redemption of the identified Defeasible Bonds. Each Defeasance Plan must identify the maturities (or partial maturities) and series of Defeasible Bonds to be defeased and redeemed thereby, and must provide for their defeasance and/or redemption, substantially as follows, with such additional detail and adjustments to be set forth in the Defeasance Trust Agreement as the Director of Finance may deem necessary or desirable:

(a) The City shall deposit available Net Revenue of the Solid Waste System, and such other money (other than proceeds of Tax-Advantaged Bonds) as may be included in the plan by the Director of Finance, into a defeasance escrow or trust account held by the Defeasance Trustee;

(b) Upon receipt of a certification or verification by a certified public accounting firm or financial advisor that the amounts deposited with it will be sufficient to accomplish the defeasance and redemption as described in such Defeasance Trust Agreement, the Defeasance Trustee shall invest such escrow deposits in the Acquired Obligations specified therein (unless directed in the Defeasance Trust Agreement to hold such deposits uninvested) and shall establish a beginning cash balance; and

(c) As further directed in the Defeasance Trust Agreement, the Defeasance Trustee shall apply the amounts received as interest on and maturing principal of such Acquired Obligations (together with any cash balance in the defeasance trust account) to call, pay, and redeem those Defeasible Bonds on the dates and times identified in the plan, and (if so directed) to pay the administrative costs of carrying out the foregoing.

If the Director of Finance serves as the Defeasance Trustee, the Director of Finance shall approve a written Defeasance Plan (which need not be set forth in a Defeasance Trust Agreement) providing that the escrow funds are to be held separate and apart from all other funds of the City and are to be applied substantially as set forth above.

“Defeasance Trust Agreement” means an escrow or trust agreement between the City and a

Defeasance Trustee as described in Section 3(d) of this ordinance.

“Defeasance Trustee” means the Director of Finance, or a financial institution selected by the Director of Finance, serving in the capacity of Defeasance Trustee or escrow agent under a Defeasance Trust Agreement.

“Defeased Bond Documents” means (a) the ordinance(s) authorizing the issuance of the Defeased Bonds; (b) the authenticated bond form; and (c) the written agreement(s) setting forth the terms, conditions, or covenants pursuant to which such bond was issued and sold, as set forth in any one or more of the following (if any): (i) a sale resolution, (ii) a bond purchase contract (as defined in the applicable authorizing ordinance), (iii) a bond indenture or a fiscal agent or paying agent agreement (other than the State fiscal agency contract), and (iv) a direct purchase or continuing covenant agreement.

“Defeased Bonds” means those Defeasible Bonds identified in a Defeasance Plan in accordance with this ordinance.

“Defeasible Bonds” means each series of Parity Bonds that have been designated, or may in the future be designated, as defeasible under this ordinance, including: (a) each series of Outstanding Parity Bonds listed in Exhibit A; and (b) each series of Future Parity Bonds designated by the City as Defeasible Bonds.

“Director of Finance” means the Director of the Finance Division of the Department of Finance and Administrative Services of the City, or any other officer who succeeds to substantially all of the responsibilities of that office.

“Government Obligations” means, unless otherwise defined in the Defeased Bond Documents, any government obligation as that term is defined in RCW 39.53.010, as now in effect or as may be hereafter amended.

“Gross Revenue” means (a) all income, revenues, receipts, and profits derived by the City through the ownership and operation of the Solid Waste System; (b) Payment Agreement Receipts, to the extent that such receipts are not offset by Payment Agreement Payments; and (c) the investment income earned on money held in any fund or account of the City, including any bond redemption funds and the accounts therein, in connection

with the ownership and operation of the Solid Waste System. Gross Revenue does not include: (a) income derived from investments irrevocably pledged to the payment of any defeased bonds payable from Gross Revenue; (b) investment income set aside for or earned on money in any fund or account created or maintained solely for the purpose of complying with the arbitrage rebate provisions of the Code; (c) any gifts, grants, donations, or other funds received by the City from any State or federal agency or other person if such gifts, grants, donations, or other funds are the subject of any limitation or reservation imposed by the donor or grantor or imposed by law or administrative regulation to which the donor or grantor is subject, limiting the application of such funds in a manner inconsistent with the application of Gross Revenue hereunder; (d) the proceeds of any borrowing for capital improvements (or the refinancing thereof); (e) the proceeds of any liability or other insurance, including but not limited to insurance proceeds compensating the City for the loss of a capital asset, but excluding business interruption insurance or other insurance of like nature insuring against the loss of revenues; and (f) the earnings of any separate utility system acquired or constructed by the City in accordance with the provisions for a separate system in the Defeased Bond Documents.

“Maintenance and Operation Expenses” means all expenses incurred by the City in causing the Solid Waste System to be operated and maintained in good repair, working order, and conditions, including without limitation: (a) deposits, premiums, assessments or other payments for insurance (other than payments out of proceeds of Parity Bonds), if any, on the Solid Waste System; (b) payments into pension funds; (c) State-imposed taxes; (d) amounts due under Contract Resource Obligations in accordance with the provisions of the Defeased Bond Documents; (e) payments made to any other person or entity for the collection, transportation, treatment, or disposal of solid waste or other commodity or service related to the Solid Waste System; and (f) payments with respect to any other expenses of the Solid Waste System that are properly treated as operation and maintenance expenses under generally accepted accounting principles. Maintenance and Operation Expenses does not include any depreciation, amortization, or other similar recognitions of non-cash expense items made for accounting purposes only; taxes levied or imposed by the City or payments in lieu of City taxes;

payments of claims or judgments; or capital additions or capital replacement.

“Net Revenue” means, for any period, Gross Revenue less Maintenance and Operation Expense.

“Omnibus Defeasance Ordinance” means this ordinance (as it may be amended from time to time) or any other ordinance of the City passed in the future, authorizing the defeasance and redemption of Defeasible Bonds.

“Outstanding Parity Bonds” means those outstanding Parity Bonds identified in Exhibit A. When used in reference to a particular date or series of Parity Bonds, Outstanding Parity Bonds shall mean those Parity Bonds (including any Parity Bonds issued subsequent to the date of this ordinance) that are outstanding as of that date or as of the issue date of such series.

“Parity Bond Account” means the Solid Waste System Revenue Bond Account, created in the Solid Waste Fund by Ordinance 118975 for the purpose of paying and securing payment of the principal of and interest on Parity Bonds.

“Parity Bonds” means solid waste system revenue obligations payable solely from the Parity Bond Account having a charge and lien on the Net Revenue of the Solid Waste System prior and superior to any other charges whatsoever.

“Solid Waste Fund” means the “Garbage Collection and Disposal Fund” of the City created by Ordinance 90379 and subsequently renamed the “Solid Waste Fund.”

“Solid Waste System” means the entire solid waste collection, transportation, and disposal system of the City, created by Ordinance 90379, as amended, together with all additions thereto and betterments and extensions thereof at any time made, acquired, or constructed, together with any other utility systems of the City hereafter combined with the Solid Waste System. The Solid Waste System shall not include any separate utility system acquired or constructed by the City pursuant to the Defeased Bond Documents.

“Tax-Advantaged Bond” means any bond or other financial obligation issued by the City, (a) the interest on which is intended on its issue date to be excludable from gross income for federal income tax

purposes, or (b) that is designated by the City as a tax credit bond pursuant to the Code, and which is further designated as a “qualified bond” under Section 6431 (or substantively similar provision of the Code), and with respect to which the City is eligible to claim a tax credit subsidy payment in respect of interest on the obligation.

Section 2. **Finding with Respect to Defeasance.** The City Council hereby finds that the irrevocable deposit of money and securities with a Defeasance Trustee, verified or certified as to sufficiency in accordance with a Defeasance Plan approved pursuant to this ordinance, will discharge and satisfy the obligations of the City as to the Defeased Bonds identified therein, including all pledges, charges, trusts, covenants, and agreements under the applicable Defeased Bond Documents. Immediately upon such deposit, the Defeased Bonds identified in such Defeasance Plan shall be defeased and shall no longer be deemed to be outstanding under the applicable Defeased Bond Documents.

The City Council finds and determines that it is in the best interest of the City and its taxpayers that the City carry out a Defeasance Plan approved by the Director of Finance as provided for in this ordinance and hereby ratifies and approves any such Defeasance Plan.

Section 3. **Defeasance of the Defeased Bonds.**

(a) **Approval of Defeasance Plan; Appointment of Defeasance Trustee.** The Director of Finance is authorized and directed to select a Defeasance Trustee and to negotiate, execute, and deliver a Defeasance Trust Agreement setting forth a Defeasance Plan for each series of Defeasible Bonds (or portion thereof) to be defeased and redeemed pursuant to this ordinance, in accordance with subsection (d) of this section. Multiple Defeasance Plans may be combined in a single Defeasance Trust Agreement. The Defeasance Plan shall be carried out, and the money on deposit in the defeasance escrow shall be applied, in accordance with this ordinance, the respective Defeased Bond Documents, the Defeasance Trust Agreement, and the laws of the State.

(b) **Acquisition of Acquired Obligations.** To the extent practicable and desirable, the Defeasance

Plan shall provide for the Defeasance Trustee's purchase of Acquired Obligations, bearing such interest and maturing as to principal and interest in such amounts and at such times so as to provide, together with a beginning cash balance, if necessary, for the timely payment of the amounts required to be paid by the Defeasance Plan. The Acquired Obligations shall be listed and more particularly described in a schedule attached to the Defeasance Trust Agreement, but are subject to substitution as set forth in subsection (c) of this section.

(c) **Substitution of Acquired Obligations.** The City reserves the right at any time to substitute cash or other Government Obligations (as defined in the applicable Defeased Bond Documents) for the Acquired Obligations if the City obtains a verification by a nationally recognized independent certified public accounting firm reasonably acceptable to the Defeasance Trustee confirming that the payments of principal of and interest on the substitute obligations, if paid when due, together with the cash to be held by the Defeasance Trustee, will be sufficient to carry out the Defeasance Plan. If the applicable Series of Defeased Bonds were issued as Tax-Advantaged Bonds, then prior to such substitution, the City must also obtain an opinion from Bond Counsel to the effect that the disposition and substitution or purchase of such securities will not cause adverse federal tax consequences as to any such Defeased Bonds that were issued as Tax-Advantaged Bonds (except to the extent that the City has opted to forego any available tax credit subsidy payment in connection with the original defeasance) and that such disposition and substitution or purchase is in compliance with the applicable statutes and regulations. Any surplus money resulting from the sale, transfer, other disposition, or redemption of the Acquired Obligations and the substitutions therefor shall be released from the trust estate and may be used for any lawful City purpose.

(d) **Defeasance Trust Agreement.** The Director of Finance is authorized to execute one or more Defeasance Trust Agreements with one or more Defeasance Trustees, setting forth the duties, obligations, and responsibilities of the Defeasance Trustee in connection with carrying out the applicable Defeasance Plan. Each Defeasance Trust Agreement and Defeasance Plan must, among other things: (1) identify the Defeasible Bonds

to be defeased and redeemed thereby; (2) contain the elements set forth in the definition of Defeasance Plan set forth in this ordinance, including authorizing and directing the Defeasance Trustee to use the money deposited with it to purchase the Acquired Obligations (or substitute obligations) and to apply such money along with the maturing principal of and interest on such obligations to make the payments required to be made by the Defeasance Plan; and (3) provide for the giving of notices of defeasance and redemption, as required under the Defeased Bond Documents. The Defeasance Trust Agreement may additionally provide for the payment of the costs of administering the Defeasance Plan (including without limitation, all necessary and proper fees, compensation, and expenses of the Defeasance Trustee and all other costs incidental to the setting up of the escrow to accomplish the Defeasance Plan), and for such other related matters as the Director of Finance may deem necessary or expedient.

Section 4. **Redemption of the Defeased Bonds.** The Director of Finance is authorized on behalf of the City to take such actions as may be necessary or convenient to call the Defeased Bonds for redemption. Such call for redemption of the Defeased Bonds shall identify the Defeased Bonds, redemption dates, and redemption prices (expressed as a percentage of the stated principal amount) and shall be irrevocable after the effective date of the Defeasance Trust Agreement. The dates on which the Defeased Bonds are to be called for redemption shall be, in the judgment of the Director of Finance, the earliest practical dates on which those Defeased Bonds may be called for redemption following the effective date of the Defeasance Trust Agreement. The proper City officials are authorized and directed to give or cause to be given such notices as required, at the times and in the manner required pursuant to the Defeased Bond Documents, in order to carry out the Defeasance Plan.

Section 5. **Outstanding Parity Bonds Declared Defeasible.** All outstanding Parity Bonds that have previously been, or may in the future be, designated as “Refundable Bonds” under Ordinance 125461, passed by the City Council on November 20, 2017, and signed by the Mayor on November 22, 2017 (“Omnibus Refunding Ordinance”), as it may be amended from time to time, are declared to be Defeasible

Bonds under this ordinance.

Section 6. **General Authorization.** In addition to the specific authorizations in this ordinance, the Mayor and the Director of Finance, and each of the other appropriate officers of the City, are each authorized and directed to do everything as in their judgment may be necessary, appropriate, or desirable in order to carry out the terms and provisions of, and complete the transactions contemplated by, this ordinance.

Section 7. **Severability.** The provisions of this ordinance are declared to be separate and severable. If a court of competent jurisdiction, all appeals having been exhausted or all appeal periods having run, finds any provision of this ordinance to be invalid or unenforceable as to any person or circumstance, such offending provision shall, if feasible, be deemed to be modified to be within the limits of enforceability or validity. However, if the offending provision cannot be so modified, it shall be null and void with respect to the particular person or circumstance, and all other provisions of this ordinance in all other respects, and the offending provision with respect to all other persons and all other circumstances, shall remain valid and enforceable.

Section 8. **Ratification of Prior Acts.** Any action taken consistent with the authority of this ordinance, after its passage but prior to its effective date, is ratified, approved, and confirmed.

Section 9. **Section Headings.** Section headings in this ordinance are used for convenience only and shall not constitute a substantive portion of this ordinance.

Section 10. **Effective Date.** This ordinance shall take effect and be in force 30 days after its approval by the Mayor, but if not approved and returned by the Mayor within ten days after presentation, it shall take effect as provided by Seattle Municipal Code Section 1.04.020.

Passed by the City Council the _____ day of _____, 2020, and signed by
me in open session in authentication of its passage this _____ day of _____, 2020.

President _____ of the City Council

Approved by me this _____ day of _____, 2020.

Jenny A. Durkan, Mayor

Filed by me this _____ day of _____, 2020.

Monica Martinez Simmons, City Clerk

(Seal)

Attachments:

Exhibit A - Outstanding Solid Waste System Parity Bonds

EXHIBIT A

CITY OF SEATTLE

OUTSTANDING SOLID WASTE SYSTEM PARITY BONDS

Issue Name	Dated Date	Original Par Amount	Bond Legislation		
			New Money Ord.	Refunding Ord.	Bond Sale Res.
Solid Waste Revenue and Refunding Bonds, 2007	12/12/2007	\$82,175,000	Ord. 122498	Ord. 121940 (as amended by Ord. 122498)	Res. 31032
Solid Waste Revenue Bonds, 2011	6/22/2011	\$45,750,000	Ord. 123576	—	Res. 31301
Solid Waste Revenue and Refunding Bonds, 2014	6/12/2014	\$95,350,000	Ord. 123576 and Ord. 124046	Ord. 121940 (as amended by Ord. 122498)	Res. 31528
Solid Waste Revenue Bonds, 2015	6/25/2015	\$35,830,000	Ord. 124629	—	Res. 31589
Solid Waste System Improvement and Refunding Revenue Bonds, 2016	6/30/2016	\$35,335,000	Ord. 124913	Ord. 124915 (amending and restating Ord. 121940)	Res. 31677

SUMMARY and FISCAL NOTE*

Department:	Dept. Contact/Phone:	CBO Contact/Phone:
FAS	Michael Van Dyck 206-619-0393	Caleb Wagenaar (206) 733-9228

1. BILL SUMMARY

Legislation Title: AN ORDINANCE relating to the solid waste system of The City of Seattle; providing for the defeasance of the claim or lien of certain of the City’s outstanding solid waste system revenue bonds and payment of the administrative costs of such defeasance; providing for and authorizing the purchase of certain obligations and for the use and application of the money derived from those investments; authorizing the execution of a defeasance trust agreement to establish a defeasance escrow; authorizing the call for redemption prior to their maturity of those outstanding bonds that are to be defeased; and ratifying and confirming certain prior acts.

Summary and background of the Legislation: As part of its duty to manage debt for the City and its utilities, FAS actively monitors opportunities to reduce the interest rates on outstanding debt. One strategy for doing so involves using cash to pre-fund an escrow (a “defeasance escrow”) established to repay the debt on the scheduled payment dates. This legislation authorizes the deposit, from time to time, of Solid Waste System revenues in a defeasance escrow held by a bank for the purpose of paying debt service on, and eventually redeeming at maturity, high-interest rate outstanding bonds. The intent is to save the City and its ratepayers money by reducing its debt service costs.

In the past, issuers of municipal bonds were allowed to refund (refinance) their high interest rate outstanding tax-exempt bonds prior to their call dates (“advance refunding”) by depositing the proceeds of new lower-interest rate tax-exempt bonds into a defeasance escrow for the redemption of those bonds. This enabled cities to trade high interest rate debt for lower interest rate debt, thereby reducing their interest costs. However, the 2017 Tax Cuts and Jobs Act eliminated the ability to do this on a tax-exempt basis, thereby reducing the savings available to the local government.

An alternative strategy (“Debt Optimization”) for capturing the maximum amount of savings for the local government is to use available cash, rather than proceeds of tax-exempt bonds, to fund the defeasance escrow. This may also require reallocating proceeds of new tax-exempt bonds to pay for the capital purposes that would otherwise have been paid with cash. Using a Debt Optimization strategy, FAS can manage the aggregate debt portfolio so that the new debt does not increase the overall debt burden and does not extend the term of outstanding debt. Debt Optimization has the net result of replacing higher interest rate debt with lower interest rate debt, which, of course, reduces overall interest costs for the issuer (and its rate payers).

2. IMPLICATIONS

a. Does this legislation affect any departments besides the originating department?

This legislation lowers debt service costs for SPU and is administered by FAS.

- b. Is a public hearing required for this legislation?**
No.
- c. Does this legislation require landlords or sellers of real property to provide information regarding the property to a buyer or tenant?**
No.
- d. Is publication of notice with *The Daily Journal of Commerce* and/or *The Seattle Times* required for this legislation?**
No.
- e. Does this legislation affect a piece of property?**
No.
- f. Please describe any perceived implication for the principles of the Race and Social Justice Initiative. Does this legislation impact vulnerable or historically disadvantaged communities? What is the Language Access plan for any communications to the public?**
N/A
- g. If this legislation includes a new initiative or a major programmatic expansion: What are the specific long-term and measurable goal(s) of the program? How will this legislation help achieve the program's desired goal(s)?**
N/A

List attachments/exhibits below:



Legislation Text

File #: CB 119925, Version: 1

CITY OF SEATTLE

ORDINANCE _____

COUNCIL BILL _____

AN ORDINANCE relating to the municipal water system of The City of Seattle; amending Ordinance 125713 to increase the authorized principal amount of municipal water system revenue bonds to be issued for the purposes of paying all or part of the cost of carrying out the system or plan of additions and betterments to and extensions of the existing municipal water system; extending the initial authorization date for those bonds; and ratifying and confirming certain prior acts.

WHEREAS, by Ordinance 125713, passed on November 19, 2018, (the “2018 Water Bond Ordinance”) The City of Seattle, Washington (the “City”), provided for the issuance of not to exceed \$68.1 million principal amount of Municipal Water System Bonds (the “Bonds”) for the purposes of paying all or part of the cost of carrying out the Plan of Additions, providing for the Reserve Requirement for the Parity Bonds, and issuing and selling the Bonds; and

WHEREAS, the City has not yet issued any of the bonds authorized by the 2018 Water Bond Ordinance, but has since that time accumulated additional capital needs, as reflected in the adopted Capital Improvement Plan previously approved by Council, that are expected to arise during 2021 and which will exceed the amount originally authorized in 2018; and

WHEREAS, the City deems it desirable to increase the authorized principal amount of municipal water system revenue bonds to provide funding for the water system’s current capital needs and to extend date by which such bonds must be issued; NOW, THEREFORE,

BE IT ORDAINED BY THE CITY OF SEATTLE AS FOLLOWS:

Section 1. **Definitions.** The definitions of capitalized terms set forth in the recitals to this ordinance are incorporated by this reference. The meaning of capitalized terms used and not otherwise defined in this

ordinance shall be as set forth in Ordinance 125713.

Section 2. **Amendment to Section 2 of Ordinance 125713.** Section 2 of Ordinance 125713 is amended as follows:

Section 2. **Adoption of Plan of Additions.** The City specifies, adopts, and orders the Plan of Additions to be carried out as generally provided for in the documents comprising the Plan of Additions. The estimated cost of the Plan of Additions, as near as may be determined, is declared to be \$531,000,000, of which approximately ((~~\$68.1~~)) \$280 million is expected to be financed from proceeds of the Bonds and investment earnings thereon.

Section 3. **Amendments to Section 5 of Ordinance 125713.** Section 5 of Ordinance 125713 is amended as follows:

Section 5. Appointment of Designated Representative; Bond Sale Terms.

(a) **Designated Representative.** The Director of Finance is appointed to serve as the City's designated representative in connection with the issuance and sale of the Bonds in accordance with RCW 39.46.040(2) and this ordinance.

(b) **Parameters for Bond Sale Terms.** The Director of Finance is authorized to approve, on behalf of the City, Bond Sale Terms for the sale of the Bonds in one or more Series, and, in connection with each such sale, to execute a Bond Purchase Contract (or, in the case of a competitive sale, a Pricing Certificate) confirming the Bond Sale Terms and such related agreements as may be necessary or desirable, consistent with the following parameters:

(i) **Maximum Principal Amount.** The maximum aggregate principal amount of all Series of the Bonds authorized by this ordinance is not to exceed ((~~\$68.1~~)) \$280 million.

(ii) **Date or Dates.** Each Bond shall be dated its Issue Date, as determined by the Director of Finance. The initial Issue Date (without restricting any reissuance date with respect to a

Series of Variable Interest Rate Bonds) may be no later than December 31, ((2021)) 2023.

(iii) **Denominations.** The Bonds shall be issued in Authorized Denominations.

(iv) **Interest Rate(s).** Each Bond shall bear interest from its Issue Date or from the most recent date to which interest has been paid or duly provided, whichever is later, unless otherwise provided in the Bond Documents. Each Series of the Bonds shall bear interest at one or more fixed interest rates or at Variable Interest Rates. The net interest cost for any fixed rate Series may not exceed a rate of 10% per annum. The Bond Documents for any Series may provide for multiple interest rates and interest rate modes, and may provide conditions and mechanisms for the Director of Finance to effect a conversion from one mode to another. Nothing in this ordinance shall be interpreted to prevent the Bond Documents for any Series from including a provision for adjustments to interest rates during the term of the Series upon the occurrence of certain events specified in the applicable Bond Documents.

(v) **Payment Dates.** Interest shall be payable on dates acceptable to the Director of Finance. Principal shall be payable on dates acceptable to the Director of Finance, which shall include payment at the maturity of each Bond, in accordance with any Sinking Fund Requirements applicable to Term Bonds, and otherwise in accordance with any redemption or tender provisions.

(vi) **Final Maturity.** Each Bond shall mature no later than 40 years after its Issue Date.

(vii) **Redemption Prior to Maturity.** The Bond Sale Terms may include redemption and tender provisions, as determined by the Director of Finance in the Director's discretion, consistent with Section 8 and subject to the following:

(A) **Optional Redemption.** The Director of Finance may designate any Bond as subject to optional redemption prior to its maturity. Any Bond that is subject to optional redemption prior to maturity must be callable on at least one or more dates occurring not more than 10½ years after the Issue Date, consistent with Section 8(a).

(B) Mandatory Redemption. The Director of Finance may designate any Bond as a Term Bond, subject to mandatory redemption prior to its maturity on the dates and in principal payment amounts set forth in Sinking Fund Requirements, consistent with Section 8(b).

(C) Extraordinary Redemptions. The Director of Finance may designate any Bond as subject to extraordinary optional redemption or extraordinary mandatory redemption upon the occurrence of an extraordinary event, as such event or events may be set forth in the applicable Bond Documents, consistent with Section 8(c).

(D) Tender Options. The Director of Finance may designate any Variable Interest Rate Bond as subject to tender options, as set forth in the applicable Bond Documents.

(viii) Price. The Director of Finance may approve in the Bond Sale Terms an aggregate purchase price for each Series of the Bonds that is, in his or her judgment, the price that produces the most advantageous borrowing cost for the City, consistent with the parameters set forth herein and in any applicable bid documents.

(ix) Other Terms and Conditions.

(A) Expected Life of Capital Facilities. As of the Issue Date of each Series, the Director of Finance must additionally find to his or her satisfaction that the average expected life of the capital facilities to be financed with the proceeds (or allocable share of proceeds) of that Series must exceed the weighted average maturity of such Series (or share thereof) allocated to financing those capital facilities.

(B) Parity Conditions Satisfied. As of the Issue Date of each Series, the Director of Finance must find that the Parity Conditions have been met or otherwise satisfied, so that such Series is permitted to be issued as Parity Bonds.

(C) Additional Terms, Conditions, and Agreements. The Bond Sale Terms for any Series may provide for Bond Insurance, a Reserve Security, Qualified Letter of Credit, credit

enhancement, or for any other Payment Agreement as the Director of Finance may find necessary or desirable. The Bond Sale Terms for any Series may provide for multiple interest rate modes and may include provisions for conversion from any interest rate mode to any other mode. To that end, the Bond Sale Terms may include such additional terms, conditions, and covenants as may be necessary or desirable, including but not limited to: restrictions on investment of Bond proceeds and pledged funds (including any escrow established for the defeasance of the Bonds), provisions for the conversion of interest rate modes, provisions for the reimbursement of a credit enhancement provider or Qualified Counterparty, and requirements to give notice to or obtain the consent of a credit enhancement provider or a Qualified Counterparty. The Director of Finance is authorized to execute, on behalf of the City, such additional certificates and agreements as may be necessary or desirable to reflect such terms, conditions, and covenants.

(D) **Reserve Requirement.** The Bond Sale Terms must establish whether the Series is to be treated as Covered Parity Bonds and must establish the method of providing for the Reserve Requirement, consistent with Section 15.

(E) **Tax Status of the Bonds.** The Director of Finance may determine that any Series of the Bonds may be designated or qualified as Tax-Exempt Bonds, Taxable Bonds or Tax Credit Subsidy Bonds, consistent with Section 22.

Section 4. **General Authorization.** In addition to the specific authorizations in this ordinance, the Mayor and the Director of Finance and each of the other appropriate officers of the City are each authorized and directed to do everything as in their judgment may be necessary, appropriate, or desirable in order to carry out the terms and provisions of, and complete the transactions contemplated by, this ordinance.

Section 5. **Severability.** The provisions of this ordinance are declared to be separate and severable. If a court of competent jurisdiction, all appeals having been exhausted or all appeal periods having run, finds any provision of this ordinance to be invalid or unenforceable as to any person or circumstance, such offending

provision shall, if feasible, be deemed to be modified to be within the limits of enforceability or validity. However, if the offending provision cannot be so modified, it shall be null and void with respect to the particular person or circumstance, and all other provisions of this ordinance in all other respects, and the offending provision with respect to all other persons and all other circumstances, shall remain valid and enforceable.

Section 6. **Ratification of Prior Acts.** Actions taken consistent with this ordinance, after its passage but prior to the effective date, are ratified, approved, and confirmed.

Section 7. **Section Headings.** Section headings in this ordinance are used for convenience only and shall not constitute a substantive portion of this ordinance.

Section 8. **Effective Date.** This ordinance shall take effect and be in force 30 days after its approval by the Mayor, but if not approved and returned by the Mayor within ten days after presentation, it shall take effect as provided by Seattle Municipal Code Section 1.04.020.

Passed by the City Council the _____ day of _____, 2020, and signed by me in open session in authentication of its passage this _____ day of _____, 2020.

President _____ of the City Council

Approved by me this _____ day of _____, 2020.

Jenny A. Durkan, Mayor

Filed by me this _____ day of _____, 2020.

Monica Martinez Simmons, City Clerk

(Seal)

SUMMARY and FISCAL NOTE*

Department:	Dept. Contact/Phone:	CBO Contact/Phone:
FAS/SPU	Michael Van Dyck / 4-8347 Maria Coe / 3-7905	S. Reddy / 5-1232 A. Iynegar / 4-0716

** Note that the Summary and Fiscal Note describes the version of the bill or resolution as introduced; final legislation including amendments may not be fully described.*

1. BILL SUMMARY

Legislation Title: AN ORDINANCE relating to the municipal water system of The City of Seattle; amending Ordinance 125713 to increase the authorized principal amount of municipal water system revenue bonds to be issued for the purposes of paying all or part of the cost of carrying out the system or plan of additions and betterments to and extensions of the existing municipal water system; extending the initial authorization date for those bonds; and ratifying and confirming certain prior acts.

Summary and background of the Legislation:

This legislation amends Ordinance 25713 by increasing borrowing authority for the Water Fund for the purposes of financing the Capital Improvement Program and for potential defeasance/optimization purposes. Debt optimization involves replacing high interest debt with low interest debt to reduce overall interest costs – without increasing the debt burden or extending the term of outstanding debt.

Although the budget, capital plan and rates make specific assumptions about the use of debt financing for a certain share of the capital program, separate authorization for the issuance of bonds is technically required.

A Water bond sale for \$280 million of fixed rate debt is anticipated to occur in mid-2021. This would include up to \$130 million of new money and \$150 million for debt optimization. The new money bond proceeds combined with internally generated funds will support the Waters capital program for about one year. The bond proceeds will also be used to make a deposit to the bond reserve fund and to pay issuance costs. Bonds would have a maximum maturity of 30 years. No debt service payments are expected in 2021. Debt optimization involves replacing high interest debt with low interest debt to reduce overall interest costs – without increasing the debt burden or extending the term of outstanding debt.

Major projects supported by the bond issue include: transmission and distribution, water quality and treatment, and projects related to Move Seattle. For further information about the Water capital projects, please see the 2020-2025 capital plan.

4. OTHER IMPLICATIONS

- a. **Does this legislation affect any departments besides the originating department?**
This legislation affects FAS, who coordinates the issuance of the bonds.
- b. **Is a public hearing required for this legislation?**
No
- c. **Does this legislation require landlords or sellers of real property to provide information regarding the property to a buyer or tenant?**
No
- d. **Is publication of notice with *The Daily Journal of Commerce* and/or *The Seattle Times* required for this legislation?**
No
- e. **Does this legislation affect a piece of property?**
No
- f. **Please describe any perceived implication for the principles of the Race and Social Justice Initiative. Does this legislation impact vulnerable or historically disadvantaged communities? What is the Language Access plan for any communications to the public?**
None/No
- g. **If this legislation includes a new initiative or a major programmatic expansion: What are the specific long-term and measurable goal(s) of the program? How will this legislation help achieve the program's desired goal(s).**
No

List attachments/exhibits below: None



Legislation Text

File #: CB 119926, **Version:** 1

CITY OF SEATTLE

ORDINANCE _____

COUNCIL BILL _____

AN ORDINANCE relating to the municipal water system of The City of Seattle; providing for the defeasance of the claim or lien of certain of the City's outstanding water system revenue bonds and payment of the administrative costs of such defeasance; providing for and authorizing the purchase of certain obligations and for the use and application of the money derived from those investments; authorizing the execution of a defeasance trust agreement to establish a defeasance escrow; authorizing the call for redemption prior to their maturity of those outstanding bonds that are to be defeased; and ratifying and confirming certain prior acts.

WHEREAS, The City of Seattle (the "City") owns, maintains, and operates a municipal water system as part of Seattle Public Utilities (the "Municipal Water System"), which Municipal Water System has from time to time required various additions, improvements, betterments, and extensions; and

WHEREAS, the City has previously authorized and issued, and may from time to time in the future authorize and issue, water system revenue bonds having a charge and lien on the Net Revenue of the Water System prior and superior to any other charges whatsoever ("Parity Bonds"), which are designated as defeasible under this ordinance (the "Defeasible Bonds"); and

WHEREAS, it is advantageous to the City and its ratepayers to provide for the application of available Net Revenues or other available funds (other than proceeds of Tax-Advantaged Bonds) to defease outstanding Defeasible Bonds whenever the Director of Finance determines that such defeasance will achieve a long-term cost savings or other benefit to the City or its ratepayers, all as permitted under chapter 39.53 RCW; and

WHEREAS, the City has determined that it is in the best interest of the City and its ratepayers to authorize, subject to the provisions of this ordinance, the Director of Finance to carry out the defeasance and

redemption of all or any portion of the Defeasible Bonds and to pay the administrative costs of carrying out the defeasance of those Defeasible Bonds; and

WHEREAS, pursuant to the authority delegated in this ordinance, the Director of Finance from time to time will receive, review and adopt a plan (a “Defeasance Plan”) to defease selected maturities (or partial maturities) of certain series of those Defeasible Bonds, which selected series and maturities (or partial maturities) will be identified in the Defeasance Plan, and to carry out the defeasance and redemption of any Defeasible Bonds as the Director of Finance may deem in the best interests of the City and its ratepayers; NOW, THEREFORE,

BE IT ORDAINED BY THE CITY OF SEATTLE AS FOLLOWS:

Section 1. **Definitions.** As used in this ordinance, the following capitalized terms shall have the meanings set forth below:

“**Acquired Obligations**” means Government Obligations maturing or having guaranteed redemption prices at the option of the holder at such time or times as may be required to provide funds sufficient to carry out the Defeasance Plan, and satisfying the requirements of the Defeased Bond Documents relating to the Defeased Bonds included in that Defeasance Plan. For purposes of this definition, eligible “Government Obligations” for inclusion in a Defeasance Plan shall be determined in accordance with the applicable Defeased Bond Documents.

“**Bond Counsel**” means a lawyer or a firm of lawyers, selected by the City, of nationally recognized standing in matters pertaining to bonds issued by states and their political subdivisions.

“**City**” means The City of Seattle, Washington, a municipal corporation duly organized and existing under the laws of the State.

“**City Council**” means the City Council of the City, as duly and regularly constituted from time to time.

“**Code**” means the Internal Revenue Code of 1986, or any successor thereto, as it has been and may be amended from time to time, and regulations thereunder.

“Defeasance Plan” means the plan approved by the Director of Finance pursuant to the delegation set forth herein to accomplish the defeasance and redemption of the identified Defeasible Bonds. Each Defeasance Plan must identify the maturities (or partial maturities) and series of Defeasible Bonds to be defeased and redeemed thereby, and must provide for their defeasance and/or redemption, substantially as follows, with such additional detail and adjustments to be set forth in the Defeasance Trust Agreement as the Director of Finance may deem necessary or desirable:

- (a) The City shall deposit available Net Revenue of the Municipal Water System, and such other money (other than proceeds of Tax-Advantaged Bonds) as may be included in the plan by the Director of Finance, into a defeasance escrow or trust account held by the Defeasance Trustee;
- (b) Upon receipt of a certification or verification by a certified public accounting firm or financial advisor that the amounts deposited with it will be sufficient to accomplish the defeasance and redemption as described in such Defeasance Trust Agreement, the Defeasance Trustee shall invest such escrow deposits in the Acquired Obligations specified therein (unless directed in the Defeasance Trust Agreement to hold such deposits uninvested) and shall establish a beginning cash balance; and
- (c) As further directed in the Defeasance Trust Agreement, the Defeasance Trustee shall apply the amounts received as interest on and maturing principal of such Acquired Obligations (together with any cash balance in the defeasance trust account) to call, pay, and redeem those Defeasible Bonds on the dates and times identified in the plan, and (if so directed) to pay the administrative costs of carrying out the foregoing.

If the Director of Finance serves as the Defeasance Trustee, the Director of Finance shall approve a written Defeasance Plan (which need not be set forth in a Defeasance Trust Agreement) providing that the escrow funds are to be held separate and apart from all other funds of the City and are to be applied substantially as set forth above.

“Defeasance Trust Agreement” means an escrow or trust agreement between the City and a Defeasance Trustee as described in Section 3(d) of this ordinance.

“Defeasance Trustee” means the Director of Finance, or a financial institution selected by the Director of Finance, serving in the capacity of Defeasance Trustee or escrow agent under a Defeasance Trust Agreement.

“Defeased Bond Documents” means (a) the ordinance(s) authorizing the issuance of the Defeased Bonds; (b) the authenticated bond form; and (c) the written agreement(s) setting forth the terms, conditions, or covenants pursuant to which such bond was issued and sold, as set forth in any one or more of the following (if any): (i) a sale resolution, (ii) a bond purchase contract (as defined in the applicable authorizing ordinance), (iii) a bond indenture or a fiscal agent or paying agent agreement (other than the State fiscal agency contract), and (iv) a direct purchase or continuing covenant agreement.

“Defeased Bonds” means those Defeasible Bonds identified in a Defeasance Plan in accordance with this ordinance.

“Defeasible Bonds” means each series of Parity Bonds that have been designated, or may in the future be designated, as defeasible under this ordinance, including: (a) each series of Outstanding Parity Bonds listed in Exhibit A; and (b) each series of Future Parity Bonds designated by the City as Defeasible Bonds.

“Director of Finance” means the Director of the Finance Division of the Department of Finance and Administrative Services of the City, or any other officer who succeeds to substantially all of the responsibilities of that office.

“Government Obligations” means, unless otherwise defined in the Defeased Bond Documents, any government obligation as that term is defined in RCW 39.53.010, as now in effect or as may be hereafter amended.

“Gross Revenue” means (a) all income, revenues, receipts and profits derived by the City through the ownership and operation of the Municipal Water System; (b) the proceeds received by the City directly or indirectly from the sale, lease or other disposition of any of the properties, rights or facilities of the Municipal Water System; (c) Payment Agreement Receipts, to the extent that such receipts are not offset by Payment Agreement Payments; and (d) the investment income earned on money held in any fund or account of the City,

including any bond redemption funds and the accounts therein, in connection with the ownership and operation of the Municipal Water System. Gross Revenue does not include: (a) income derived from investments irrevocably pledged to the payment of any defeased bonds payable from Gross Revenue; (b) investment income set aside for or earned on money in any fund or account created or maintained solely for the purpose of complying with the arbitrage rebate provisions of the Code; (c) any gifts, grants, donations, or other funds received by the City from any State or federal agency or other person if such gifts, grants, donations or other funds are the subject of any limitation or reservation imposed by the donor or grantor or imposed by law or administrative regulation to which the donor or grantor is subject, limiting the application of such funds in a manner inconsistent with the application of Gross Revenue hereunder; (d) the proceeds of any borrowing for capital improvements (or the refinancing thereof); (e) the proceeds of any liability or other insurance, including but not limited to insurance proceeds compensating the City for the loss of a capital asset, but excluding business interruption insurance or other insurance of like nature insuring against the loss of revenues; (f) general ad valorem taxes, excise taxes and special assessments (other than ULID Assessments), including interest and penalties thereon; and (g) earnings of any separate utility system that may be created, acquired, or constructed by the City in accordance with the provisions for a separate system in the Defeased Bond Documents.

“Municipal Water System” means the water system of the City as it now exists, and all additions thereto and betterments and extensions thereof at any time made, together with any utility systems of the City hereafter combined with the Municipal Water System. The Municipal Water System shall not include any separate utility system that may be created, acquired, or constructed by the City as provided in the Defeased Bond Documents.

“Net Revenue” means, for any period, Gross Revenue less Operating and Maintenance Expense.

“Omnibus Defeasance Ordinance” means this ordinance (as it may be amended from time to time) or any other ordinance of the City passed in the future, authorizing the defeasance and redemption of Defeasible

Bonds.

“Operating and Maintenance Expense” means all expenses incurred by the City in causing the Municipal Water System to be operated and maintained in good repair, working order and condition, including without limitation: (a) deposits, premiums, assessments or other payments for insurance, if any, on the Municipal Water System; (b) payments into pension funds; (c) State-imposed taxes; (d) amounts due under Contract Resource Obligations in accordance with the provisions of the Defeased Bond Documents; (e) payments made to another person or entity for the receipt of water supply or transmission or other commodity or service; and (f) payments with respect to any other expenses of the Municipal Water System that are properly treated as Operating and Maintenance Expense under generally accepted accounting principles applicable to municipal corporations, including payments (other than payments out of proceeds of Parity Bonds or other obligations not issued to pay current expenses of the Municipal Water System) into reasonable reserves for items of operating or maintenance expense the payment of which is not immediately required. Operating and Maintenance Expense does not include: depreciation, amortization, or other similar recognitions of non-cash expense items made for accounting purposes only including non-cash pension expense; taxes levied or imposed by the City or payments in lieu of City taxes; payments of claims or judgments; or capital additions or capital replacements of the Municipal Water System.

“Outstanding Parity Bonds” means those outstanding Parity Bonds identified in Exhibit A. When used in reference to a particular date (or in reference to a particular series of Parity Bonds), Outstanding Parity Bonds shall mean those Parity Bonds, including any Parity Bonds issued subsequent to the date of this ordinance, that are outstanding as of that date (or as of the issue date of the referenced series of Parity Bonds).

“Parity Bond Account” means the Water Revenue Parity Bond Account created by Ordinance 116705 in the Water Fund for the purpose of paying and securing payment of the principal of and interest on Parity Bonds.

“Parity Bonds” means water system revenue obligations payable solely from the Parity Bond Account

having a charge and lien on the Net Revenue of the Municipal Water System prior and superior to any other charges whatsoever.

“Tax-Advantaged Bond” means any bond or other financial obligation issued by the City, (a) the interest on which is intended on its issue date to be excludable from gross income for federal income tax purposes, or (b) that is designated by the City as a tax credit bond pursuant to the Code, and which is further designated as a “qualified bond” under Section 6431 (or substantively similar provision of the Code), and with respect to which the City is eligible to claim a tax credit subsidy payment in respect of interest on the obligation.

“Water Fund” means the fund of that name into which is paid the Gross Revenue of the Municipal Water System.

Section 2. **Finding With Respect to Defeasance.** The City Council hereby finds that the irrevocable deposit of money and securities with a Defeasance Trustee, verified or certified as to sufficiency in accordance with a Defeasance Plan approved pursuant to this ordinance, will discharge and satisfy the obligations of the City as to the Defeased Bonds identified therein, including all pledges, charges, trusts, covenants, and agreements under the applicable Defeased Bond Documents. Immediately upon such deposit, the Defeased Bonds identified in such Defeasance Plan shall be defeased and shall no longer be deemed to be outstanding under the applicable Defeased Bond Documents.

The City Council finds and determines that it is in the best interest of the City and its taxpayers that the City carry out a Defeasance Plan approved by the Director of Finance as provided for in this ordinance and hereby ratifies and approves any such Defeasance Plan.

Section 3. **Defeasance of the Defeased Bonds.**

(a) **Approval of Defeasance Plan; Appointment of Defeasance Trustee.** The Director of Finance is authorized and directed to select a Defeasance Trustee and to negotiate, execute, and deliver a Defeasance Trust Agreement setting forth a Defeasance Plan for each series of Defeasible Bonds (or portion thereof) to be

defeased and redeemed pursuant to this ordinance, in accordance with subsection (d) of this section. Multiple Defeasance Plans may be combined in a single Defeasance Trust Agreement. The Defeasance Plan shall be carried out, and the money on deposit in the defeasance escrow shall be applied, in accordance with this ordinance, the respective Defeased Bond Documents, the Defeasance Trust Agreement, and the laws of the State.

(b) **Acquisition of Acquired Obligations.** To the extent practicable and desirable, the Defeasance Plan shall provide for the Defeasance Trustee's purchase of Acquired Obligations, bearing such interest and maturing as to principal and interest in such amounts and at such times so as to provide, together with a beginning cash balance, if necessary, for the timely payment of the amounts required to be paid by the Defeasance Plan. The Acquired Obligations shall be listed and more particularly described in a schedule attached to the Defeasance Trust Agreement, but are subject to substitution as set forth in subsection (c) below.

(c) **Substitution of Acquired Obligations.** The City reserves the right at any time to substitute cash or other Government Obligations (as defined in the applicable Defeased Bond Documents) for the Acquired Obligations if the City obtains a verification by a nationally recognized independent certified public accounting firm reasonably acceptable to the Defeasance Trustee confirming that the payments of principal of and interest on the substitute obligations, if paid when due, together with the cash to be held by the Defeasance Trustee, will be sufficient to carry out the Defeasance Plan. If the applicable Series of Defeased Bonds were issued as Tax-Advantaged Bonds, then prior to such substitution, the City must also obtain an opinion from Bond Counsel to the effect that the disposition and substitution or purchase of such securities will not cause adverse federal tax consequences as to any such Defeased Bonds that were issued as Tax-Advantaged Bonds (except to the extent that the City has opted to forego any available tax credit subsidy payment in connection with the original defeasance) and that such disposition and substitution or purchase is in compliance with the applicable statutes and regulations. Any surplus money resulting from the sale, transfer, other disposition or redemption of the Acquired Obligations and the substitutions therefor shall be released from the trust estate and

may be used for any lawful City purpose.

(d) **Defeasance Trust Agreement.** The Director of Finance is authorized to execute one or more Defeasance Trust Agreements with one or more Defeasance Trustees, setting forth the duties, obligations, and responsibilities of the Defeasance Trustee in connection with carrying out the applicable Defeasance Plan. Each Defeasance Trust Agreement and Defeasance Plan must, among other things: (1) identify the Defeasible Bonds to be defeased and redeemed thereby; (2) contain the elements set forth in the definition of Defeasance Plan set forth in this ordinance, including authorizing and directing the Defeasance Trustee to use the money deposited with it to purchase the Acquired Obligations (or substitute obligations) and to apply such money along with the maturing principal of and interest on such obligations to make the payments required to be made by the Defeasance Plan; and (3) provide for the giving of notices of defeasance and redemption, as required under the Defeased Bond Documents. The Defeasance Trust Agreement may additionally provide for the payment of the costs of administering the Defeasance Plan (including without limitation, all necessary and proper fees, compensation, and expenses of the Defeasance Trustee and all other costs incidental to the setting up of the escrow to accomplish the Defeasance Plan), and for such other related matters as the Director of Finance may deem necessary or expedient.

Section 4. **Redemption of the Defeased Bonds.** The Director of Finance is authorized on behalf of the City to take such actions as may be necessary or convenient to call the Defeased Bonds for redemption. Such call for redemption of the Defeased Bonds shall identify the Defeased Bonds, redemption dates and redemption prices (expressed as a percentage of the stated principal amount) and shall be irrevocable after the effective date of the Defeasance Trust Agreement. The dates on which the Defeased Bonds are to be called for redemption shall be, in the judgment of the Director of Finance, the earliest practical dates on which those Defeased Bonds may be called for redemption following the effective date of the Defeasance Trust Agreement. The proper City officials are authorized and directed to give or cause to be given such notices as required, at the times and in the manner required pursuant to the Defeased Bond Documents, in order to carry out the

Defeasance Plan.

Section 5. **Outstanding Parity Bonds Declared Defeasible**. All outstanding Parity Bonds that have previously been, or may in the future be, designated as “Refundable Bonds” under Ordinance 125714, passed by the City Council on November 19, 2018 and signed by the Mayor on November 26, 2018 (the “Omnibus Refunding Ordinance”), as it may be amended from time to time, are declared to be Defeasible Bonds under this ordinance.

Section 6. **General Authorization**. In addition to the specific authorizations in this ordinance, the Mayor and the Director of Finance and each of the other appropriate officers of the City is each authorized and directed to do everything as in their judgment may be necessary, appropriate, or desirable in order to carry out the terms and provisions of, and complete the transactions contemplated by, this ordinance.

Section 7. **Severability**. The provisions of this ordinance are declared to be separate and severable. If a court of competent jurisdiction, all appeals having been exhausted or all appeal periods having run, finds any provision of this ordinance to be invalid or unenforceable as to any person or circumstance, such offending provision shall, if feasible, be deemed to be modified to be within the limits of enforceability or validity. However, if the offending provision cannot be so modified, it shall be null and void with respect to the particular person or circumstance, and all other provisions of this ordinance in all other respects, and the offending provision with respect to all other persons and all other circumstances, shall remain valid and enforceable.

Section 8. **Ratification of Prior Acts**. Any action taken consistent with the authority of this ordinance, after its passage but prior to the effective date, is ratified, approved, and confirmed.

Section 9. **Section Headings**. Section headings in this ordinance are used for convenience only and shall not constitute a substantive portion of this ordinance.

Section 10. **Effective Date**. This ordinance shall take effect and be in force 30 days after its approval by the Mayor, but if not approved and returned by the Mayor within ten days after presentation, it

shall take effect as provided by Seattle Municipal Code Section 1.04.020.

Passed by the City Council the _____ day of _____, 2020, and signed by
me in open session in authentication of its passage this _____ day of _____, 2020.

President _____ of the City Council

Approved by me this _____ day of _____, 2020.

Jenny A. Durkan, Mayor

Filed by me this _____ day of _____, 2020.

Monica Martinez Simmons, City Clerk

(Seal)

Exhibits:

Exhibit A - List of Outstanding Parity Bonds

EXHIBIT A

OUTSTANDING WATER PARITY BONDS

Issue Name	Dated Date	Original Par Amount	Bond Legislation		
			New Money Ord.	Refunding Ord.	Bond Sale Res.
Water System Revenue Bonds, 2010A (Taxable Build America Bonds – Direct Payment)	1/21/2010	\$109,080,000	Ord. 123168	- -	Res. 31182
Water System Improvement and Refunding Revenue Bonds, 2010B	1/21/2010	\$81,760,000	Ord. 123168	Ord. 121939 (as amended by Ord. 122837)	Res. 31182
Water System Refunding Revenue Bonds, 2012	5/30/2012	\$238,770,000	- -	Ord. 121939 (as amended by Ord. 122837)	Res. 31382
Water System Improvement and Refunding Revenue Bonds, 2015	6/10/2015	\$340,840,000	Ord. 124340	Ord. 124339 (amending and restating Ord. 121939)	Res. 31586
Water System Improvement and Refunding Revenue Bonds, 2017	01/25/2017	\$194,685,000	Ord. 125183	Ord. 124339 (amending and restating (Ord. 121939) as amended by Ord. 125183)	Res. 31726

SUMMARY and FISCAL NOTE*

Department:	Dept. Contact/Phone:	CBO Contact/Phone:
FAS	Michael Van Dyck 206-619-0393	Caleb Wagenaar (206) 733-9228

1. BILL SUMMARY

Legislation Title: AN ORDINANCE relating to the municipal water system of The City of Seattle; providing for the defeasance of the claim or lien of certain of the City’s outstanding water system revenue bonds and payment of the administrative costs of such defeasance; providing for and authorizing the purchase of certain obligations and for the use and application of the money derived from those investments; authorizing the execution of a defeasance trust agreement to establish a defeasance escrow; authorizing the call for redemption prior to their maturity of those outstanding bonds that are to be defeased; and ratifying and confirming certain prior acts.

Summary and background of the Legislation: As part of its duty to manage debt for the City and its utilities, FAS actively monitors opportunities to reduce the interest rates on outstanding debt. One strategy for doing so involves using cash to pre-fund an escrow (a “defeasance escrow”) established to repay the debt on the scheduled payment dates. This legislation authorizes the deposit, from time to time, of Water System revenues in a defeasance escrow held by a bank for the purpose of paying debt service on, and eventually redeeming at maturity, high-interest rate outstanding bonds. The intent is to save the City and its ratepayers money by reducing its debt service costs.

In the past, issuers of municipal bonds were allowed to refund (refinance) their high interest rate outstanding tax-exempt bonds prior to their call dates (“advance refunding”) by depositing the proceeds of new lower-interest rate tax-exempt bonds into a defeasance escrow for the redemption of those bonds. This enabled cities to trade high interest rate debt for lower interest rate debt, thereby reducing their interest costs. However, the 2017 Tax Cuts and Jobs Act eliminated the ability to do this on a tax-exempt basis, thereby reducing the savings available to the local government.

An alternative strategy (“Debt Optimization”) for capturing the maximum amount of savings for the local government is to use available cash, rather than proceeds of tax-exempt bonds, to fund the defeasance escrow. This may also require reallocating proceeds of new tax-exempt bonds to pay for the capital purposes that would otherwise have been paid with cash. Using a Debt Optimization strategy, FAS can manage the aggregate debt portfolio so that the new debt does not increase the overall debt burden and does not extend the term of outstanding debt. Debt Optimization has the net result of replacing higher interest rate debt with lower interest rate debt, which, of course, reduces overall interest costs for the issuer (and its rate payers).

2. IMPLICATIONS

- a. **Does this legislation affect any departments besides the originating department?**
This legislation lowers debt service costs for SPU and is administered by FAS.
- b. **Is a public hearing required for this legislation?**
No.
- c. **Does this legislation require landlords or sellers of real property to provide information regarding the property to a buyer or tenant?**
No.
- d. **Is publication of notice with *The Daily Journal of Commerce* and/or *The Seattle Times* required for this legislation?**
No.
- e. **Does this legislation affect a piece of property?**
No.
- f. **Please describe any perceived implication for the principles of the Race and Social Justice Initiative. Does this legislation impact vulnerable or historically disadvantaged communities? What is the Language Access plan for any communications to the public?**
N/A
- g. **If this legislation includes a new initiative or a major programmatic expansion: What are the specific long-term and measurable goal(s) of the program? How will this legislation help achieve the program's desired goal(s).**
N/A

List attachments/exhibits below:



Legislation Text

File #: CB 119928, **Version:** 1

CITY OF SEATTLE
ORDINANCE _____
COUNCIL BILL _____

AN ORDINANCE relating to Admission Tax revenue; amending Section 5.40.120 of the Seattle Municipal Code.

WHEREAS, Ordinance 121006 reorganized the Seattle Arts Commission (SAC) into a new Executive

department, the Office of Arts and Cultural Affairs (now called the Office of Arts & Culture (ARTS)); recreated SAC as an advisory body; set forth duties of ARTS and SAC, and the budget role of SAC; and affirmed ARTS use of 20 percent of the City's Admission Tax revenues; and

WHEREAS, Ordinance 123155 increased the portion of the Admission Tax revenue directed to ARTS from 20 percent to 75 percent, and established these revenues, rather than General Fund resources, as the key source for ARTS funding; and

WHEREAS, Ordinance 123155 clarified that the City Council's dedication of a portion of the City's Admission Tax revenues to arts and culture was intended to provide a "relatively stable, reliable and dedicated revenue stream to fund [ARTS] core programs"; and

WHEREAS, Ordinance 125496 allocated all Admission Tax revenue to ARTS; and

WHEREAS, Ordinance 125672 added payment of the City's rent adjustment obligation to Seattle Arena Company, LLC to the purposes for which Admission Tax revenue would be appropriated; and

WHEREAS, Ordinance 125695 clarified that payment of the City's contractual obligations is not the only purpose for which Admission Tax revenue would be appropriated; and

WHEREAS, for simplicity of administration, depositing Admission Tax receipts where the great majority of the revenues will be spent, namely the Arts and Culture Fund, would be best;

NOW, THEREFORE,

BE IT ORDAINED BY THE CITY OF SEATTLE AS FOLLOWS:

Section 1. Section 5.40.120 of the Seattle Municipal Code, last amended by Ordinance 125695, is amended as follows:

5.40.120 Receipts to ((General)) Arts and Culture Fund

A. Beginning January 1, ((2018)) 2022, all receipts from the admission tax levied in this Chapter 5.40 shall be deposited into the ((General)) Arts and Culture Fund.

B. Admission tax revenue in the ((General)) Arts and Culture Fund shall be annually appropriated:

1. To the Office of Arts and Culture to support the following purposes:

- a. Arts-related programs and one-time capital expenditures that keep artists living, working, and creatively challenged in Seattle;
 - b. Initiatives and programs to build community through the arts and create opportunities for the public to intersect with artists and their work;
 - c. Initiatives and programs that provide art opportunities for youth in and out of school;
- and

2. For payment of the City's rent adjustment obligations to Seattle Arena Company, LLC or its permitted successors and assigns under the Lease Agreement (Arena at Seattle Center) between The City of Seattle and Seattle Arena Company, LLC, Attachment 1 to Ordinance 125669 (as may be amended or modified in accordance with its terms) (the "Arena Lease"), and only to the extent that such annual appropriation does not exceed the total admission tax revenues generated through operations of the arena at the Seattle Center for that calendar year, minus the amount of the Rent Adjustment Threshold for Admission Tax revenues identified in Article III, Section 6 of the Arena Lease.

* * *

Section 2. This ordinance shall take effect and be in force 30 days after its approval by the Mayor, but if not approved and returned by the Mayor within ten days after presentation, it shall take effect as provided by Seattle Municipal Code Section 1.04.020.

Passed by the City Council the _____ day of _____, 2020, and signed by me in open session in authentication of its passage this _____ day of _____, 2020.

President _____ of the City Council

Approved by me this _____ day of _____, 2020.

Jenny A. Durkan, Mayor

Filed by me this _____ day of _____, 2020.

Monica Martinez Simmons, City Clerk

(Seal)

SUMMARY and FISCAL NOTE*

Department:	Dept. Contact/Phone:	CBO Contact/Phone:
City Budget Office		William Chen/206-233-7274

** Note that the Summary and Fiscal Note describes the version of the bill or resolution as introduced; final legislation including amendments may not be fully described.*

1. BILL SUMMARY

Legislation Title: AN ORDINANCE relating to Admission Tax revenue; amending Section 5.40.120 of the Seattle Municipal Code.

Summary and background of the Legislation: Admission Tax is currently received into the General Fund and is appropriated to the Office of Arts & Culture (ARTS) based on the total collected two years prior to the current budget year. This change would simplify administration of Admission Tax as ARTS' operating revenue by receipting Admission Tax directly into the Arts and Culture Fund. ARTS will also move to budgeting Admission Tax funds within the same year of collection, bringing ARTS/Arts and Culture Fund/Admission Tax administrative methodology in line with how other funds, like the General Fund, are budgeted, appropriated, and spent.

2. CAPITAL IMPROVEMENT PROGRAM

Does this legislation create, fund, or amend a CIP Project? ___ Yes X No

3. SUMMARY OF FINANCIAL IMPLICATIONS

Does this legislation amend the Adopted Budget? ___ Yes X No

Does the legislation have other financial impacts to the City of Seattle that are not reflected in the above, including direct or indirect, short-term or long-term costs?
No

Is there financial cost or other impacts of *not* implementing the legislation?
No

4. OTHER IMPLICATIONS

- a. **Does this legislation affect any departments besides the originating department?**
No
- b. **Is a public hearing required for this legislation?**
No

- c. Does this legislation require landlords or sellers of real property to provide information regarding the property to a buyer or tenant?**

No

- d. Is publication of notice with *The Daily Journal of Commerce* and/or *The Seattle Times* required for this legislation?**

No

- e. Does this legislation affect a piece of property?**

No

- f. Please describe any perceived implication for the principles of the Race and Social Justice Initiative. Does this legislation impact vulnerable or historically disadvantaged communities? What is the Language Access plan for any communications to the public?**

This legislation is a change in administrative procedure that simplifies and clarifies the financial situation of the Arts and Culture Fund and Admission Tax revenues. It does not affect programmatic policies or funding of programs.

- g. If this legislation includes a new initiative or a major programmatic expansion: What are the specific long-term and measurable goal(s) of the program? How will this legislation help achieve the program's desired goal(s).**

Not applicable.

List attachments/exhibits below:



Legislation Text

File #: CB 119929, **Version:** 1

CITY OF SEATTLE

ORDINANCE _____

COUNCIL BILL _____

AN ORDINANCE relating to Seattle Center parking charges; amending Section 17.19.010 of the Seattle Municipal Code (SMC) to modify terms of the monthly parking program and permits issued to short-term premises licensees, increase parking enforcement fees and maximum price for the premium parking program, adjust Special Parking charges, and revise online customer transaction fees to align with SMC 5.22.020.

BE IT ORDAINED BY THE CITY OF SEATTLE AS FOLLOWS:

Section 1. Section 17.19.010 of the Seattle Municipal Code, last amended by Ordinance 125700, is amended as follows:

17.19.010 Seattle Center parking charges

A. Authorization to (~~Establish Charges~~) establish charges. The Seattle Center Director may establish, by rules adopted pursuant to Chapter 3.02, (~~of the Seattle Municipal Code, Regular and Special~~) regular and special charges for the use of parking facilities operated by the Seattle Center Department, whether or not located within the bounds of the Seattle Center as defined by Ordinance 90160. All parking charges shall be inclusive of any taxes.

B. Regular charges. The regular Seattle Center parking (“Regular Parking”) charges shall be composed of two types of charges: daily charges and monthly charges. Regular Parking charges shall apply to all vehicles (including vehicles displaying disabled permits) unless the vehicle qualifies for a Special Parking charge pursuant to this Section 17.19.010 or rules adopted under this Section 17.19.010. The Regular Parking charge shall be prorated commensurate with the size and number of parking space(s) required by vehicles, such as motorcycles, mopeds, buses, and other over- or undersized vehicles.

1. Daily parking. Daily charges shall be determined by the Director with consideration for demand and shall not be less than \$1 for the first hour of parking nor greater than \$45 for any 12-hour period.

2. ~~((Monthly))~~ Designated-hours monthly parking. Monthly parking charges shall be not less than \$85 nor greater than \$250 for a monthly parking permit, valid on a space-available basis for designated hours. The monthly parking charge may be prorated when a monthly parking permit is purchased for only a portion of a month, in accordance with rules adopted under this Section 17.19.010.

C. Special Parking charges. At the discretion of the Seattle Center Director or the Director's designee, special Seattle Center parking ("Special Parking") charges may be established as follows:

1. Monthly parking discounts. For the simultaneous purchase, not for resale at a profit, of ten or more monthly parking permits for a given month, a discounted charge equal to not less than ~~((75))~~ 60 percent of the monthly parking charge.

2. Parking scrip. For the ~~((simultaneous))~~ purchase of a parking scrip, not for resale at a profit, a discounted charge equal to not less than ~~((75))~~ 60 percent of the Regular Parking charge therefor.

3. Premium parking program. For the privilege of participating in the Seattle Center Facility premium parking program (under which a non-designated parking space in such garage is reserved for the participant), a charge of not more than ~~((75))~~ \$100 for the period of time coinciding with the event. ~~((reservation plus a service charge of the greater of \$25 or one percent of each parking order.))~~

4. In excess of 12 hours. For parking in excess of 12 hours, up to a total of 24 hours, a fee equal to each 12-hour applicable event or non-event parking charge for the designated location.

5. Parking coupons. For the privilege of having the Seattle Center Department honor parking coupons, a charge per event as follows: If the Seattle Center Department incurs any costs for the production of the parking coupons or any incremental staffing costs due to their use, then the greater of the Regular Parking charges that would apply to the parking of all vehicles for which the parking coupons are used plus the incremental staffing costs and actual production costs incurred by the Seattle Center Department, or a charge of

not less than \$1, nor more than \$45 for the period of time coinciding with the event plus a service charge of the greater of \$25 or one percent of each parking order. For purposes of this subsection 17.19.010.C.5, a “parking coupon” is a coupon authorized in advance by the Seattle Center Director or the Director’s designee, containing at a minimum the limitations, conditions, and instructions specified by the Director or the Director’s designee, that is distributed by the sponsor of an event or activity expected to require the use of parking facilities operated by the Seattle Center Department, and that is surrendered by the driver of a vehicle at a parking facility operated by the Seattle Center Department in lieu of payment at the time of parking there.

6. Short-term premises licensees. For the purchase of a permit issued to short-term premises licensees for use of Seattle Center parking facilities for a specified duration, a charge of not less than \$15 and not more than \$45 (~~(per day)~~) for any 12-hour period.

7. Other parking charges

a. For the replacement of a lost monthly parking access card, a charge of not less than \$5 and not more than \$15.

b. For a purchase of monthly parking after the close of the announced monthly parking sales period, a charge of \$15.

c. For the online customer transaction fee, (~~(for the purchase of monthly parking,)~~) a charge (~~((of not more than \$5 and not less than \$3))~~) consistent with Section 5.22.020.

d. For a lost parking facility entry ticket, an amount of not more than twice the 12-hour fee in place at time of entry.

e. For exceeding the designated hours limitation for designated-hours monthly parking, a fee equal to each 12-hour applicable event or non-event parking charge for the designated location.

D. Permits for parking without charge. At the discretion of the Seattle Center Director, parking permits may be issued, without charge, to individuals providing uncompensated service to the Seattle Center Department or to the Seattle Center Advisory Commission, to any officer or employee of The City of Seattle or

other governmental entity, or to any person in order to facilitate any contractor engaged in a construction or demolition project at Seattle Center, to enhance public safety, or to align with the Department's race and social justice goals.

E. When parking charges due and payable. All parking charges imposed pursuant to this Section 17.19.010 shall be due and payable in advance or as of the commencement of the use of the subject parking area except when (1) a short-term premises licensee has contracted to pay for parking fees as part of the Seattle Center Licensing Agreement, (2) a parking coupon is used, pursuant to subsection 17.19.010.C.5, (3) a client is invoiced for parking charges and pays according to standard Seattle Center invoicing provisions, or (4) automated parking equipment installed in the parking facility prohibits exiting the facility unless proof of payment is provided.

F. Enforcement of parking charges. A parking surcharge equal to no more than ~~((Five Dollars (\$5.00)))~~ \$10 shall be due and payable whenever the applicable parking charge has not been paid at or before the time such parking charge became due and payable. An additional parking surcharge equal to no more than ~~((Twenty Dollars (\$20.00)))~~ \$30 shall be due and payable whenever the applicable parking charge or the first surcharge has not been paid within ~~((fourteen (14)))~~ 14 days after the time the parking charge became due and payable. At the discretion of the Director, the Department may allow all or a portion of the parking surcharges collected by an agent to be retained by the agent in exchange for said agent's collection and remittance of the parking charge to the Seattle Center.

G. ~~((Nonpublic Parking Use of Parking Facilities))~~ Non-public use of parking facilities. The Seattle Center Director or such official's designee is hereby authorized to execute, on behalf of the City, licensing agreements for the use of all or a portion of a parking facility for a client's exclusive use for such times as such facility is not required for public parking or in use by contract made pursuant to a specific ordinance, at a discounted charge equal to not less than ~~((fifty (50)))~~ 50 percent of the ~~((Nonevent))~~ non-event charge therefor.

Section 2. Section 1 of this ordinance shall take effect January 1, 2021.

Section 3. This ordinance shall take effect and be in force 30 days after its approval by the Mayor, but if not approved and returned by the Mayor within ten days after presentation, it shall take effect as provided by Seattle Municipal Code Section 1.04.020.

Passed by the City Council the _____ day of _____, 2020, and signed by
me in open session in authentication of its passage this _____ day of _____, 2020.

President _____ of the City Council

Approved by me this _____ day of _____, 2020.

Jenny A. Durkan, Mayor

Filed by me this _____ day of _____, 2020.

Monica Martinez Simmons, City Clerk

(Seal)

SUMMARY and FISCAL NOTE*

Department:	Dept. Contact/Phone:	CBO Contact/Phone:
Seattle Center	Richard Pedowitz/684-0776	William Chen/233-7274

** Note that the Summary and Fiscal Note describes the version of the bill or resolution as introduced; final legislation including amendments may not be fully described.*

1. BILL SUMMARY

Legislation Title: AN ORDINANCE relating to Seattle Center parking charges; amending Section 17.19.010 of the Seattle Municipal Code (SMC) to modify terms of the monthly parking program and permits issued to short-term premises licensees, increase parking enforcement fees and maximum price for the premium parking program, adjust Special Parking charges, and revise online customer transaction fees to align with SMC 5.22.020.

Summary and background of the Legislation:

This legislation amends the Seattle Municipal Code to modify the terms of the monthly parking program to clarify that monthly parking is for designated hours only, establishes an enforcement fee when those hours are exceeded and adjusts the maximum volume discount for the purchase of monthly parking permits. The legislation also increases the parking enforcement fees and raises the maximum price for the premium parking program to align with the premium parking fee that will be used at Climate Pledge Arena. Additionally, the legislation modifies various Special Parking charges and adjusts the permit fees for short-term premise licenses, so they are based on a 12-hour use period like the regular parking fees and aligns the online transaction fees with the requirements of SMC 5.22.020.

The monthly parking programs changes are primarily being requested to address issues related to residential parking near Seattle Center. As rents and associated parking fees near Seattle Center increase, some members of the public have purchased monthly parking at Seattle Center rather than utilize parking options at their place of residence. This practice of treating Seattle Center parking spaces like a personal garage has reduced availability of parking for event patrons and is not the intent of the monthly parking program. The legislation clarifies that monthly parking is for designated hours use only and establishes an enforcement fee if the limitations are not respected. The remainder of the changes are to better align Seattle Center's parking policies with the current parking program and rates and with city-wide policies regarding online transaction fees.

2. CAPITAL IMPROVEMENT PROGRAM

Does this legislation create, fund, or amend a CIP Project? ☐ Yes ☒ No

3. SUMMARY OF FINANCIAL IMPLICATIONS

Does this legislation amend the Adopted Budget? ☐ Yes ☒ No

Does the legislation have other financial impacts to The City of Seattle that are not reflected in the above, including direct or indirect, short-term or long-term costs?

No.

Is there financial cost or other impacts of *not* implementing the legislation?

The most significant impact of not implementing the legislation would be a reduction in the number of parking spaces available for public use for events and the continuation of some internal inconsistencies in parking policies as well inconsistencies with current city policies regarding online transaction fees.

4. OTHER IMPLICATIONS

a. Does this legislation affect any departments besides the originating department?

No

b. Is a public hearing required for this legislation?

No

c. Does this legislation require landlords or sellers of real property to provide information regarding the property to a buyer or tenant?

No

d. Is publication of notice with *The Daily Journal of Commerce* and/or *The Seattle Times* required for this legislation?

No

e. Does this legislation affect a piece of property?

No

f. Please describe any perceived implication for the principles of the Race and Social Justice Initiative. Does this legislation impact vulnerable or historically disadvantaged communities? What is the Language Access plan for any communications to the public?

There are no perceived implications for the principles of the Race and Social Justice Initiative. Parking information is provided on the Seattle Center website. Questions are addressed by both Transportation Services staff and Customer Service staff and translation assistance is available upon request.

g. If this legislation includes a new initiative or a major programmatic expansion: What are the specific long-term and measurable goal(s) of the program? How will this legislation help achieve the program's desired goal(s)?

N/A

List attachments/exhibits below:

N/A



Legislation Text

File #: CB 119930, **Version:** 1

CITY OF SEATTLE

ORDINANCE _____

COUNCIL BILL _____

AN ORDINANCE relating to adjusting the nine-year Move Seattle Levy appropriation amounts for Levy core categories established by Ordinance 124796, the Levy to Move Seattle; all by a $\frac{3}{4}$ vote of the City Council.

WHEREAS, in 2015, Ordinance 124796 submitted to the qualified electors of the City a property tax levy for the purpose of raising up to \$930,000,000 over nine years for transportation improvement purposes; and

WHEREAS, Section 6 of Ordinance 124796 established aggregate nine-year Levy proceeds appropriation amounts for each Levy core category; and

WHEREAS, Section 6 of Ordinance 124796 states, “The nine-year appropriation amounts of Levy Proceeds for each core category established in this Section 6 may be changed by up to ten percent of the amount listed for each core category by separate ordinance, after the Levy Oversight Committee has been given an opportunity to comment”; and

WHEREAS, Section 6 further states, “The nine-year appropriations amount of Levy Proceeds for each core category established in this Section 6 may be changed by more than ten percent of the amount listed for each core category by a $\frac{3}{4}$ vote of City Council;” and

WHEREAS, the COVID-19 pandemic and associated decline in revenues have resulted in the need for significant shifts across the Seattle Department of Transportation budgets; NOW, THEREFORE,

BE IT ORDAINED BY THE CITY OF SEATTLE AS FOLLOWS:

Section 1. The Seattle Department of Transportation is authorized to make the following proposed appropriation changes across Move Seattle Levy (“Levy”) categories:

- (a) Safe Routes category.
 - a. Original nine-year appropriation amount: \$207,000,000
 - b. Proposed nine-year appropriation amount: \$240,821,530
 - c. Percent change in appropriation: +16.3%
- (b) Congestion Relief category.
 - a. Original nine-year appropriation amount: \$303,000,000
 - b. Proposed nine-year appropriation amount: \$285,669,270
 - c. Percent change in appropriation: -5.7%
- (c) Maintenance and Repair category.
 - a. Original nine-year appropriation amount: \$420,000,000
 - b. Proposed nine-year appropriation amount: \$397,774,822
 - c. Percent change in appropriation: -5.3%

Section 2. The appropriation changes to the three Levy core categories listed in Section 1 of this ordinance are reflected in the SDOT 2021 Proposed Budget and the 2021-2026 Proposed Capital Improvement Program.

Section 3. This ordinance shall take effect and be in force 30 days after its approval by the Mayor, but if not approved and returned by the Mayor within ten days after presentation, it shall take effect as provided by Seattle Municipal Code Section 1.04.020.

Passed by a 3/4 vote of all the members of the City Council the _____ day of _____, 2020, and signed by me in open session in authentication of its passage this _____ day of _____, 2020.

President _____ of the City Council

Approved by me this _____ day of _____, 2020.

Jenny A. Durkan, Mayor

Filed by me this _____ day of _____, 2020.

Monica Martinez Simmons, City Clerk

(Seal)

SUMMARY and FISCAL NOTE*

Department:	Dept. Contact / Phone:	CBO Contact / Phone:
SDOT	David Conway / 206.684.5016	Aaron Blumenthal / 206.233.2656

** Note that the Summary and Fiscal Note describes the version of the bill or resolution as introduced; final legislation including amendments may not be fully described.*

1. BILL SUMMARY

Legislation Title: AN ORDINANCE relating to adjusting the nine-year Move Seattle Levy appropriation amounts for Levy core categories established by Ordinance 124796, the Levy to Move Seattle; all by a $\frac{3}{4}$ vote of the City Council.

Summary and Background of the Legislation:

Ordinance 124796, which authorized a public vote in 2015 for and established the guidelines controlling the Move Seattle Levy, requires a separate ordinance (after the Levy Oversight Committee has been given an opportunity to comment) to transfer nine-year appropriations up to ten percent (10%) between the three Levy core categories—Safe Routes, Congestion Relief, and Maintenance and Repair. Ord. 124796 § 6, 2015.

With the unanticipated COVID-19 pandemic and associated economic downturn, resulting in significant revenue declines, the Seattle Department of Transportation (SDOT) is required to make reductions to several projects within the Move Seattle Portfolio. These reductions, included in the 2021-2022 Proposed Budget and the 2021-2026 Capital Improvement Program, result in SDOT having to move Levy funds across the Levy core categories. The revenues from the Move Seattle Levy are, however, relatively stable; current projections show a total nine-year aggregate revenue amount of \$924,265,621. The Levy was authorized to raise up to \$930,000,000 in aggregate over the nine-year period. *Id.* § 2.

Additionally, project and program cost estimates, schedules, and funding sources have changed since the beginning of the Levy, resulting in SDOT needing to continue to balance priorities. For instance, the Lander Street grade separation project (part of the Congestion Relief category) is expected to only use \$10M in Levy funds, compared to the initial \$20M estimate.

This ordinance authorizes the adjustment of the original nine-year estimated appropriation amounts between the three Levy core categories.

2. CAPITAL IMPROVEMENT PROGRAM

Does this legislation create, fund, or amend a CIP Project? ___ Yes X No

3. SUMMARY OF FINANCIAL IMPLICATIONS

Does this legislation amend the Adopted Budget? ___ Yes X No

Does the legislation have other financial impacts to the City of Seattle that are not reflected in the above, including direct or indirect, short-term or long-term costs?

No.

Is there financial cost or other impacts of *not* implementing the legislation?

Yes. SDOT will face programmatic impacts if this legislation is not implemented. SDOT will need to add and reduce different programs to align the budgets to the original three Levy core category amounts.

4. OTHER IMPLICATIONS

a. Does this legislation affect any departments besides the originating department?

No.

b. Is a public hearing required for this legislation?

No.

c. Does this legislation require landlords or sellers of real property to provide information regarding the property to a buyer or tenant?

No.

d. Is publication of notice with *The Daily Journal of Commerce* and/or *The Seattle Times* required for this legislation?

No.

e. Does this legislation affect a piece of property?

No.

f. Please describe any perceived implication for the principles of the Race and Social Justice Initiative. Does this legislation impact vulnerable or historically disadvantaged communities? What is the Language Access plan for any communications to the public?

Not applicable.

g. If this legislation includes a new initiative or a major programmatic expansion: What are the specific long-term and measurable goal(s) of the program? How will this legislation help achieve the program's desired goal(s).

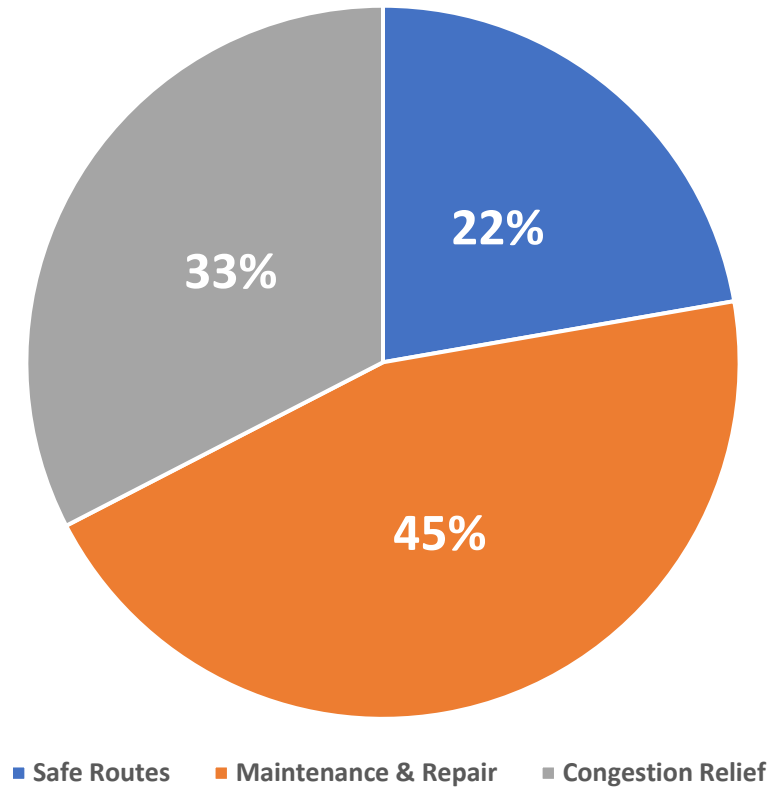
Not applicable.

List attachments/exhibits below:

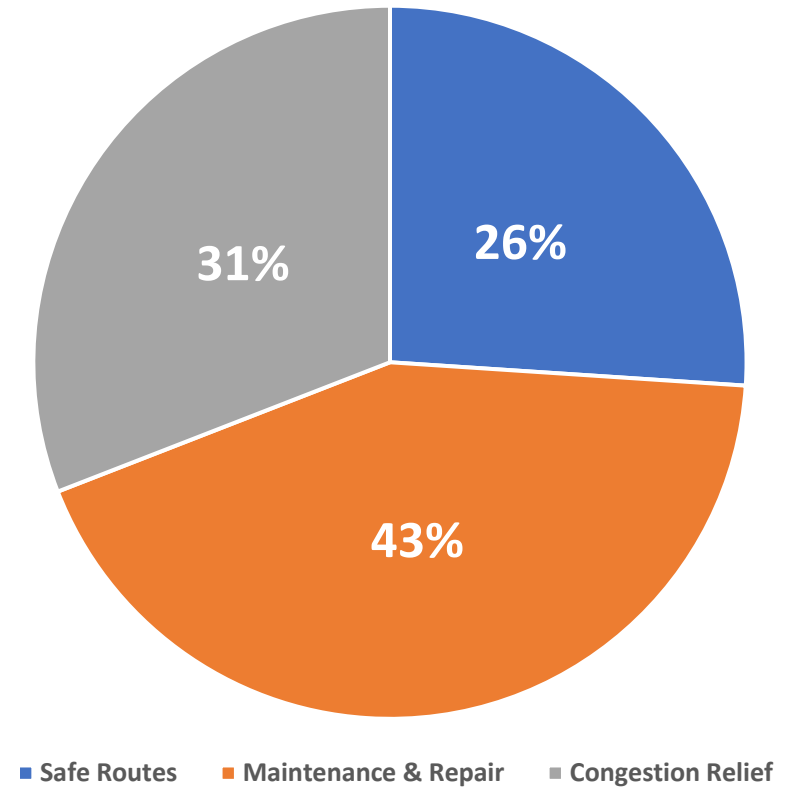
A. Comparison of nine-year appropriations by Levy core category.

Nine Year Appropriation Comparison

Legislated Split, Total Portfolio Spend, \$930M



Proposed Split, Total Portfolio Spend, \$923M





Legislation Text

File #: CB 119932, **Version:** 1

CITY OF SEATTLE

ORDINANCE _____

COUNCIL BILL _____

AN ORDINANCE relating to taxation; amending the transportation network company tax threshold for number of trips under Section 5.39.050 of the Seattle Municipal Code.

WHEREAS, on November 29, 2019, the Seattle City Council passed Ordinance 125971 to add a new Chapter

5.39 to the Seattle Municipal Code to impose a tax on transportation network companies (TNCs)

beginning July 1, 2020; and

WHEREAS, under Section 5.39.050 as it currently reads, no tax shall be due from a TNC that reports fewer

than 1,000,000 trips that originate in Seattle in the prior calendar quarter; and

WHEREAS, on March 11, 2020, the World Health Organization announced that the novel coronavirus (COVID

-19) is officially a global pandemic; and

WHEREAS, on February 29, 2020, the Washington Governor issued Proclamation 20-05, proclaiming a state

of emergency for all counties throughout the state of Washington in response to new cases of COVID-

19; and

WHEREAS, on March 3, 2020, Mayor Durkan issued a Proclamation of Civil Emergency declaring a civil

emergency within the City of Seattle based on the confirmed spread of COVID-19 in King County and

the resulting deaths and illness; and

WHEREAS, the COVID-19 crisis and the state of emergency continue and are causing severe harm to the

economy and are significantly decreasing the number of TNC trips that originate in the City of Seattle;

and

WHEREAS, as a result of the decrease in trips, it is likely that an unexpected number of TNCs will fall below the threshold in section 5.39.050 and not owe any tax, thereby causing a decrease in expected TNC tax revenues; and

WHEREAS, a reduction of TNC tax revenues will prevent the City from providing the programs and services described in Ordinance 125971 and other programs needed to help counteract the economic and health impacts caused by the COVID-19 emergency; and

WHEREAS, to reduce the loss of TNC tax revenues, the Seattle City Council intends to amend Section 5.39.050 to change the threshold for tax periods beginning in 2021 from 1,000,000 in the prior calendar quarter to 200,000 in the prior calendar quarter; NOW, THEREFORE,

BE IT ORDAINED BY THE CITY OF SEATTLE AS FOLLOWS:

Section 1. Section 5.39.050 of the Seattle Municipal Code, enacted by Ordinance 125971, is amended as follows:

5.39.050 Tax threshold

~~((No))~~ For the period July 1, 2020 through December 31, 2020, no tax shall be due under Section 5.39.030 for a calendar quarter from a TNC that reports fewer than 1,000,000 trips that originate in Seattle in the prior calendar quarter. For periods after December 31, 2020 no tax shall be due under Section 5.39.030 for a calendar quarter from a TNC that reports fewer than 200,000 trips that originate in Seattle in the prior calendar quarter.

Any TNC below ~~((this))~~ the threshold shall complete and file a return and declare no tax due on the return. The TNC shall enter on the tax return the number of trips originating in Seattle even though no tax may be due.

Section 2. This ordinance shall take effect and be in force 30 days after its approval by the Mayor, but if not approved and returned by the Mayor within ten days after presentation, it shall take effect as provided by Seattle Municipal Code Section 1.04.020.

Passed by the City Council the _____ day of _____, 2020, and signed by
me in open session in authentication of its passage this _____ day of _____, 2020.

President _____ of the City Council

Approved by me this _____ day of _____, 2020.

Jenny A. Durkan, Mayor

Filed by me this _____ day of _____, 2020.

Monica Martinez Simmons, City Clerk

(Seal)

SUMMARY and FISCAL NOTE*

Department:	Dept. Contact/Phone:	CBO Contact/Phone:
Mayor's Office	Kylie Rolf / 4-9281	Arushi Kumar / 4-0225

** Note that the Summary and Fiscal Note describes the version of the bill or resolution as introduced; final legislation including amendments may not be fully described.*

1. BILL SUMMARY

Legislation Title: AN ORDINANCE relating to taxation; amending the transportation network company (TNC) tax threshold for number of trips under Section 5.39.050 of the Seattle Municipal Code.

Summary and background of the Legislation: In November 2019, the City passed Ordinance 125971, creating Seattle Municipal Code Chapter 5.39, to generate revenue to invest in, among other things, a driver resolution center to provide services to TNC drivers. This ordinance imposes a tax on transportation network companies providing 1,000,000 or more trips per quarter or more on a per-trip basis. The ordinance went into effect on July 1, 2020.

This legislation changes the threshold by which the City's tax on transportation network company (TNC) rides is imposed from 1,000,000 rides per operator per quarter to 200,000 rides per operator per quarter, effective January 1, 2021.

Given the significant drop in trips and the anticipated gradual trip recovery, a change in the trip threshold for TNC coverage is needed to affect the purpose of this ordinance. The amendment alters the trip threshold from "more than 1,000,000 trips" to "200,000 or more trips" in the last quarter. This trip threshold matches the recently transmitted TNC Minimum Compensation Ordinance and the companion amendments seen in the TNC Driver Deactivation Rights Ordinance, SMC 14.32.

2. CAPITAL IMPROVEMENT PROGRAM

Does this legislation create, fund, or amend a CIP Project? ___ Yes **X** No

3. SUMMARY OF FINANCIAL IMPLICATIONS

Does this legislation amend the Adopted Budget? ___ Yes **X** No

Appropriation change (\$):	General Fund \$		Other \$	
	2021	2022	2021	2022
	-	-	-	-
Estimated revenue change (\$):	Revenue to General Fund		Revenue to Other Funds	
	2021	2022	2021	2022
	\$5,022,448	\$11,491,112	-	-

Positions affected:	No. of Positions		Total FTE Change	
	2021	2022	2021	2022
	-	-	-	-

Does the legislation have other financial impacts to the City of Seattle that are not reflected in the above, including direct or indirect, short-term or long-term costs?
No.

Is there financial cost or other impacts of *not* implementing the legislation?
No.

3.b. Revenues/Reimbursements

X This legislation adds, changes, or deletes revenues or reimbursements.

Anticipated Revenue/Reimbursement Resulting from this Legislation:

Fund Name and Number	Dept	Revenue Source	2021 Revenue	2022 Estimated Revenue
General Fund - 00100		Seattle TNC Tax	\$5,022,448	\$11,491,112
TOTAL				

Is this change one-time or ongoing?
This is an ongoing change.

4. OTHER IMPLICATIONS

- a. **Does this legislation affect any departments besides the originating department?**
The Department of Finance and Administrative Services (FAS) will administer the tax. The uses of proceeds from the tax are discussed in [Resolution 31914](#), which passed as a companion to the original tax ordinance.
- b. **Is a public hearing required for this legislation?**
No.
- c. **Does this legislation require landlords or sellers of real property to provide information regarding the property to a buyer or tenant?**
No.
- d. **Is publication of notice with *The Daily Journal of Commerce* and/or *The Seattle Times* required for this legislation?**
No.
- e. **Does this legislation affect a piece of property?**
No.

- f. Please describe any perceived implication for the principles of the Race and Social Justice Initiative. Does this legislation impact vulnerable or historically disadvantaged communities? What is the Language Access plan for any communications to the public?**

The amendment allows for sufficient revenue generation to implement the TNC Driver Deactivation Rights Ordinance (DRO), Ordinance 125976 creating Seattle Municipal Code Chapter 14.32, which provided deactivation rights to TNC drivers. TNCs classify these drivers as independent contractors and represent that they are exempt from existing minimum labor standards established by federal, state, and local law. A large number of those drivers are immigrants and people of color who have taken on debt or invested their savings to purchase and/or lease vehicles to provide TNC services.

- g. If this legislation includes a new initiative or a major programmatic expansion: What are the specific long-term and measurable goal(s) of the program? How will this legislation help achieve the program's desired goal(s).**

List attachments/exhibits below:



Legislation Text

File #: CB 119933, **Version:** 1

CITY OF SEATTLE

ORDINANCE _____

COUNCIL BILL _____

AN ORDINANCE relating to the organization of City government; creating an Office of Emergency Management; repealing Sections 10.02.045 and 10.020.047 of the Seattle Municipal Code; adding Sections 3.15.040 and 3.15.042 to the Seattle Municipal Code; amending Ordinance 118617; and adopting revised Emergency Management Fund - General Trust Fund Policies.

WHEREAS, throughout the summer, Seattle residents have taken to the streets to protest the unjust murders of Black Americans, including George Floyd and Breonna Taylor, and the shooting of Jacob Blake; all of these individuals experienced violent and lethal force at the hands of the police; and

WHEREAS, in response to this local and national civil rights reckoning, community members and civic leaders, including the Mayor and members of the City Council, have committed to a holistic review and community-led discussion around the effectiveness of the current way that community safety is provided in Seattle; and

WHEREAS, the shared vision for reimagining Seattle's system of community safety recognizes the importance of providing alternatives to armed police officer response, including civilian and community-based services and solutions; and

WHEREAS, based on community input, the Mayor and the City Council will pursue the transfer of certain functions out of the Seattle Police Department, including Emergency Management, 9-1-1 Dispatch, and Parking Enforcement; and

WHEREAS, these transfers, taken in total, aim to reflect community expectations of the equitable delivery of City services, elevate emergency planning, improve the coordination of calls-for-service, increase

civilian and community-based dispatch options, and bolster public trust and confidence in a reimagined system of community safety; and

WHEREAS, emergency management is a core City function necessary to manage emergency planning, preparedness, mitigation, response, and recovery on behalf of the City and in collaboration with community, regional, state, and federal partners; and

WHEREAS, as a national best practice, the Emergency Management Accreditation Program (EMAP) recommends establishing an independent Office of Emergency Management as a department directly overseen by the executive; and

WHEREAS, as an independent City office, the charge of the Office of Emergency Management remains the same as the central coordinating agency for the development of, training to, and maintenance of the state required all-hazard Seattle Comprehensive Emergency Management Plan, the Seattle Hazard Identification and Vulnerability Analysis, the Seattle All Hazard Mitigation Plan, Seattle Disaster Recovery Framework, Departmental Continuity of Operations Plans, and many incident-specific action plans, checklists, and protocols; and

WHEREAS, it will continue to be critical for the Office of Emergency Management to work closely with City departments, non-profit agencies, hospitals, schools, the military, state and regional partners, and to expand partnership throughout Seattle's diverse community when developing emergency management plans; NOW, THEREFORE,

BE IT ORDAINED BY THE CITY OF SEATTLE AS FOLLOWS:

Section 1. Sections 10.02.045 and 10.02.047 of the Seattle Municipal Code, enacted by Ordinance 124849, are repealed:

~~((10.02.045 Director of the Office of Emergency Management~~

~~There shall be a Director of the Office of Emergency Management who shall be appointed by the Mayor. The Director shall be responsible for the organization, administration, and operation of the City's emergency~~

~~management organization and program.~~

10.02.047 Office of Emergency Management

~~There shall be an Office of Emergency Management to oversee implementation of the City-wide emergency management program including, but not limited to, hazard identification and consequence analysis, capability assessment, hazard mitigation, emergency planning, training, exercising, community preparedness, operational readiness, disaster response and recovery coordination, and partnership building. The Office of Emergency Management shall be the coordinating agency to ensure City-wide compliance with local, state, and federal laws, regulations, and guidelines relating to emergency preparedness including the adoption of the national incident management system.))~~

Section 2. New Sections 3.15.040 and 3.15.042 are added to the Seattle Municipal Code as follows:

3.15.040 Office of Emergency Management

There is created within the Executive Department an Office of Emergency Management (OEM) responsible to partner with the community to prepare for, respond to, mitigate the impacts of, and recover from disasters. The objectives and functions of the Office of Emergency Management are to ensure that the City meets the national and international Emergency Management Accreditation Program (EMAP) standards and remain in compliance with chapter 38.52 RCW, chapters 118-09 and 118-30 WAC, the Disaster Mitigation Act of 2000, and the Post-Katrina Emergency Management Reform Act and include the following functions:

A. Preparing the community for disaster through the management of volunteers, public education, and capability-building with community organizations, vulnerable population outreach, limited English proficiency, low income, and immigrant and refugee communities;

B. Studying and understanding the consequences of the numerous hazards facing the city of Seattle, and using hazard knowledge to mitigate known hazards through planning and investments to lessen disaster impacts and/or harden critical facilities and systems;

C. Coordinating the development, testing, validation, and maintenance of all plans and procedures to

guide all aspects of the City's emergency management program including the all-hazard Seattle Comprehensive Emergency Management Plan, as described in Section 10.02.050, the Seattle Hazard Identification and Vulnerability Analysis, the Seattle All Hazard Mitigation Plan, Seattle Disaster Recovery Framework, Departmental Continuity of Operations Plans, an OEM Strategic Plan, and many incident-specific action plans, checklists, and protocols;

D. Ensuring City responders, managed volunteers, and the community are trained to emergency plans and to their roles and responsibilities in an emergency, as well as conducting routine exercises to ensure personnel and systems are routinely practicing such roles;

E. Managing and maintaining the City's emergency response system to ensure coordination for both in-person and remote operations. This includes ensuring that: the City's Emergency Operations Center (EOC) and the Joint Information Center are operationally ready at all times; EOC responders are identified and trained; and all supporting infrastructure and equipment are maintained;

F. Following a federal declaration of disaster, coordinating the collection of information including damage, impacts, and costs incurred by City departments to obtain reimbursement or grant money under the Robert T. Stafford Disaster Relief and Emergency Assistance Act or other Federal laws on behalf of City departments; and

G. Overseeing the City's Emergency Management organization, including performing the duties as described in Section 10.02.060 and other functions as may be prescribed by ordinance.

3.15.042 Director of the Office of Emergency Management

A. Appointment, term, and removal

The Director of the Office of Emergency Management (OEM) shall be appointed by the Mayor and subject to confirmation by a majority vote of City Council. The Director may be removed by the Mayor upon filing a statement of reasons therefor with the City Council.

B. Duties. The Director of OEM shall be the head of OEM, shall be responsible for the administration of

the City's emergency management organization and program, and shall:

1. Develop and manage all functions and responsibilities of OEM.
2. Hire, supervise, and discharge OEM staff.
3. Provide advice to the Mayor and City Council on the city's emergency preparedness and recommend actions to better prepare the city and community at large for emergencies.
4. Ensure Citywide compliance with local, state, and federal laws, regulations, and guidelines relating to emergency preparedness including the adoption of the national incident management system.

Section 3. Ordinance 118617, last amended by Ordinance 125492, is amended as follows:

Section 1. There is hereby created in the General Trust Fund an Emergency Management Fund, into which shall be deposited financial contributions received by the City from federal, state and local governments and private entities to reimburse the City for costs incurred as a result of declared disasters; to reimburse the City for costs incurred for mitigation projects to lessen the impact of future disasters; to compensate the City for administrative costs of the recovery effort; and to assist the City in specialized programs and other disaster management activities. Cash balances in the Emergency Management Fund shall be invested and shall accrue interest until expended.

Section 2. The ~~((Police Department))~~ Office of Emergency Management is authorized to apply for the transfer of funds from the Emergency Management Fund received for the purposes outlined in Section 1, and the ~~((Chief of Police))~~ Director of the Office of Emergency Management is authorized to expend funds received through such transfers to facilitate the enhancement of emergency management activities following the ~~((Standard Operating Procedures attached hereto as Exhibit A))~~ Emergency Management Fund Policies. All the necessary appropriations for disbursement of funds in the Emergency Management Fund are hereby made and authorized. The ~~((Chief of Police))~~ Director of the Office of Emergency Management will report annually to the Mayor and City Council the total of all monies received from such sources and an accounting of how the funds were expended.

Section 3. The Director of Finance and Administrative Services is authorized to pay the necessary warrants upon vouchers certified by the ((Chief of Police)) Director of the Office of Emergency Management, or the ((Chief's)) Director's designee, on the Emergency Management Fund.

* * *

Section 4. Emergency Management Fund Policies, adopted by Ordinance 118617, are revised and adopted as contained in Attachment A to this ordinance.

Section 5. This ordinance shall take effect and be in force 30 days after its approval by the Mayor, but if not approved and returned by the Mayor within ten days after presentation, it shall take effect as provided by Seattle Municipal Code Section 1.04.020.

Passed by the City Council the _____ day of _____, 2020, and signed by me in open session in authentication of its passage this _____ day of _____, 2020.

President _____ of the City Council

Approved by me this _____ day of _____, 2020.

Jenny A. Durkan, Mayor

Filed by me this _____ day of _____, 2020.

Monica Martinez Simmons, City Clerk

(Seal)

Attachments:

Attachment A - Emergency Management Fund - General Trust Fund Policies

EMERGENCY MANAGEMENT FUND – GENERAL TRUST FUND POLICIES

PURPOSE: The Emergency Management Fund – General Trust Fund has been created for the following specific purposes: to reimburse the City for costs incurred as a result of declared disasters; to reimburse the City for costs incurred for mitigation projects to lessen the impact of future disasters; to compensate the City for administrative costs of recovery efforts; and to assist the City in specialized programs and other disaster management activities.

POLICY: By adopting an ordinance (Ordinance 118617, amended by Ordinance _____) establishing a separate Fund and providing for the appropriation of funds received by the Office of Emergency Management, the Mayor and City Council have enabled the department to deposit and disburse non-City funds as noted above. It is the department's policy to ensure that all expenditures are reasonably based, clearly justified, and made in accordance with law.

EXPENDITURE GUIDELINES: Funds not transferred to other City other departments may be encumbered for the full range of emergency management activities including:

1. Training or travel;
2. Operating supplies;
3. Miscellaneous minor or major capital equipment;
4. Miscellaneous computer software or hardware;
5. Emergency expense authorizations as required;
6. Salary costs for temporary positions;
7. Consulting services.

DISBURSEMENT PROCEDURES: Expenditures will conform to existing City fiscal procedures and the requirements of the funding sources. Requests will be initiated for funding

from the Emergency Management Fund via a form "1.5" or travel/training request. The request will be submitted to the Director of the Office of Emergency Management for approval. The Director of the Office of Emergency Management will approve the request if appropriate, and stamp the Emergency Management Fund number on the request. Upon approval by the Director of the Office of Emergency Management, the request will be forwarded to the Department of Finance and Administrative Services and the purchase will be made following standard City purchasing procedures.

SUMMARY and FISCAL NOTE*

Department:	Dept. Contact/Phone:	CBO Contact/Phone:
Mayor's Office	Julie Kline / 256-6232	Kara Main-Hester / 684-8746

** Note that the Summary and Fiscal Note describes the version of the bill or resolution as introduced; final legislation including amendments may not be fully described.*

1. BILL SUMMARY

Legislation Title: AN ORDINANCE relating to the organization of City government; creating an Office of Emergency Management; repealing Sections 10.02.045 and 10.020.047 of the Seattle Municipal Code; adding Sections 3.15.040 and 3.15.042 to the Seattle Municipal Code; amending Ordinance 118617; and adopting revised Emergency Management Fund – General Trust Fund Policies.

Summary and background of the Legislation: This legislation creates a new Office of Emergency Management (OEM) in the Executive Department by adding new sections to the Seattle Municipal Code. Like other Executive Department directors, the director of OEM will be nominated by the Mayor and confirmed by the City Council. The primary functions of the office will be to spearhead the City's planning for and response to disasters, including the operation of the Emergency Operations Center.

2. CAPITAL IMPROVEMENT PROGRAM

Does this legislation create, fund, or amend a CIP Project? ___ Yes ___ X No

3. SUMMARY OF FINANCIAL IMPLICATIONS

Does this legislation amend the Adopted Budget? ___ Yes ___ X No

The Office of the Emergency Management will be staffed by 15.0 FTEs. The appropriation (\$2,483,750) and position changes to support this are included in the 2021 Proposed Budget.

Does the legislation have other financial impacts to the City of Seattle that are not reflected in the above, including direct or indirect, short-term or long-term costs?

In 2021, the City Budget Office will work with the new department, the Seattle Police Department, and the shared services departments (Seattle Department of Human Resources, Department of Finance and Administrative Services and Seattle Information Technology Department) to ensure that allocated rates are appropriately assigned.

Is there financial cost or other impacts of *not* implementing the legislation?

No.

4. OTHER IMPLICATIONS

- a. **Does this legislation affect any departments besides the originating department?**
The legislation impacts the Seattle Police Department, where Emergency Management functions are currently housed.
- b. **Is a public hearing required for this legislation?**
No.
- c. **Does this legislation require landlords or sellers of real property to provide information regarding the property to a buyer or tenant?**
No.
- d. **Is publication of notice with *The Daily Journal of Commerce* and/or *The Seattle Times* required for this legislation?**
No.
- e. **Does this legislation affect a piece of property?**
No.
- f. **Please describe any perceived implication for the principles of the Race and Social Justice Initiative. Does this legislation impact vulnerable or historically disadvantaged communities? What is the Language Access plan for any communications to the public?**
The creation of an independent Office of Emergency Management followed a review and discussion around the current functions that police oversee. This review recognized the importance of non-police led solutions to a range of incidents. A civilian Office of Emergency Management fills a vital role in convening and collaborating with multiple departments, external governmental and non-governmental agencies and the community, and successful emergency management programs must retain their ability to be neutral, impartial, and effective arbitrators. This transfer will increase the community's willingness to trust, engage, and work with the Office of Emergency Management.
- g. **If this legislation includes a new initiative or a major programmatic expansion: What are the specific long-term and measurable goal(s) of the program? How will this legislation help achieve the program's desired goal(s).**
N/A

List attachments/exhibits below:

Summary Attachment A – Emergency Management Fund – General Trust Fund Policies
(Track Changed)

EMERGENCY MANAGEMENT FUND – GENERAL TRUST FUND POLICIES

PURPOSE: The Emergency Management Fund – General Trust Fund has been created for the following specific purposes: to reimburse the City for costs incurred as a result of declared disasters; to reimburse the City for costs incurred for mitigation projects to lessen the impact of future disasters; to compensate the City for administrative costs of recovery efforts; and to assist the City in specialized programs and other disaster management activities.

POLICY: By adopting an ordinance (Ordinance 118617, amended by Ordinance _____) establishing a separate Fund and providing for the appropriation of funds received by the Office of Emergency Management, the Mayor and City Council have enabled the department to deposit and disburse non-City funds as noted above. It is the department's policy to ensure that all expenditures are reasonably based, clearly justified, and made in accordance with law.

EXPENDITURE GUIDELINES: Funds not transferred to other City other departments may be encumbered for the full range of emergency management activities including:

1. Training or travel;
2. Operating supplies;
3. Miscellaneous minor or major capital equipment;
4. Miscellaneous computer software or hardware;
5. Emergency expense authorizations as required;
6. Salary costs for temporary positions;
7. Consulting services.

DISBURSEMENT PROCEDURES: Expenditures will conform to existing City fiscal procedures and the requirements of the funding sources. Requests will be initiated for funding

from the Emergency Management Fund via a form "1.5" or travel/training request. The request will be submitted to the Director of the Office of Emergency Management for approval. The Director of the Office of Emergency Management will approve the request if appropriate, and stamp the Emergency Management Fund number on the request. Upon approval by the Director of the Office of Emergency Management, the request will be forwarded to the Department of Finance and Administrative Services and the purchase will be made following standard City purchasing procedures.



Legislation Text

File #: CB 119936, **Version:** 1

CITY OF SEATTLE

ORDINANCE _____

COUNCIL BILL _____

AN ORDINANCE relating to transportation network company drivers; amending Section 14.32.040 of the Seattle Municipal Code to change the Transportation Network Company (TNC) coverage trip threshold; and amending the effective date of Ordinance 125976.

WHEREAS, in November 2019, the Seattle City Council passed Ordinance 125971 to add a new Chapter 5.39 to the Seattle Municipal Code that would impose a tax on transportation network companies (TNCs) beginning July 1, 2020, the purpose of which was to generate revenue to invest in affordable housing near transit, transportation and transit investments, and a driver resolution center to provide services to TNC drivers; and

WHEREAS, Chapter 5.39 imposed a tax on transportation network companies providing 1,000,000 trips per quarter or more on a per-ride basis and went into effect on July 1, 2020;

WHEREAS, also in November 2019, The City of Seattle (“City”) passed Ordinance 125976 creating Seattle Municipal Code Chapter 14.32, which will provide deactivation rights to Transportation Network Company (TNC) drivers and will establish the ability of the Office of Labor Standards to contract with a Driver Resolution Center to provide driver resolution services; and

WHEREAS, Seattle Municipal Code Chapter 14.32 applies to transportation network companies providing more than 1,000,000 trips per quarter or on a per-ride basis and their affiliated drivers, and will go into effect on October 1, 2020; and

WHEREAS, on March 11, 2020, the World Health Organization announced that the novel coronavirus (COVID-19) is officially a global pandemic; and

WHEREAS, on February 29, 2020, the Washington Governor issued Proclamation 20-05, proclaiming a state of emergency for all counties throughout the state of Washington in response to new cases of COVID-19; and

WHEREAS, on March 3, 2020, Mayor Durkan issued a Proclamation of Civil Emergency declaring a civil emergency within the City of Seattle based on the confirmed spread of COVID-19 in King County and the resulting deaths and illness; and

WHEREAS, the COVID-19 crisis and the state of emergency continue and are causing severe harm to the economy and are significantly decreasing the number of TNC trips that originate in the City of Seattle; and

WHEREAS, due to the significant impact of COVID-19, the number of TNC trips conducted within the City of Seattle dropped from 6,836,378 combined trips in Quarter 2 of 2019 to less than 1,000,000 combined trips in Quarter 2 of 2020; and

WHEREAS, establishing a reasonable standard for the deactivations of TNC drivers as well as access to a neutral Deactivation Appeals Process in which unwarranted deactivations may be challenged will help ensure that thousands of drivers who provide vital transportation services in Seattle will be able enjoy a small measure of job security; and

WHEREAS, the drop in trips substantially impacted the available revenue with which to fund activities related to implementing Seattle Municipal Code Chapter 14.32, including funding the positions and activities necessary to support effective implementation, outreach, education and enforcement by the Office of Labor Standards and investing in the Driver Resolution Center; and

WHEREAS, the City remains committed to establishing protections against unwarranted deactivations for TNC drivers despite the reduction in available revenue to fund the implementation of Seattle Municipal Code Chapter 14.32; and

WHEREAS, given these circumstances, an effective date of October 1, 2020 for Seattle Municipal Code

Chapter 14.32, is impracticable; NOW, THEREFORE,

BE IT ORDAINED BY THE CITY OF SEATTLE AS FOLLOWS:

Section 1. Section 14.32.040 of the Seattle Municipal Code, enacted by Ordinance 125976, is amended as follows:

14.32.040 TNC coverage

A. TNCs that report ~~((greater than 1,000,000))~~ 200,000 or more trips that originate in the City per the most recent quarterly report under Section 6.310.540 are covered under this Chapter 14.32.

B. Separate entities that form an integrated enterprise shall be considered a single TNC under this Chapter 14.32. Separate entities will be considered an integrated enterprise and a single TNC under this Chapter 14.32 where a separate entity controls the operation of another entity. The factors to consider include, but are not limited to:

1. Degree of interrelation between the operations of multiple entities;
2. Degree to which the entities share common management;
3. Centralized control of labor relations; and
4. Degree of common ownership or financial control over the entities.

Section 2. Section 5 of Ordinance 125976 is amended as follows:

Section 5. Section 2 of this ordinance shall take effect on ~~((October 1, 2020))~~ July 1, 2021, provided the City Budget Office has certified to the City Clerk that the City has collected sufficient revenues under Chapter 5.39 of the Seattle Municipal Code to fund the implementation of this ordinance. If the City Budget Office has not filed such certification by July 1, 2021, Section 2 of this ordinance shall take effect 60 days following such certification.

Section 3. This ordinance shall take effect and be in force 30 days after its approval by the Mayor, but if not approved and returned by the Mayor within ten days after presentation, it shall take effect as provided by

Seattle Municipal Code Section 1.04.020.

Passed by the City Council the _____ day of _____, 2020, and signed by
me in open session in authentication of its passage this _____ day of _____, 2020.

President _____ of the City Council

Approved by me this _____ day of _____, 2020.

Jenny A. Durkan, Mayor

Filed by me this _____ day of _____, 2020.

Monica Martinez Simmons, City Clerk

(Seal)

SUMMARY and FISCAL NOTE*

Department:	Dept. Contact/Phone:	CBO Contact/Phone:
Office of Labor Standards	Jeneé Jahn, 6-5426	Arushi Kumar, 4-0225

** Note that the Summary and Fiscal Note describes the version of the bill or resolution as introduced; final legislation including amendments may not be fully described.*

1. BILL SUMMARY

Legislation Title: AN ORDINANCE relating to transportation network company drivers; amending Section 14.32.040 of the Seattle Municipal Code to change the Transportation Network Company (TNC) coverage trip threshold; and amending the effective date of Ordinance 125976.

Summary and background of the Legislation: In November 2019, the City passed Ordinance 125971, creating Seattle Municipal Code Chapter 5.39, to generate revenue to invest in, among other things, a driver resolution center to provide services to TNC drivers. This ordinance imposes a tax on transportation network companies providing 1,000,000 or more trips per quarter or more on a per-trip basis. The ordinance went into effect on July 1, 2020.

In November 2019, the City passed the TNC Driver Deactivation Rights Ordinance (DRO), Ordinance 125976, creating Seattle Municipal Code Chapter 14.32, which provided deactivation rights to TNC drivers. The TNC Driver Deactivation Rights Ordinance (DRO) applies to TNCs providing more than 1 million trips per quarter and has a current effective date of October 1, 2020. The ordinance requires the Office of Labor Standards (OLS) to engage in administrative rulemaking, contract with neutral arbitrator(s) who will perform deactivation arbitration proceedings, and contract with a Driver Resolution Center (DRC) to represent drivers in deactivation proceedings as well as conduct outreach and education. As set forth in the fiscal note for the ordinance, the DRC and OLS implementation costs are to be funded through the TNC tax, SMC 5.39.

Amendment to Effective Date. Because the TNC tax applies only to TNCs who provide more than 1 million trips per quarter, projected revenues have been severely reduced due to the COVID-19-related drop in TNC trip volume. By way of illustration, trips fell from 6.8 million in Quarter 2 2019 to 811,950 in Quarter 2 2020. In the first quarter since the tax's effective date, there have been no qualifying taxpayers and no revenue generated. Due to the lack of funding, OLS will be unable to implement the DRO by October 1, 2020. The revenue shortfall and the infeasibility of the effective date necessitates a change to the effective date of the ordinance to account for the slower generation and inherent uncertainty of revenue generation. The ordinance delays the effective date until July 1, 2021 provided the City Budget Office has certified to the City Clerk that the City has collected sufficient revenues under Chapter 5.39 of the Seattle Municipal Code to fund the implementation of this ordinance. If the City Budget Office has not filed such certification by July 1, 2021, the ordinance will take effect 60 days following such certification.

Amendment to TNC Coverage Trip Threshold. Given the significant drop in trips and the anticipate gradual trip recovery, a change in the trip threshold for TNC coverage is needed to effect the purpose of this ordinance. The amendment alters the trip threshold from “more than 1,000,000 trips” to “200,00 or more trips” in the last quarter. This trip threshold matches the recently transmitted TNC Minimum Compensation Ordinance and the companion amendments seen in the TNC Tax, SMC 5.39.

2. CAPITAL IMPROVEMENT PROGRAM

Does this legislation create, fund, or amend a CIP Project? ☐ Yes ☒ No

3. SUMMARY OF FINANCIAL IMPLICATIONS

Does this legislation amend the Adopted Budget? ☐ Yes ☒ No

Does the legislation have other financial impacts to the City of Seattle that are not reflected in the above, including direct or indirect, short-term or long-term costs?

No. The amendments do not have financial impacts to the City of Seattle.

Is there financial cost or other impacts of *not* implementing the legislation?

Due to the impacts of COVID-19 on capacity and funding, the City is unable to implement the ordinance by the current effective date, including rulemaking, contracting with one or more neutral arbitrators to conduct arbitration proceedings, and contracting with the Driver Resolution Center. Should this legislation not be implemented, OLS would be required to complete rulemaking and contract with neutral arbitrator(s), but would be without the necessary funding and capacity to do so. Further, while contracting with a DRC is permissive, core goals of the ordinance would be unrealized if the City does not contract with the DRC. Accordingly, failure to amend the ordinance would result in significant statutory and financial obligations that OLS would not be resourced to complete.

4. OTHER IMPLICATIONS

- a. Does this legislation affect any departments besides the originating department?
No.
- b. Is a public hearing required for this legislation?
No.
- c. Does this legislation require landlords or sellers of real property to provide information regarding the property to a buyer or tenant?
No.

d. Is publication of notice with *The Daily Journal of Commerce* and/or *The Seattle Times* required for this legislation?

No.

e. Does this legislation affect a piece of property?

No.

f. Please describe any perceived implication for the principles of the Race and Social Justice Initiative. Does this legislation impact vulnerable or historically disadvantaged communities? What is the Language Access plan for any communications to the public?

The amendments allow for sufficient time and revenue generation to implement this ordinance. The underlying ordinance establishes deactivation rights for TNC drivers. TNCs represent that their business models rely on TNC drivers being classified as independent contractors, and that they are exempt from existing minimum labor standards established by federal, state, and local law. In 2018, the King County Department of Licensing issues 31,676 TNC driver permits. A large number of those drivers are immigrants and people of color who have taken on debt or invested their savings to purchase and/or lease vehicles to provide TNC services. TNC drivers are subject to TNC companies' policies that can be unilaterally changed so they can be deactivated or terminated for a variety of reasons. The TNCs frequently deactivate drivers with limited review of those deactivations. Establishing a reasonable standard for the deactivations of TNC drivers as well as cost-free access to an arbitration process in which unwarranted deactivations may be challenged will help ensure that thousands of drivers, particularly drivers who are immigrants or people of color, and who provide vital transportation services in Seattle will be able to enjoy a small measure of job security. The ordinance requires that notices that are provided by OLS be made available in "English and other languages."

OLS has extensive experience developing materials in other languages and working with community partners to ensure that translations are appropriate for the particular demographic groups in impacted communities. OLS intends to provide translations based on the specific demographics of the TNC driver community, as established through available data and consultation with driver and community-based organizations. Further, through the request for proposal process, OLS is committed to ensuring that the DRC provides its services in an accessible manner.

g. If this legislation includes a new initiative or a major programmatic expansion: What are the specific long-term and measurable goal(s) of the program? How will this legislation help achieve the program's desired goal(s).

N/A

List attachments/exhibits below:

N/A



Legislation Text

File #: CB 119937, **Version:** 1

CITY OF SEATTLE

ORDINANCE _____

COUNCIL BILL _____

AN ORDINANCE relating to taxation; providing relief from taxation of cancellation of indebtedness as income on persons engaging in business in Seattle; and amending Section 5.45.090 of the Seattle Municipal Code.

WHEREAS, on March 11, 2020, the World Health Organization announced that the novel coronavirus (COVID-19) is officially a global pandemic; and

WHEREAS, on February 29, 2020, the Governor of the state of Washington issued Proclamation 20-05, proclaiming a state of emergency for all counties throughout the state of Washington in response to new cases of COVID-19; and

WHEREAS, these actions are appropriate for public health reasons, but result in severe economic impacts on the economies of the United States of America and Seattle; and

WHEREAS, in response to the economic fallout of the global pandemic, the 116th Congress of the United States passed the Coronavirus Aid, Relief, and Economic Security Act (“CARES Act”), an economic stimulus bill; and

WHEREAS, under the CARES Act, the Small Business Administration (SBA), in consultation with the Department of the Treasury, administers the Paycheck Protection Program (PPP) for economic relief; and

WHEREAS, under Section 1102 of the CARES Act, PPP authorizes loans designed to provide a direct incentive for small businesses to keep their workers on the payroll; and

WHEREAS, under Section 1102 of the CARES Act, the SBA will forgive repayment of the PPP loans if all

employee retention criteria are met and the funds are used for eligible expenses; and

WHEREAS, under Section 1105(i) of the CARES Act, cancellation of indebtedness is excluded from gross income for purposes of the Internal Revenue Code; and

WHEREAS, under Chapter 5.45 of the Seattle Municipal Code, cancellation of indebtedness would be included in gross income for purposes of the Seattle Business License Tax; NOW, THEREFORE,

BE IT ORDAINED BY THE CITY OF SEATTLE AS FOLLOWS:

Section 1. Section 5.45.090 of the Seattle Municipal Code, last amended by Ordinance 125996, is amended as follows:

5.45.090 Exemptions

The provisions of this Chapter 5.45 and the licensing requirement in Section 5.55.030 shall not apply to the following:

* * *

CC. This Chapter 5.45 shall not apply to any person with respect to the value proceeding or accruing from relief from debt or other legal obligation, that:

1. Does not otherwise qualify for an exemption or deduction under this Chapter 5.45;
2. Is received directly from the United States government, the state of Washington or any of its municipal corporations or political subdivisions, or a federally recognized Indian tribe located at least partially within the geographical boundaries in the state of Washington, except that the relief from debt or other legal obligation may also be received from a private entity under circumstances where, in exchange for providing the relief, the private entity receives some form of direct financial benefit from any of these government entities;
3. Is provided to address the impacts of conditions giving rise to an official proclamation of a national emergency by the president of the United States or an official proclamation of a state of emergency by the Governor of this state.

Section 2. This ordinance shall take effect and be in force 30 days after its approval by the Mayor, but if

not approved and returned by the Mayor within ten days after presentation, it shall take effect as provided by Seattle Municipal Code Section 1.04.020.

Passed by the City Council the _____ day of _____, 2020, and signed by
me in open session in authentication of its passage this _____ day of _____, 2020.

President _____ of the City Council

Approved by me this _____ day of _____, 2020.

Jenny A. Durkan, Mayor

Filed by me this _____ day of _____, 2020.

Monica Martinez Simmons, City Clerk

(Seal)

SUMMARY and FISCAL NOTE*

Department:	Dept. Contact/Phone:	CBO Contact/Phone:
CBO/FAS	Joseph Cunha/	Dave Hennes/4-0537

** Note that the Summary and Fiscal Note describes the version of the bill or resolution as introduced; final legislation including amendments may not be fully described.*

1. BILL SUMMARY

Legislation Title: AN ORDINANCE relating to taxation; providing relief from taxation of cancellation of indebtedness as income on persons engaging in business in Seattle; and amending Section 5.45.090 of the Seattle Municipal Code.

Summary and background of the Legislation: In response to the economic fallout of the global pandemic, the 116th Congress of the United States passed an economic stimulus bill, the Coronavirus Aid, Relief, and Economic Security Act (CARES Act). Under section 1102 of the CARES Act the Small Business Administration (SBA), in consultation with the Department of the Treasury, administers the Paycheck Protection Program (PPP) for economic relief, which provides loans designed to provide a direct incentive for small businesses to keep their workers on the payroll. Also under Section 1102 of the CARES Act, the SBA will forgive repayment of the PPP loans if all employee retention criteria are met and the funds are used for eligible expenses. Under Section 1105(i) of the CARES Act, cancellation of indebtedness is excluded from gross income for purposes of the Internal Revenue Code, but under Chapter 5.45 of the Seattle Municipal Code, cancellation of indebtedness is not excluded from gross income for purposes of the Seattle Business License Tax. This ordinance exempts this income from taxation for purposes of the Seattle Business License Tax.

2. CAPITAL IMPROVEMENT PROGRAM

Does this legislation create, fund, or amend a CIP Project? ☐ Yes ☒ No

3. SUMMARY OF FINANCIAL IMPLICATIONS

Does this legislation amend the Adopted Budget? ☐ Yes ☒ No

Does the legislation have other financial impacts to The City of Seattle that are not reflected in the above, including direct or indirect, short-term or long-term costs?

The 2020 Adopted Budget and subsequent General Fund revenue forecasts do not include any additional revenues related to the PPP loan program. Thus, from a budget perspective, there is no change in revenue. This legislation has no further direct or indirect costs for the City.

Is there financial cost or other impacts of *not* implementing the legislation?

If not implemented, the amounts involved in the cancellation of indebtedness would be subject to taxation for all those qualifying small businesses. The revenue effect of this

legislation is not known as the amount subject to cancelation of indebtedness for Seattle businesses and the business by business apportionment of this income is not known.

4. OTHER IMPLICATIONS

- a. **Does this legislation affect any departments besides the originating department?**
No
- b. **Is a public hearing required for this legislation?**
No
- c. **Does this legislation require landlords or sellers of real property to provide information regarding the property to a buyer or tenant?**
No
- d. **Is publication of notice with *The Daily Journal of Commerce* and/or *The Seattle Times* required for this legislation?**
No
- e. **Does this legislation affect a piece of property?**
No
- f. **Please describe any perceived implication for the principles of the Race and Social Justice Initiative. Does this legislation impact vulnerable or historically disadvantaged communities? What is the Language Access plan for any communications to the public?**
This legislation would serve to reduce the income subject to taxation relative to current law for small businesses receiving PPP loans and qualifying for cancelation of indebtedness during the pandemic. It is unknown how many of these businesses are owned by or employ or serve individuals from vulnerable or historically disadvantaged communities.
- g. **If this legislation includes a new initiative or a major programmatic expansion: What are the specific long-term and measurable goal(s) of the program? How will this legislation help achieve the program's desired goal(s)?**
N/A

List attachments/exhibits below:



Legislation Text

File #: CB 119939, **Version:** 1

CITY OF SEATTLE
ORDINANCE _____
COUNCIL BILL _____

AN ORDINANCE relating to the levy of property taxes; fixing the rates and/or amounts of taxes to be levied, and levying the same upon all taxable property, both real and personal, in The City of Seattle, to finance the departments and activities of City government and to provide for the general obligation bond interest and redemption requirements for the year beginning on the first day of January 2021; and ratifying and confirming certain prior acts; and, by a vote of a majority plus one of the Seattle City Council, finding a substantial need to use, and providing for the use of, 101% as the regular property tax limit factor.

BE IT ORDAINED BY THE CITY OF SEATTLE AS FOLLOWS:

Section 1. General Municipal and Firefighters' Pension.

A. There is levied a tax on all taxable property, both real and personal, within The City of Seattle and subject to taxation under the laws of the State of Washington in the amount of \$946,639,680, which is calculated as \$3.60 per \$1,000 of estimated assessed value of all taxable property in the city. This tax is levied for the purpose of raising revenue to finance the various departments and activities of the municipal government of The City of Seattle for the fiscal (calendar) year 2021. The following sentence is provided for information only. This levy has been calculated at the following dollar rates per \$1,000 of assessed value: \$3.375 for general municipal purposes as allowed by RCW 84.52.043 (which includes up to \$0.225 for the Firemen's Pension Fund as allowed by RCW 41.16.060); and \$0.225 for general municipal purposes and the Firemen's Pension Fund as allowed by RCW 41.16.060. This levy includes an amount of \$100,000 or the highest lawful amount as the King County Assessor may certify, whichever is higher, to recover amounts refunded within the preceding 12 months. This levy also includes an amount of \$99,845,955 for transportation purposes in accordance with Ordinance 124796; an amount of \$3,000,000 for election vouchers funding

purposes in accordance with Resolution 31601 and Seattle Municipal Code Sections 2.04.600-696; an amount of \$41,428,571 for low-income housing purposes in accordance with Ordinance 125028; an amount of \$87,626,590 for education purposes in accordance with Ordinance 125604; and an amount of \$30,674,777 for library maintenance and services in accordance with Ordinance 125809.

B. If the total of the amounts of taxes stated in subsection 1.A or the total of the tax rate stated in subsection 1.A would be in excess of any maximum allowed by law, then such taxes shall be reduced to the maximum amount allowed. The maximum amount allowed by law includes the maximum amount of regular property taxes approved by vote of the people of The City of Seattle pursuant to RCW 84.55.050. For purposes of this subsection, the maximum amount of regular property taxes is determined by the King County Assessor as follows. First, the Assessor determines the amount of regular City property taxes that could be levied for collection in 2021 had the voters approved none of the levy lid lift measures submitted pursuant to RCW 84.55.050, Seattle Municipal Code Sections 2.04.600-696, and Ordinances 124796, 125028, 125604, and 125809. This amount is computed by the Assessor by multiplying the amount of general purpose regular property taxes levied for collection in 2020 by a limit factor. The limit factor is the lesser of 101 percent or 100 percent plus the rate of inflation, unless, pursuant to RCW 84.55.0101, the Council finds that there is a substantial need to use and approves the use of 101 percent as the regular property tax limit factor. Second, the Assessor adds the levy for tax refunds authorized by RCW 84.68.040, RCW 84.69.180, and RCW 84.55.070; plus the allowance authorized by RCW 84.55.010 for new construction, increases in assessed value due to construction of electric generation wind turbine facilities classified as personal property, improvements to property, and any increase in the assessed value of state-assessed property. Then, to that total amount is added the five dollar amounts set forth in the last sentence of subsection 1.A authorized for 2021 collection in the approvals given by the voters of the City pursuant to RCW 84.55.050 and those enumerated ordinances.

Section 2. Pursuant to RCW 84.55.0101, and in the face of significant revenue losses projected into 2021 and additional costs resulting from the health and economic effects of the corona virus pandemic, the City

Council finds that there is a substantial need to use and approves the use of 101% as the regular property tax limit factor for regular property taxes to be collected in 2021.

Section 3. Voter-approved excess taxes for bonds. In addition, a further tax is levied to raise revenue to provide for the interest on and redemption of voter-approved general obligation bonds for the fiscal year 2021 in the amount of \$22,764,200. This tax is applicable to all taxable property within The City of Seattle.

Section 4. The several provisions of this ordinance are declared to be separate and severable and the invalidity of any clause, sentence, paragraph, subdivision, section, subsection, or portion of this ordinance, or the invalidity of the application thereof to any person, property, or circumstance, shall not affect the validity of the remainder of this ordinance or the validity of its application to other persons, property, or circumstances.

Section 5. Any act pursuant to the authority of this ordinance taken after its passage and prior to its effective date is ratified and confirmed.

Section 6. This ordinance shall take effect and be in force 30 days after its approval by the Mayor, but if not approved and returned by the Mayor within ten days after presentation, it shall take effect as provided by Seattle Municipal Code Section 1.04.020.

Passed by the City Council the _____ day of _____, 2020, and signed by me in open session in authentication of its passage this _____ day of _____, 2020.

President _____ of the City Council

Approved by me this _____ day of _____, 2020.

Jenny A. Durkan, Mayor

Filed by me this _____ day of _____, 2020.

Monica Martinez Simmons, City Clerk

(Seal)

SUMMARY and FISCAL NOTE*

Department:	Dept. Contact/Phone:	CBO Contact/Phone:
CBO	Dave Hennes/4-0537	Dave Hennes/4-0537

** Note that the Summary and Fiscal Note describes the version of the bill or resolution as introduced; final legislation including amendments may not be fully described.*

1. BILL SUMMARY

Legislation Title: AN ORDINANCE relating to the levy of property taxes; fixing the rates and/or amounts of taxes to be levied, and levying the same upon all taxable property, both real and personal, in The City of Seattle, to finance the departments and activities of City government and to provide for the general obligation bond interest and redemption requirements for the year beginning on the first day of January 2021; and ratifying and confirming certain prior acts; and, by a vote of a majority plus one of the Seattle City Council, finding a substantial need to use, and providing for the use of, 101% as the regular property tax limit factor.

Summary and background of the Legislation: This ordinance imposes the City's property tax for 2021 to pay for City government activities and for general obligation bond interest and redemption.

RCW 84.55.010 provides that the City may, with a simple majority vote of the Council, levy a property tax increase equal to inflation but not greater than a 1% increase over the prior year's regular property tax collection. If inflation is lower than 1%, the law requires a majority plus one vote, with a finding of substantial need, to have a tax increase exceed inflation to the maximum of 1%. Inflation is measured by the implicit price deflator for the United States published in September. In most years, the inflation rate will exceed 1%. This year the rate prior to revision is 0.64%. Thus, the attached Bill contains, and the Council will need to make a finding of substantial need with approval by a majority plus one vote to provide for the use of 101% as the regular property tax limit factor. The Council may not increase regular property taxes above 1% without a vote of the people.

Other than the 1% increase in the regular non-voted current expense property tax levy proposed in the attached Bill, the same 1% increase is applied to the Move Seattle Transportation levy lid lift, the Families, Education, Preschool and Promise levy lid lift and the Library Services levy lid lift per the terms of their respective ordinances. All other lid lifts are flat amounts year over year. No existing lid lifts expired in 2020 and no new lid lifts were added. Altogether, these changes result in an overall increase from 2020 of \$5,015,567, which does not include changes in the excess levy for redemption of general obligation bonds, the "refund fund levy" or additional taxes resulting from new construction, construction of wind turbine facilities classified as personal property, improvements to property, or increases in the value of state-assessed property.

It also does not include levy amounts for the Metropolitan Parks District (MPD). Pursuant to RCW 35.61, the MPD is a legally separate taxing jurisdiction from the City of Seattle, whose property tax levy authority of \$0.75 per \$1,000 assessed value is outside of the City's statutory rate limit of \$3.60 per \$1,000 assessed value. The MPD began collecting tax revenues in the

2016 tax collection year.

Additionally, this ordinance includes a levy of \$22,764,200 for interest on and redemption of voter-approved general obligation bonds for the fiscal year 2021, an increase of \$2,450 from the amount levied for collection in 2020. This amount includes payment amounts against the Libraries and Seawall bonds.

2. CAPITAL IMPROVEMENT PROGRAM

Does this legislation create, fund, or amend a CIP Project? ☐ Yes ☒ No

3. SUMMARY OF FINANCIAL IMPLICATIONS

Does this legislation amend the Adopted Budget? ☐ Yes ☒ No

Appropriation change (\$):	General Fund \$		Other \$	
	2020	2021	2020	2021
Estimated revenue change (\$):	Revenue to General Fund		Revenue to Other Funds	
	2020	2021	2020	2021
	\$0	7,861,962	\$0	2,159,874
Positions affected:	No. of Positions		Total FTE Change	
	2020	2021	2020	2021

Does the legislation have other financial impacts to the City of Seattle that are not reflected in the above, including direct or indirect, short-term or long-term costs?

Yes, please see c) immediately below.

Is there financial cost or other impacts of *not* implementing the legislation?

Without this legislation, no **increase** in property tax revenue, other than that resulting from the voted levy lid lift, new construction, improvements to property, construction of wind turbine facilities classified as personal property, and any increase in the value of state-assessed property, may be authorized. The cost of not implementing this legislation is the 1% increase over the 2020 current expense levy, Families, Education, Preschool and Promise levy lid lift, Move Seattle Transportation levy lid lift and Library Services levy lid lift, estimated to be \$10.0 million. If not passed, the County Assessor will levy the same amounts (general expense and levy lid lifts) as levied for the 2020 tax collection year plus any newly voter-approved levy lid lifts, amounts resulting from new construction, improvements to property, construction of wind turbine facilities classified as personal property, and any increase in the value of state-assessed property.

3.a. Appropriations

☐ This legislation adds, changes, or deletes appropriations.

3.b. Revenues/Reimbursements

☒ This legislation adds, changes, or deletes revenues or reimbursements.

Anticipated Revenue/Reimbursement Resulting from this Legislation:

Fund Name and Number	Dept	Revenue Source	2020 Revenue	2021 Estimated Revenue
00100 General Fund	General Fund	Property Tax	\$282,648,982	\$291,581,254
10398 Move Seattle Levy Fund	Transportation	Property Tax	\$98,857,381	\$99,845,955
16418/16419 2016 Housing Levy Capital Fund/2016 Levy O&M Fund	Office of Housing	Property Tax	\$41,428,571	\$41,428,571
18200 2019 Library Levy Fund	Seattle Public Library	Property Tax	\$30,371,066	\$30,674,777
12300 Election Vouchers Fund	Ethics & Elections Commission	Property Tax	\$3,000,000	\$3,000,000
17871 Families, Education, Preschool and Promise Fund	Dept. of Education & Early Learning	Property Tax	\$86,759,000	\$87,626,590
20140 UTGO Bond Interest & Redemption Fund	FAS	Property Tax	\$22,761,750	\$22,764,200
TOTAL			\$565,826,750	\$576,921,347

Revenue/Reimbursement Notes:

3.c. Positions

☐ This legislation adds, changes, or deletes positions.

4. OTHER IMPLICATIONS

a. Does this legislation affect any departments besides the originating department?

See the “Anticipated Revenue” Table above for affected departments.

b. Is a public hearing required for this legislation?

Yes. Public hearings will take place on October 6, 2020 and October 21, 2020.

c. Does this legislation require landlords or sellers of real property to provide information regarding the property to a buyer or tenant?

No.

d. Is publication of notice with *The Daily Journal of Commerce* and/or *The Seattle Times* required for this legislation?

No.

e. Does this legislation affect a piece of property?

No.

f. Please describe any perceived implication for the principles of the Race and Social Justice Initiative. Does this legislation impact vulnerable or historically disadvantaged communities? What is the Language Access plan for any communications to the public?

The revenues generated through the property tax, both general expense and levy lid lifts for particular purposes, support a broad range of government services, many of which support vulnerable or historically disadvantaged communities. This legislation has no policy or program implementation ramifications affecting vulnerable or historically disadvantaged communities beyond providing the underlying funding that supports City programs. Increases in taxes may disproportionately affect low-income individuals.

g. If this legislation includes a new initiative or a major programmatic expansion: What are the specific long-term and measurable goal(s) of the program? How will this legislation help achieve the program's desired goal(s).

NA

List attachments/exhibits below:



Legislation Text

File #: CB 119940, **Version:** 1

CITY OF SEATTLE
ORDINANCE _____
COUNCIL BILL _____

AN ORDINANCE authorizing the levy of regular property taxes by The City of Seattle for collection in 2021, representing an increase above the regular property taxes levied for collection in 2020; and ratifying and confirming certain prior acts.

WHEREAS, to increase regular property taxes, RCW 84.55.120, as approved by the voters of the State of Washington in "Referendum 47" on November 4, 1997, requires the City to enact a separate ordinance indicating the change in taxes from the previous year in terms of percentage and total amount; and

WHEREAS, The City of Seattle proposes to make its regular property tax levy for collection in 2021 in the amount reflected in the companion ordinance to this bill, which is commonly known as the "Long Property Tax Ordinance"; and

WHEREAS, the Long Property Tax Ordinance for 2021 authorizes an increase above the amount of regular property taxes levied for collection in 2020; and

WHEREAS, pursuant to RCW 84.55.120, after proper notice was given, the City Council held public hearings on October 6, 2020 and October 27, 2020, to consider The City of Seattle's 2021 budget and the regular property tax levy to support it; and

WHEREAS, notice of the City Council's consideration of this ordinance has been provided in the usual manner for other proposed City ordinances; NOW, THEREFORE,

BE IT ORDAINED BY THE CITY OF SEATTLE AS FOLLOWS:

Section 1. Regular property taxes for collection in 2021 are authorized in the amount reflected in the ordinance introduced as Council Bill 119939. Not including increases resulting from the addition of new

construction, construction of wind turbine facilities classified as personal property, improvements to property, and any increase in the value of state-assessed property, the regular property tax levy for 2021 collection represents an increase above regular property taxes levied for collection in 2020 (excluding the "refund fund levy" in both instances) of \$5,015,567, which is a 0.92 percent increase. These regular property tax levies for collection in 2020 and 2021 include regular property tax "levy lid lifts" previously approved by the voters of The City of Seattle.

Section 2. Any act consistent with the authority of this ordinance taken after its passage and prior to its effective date is ratified and confirmed.

Section 3. This ordinance shall take effect and be in force 30 days after its approval by the Mayor, but if not approved and returned by the Mayor within ten days after presentation, it shall take effect as provided by Seattle Municipal Code Section 1.04.020.

Passed by the City Council the _____ day of _____, 2020, and signed by me in open session in authentication of its passage this _____ day of _____, 2020.

President _____ of the City Council

Approved by me this _____ day of _____, 2020.

Jenny A. Durkan, Mayor

Filed by me this _____ day of _____, 2020.

Monica Martinez Simmons, City Clerk

(Seal)

SUMMARY and FISCAL NOTE*

Department:	Dept. Contact/Phone:	CBO Contact/Phone:
CBO	Dave Hennes/4-0537	Dave Hennes/4-0537

** Note that the Summary and Fiscal Note describes the version of the bill or resolution as introduced; final legislation including amendments may not be fully described.*

1. BILL SUMMARY

Legislation Title: AN ORDINANCE authorizing the levy of regular property taxes by The City of Seattle for collection in 2021, representing an increase above the regular property taxes levied for collection in 2020; and ratifying and confirming certain prior acts.

Summary and background of the Legislation: This legislation, commonly known as the “Short Property Tax Ordinance” reflects changes in the regular property taxes in terms of dollars and percentages. It is a companion to the ordinance authorizing Seattle’s property tax levies, commonly known as the “Long Property Tax Ordinance.”

Since the approval of Referendum 47 in November 1997, state law has required that taxing jurisdictions adopt, by a majority of their legislative body, a separate ordinance authorizing regular property tax increases, other than increases due to certain excluded assessed property values identified below. The ordinances must show the authorized increase in terms of both dollars and percentages. Due to the exclusion of increases due to new construction, construction of wind turbine facilities classified as personal property, improvements to property, the value of state-assessed property, and refund adjustments to the levy amount, the actual year-over-year change in the City’s regular levy will differ from the calculated change in this legislation. Seattle’s Long Property Tax legislation, which is the authorizing legislation for the City’s property tax levy, provides a more detailed description of Seattle’s actual property tax levy and revenues.

Due to the 1 percent increase in the regular non-voted property tax levy, the “Move Seattle” Transportation levy lid lift, the Families, Education, Pre-School and Promise lid lift and the Library Services levy lid lift proposed in the attached Bill, the City of Seattle’s 2020 levy for collection in 2021 represents an increase of \$5,015,567 (0.92%) from 2020. As noted above, this does not include the “refund fund levy,” or additional taxes resulting from new construction, construction of wind turbine facilities classified as personal property, improvements to property, or an increase in the value of state-assessed property.

2. CAPITAL IMPROVEMENT PROGRAM

Does this legislation create, fund, or amend a CIP Project? ___ Yes X No

3. SUMMARY OF FINANCIAL IMPLICATIONS

Does this legislation amend the Adopted Budget? ___ Yes X No

Does the legislation have other financial impacts to the City of Seattle that are not reflected in the above, including direct or indirect, short-term or long-term costs?

Please see the Fiscal Note to the 2021 Long Property Tax Ordinance, which authorizes the City's actual property tax levies.

Is there financial cost or other impacts of *not* implementing the legislation?

Please see the Fiscal Note to the 2021 Long Property Tax Ordinance, which authorizes the City's actual property tax levies.

4. OTHER IMPLICATIONS

a. Does this legislation affect any departments besides the originating department?

See the Summary above and the "Anticipated Revenue" table in the companion Fiscal Note for the Long Property Tax Ordinance for affected departments.

b. Is a public hearing required for this legislation?

Yes. Public hearings will take place on October 6, 2020 and October 27, 2020.

c. Does this legislation require landlords or sellers of real property to provide information regarding the property to a buyer or tenant?

No.

d. Is publication of notice with *The Daily Journal of Commerce* and/or *The Seattle Times* required for this legislation?

No.

e. Does this legislation affect a piece of property?

No.

f. Please describe any perceived implication for the principles of the Race and Social Justice Initiative. Does this legislation impact vulnerable or historically disadvantaged communities? What is the Language Access plan for any communications to the public?

The revenues generated through the property tax, both general expense and levy lid lifts for particular purposes, support a broad range of government services, many of which support vulnerable or historically disadvantaged communities. This legislation has no policy or program implementation ramifications affecting vulnerable or historically disadvantaged communities beyond providing the underlying funding that supports City programs. Increases in property tax levies may disproportionately affect low-income taxpayers.

g. If this legislation includes a new initiative or a major programmatic expansion: What are the specific long-term and measurable goal(s) of the program? How will this legislation help achieve the program's desired goal(s). N/A



Legislation Text

File #: CB 119947, **Version:** 1

CITY OF SEATTLE

ORDINANCE _____

COUNCIL BILL _____

AN ORDINANCE relating to the financing of the Seattle Department of Transportation; authorizing the loan of funds in the amount of \$25,000,000 from the Information Technology Fund to the Transportation Fund to support essential transportation programs.

WHEREAS, the COVID-19 pandemic and associated decline in revenues has resulted in the

need for significant cuts to programs across the Seattle Department of Transportation budgets; and

WHEREAS, the Seattle Department of Transportation is expected to continue to provide

essential services and programs while taking significant reductions in 2021; and

WHEREAS, Seattle Municipal Code subsection 5.06.030.C requires City Council approval by ordinance of any

interfund loan for a duration of 90 days or more; and

WHEREAS, in the normal course of business the City may temporarily lend cash between funds to maintain

required balances; and

WHEREAS, the Director of Finance and the City Budget Director have determined that this interfund loan

request is consistent with the Debt Management Policies adopted by Resolution 31553; and

WHEREAS, there is sufficient cash in the Information Technology Fund to support a primary interfund loan of

up to \$25 million through December 31, 2024 and still meet regular budgeted operating needs; and

WHEREAS, funds loaned by the Information Technology Fund to the Transportation Fund are to be repaid

from future fund balances in the Transportation Fund beginning in 2022; NOW, THEREFORE,

BE IT ORDAINED BY THE CITY OF SEATTLE AS FOLLOWS:

Section 1. The City Council finds that there is no viable alternative to meet a core City objective, and

therefore the Director of Finance is authorized to make a revolving loan of up to \$25,000,000 principal and interest outstanding from the Information Technology Fund to the Transportation Fund, to provide financing for expenditures related to essential transportation programs. The loan is to be repaid no later than December 31, 2024, with interest on the loan at the rate of return of the City's Consolidated Cash Pool. The entire principal and interest amount of the loan drawn is intended to be repaid with fund balances from the Transportation Fund.

Section 2. The Director of Finance may effectuate the loan authorized in Section 1 of this ordinance by transferring cash from the Information Technology Fund to the Transportation Fund, or by carrying the Transportation Fund in a negative cash position, in an amount not to exceed \$25,000,000 until no later than December 31, 2024 or until repayment with fund balances from the Transportation Fund, whichever is earlier. The Director of Finance is further authorized to establish, and modify if necessary, from time to time, a repayment plan and schedule.

Section 3. This ordinance shall take effect and be in force 30 days after its approval by the Mayor, but if not approved and returned by the Mayor within ten days after presentation, it shall take effect as provided by Seattle Municipal Code Section 1.04.020.

Passed by the City Council the _____ day of _____, 2020, and signed by me in open session in authentication of its passage this _____ day of _____, 2020.

President _____ of the City Council

Approved by me this _____ day of _____, 2020.

Jenny A. Durkan, Mayor

Filed by me this _____ day of _____, 2020.

Monica Martinez Simmons, City Clerk

(Seal)

SUMMARY and FISCAL NOTE*

Department:	Dept. Contact/Phone:	CBO Contact/Phone:
SDOT	Scott Clarke/206.615.0723	Aaron Blumenthal/206.233.2656

** Note that the Summary and Fiscal Note describes the version of the bill or resolution as introduced; final legislation including amendments may not be fully described.*

1. BILL SUMMARY

Legislation Title:

AN ORDINANCE relating to the financing of the Seattle Department of Transportation; authorizing the loan of funds in the amount of \$25,000,000 from the Information Technology Fund to the Transportation Fund to support essential transportation programs.

Summary and background of the Legislation:

This legislation authorizes a total of \$25 million in an interfund loan to allow SDOT to continue to provide essential programs. The loan will come from the Information Technology Fund (\$20m) and the Transportation Benefit District Fund (\$5m).

The loan assures SDOT's Transportation Fund remains balanced in 2021 and allows SDOT to continue to deliver essential services and programs. The Transportation Fund is anticipated to have positive fund balances beginning in 2022 and will therefore be able to begin paying back the loan at that time. The repayment of the loan will be complete no later than the end of 2024. The loan is a multi-year bridge financing mechanism meant to mitigate the programmatic impacts from the revenue shortfalls caused by the COVID-19 pandemic and associated economic downturn.

2. CAPITAL IMPROVEMENT PROGRAM

Does this legislation create, fund, or amend a CIP Project? __ Yes __x__ No

3. SUMMARY OF FINANCIAL IMPLICATIONS

Does this legislation amend the Adopted Budget? __ Yes __x__ No

Does the legislation have other financial impacts to the City of Seattle that are not reflected in the above, including direct or indirect, short-term or long-term costs?

Loan interest costs will be incurred and paid back from future balances in the Transportation Fund.

Is there financial cost or other impacts of *not* implementing the legislation?

Yes. If this loan were not authorized, SDOT would need to further cut services and programs. As part of the 2021 Budget Process, SDOT made significant program reductions, including to voter-approved commitments such as the Move Seattle Portfolio. This loan allows SDOT to continue basic programs in the Move Seattle Levy and other programs.

4. OTHER IMPLICATIONS

- a. **Does this legislation affect any departments besides the originating department?**
Yes, FAS-Finance.
- b. **Is a public hearing required for this legislation?**
No
- c. **Does this legislation require landlords or sellers of real property to provide information regarding the property to a buyer or tenant?**
No
- d. **Is publication of notice with *The Daily Journal of Commerce* and/or *The Seattle Times* required for this legislation?**
No
- e. **Does this legislation affect a piece of property?**
No
- f. **Please describe any perceived implication for the principles of the Race and Social Justice Initiative. Does this legislation impact vulnerable or historically disadvantaged communities? What is the Language Access plan for any communications to the public?**
N/A
- g. **If this legislation includes a new initiative or a major programmatic expansion: What are the specific long-term and measurable goal(s) of the program? How will this legislation help achieve the program's desired goal(s).**
N/A

Attachments:

Summary Attachment A – Interfund Loan Request

Interfund Loan Request Form - Attachment A

Borrowing Fund Name/Fund No.	Transportation Fund (13000)
Lending Fund Name/Fund No.	Information Technology Fund (50410)
Project Name	N/A
Project Description	N/A
CIP Number	N/A
Loan Repayment Sources	Transportation Fund (13000)
Est. Loan Balance at End of Term	\$ -
Est. Total Interest Expense	\$ 1,147,170

Accounting Period	Beginning Loan Balance	Cash Outflows (Loan Draws)	Interest Charge	Cash Inflows (Loan Repayments)
1/1/2021	-	(25,000,000)		
2/1/2021	(25,000,000)			
3/1/2021	(25,000,000)			
4/1/2021	(25,000,000)		(42,350)	
5/1/2021	(25,042,350)		(41,053)	
6/1/2021	(25,083,403)		(42,491)	
7/1/2021	(25,125,894)		(41,190)	
8/1/2021	(25,167,084)		(41,258)	
9/1/2021	(25,208,341)		(41,325)	
10/1/2021	(25,249,666)		(41,393)	
11/1/2021	(25,291,059)		(41,461)	
12/1/2021	(25,332,520)		(41,529)	
1/1/2022	(25,374,049)		(41,597)	730,000
2/1/2022	(24,685,646)		(40,468)	730,000
3/1/2022	(23,996,114)		(39,338)	730,000
4/1/2022	(23,305,452)		(38,206)	730,000
5/1/2022	(22,613,657)		(37,072)	730,000
6/1/2022	(21,920,729)		(35,936)	730,000
7/1/2022	(21,226,665)		(34,798)	730,000
8/1/2022	(20,531,462)		(33,658)	730,000
9/1/2022	(19,835,121)		(32,517)	730,000
10/1/2022	(19,137,637)		(31,373)	730,000
11/1/2022	(18,439,010)		(30,228)	730,000
12/1/2022	(17,739,238)		(29,081)	730,000
1/1/2023	(17,038,319)		(27,932)	730,000
2/1/2023	(16,336,251)		(26,781)	730,000
3/1/2023	(15,633,031)		(25,628)	730,000
4/1/2023	(14,928,659)		(24,473)	730,000
5/1/2023	(14,223,132)		(23,317)	730,000
6/1/2023	(13,516,449)		(22,158)	730,000
7/1/2023	(12,808,607)		(20,998)	730,000
8/1/2023	(12,099,605)		(19,835)	730,000
9/1/2023	(11,389,440)		(18,671)	730,000
10/1/2023	(10,678,112)		(17,505)	730,000
11/1/2023	(9,965,617)		(16,337)	730,000
12/1/2023	(9,251,954)		(15,167)	730,000
1/1/2024	(8,537,121)		(13,995)	730,000
2/1/2024	(7,821,116)		(12,822)	730,000
3/1/2024	(7,103,938)		(11,646)	730,000
4/1/2024	(6,385,583)		(10,468)	730,000

5/1/2024	(5,666,052)	(9,289)	730,000
6/1/2024	(4,945,340)	(8,107)	730,000
7/1/2024	(4,223,447)	(6,924)	730,000
8/1/2024	(3,500,371)	(5,738)	730,000
9/1/2024	(2,776,109)	(4,551)	730,000
10/1/2024	(2,050,660)	(3,362)	730,000
11/1/2024	(1,324,022)	(2,171)	730,000
12/1/2024	(596,193)	(977)	597,170

Total - P&I Check	(25,000,000)	(1,147,170)
------------------------------	---------------------	--------------------

Interest Rate Assumptions:	
2020	2.00%
2021 and after	2.00%

Note: These interest rate assumptions are for planning purposes only. Unless otherwise stated, the interest charge will be at the monthly rate of return on the City's consolidated cash pool investments.

Ending Monthly Loan Balance	<i>Accrued Interest</i>
(25,000,000)	-
(25,000,000)	-
(25,000,000)	-
(25,042,350)	(42,350)
(25,083,403)	(83,403)
(25,125,894)	(125,894)
(25,167,084)	(167,084)
(25,208,341)	(208,341)
(25,249,666)	(249,666)
(25,291,059)	(291,059)
(25,332,520)	(332,520)
(25,374,049)	(374,049)
(24,685,646)	(415,646)
(23,996,114)	(456,114)
(23,305,452)	(495,452)
(22,613,657)	(533,657)
(21,920,729)	(570,729)
(21,226,665)	(606,665)
(20,531,462)	(641,462)
(19,835,121)	(675,121)
(19,137,637)	(707,637)
(18,439,010)	(739,010)
(17,739,238)	(769,238)
(17,038,319)	(798,319)
(16,336,251)	(826,251)
(15,633,031)	(853,031)
(14,928,659)	(878,659)
(14,223,132)	(903,132)
(13,516,449)	(926,449)
(12,808,607)	(948,607)
(12,099,605)	(969,605)
(11,389,440)	(989,440)
(10,678,112)	(1,008,112)
(9,965,617)	(1,025,617)
(9,251,954)	(1,041,954)
(8,537,121)	(1,057,121)
(7,821,116)	(1,071,116)
(7,103,938)	(1,083,938)
(6,385,583)	(1,095,583)
(5,666,052)	(1,106,052)

(4,945,340)	(1,115,340)
(4,223,447)	(1,123,447)
(3,500,371)	(1,130,371)
(2,776,109)	(1,136,109)
(2,050,660)	(1,140,660)
(1,324,022)	(1,144,022)
(596,193)	(1,146,193)
0	(1,147,170)

ctual monthly

Interfund Loan Request Form - Attachment A

Borrowing Fund Name/Fund No.	
Lending Fund Name/Fund No.	
Project Name	
Project Description	
CIP Number	
Loan Repayment Sources	
Est. Loan Balance at End of Term	\$ -
Est. Total Interest Expense	\$ 20,843

Accounting Period	Beginning Loan Balance	Cash Outflows (Loan Draws)	Interest Charge	Cash Inflows (Loan Repayments)
February 2020	-	(250,000)	-	-
March 2020	(250,000)	(1,000,000)	(610)	-
April 2020	(1,250,610)	-	(3,379)	-
May 2020	(1,253,989)	(500,000)	(3,279)	100,000
June 2020	(1,657,268)	(250,000)	(4,478)	-
July 2020	(1,911,746)	(100,000)	(4,999)	500,000
August 2020	(1,516,745)	-	(4,098)	1,520,843

Interest Rate Assumptions:	
2019	2.48%
2020	3.19%
2021 and after	3.25%

Ending Monthly Loan Balance	Accrued Interest
(250,000)	-
(1,250,610)	(610)
(1,253,989)	(3,989)
(1,657,268)	(7,268)
(1,911,746)	(11,746)
(1,516,745)	(16,745)
-	(20,843)

- Do not include Lending Fund cash transfers to the Borrowing Fund when developing Attachment A.
- Cash outflows are generally expenditures within the Borrowing Fund.
- Cash inflows are generally revenues within the Borrowing Fund.
- For Attachment A, the monthly interest charge is based upon the previous month's ending loan balance.



Legislation Text

File #: CB 119949, **Version:** 1

CITY OF SEATTLE

ORDINANCE _____

COUNCIL BILL _____

AN ORDINANCE relating to the organization of City government; creating a new Community Safety and Communications Center; and making necessary amendments to Chapters 3.15, 3.28, 6.10, 10.08, 11.14, 11.16, and 12A.16 of the Seattle Municipal Code and Ordinance 86431 to implement associated organizational changes and make technical revisions.

WHEREAS, throughout the summer, Seattle residents have taken to the streets to protest the unjust murders of Black Americans, including George Floyd and Breonna Taylor and the shooting of Jacob Blake; all of these individuals experienced violent and lethal force at the hands of the police; and

WHEREAS, in response to this local and national civil rights reckoning, community members and civic leaders, including the Mayor and members of the City Council, have committed to a holistic review and community-led discussion around the effectiveness of the current way that community safety is provided in Seattle; and

WHEREAS, the shared vision for reimagining Seattle's system of community safety recognizes the importance of providing alternatives to armed police officer response, including civilian and community-based services and solutions; and

WHEREAS, based on community input, the Mayor and the City Council will pursue the transfer of certain functions out of the Seattle Police Department, including Emergency Management, 9-1-1 Dispatch, and Parking Enforcement; and

WHEREAS, moving the law enforcement function of the Parking Enforcement Officers outside the Seattle Police Department will require commissioning those officers as special police officers under Seattle

Municipal Code Sections 3.28.150-220; and

WHEREAS, changes to the Seattle Municipal Code and to ordinances are necessary to A) locate parking enforcement outside the Seattle Police Department and B) allow Parking Enforcement Officers, as special police officers, to continue enforcing Title 11, as limited by their special commissions under Seattle Municipal Code subsection 3.28.150.B; and

WHEREAS, the transfer of parking enforcement functions from the Seattle Police Department to a new Community Safety and Communications Center will require time to develop an appropriate organizational structure and to define new internal and intra-departmental procedures, some of which may be subject to bargaining; and

WHEREAS, the executive is prepared to transfer 9-1-1 Dispatch from the Seattle Police Department to a new Community Safety and Communications Center effective January 1, 2021; and

WHEREAS, these transfers, taken in total, aim to reflect community expectations of the equitable delivery of City services, elevate emergency planning, improve the coordination of calls-for-service, increase civilian and community-based dispatch options, and bolster public trust and confidence in a reimagined system of community safety; and

WHEREAS, creating a new Community Safety and Communications Center will allow the City to improve customer service experiences, consolidate and co-locate communications and dispatch functions, as well as incorporate civilian and community-based dispatch alternatives that draws on the wealth of resources that currently exist in Seattle that could replace armed officer response to better meet community needs;
NOW, THEREFORE,

BE IT ORDAINED BY THE CITY OF SEATTLE AS FOLLOWS:

Section 1. New Sections 3.15.060 and 3.15.062 are added to the Seattle Municipal Code as follows:

3.15.060 Community Safety and Communications Center

There is created within the Executive Department a Community Safety and Communications Center to provide timely, accurate, and vital information to the City's first responders, city service providers, and to the public and to provide civilian and community-based services and solutions to community safety challenges.

A. Effective the earlier of June 1, 2021 or 30 days after the Executive receives the necessary Originating Agency Identifier (ORI) access permissions for the 9-1-1 call center, the functions of the Community Safety and Communications Center are as follows:

1. Act as the city's Primary Public Safety Answering Point (PSAP), providing 24-hour public safety communication and dispatch services for 9-1-1 calls originating in Seattle.

a. Identify, triage, and dispatch public safety service requests to first responders and other community resources most appropriate to quickly and safely respond and resolve the requested need.

b. Dispatch and provide continuous contact with responders, provides support functions for responding agencies, and coordinates responses between city departments and public safety agencies operating within Seattle.

c. Notify City departments, City leaders, and other stakeholders of emergency incidents.

d. Provide information and service referral to non-emergency callers.

B. Effective June 1, 2021, the following function shall be added to the Community Safety and Communications Center:

1. Provide parking enforcement to assist in the administration of traffic laws, to the extent allowed by the commission of Parking Enforcement Officers as Special Police Officers and in coordination with the Seattle Police Department and the Seattle Department of Transportation.

3.15.062 Director of the Community Safety and Communications Center

A. Appointment, term, and removal

The Director of the Community Safety and Communications Center (CSCC) shall be appointed by the Mayor and subject to confirmation by a majority vote of City Council. The Director shall be subject to

reappointment and reconfirmation every four years and may be removed by the Mayor upon filing a statement of reasons therefor with the City Council.

B. Duties

The Director of CSCC shall be the head of CSCC, shall be responsible for the administration of the CSCC, and shall:

1. Develop and manage all functions and responsibilities of the CSCC.
2. Subject to the City's personnel ordinances and rules, appoint, assign, supervise, control, and remove all officers and employees in CSCC;
3. Manage the preparation of the preliminary proposed budget for CSCC, authorize necessary expenditures and enter into contracts for professional and expert services in accordance with the adopted budget, develop and manage programs, and undertake authorized activities;
4. Administer all ordinances pertaining to the CSCC and its functions;
5. Execute, administer, modify, and enforce such agreements and instruments as the Director shall deem reasonably necessary to implement city service dispatching consistent with all applicable laws and ordinances, as the Director shall deem appropriate for carrying out the responsibilities, functions, and activities of CSCC;
6. Apply for grants for departmental programs;
7. Coordinate with outside jurisdictions;
8. Serve, in conjunction with other pertinent members of the Mayor's Cabinet, as the City's representative to intergovernmental and public-private boards, commissions, organizations, and committees engaged in issues pertaining to emergency communications and city service dispatching;
9. Provide input to the Mayor and City Council on the city's emergency communications and recommend actions to better respond to calls for assistance from the public and to better communicate with the public about dangerous situations and natural disasters;

10. Make periodic reports to the Mayor and City Council concerning the activities of CSCC;

11. Promulgate and amend, in accordance with Chapter 3.02, rules and regulations to carry out CSCC activities;

12. Maintain city compliance with all national, state, and county laws, rules, certifications, etc., as necessary for the efficient and robust city service response for all members of the community; and

13. Exercise such other and further powers and duties as shall be prescribed by ordinance.

Section 3. Section 3.28.100 of the Seattle Municipal Code, enacted by Ordinance 101629, is repealed:

~~((3.28.100 Transfer of parking meter regulations.~~

~~As of January 1, 1973, the duty and responsibility of enforcement of certain parking meter traffic regulations, and other related work, heretofore assigned to the City Treasurer by Ordinance 86431, is transferred to the Chief of Police as contemplated in the 1973 budget.))~~

Section 4. Ordinance 86431, which gave parking enforcement authority to special police officers in the City Treasurer's Office (now part of the Department of Finance and Administrative Services), is repealed.

Section 5. Section 11.14.440 of the Seattle Municipal Code, enacted by Ordinance 108200, is amended as follows:

11.14.440 Peace officer((:))

"Peace officer" means ~~((any officer, including police officers, authorized by law to execute criminal process or to make arrests for the violation of the regulations generally or of any particular regulation relative to the highways of the state or to the streets or alleys of the City. (RCW 46.04.391)))~~ every officer authorized to direct or regulate traffic or to make arrests for violations of traffic regulations.

Section 6. A new Section 11.14.482 is added to the Seattle Municipal Code as follows:

11.14.482 Police officer

"Police officer" has the same meaning as "peace officer" in Section 11.14.440.

Section 7. A new Section 11.14.657 is added to the Seattle Municipal Code as follows:

11.14.657 Traffic officer

"Traffic officer" means any officer assigned by the Police Chief under Section 11.16.040 to direct traffic in conformance with this Subtitle I.

Section 8. Section 11.16.020 of the Seattle Municipal Code, last amended by Ordinance 118409, is amended as follows:

11.16.020 Police Department authority((;))

It is the function of the Police Department to enforce this ((~~subtitle~~)) Subtitle I and all of the State ((~~Motor Vehicle Laws~~)) motor vehicle laws applicable to traffic and trains in this City, to make arrests and/or issue citations for traffic offenses, to cooperate with the Director of Transportation and other officers of the City in the administration of the traffic laws and in developing ways and means to improve traffic conditions, and to carry out those functions specially imposed upon the Police Department by this ((~~subtitle~~)) Subtitle I and other traffic ordinances of this City. Special Police Officers who receive commissions consistent with Sections 3.28.150 through 3.28.220 may also enforce this Subtitle I to the extent allowed by their commissions.

Section 9. Section 11.16.040 of the Seattle Municipal Code, enacted by Ordinance 108200, is amended as follows:

11.16.040 ((~~Police authorization.~~)) Authorization to direct traffic

Officers of the Police Department and such officers as are assigned by the Chief of Police, as well as Special Police Officers to the extent allowed by their commissions, are authorized to direct all traffic by voice, hand, or signal in conformance with the provisions of this ((~~subtitle~~)) Subtitle I ~~((: Provided, that in the event of a fire or other emergency or to expedite traffic or to safeguard pedestrians, officers of the Police Department may direct~~

~~traffic as conditions may require, notwithstanding the provisions of this subtitle)).~~ Any officer authorized to direct traffic in conformance with the provisions of this Subtitle I may direct traffic as conditions require, notwithstanding other provisions of this Subtitle I, in the event of a fire or other emergency, to expedite traffic, or to safeguard pedestrians.

Section 10. Section 6.10.005 of the Seattle Municipal Code, last amended by Ordinance 124963, is amended as follows:

6.10.005 Definitions((:))

The following definitions as well as the definitions contained in Chapters 5.30 and 10.08 of the Seattle Municipal Code shall be fully applicable to this Chapter 6.10 in its entirety, except as expressly stated to the contrary herein.

* * *

E. "False ((Alarm)) alarm" means the notification to the Community Safety and Communications Center, Seattle Police Department, or Seattle Fire Department concerning the activation of an alarm system or alarm device when:

1. There is no evidence of a crime or other activity that warrants the assistance of the Seattle Police Department on the premises, as indicated by the investigation of a police officer on the scene or by the lack of a police report filed by the property owner, and no individual who was on or near the premises or who had viewed a video communication from the premises called for the dispatch or confirmed a need for police response; or

2. There is no indication or presence of a fire on the premises, that warrants a call for assistance from or investigation by the Seattle Fire Department, and no individual who was on or near the premises or who had viewed a video communication from the premises called for the dispatch or confirmed a need for fire response; or

3. The dispatch of police or fire personnel was cancelled by the alarm system monitoring company, whether the alarm was cancelled before or after the arrival of police or fire personnel at the alarm site.

* * *

Section 11. Section 6.10.010 of the Seattle Municipal Code, last amended by Ordinance 125449, is amended as follows:

6.10.010 Alarm system monitoring companies-License required-Fee-Identification

* * *

D. The Department will issue a permit number to each alarm system monitoring company licensed under this Chapter 6.10, and such number shall be provided on the company's business license. The ~~((Seattle Police Department))~~ Community Safety and Communications Center shall reference this number as their Unique Identifying Number (UIN). All persons licensed pursuant to this Chapter 6.10 shall supply the ~~((Seattle Police Department personnel))~~ Community Safety and Communications Center with their permit number/UIN at the time an alarm is called in to the ~~((Seattle Police Department))~~ Community Safety and Communications Center.

* * *

Section 12. Section 6.10.070 of the Seattle Municipal Code, enacted by Ordinance 121332, is amended as follows:

6.10.070 Suspension or revocation of license~~((:))~~

The Director shall have the power and authority to suspend or revoke any license issued under the provisions of this ~~((chapter))~~ Chapter 6.10 as set forth in ~~((SMC))~~ Chapter 6.02. No suspended or revoked license may be reinstated without prior payment of all fees due and outstanding, including false alarm fees. The Director shall notify the Community Safety and Communications Center and the Seattle Police Department of any revocation or suspension, and in the discretion of the ~~((Police Department,))~~ Community Safety and Communications

Center no response may be made to any alarms monitored by the alarm system monitoring company until the license is reinstated. An alarm system monitoring company whose license has been revoked or suspended shall notify each of its subscribers of the revocation or suspension. The notice shall be in writing and shall be mailed to all subscribers no later than the tenth calendar day following such suspension or revocation.

Section 13. Section 6.10.110 of the Seattle Municipal Code, last amended by Ordinance 121932, is amended as follows:

6.10.110 Notice and hearing on penalty for false alarms((-))

A. The Department shall mail by first class mail, or transmit electronically if previously agreed between the Department and the alarm system monitoring company, a written notice of the false alarm fee to the alarm system monitoring company. The notice shall state the date and time of the false alarm, and that the alarm system monitoring company is entitled to a hearing to respond to the notice and introduce any evidence to refute or mitigate the determination that the false alarm occurred. All false alarm fees are due and payable within ~~((sixty-(60)))~~ 60 days of the date that the Department mails or transmits the notice, unless: (1) an appeal is filed pursuant to subsection 6.10.110.B ~~((of this section))~~, in which case the fees appealed from are due and payable within ten ~~((10))~~ days after the date of the written ruling, or (2) a waiver is requested and an alarm user class is scheduled pursuant to subsection ~~((D of this section))~~ 6.10.110.C.

B. An alarm system monitoring company wanting to contest a false alarm fee shall file a written appeal with the Director within ~~((thirty-(30)))~~ 30 days after the date of the notice. A hearing shall be held by the Director, or the Director's designee, not more than ~~((twenty-(20)))~~ 20 days from the date the appeal is filed. Within ~~((twenty-(20)))~~ 20 days after the hearing, the Department shall issue a written ruling including factual findings and the Director's conclusion, with supporting reasons affirming or reversing the notice. The Decision of the Director shall be final.

C. ~~((The Director may, but is not required to, delegate authority to conduct hearings under this section to the Seattle Police Department.~~

~~D.))~~ The Director may waive the first false alarm fee once within an ~~((eighty-four (84)))~~ 84 month period per alarm site, if the owner of the monitored alarm attends an alarm user class as defined in Section 10.08.140 ~~((of the Seattle Municipal Code))~~. The owner of the alarm must attend the class within ~~((one hundred and twenty (120)))~~ 120 days of the date of the false alarm billing. A current Seattle subscriber that moves to a new address within Seattle shall receive a waiver for the first false alarm at the subscriber's new location if the owner attends a class after moving to the new location within ~~((one hundred twenty (120)))~~ 120 days of the false alarm, regardless of whether the first time waiver was granted to the subscriber at the subscriber's previous address.

Section 14. Section 10.08.140 of the Seattle Municipal Code, last amended by Ordinance 123361, is amended as follows:

10.08.140 Definitions(~~(-)~~)

* * *

I. "False ~~((Alarm))~~ alarm" means the notification to the Seattle Police Department or Community Safety and Communications Center concerning the activation of an alarm system or alarm device when:

1. There is no evidence of a crime or other activity that warrants the assistance of the Seattle Police Department on the premises, as indicated by the investigation of a police officer on the scene or by the lack of a police report filed by the property owner, and no individual who was on or near the premises or who had viewed a video communication from the premises, called for the dispatch or confirmed a need for police response; or

2. The dispatch of police personnel was cancelled by the alarm system monitoring company, whether the alarm was cancelled before or after the arrival of police personnel at the alarm site.

* * *

Section 15. Section 10.08.165 of the Seattle Municipal Code, last amended by Ordinance 123361, is amended as follows:

10.08.165 Alarm system monitoring companies-Verification process((~))

Every alarm system monitoring company engaged in business activities in Seattle shall:

A. Obtain a City of Seattle alarm system monitoring company license from the Department of Finance and Administrative Services as provided in ((SMC)) Chapter 6.10;

B. Provide the Director of the Community Safety and Communications Center and the Chief of Police such information about the nature of its property alarms, burglary alarms, robbery alarms, and panic alarms; its method of monitoring; its program for preventing false alarms; and its method of disconnecting audible alarms, each as the Chief may require by rule adopted pursuant to Chapter 3.02;

C. Maintain a current list of all subscribers' names and the associated protected premises it serves, which list shall be given to the Director on a quarterly basis;

D. Verify with those subscribers who have an automatic alarm system, each alarm signal that has been accepted by the alarm system monitoring company using a verification process to prevent false alarms from resulting in unnecessary police dispatches.

A verification process is an independent method of determining that a signal from an automatic alarm system reflects a need for police assistance or investigation. The means of verification shall include one or more of the following:

1. An attempt by the alarm system monitoring company, or its representative, to contact the alarm site and/or alarm user by telephone and/or other electronic means, whether or not actual contact with a person is made, to determine whether an alarm signal is valid before requesting law enforcement dispatch, in an attempt to avoid an unnecessary alarm dispatch request. For the purpose of this ((ordinance)) Section 10.08.165, telephone verification shall require, as a minimum, that a second call be made to a different number if the first attempt fails to reach an alarm user who can properly identify themselves to determine whether an alarm signal is valid before requesting law enforcement dispatch;

2. A feature that permits the alarm system user or a person authorized by the user to send a

cancellation code to the alarm system monitoring company that will cancel an alarm immediately after it has been sent and prevent the monitoring company calling for a police dispatch;

3. The installation of a video system that provides the alarm system monitoring company when the signal is received with the ability to ascertain that activity is occurring which warrants police assistance or investigation;

4. An independent confirmation that a signal reflects a need for police assistance or investigation either by the alarm system user, a person at or near the premises, or an alternate response agency made before dispatching police; or

5. An alternate system that the Chief determines has or is likely to have a high degree of reliability.

E. When the Chief reports that there appears to have been a false alarm at a subscriber's premises, work cooperatively with the subscriber, the Director of the Community Safety and Communications Center, and the Chief in order to determine the cause thereof and prevent recurrences.

Section 16. Section 10.08.178 of the Seattle Municipal Code, last amended by Ordinance 121332, is amended as follows:

10.08.178 Frequent false alarms-Process for disregarding automatic alarms-In-person verification((+))

A. In exercising ~~((his or her))~~ discretion to make a dispatch in response to an automatic property or automatic burglary alarm, the Director of the Community Safety and Communications Center or Chief of Police may disregard a call for dispatch when:

1. The call comes from or is prompted by an automatic property alarm or automatic burglary alarm that has a record of sending six ~~((6))~~ false alarms within a period of ~~((twelve (12)))~~ 12 months; and

2. The call is the only basis for making such a dispatch.

The Director of the Community Safety and Communications Center or Chief may consider such a call as an additional factor in making ~~((his or her))~~ a decision to order a dispatch when an in-person verification

from an individual at the premises, or other independent evidence, shows a need for police assistance at the premises.

B. To discourage false alarms, the ~~((Chief))~~ Director of the Community Safety and Communications Center may adopt a process of sending a letter by regular mail informing the alarm system monitoring company of record of the false alarm history, the need to take corrective action, and the prospect that six ~~((6))~~ false alarms within a ~~((twelve-12))~~ 12 month period shall result in the automatic signals being disregarded and an in-person verification being required or other independent information showing a need for such a dispatch before a dispatch will be made to the premises.

C. Before acting as authorized in subsection 10.08.178.A ~~((of this section))~~, the ~~((Chief))~~ Director of the Community Safety and Communications Center shall send or deliver a notice to the alarm system monitoring company that:

1. Six ~~((6))~~ false alarms have been received within a ~~((twelve-12))~~ 12 month period;
2. The remedy authorized in subsection 10.08.178.A may be taken;
3. The alarm system monitoring company may request a hearing before the ~~((Chief))~~ Director of the Community Safety and Communications Center or ~~((his))~~ the Director of the Community Safety and Communications Center's designee and explain why the ~~((Chief))~~ Director of the Community Safety and Communications Center should not take the proposed action; if no hearing is requested, the ~~((Seattle Police Department))~~ Community Safety and Communications Center will after ten ~~((10))~~ days disregard automatic signals from the premises without a verification from an individual or other independent information showing a need for such dispatch; and
4. A requirement of an in-person communication or verification may remain in effect for a period of ~~((three hundred sixty-five-365))~~ 365 days.

D. If a hearing is requested, the ~~((Chief))~~ Director of the Community Safety and Communications Center shall schedule the hearing within ten ~~((10))~~ days. Both the alarm user and a representative from the

alarm system monitoring company are required to attend. The ~~((Chief))~~ Director of the Community Safety and Communications Center may take into consideration such factors as the steps that the alarm system user or alarm system monitoring company has taken or is taking to correct the problem; the incidence of crime in the area; the facts and circumstances of the false alarms; and other relevant information presented by the user or the monitoring company.

E. The ~~((Chief))~~ Director of the Community Safety and Communications Center may suspend or cancel the remedy under subsection 10.08.178.A if ~~((he or she))~~ the Director of the Community Safety and Communications Center determines that the automatic alarm system has been corrected to prevent the recurrence of false alarms.

F. "Dispatch" means a discretionary decision whether to direct police units to a location where there has been a report made, by whatever means, that police assistance or investigation is needed. There is no duty to dispatch under any circumstances whatever, whether automatic alarms are involved or not, and all dispatch decisions are made subject to competing priorities and available police response resources.

Section 17. Section 12A.16.040 of the Seattle Municipal Code, last amended by Ordinance 125254, is amended as follows:

12A.16.040 False reporting.

A person is guilty of false reporting if ~~((he or she))~~ the person:

* * *

C. Makes a verbal statement relating to a crime, catastrophe, or emergency to a Seattle ~~((Police))~~ police officer or a ~~((Seattle Police Department))~~ 911 emergency operator, knowing that such statement contains a misstatement of a material fact; or

* * *

Section 18. The Council requests that the Executive report to the city Council by March 31, 2021 on 1)

the cost-effectiveness and feasibility of providing parking enforcement officers access to the Seattle Department of Transportation's car charging stations and, 2) additional staff and budget that would be required to support the potential expansion of the parking enforcement officers' responsibilities as follows: managing traffic at lighted intersections, red light camera and school zone enforcement, response to non-injury collisions, response to and reporting on minor thefts and car-break-ins, and traffic control.

Section 19. This ordinance shall take effect and be in force 30 days after its approval by the Mayor, but if not approved and returned by the Mayor within ten days after presentation, it shall take effect as provided by Seattle Municipal Code Section 1.04.020.

Passed by the City Council the _____ day of _____, 2020, and signed by
me in open session in authentication of its passage this _____ day of _____, 2020.

President _____ of the City Council

Approved by me this _____ day of _____, 2020.

Jenny A. Durkan, Mayor

Filed by me this _____ day of _____, 2020.

Monica Martinez Simmons, City Clerk

(Seal)

SUMMARY and FISCAL NOTE*

Department:	Dept. Contact/Phone:	CBO Contact/Phone:
LEG	Lise Kaye/206-256-6264	

** Note that the Summary and Fiscal Note describes the version of the bill or resolution as introduced; final legislation including amendments may not be fully described.*

1. BILL SUMMARY

Legislation Title: AN ORDINANCE relating to the organization of City government; creating a new Community Safety and Communications Center; and making necessary amendments to Chapters 3.15, 3.28, 6.10, 10.08, 11.14, 11.16, and 12A.16 of the Seattle Municipal Code and Ordinance 86431 to implement associated organizational changes and make technical revisions.

Summary and background of the Legislation: This legislation would create a new Community Safety and Communications Center (CSCC) in the Executive Department by adding new sections to the Seattle Municipal Code. The director of the CSCC would be nominated by the Mayor and confirmed by the City Council and subject to reappointment and reconfirmation every four years. The CSCC would operate the City's primary Public Safety Answering Point (911 Communications Center) and provide parking enforcement services. The recommended ordinance would transfer the 911 Communications Center from the Seattle Police Department (SPD) to the CSCC the earlier of June 1, 2021 or 30 days after the Executive receives the necessary Originating Agency Identifier (ORI) access permissions for the 911 Communications Center, and it would transfer the Parking Enforcement Officers unit from SPD to the CSCC effective June 1, 2021.

2. CAPITAL IMPROVEMENT PROGRAM

Does this legislation create, fund, or amend a CIP Project? ___ Yes **X** No

3. SUMMARY OF FINANCIAL IMPLICATIONS

Does this legislation amend the Adopted Budget? ___ Yes **X** No

Does the legislation have other financial impacts to the City of Seattle that are not reflected in the above, including direct or indirect, short-term or long-term costs?

Appropriations would be included in the Adopted 2021 Budget, including the transfer to the CSCC of appropriations for the City's primary Public Safety Answering Point (from SPD's 911 Communications Center) and for parking enforcement (from SPD's Parking Enforcement Officers unit). Future legislation would authorize the transfer of positions from SPD's 911 Communications Center and Parking Enforcement Officers unit to the new CSCC. The Adopted 2021 Budget would add five new positions, effective June 1, 2021 (a director and four staff to provide finance and human resources support).

In 2021, the City Budget Office will work with the new department, the Seattle Police Department and the shared services departments (Seattle Department of Human Resources, Department of Finance and Administrative Services, and Seattle Information Technology Department) to ensure that allocated rates are appropriately assigned.

Is there financial cost or other impacts of *not* implementing the legislation?

No.

4. OTHER IMPLICATIONS

a. Does this legislation affect any departments besides the originating department?

The legislation impacts the Seattle Police Department, which currently houses the 9-1-1 dispatch function and the Parking Enforcement Officers unit.

b. Is a public hearing required for this legislation?

No.

c. Does this legislation require landlords or sellers of real property to provide information regarding the property to a buyer or tenant?

No.

d. Is publication of notice with *The Daily Journal of Commerce* and/or *The Seattle Times* required for this legislation?

No.

e. Does this legislation affect a piece of property?

No.

f. Please describe any perceived implication for the principles of the Race and Social Justice Initiative. Does this legislation impact vulnerable or historically disadvantaged communities? What is the Language Access plan for any communications to the public?

Creating a civilian-led Community Safety and Communications Center will support community-based dispatch alternatives and other services that could replace armed officer response to better meet community needs, particularly within vulnerable and historically disadvantaged communities.

g. If this legislation includes a new initiative or a major programmatic expansion: What are the specific long-term and measurable goal(s) of the program? How will this legislation help achieve the program's desired goal(s)?

N/A

List attachments/exhibits below:



Legislation Text

File #: CB 119950, **Version:** 1

CITY OF SEATTLE

ORDINANCE _____

COUNCIL BILL _____

AN ORDINANCE relating to taxation; increasing the tax rates of the payroll expense tax imposed on persons engaging in business in Seattle; and amending Section 5.38.030 of the Seattle Municipal Code.

BE IT ORDAINED BY THE CITY OF SEATTLE AS FOLLOWS:

Section 1. Section 5.38.030 of the Seattle Municipal Code, enacted by Ordinance 126108, is amended as follows:

5.38.030 Tax imposed-Rate

A. A payroll expense tax is hereby levied upon and shall be collected from every person engaging in business within Seattle.

B. The amount of the payroll expense tax due shall be the payroll expense of the business, subject to any deductions authorized under this Chapter 5.38, multiplied by the following rates:

1. For businesses with payroll expense up to \$99,999,999.99, the rate shall be:

a. ~~((Seven-tenths))~~ 0.701 percent of the payroll expense of employees with annual compensation of \$150,000 to \$399,999.99; and

b. ~~((One and seven-tenths))~~ 1.701 percent of the payroll expense of employees with annual compensation of \$400,000 or more.

2. For businesses with payroll expense of \$100 million to \$999,999,999.99, the rate shall be:

a. ~~((Seven-tenths))~~ 0.701 percent of the payroll expense of employees with annual compensation of \$150,000 to \$399,999.99; and

b. (~~((One and nine tenths))~~) 1.901 percent of the payroll expense of employees with annual compensation of \$400,000 or more.

3. For businesses with payroll expense of \$1 billion or greater, the rate shall be:

a. (~~((One and four tenths))~~) 1.401 percent of the payroll expense of employees with annual compensation of \$150,000 to \$399,999.99; and

b. (~~((Two and four tenths))~~) 2.401 percent of the payroll expense of employees with annual compensation of \$400,000 or more.

C. The tax imposed by this Chapter 5.38 is levied on businesses. A business may not make any deductions from employees' compensation to pay for this tax.

Section 2. This ordinance shall take effect and be in force 30 days after its approval by the Mayor, but if not approved and returned by the Mayor within ten days after presentation, it shall take effect as provided by Seattle Municipal Code Section 1.04.020.

Passed by the City Council the _____ day of _____, 2020, and signed by me in open session in authentication of its passage this _____ day of _____, 2020.

President _____ of the City Council

Approved by me this _____ day of _____, 2020.

Jenny A. Durkan, Mayor

Filed by me this _____ day of _____, 2020.

Monica Martinez Simmons, City Clerk

(Seal)

SUMMARY and FISCAL NOTE*

Department:	Dept. Contact/Phone:	CBO Contact/Phone:
Legislative	Dan Eder/x4-8147	N/A

** Note that the Summary and Fiscal Note describes the version of the bill or resolution as introduced; final legislation including amendments may not be fully described.*

1. BILL SUMMARY

Legislation Title: AN ORDINANCE relating to taxation; increasing the tax rates of the payroll expense tax imposed on persons engaging in business in Seattle; and amending Section 5.38.030 of the Seattle Municipal Code

Summary and background of the Legislation: This Council Bill would increase the rates for all businesses currently subject to the payroll expense tax imposed as provided for in Section 5.38 of the Seattle Municipal Code. This Council Bill would increase the projected revenues from the payroll expense tax by \$195,500 in 2021 which would be available to spend on a range of municipal priorities.

2. CAPITAL IMPROVEMENT PROGRAM

Does this legislation create, fund, or amend a CIP Project? ___ Yes **X** No

3. SUMMARY OF FINANCIAL IMPLICATIONS

Does this legislation amend the Adopted Budget? ___ Yes **X** No

Does the legislation have other financial impacts to the City of Seattle that are not reflected in the above, including direct or indirect, short-term or long-term costs?

Yes. If this Council Bill is passed, the City would be able to spend an additional approximately \$195,500 annually on a range of municipal priorities.

Is there financial cost or other impacts of *not* implementing the legislation?

No.

3.a. Appropriations

___ This legislation adds, changes, or deletes appropriations.

3.b. Revenues/Reimbursements

X This legislation adds, changes, or deletes revenues or reimbursements.

Anticipated Revenue/Reimbursement Resulting from this Legislation:

Fund Name and Number	Dept	Revenue Source	2020 Revenue	2021 Estimated Revenue
General Fund (10000)	N/A	Payroll Expense Tax	\$0	\$195,500
TOTAL	N/A		\$0	\$195,500

Is this change one-time or ongoing? Ongoing.

3.c. Positions

 This legislation adds, changes, or deletes positions.

4. OTHER IMPLICATIONS

- Does this legislation affect any departments besides the originating department? N/A.
- Is a public hearing required for this legislation? No.
- Does this legislation require landlords or sellers of real property to provide information regarding the property to a buyer or tenant? No.
- Is publication of notice with *The Daily Journal of Commerce* and/or *The Seattle Times* required for this legislation? No.
- Does this legislation affect a piece of property? No.
- Please describe any perceived implication for the principles of the Race and Social Justice Initiative. Does this legislation impact vulnerable or historically disadvantaged communities? What is the Language Access plan for any communications to the public? None.
- If this legislation includes a new initiative or a major programmatic expansion: What are the specific long-term and measurable goal(s) of the program? How will this legislation help achieve the program's desired goal(s). N/A

List attachments/exhibits below: No attachments.



Legislation Text

File #: CB 119951, **Version:** 1

CITY OF SEATTLE

ORDINANCE _____

COUNCIL BILL _____

AN ORDINANCE related to the Seattle Transportation Benefit District (STBD); authorizing a \$40 vehicle license fee pursuant to RCW 36.73.065 and 82.80.140; and ratifying and confirming certain prior acts. WHEREAS, The City of Seattle (“City”) has a responsibility for the improvement, maintenance, and protection

of public ways within the corporate limits of Seattle pursuant to RCW 35A.11.020 and chapter 35A.47 RCW; and

WHEREAS, chapter 36.73 RCW provides for the establishment of a transportation benefit district (TBD) by a city or county, and authorizes TBDs to levy and impose various taxes and fees to generate revenues to support transportation improvements within the TBD; and

WHEREAS, in 2010 the City Council passed Ordinance 123397, which established the Seattle Transportation Benefit District (STBD), and although the STBD’s governing board was comprised of City Councilmembers, the STBD was a legally separate entity; and

WHEREAS, in 2010, the STBD’s governing board, by a majority vote, exercised its authority to impose a vehicle license fee of \$20 pursuant to RCW 36.73.065 by adopting STBD Resolution 1; and

WHEREAS, in 2014, Seattle voters approved STBD Proposition 1, which imposed an additional \$60 vehicle license fee pursuant to RCW 36.73.065 and resulted in a combined vehicle license fee of \$80; and

WHEREAS, in 2016, the City Council passed Ordinance 125070, which absorbed the STBD, and vested the City Council with the STBD’s duties and authority, including the authority to collect a \$20 vehicle license fee and the voter-approved \$60 vehicle license fee; and

WHEREAS, the voter-approved \$60 vehicle license fee was passed in 2014 (via STBD Proposition 1) and expires on December 31, 2020; and

WHEREAS, pursuant to RCW 36.73.065 and 82.80.140, if a transportation benefit district has imposed a \$20 vehicle license fee for at least 24 months, the governing board may, by majority vote, impose a \$40 vehicle license fee; and

WHEREAS, the needs for improvement, maintenance, and protection of public ways within the boundaries of the STBD have grown, as evidenced by the Seattle Department of Transportation's shutdown of the West Seattle Bridge in March 2020 for public safety, and the City Auditor's 2020 report on bridge maintenance, which identified the need for increased maintenance investments; and

WHEREAS, the City Council desires to ensure that maintenance and capital improvements are prioritized for key corridors connecting Seattle communities and the region, and are necessary to move people and freight using multiple modes of travel; and

WHEREAS, RCW 82.80.140 requires a six-month period between the approval of the vehicle license fee and the collection of revenue; and

WHEREAS, the increase in the vehicle license fee from \$20 to \$40 is anticipated to raise an additional \$3.6 million in 2021, and an additional \$7.2 million in subsequent years; and

WHEREAS, the City Council intends to direct the additional vehicle license proceeds for at least 2021 to fund maintenance activities on Seattle bridges that support high-capacity transit or multiple modes of travel;
NOW, THEREFORE,

BE IT ORDAINED BY THE CITY OF SEATTLE AS FOLLOWS:

Section 1. The City Council affirms that the Seattle Transportation Benefit District (STBD) has collected a \$20 vehicle license fee (authorized by STBD Resolution 1) continuously since 2011 and that the City Council may authorize a \$40 vehicle license fee pursuant to RCW 36.73.065 and 82.80.140.

Section 2. An annual vehicle license fee in the amount of \$40 is established, consistent with RCW

36.73.065 and 82.80.140, to be collected by the Washington State Department of Licensing (DOL) on qualifying vehicles, as set forth in RCW 82.80.140 and chapters 36.74 and 46.16A RCW.

Section 3. The revenues generated by the vehicle license fee established in Section 2 of this ordinance may be used for any purpose allowed by law pursuant to Chapter 36.73 RCW.

Section 4. The City Council requests that the City Clerk notify the Washington State Department of Licensing (DOL) of the change in the vehicle license fee established in Section 2 of this ordinance and request that DOL take all steps necessary to implement collection of this fee no later than July 1, 2021, in accordance with RCW 82.80.140.

Section 5. Any action consistent with the authority of this ordinance taken prior to its effective date is ratified and confirmed.

Section 6. This ordinance shall take effect and be in force 30 days after its approval by the Mayor, but if not approved and returned by the Mayor within ten days after presentation, it shall take effect as provided by Seattle Municipal Code Section 1.04.020.

Passed by the City Council the _____ day of _____, 2020, and signed by me in open session in authentication of its passage this _____ day of _____, 2020.

President _____ of the City Council

Approved by me this _____ day of _____, 2020.

Jenny A. Durkan, Mayor

Filed by me this _____ day of _____, 2020.

Monica Martinez Simmons, City Clerk

(Seal)

SUMMARY and FISCAL NOTE*

Department:	Dept. Contact/Phone:	CBO Contact/Phone:
Legislative	Chow/x4-4652	n/a

** Note that the Summary and Fiscal Note describes the version of the bill or resolution as introduced; final legislation including amendments may not be fully described.*

1. BILL SUMMARY

Legislation Title:

AN ORDINANCE related to the Seattle Transportation Benefit District (STBD); authorizing a \$40 vehicle license fee pursuant to RCW 36.73.065 and 82.80.140; and ratifying and confirming certain prior acts.

Summary and background of the Legislation:

This legislation would raise the current twenty-dollar vehicle license fee to a forty-dollar vehicle license fee as authorized by state law. This legislation is anticipated to raise approximately \$7.2 million annually for transportation related improvements. The legislation anticipates that the Washington State Department of Licensing (DOL) would take six months to implement the vehicle license fee increase, resulting in approximately \$3.6 million of revenue in 2021. Appropriations related to this revenue source would be provided in separate budget legislation.

In 2010, the City of Seattle created the Seattle Transportation Benefit District (STBD), and established a twenty-dollar vehicle license fee to fund transportation improvements as defined in RCW 36.73.015 through STBD Resolution 1. In 2016, the City of Seattle assumed the rights, powers, immunities, functions, and obligations of the STBD as authorized by Chapter 36.74 RCW.

In 2019, Washington voters approved Initiative 976 which was subsequently found to be unconstitutional by the Washington State Supreme Court and invalidated. Had it been upheld, Initiative 976 would have eliminated the state authorization for local vehicle license fees.

State law allows the City of Seattle to raise the vehicle license fee to forty-dollars if a twenty-dollar fee has been in effect for twenty-four months.

2. CAPITAL IMPROVEMENT PROGRAM

Does this legislation create, fund, or amend a CIP Project? ☐ Yes ☒ No

3. SUMMARY OF FINANCIAL IMPLICATIONS

Does this legislation amend the Adopted Budget? ☐ Yes ☒ No

Does the legislation have other financial impacts to The City of Seattle that are not reflected in the above, including direct or indirect, short-term or long-term costs?

No other financial impacts identified.

Is there financial cost or other impacts of *not* implementing the legislation?

If this legislation is not implemented, the City would forego a source of transportation revenue.

4. OTHER IMPLICATIONS

a. Does this legislation affect any departments besides the originating department?

This legislation would affect the Seattle Department of Transportation (SDOT), the City Budget Office (CBO) and the Department of Finance and Administrative Services (FAS). This legislation raises revenue for transportation purposes as authorized by future budget action. FAS would be responsible for receiving VLF funds from DOL.

b. Is a public hearing required for this legislation?

No.

c. Does this legislation require landlords or sellers of real property to provide information regarding the property to a buyer or tenant?

No.

d. Is publication of notice with *The Daily Journal of Commerce* and/or *The Seattle Times* required for this legislation?

No.

e. Does this legislation affect a piece of property?

No.

f. Please describe any perceived implication for the principles of the Race and Social Justice Initiative. Does this legislation impact vulnerable or historically disadvantaged communities? What is the Language Access plan for any communications to the public?

This legislation would increase the annual VLF from \$20 per vehicle to \$40 per vehicle. Lower-income vehicle owners would pay proportionally more of their income towards this increase than higher-income vehicle owners.

The VLF is collected by the DOL through annual vehicle license registration and renewal. The DOL is responsible for language accessibility and translation to the public for their programs.

- g. If this legislation includes a new initiative or a major programmatic expansion:
What are the specific long-term and measurable goal(s) of the program? How will
this legislation help achieve the program's desired goal(s)?**

This legislation would increase the amount of revenue available for transportation purposes authorized under state law. Specific program spending and outcomes would be evaluated as part of future budget decisions.

List attachments/exhibits below:

None.



Legislation Text

File #: Res 31975, **Version:** 1

CITY OF SEATTLE

RESOLUTION _____

A RESOLUTION authorizing an exception to the level of General Fund support to Seattle Parks and Recreation by a 3/4 vote of the City Council.

WHEREAS, Section 3.3 of the interlocal agreement establishing the Seattle Park District authorized by City of Seattle Ordinance 124468 establishes that the City will provide a minimum level of General Fund support to Seattle Parks and Recreation; and

WHEREAS, pursuant to Section 3.3 of the interlocal agreement a 3/4 vote from the City Council may suspend this minimum level of General Fund support in the event of a natural disaster or exigent economic circumstances; and

WHEREAS, factoring in annual inflation of the Consumer Price Index, this level of General Fund support for 2021 totals \$103,676,509; and

WHEREAS, the World Health Organization (WHO) has declared that COVID-19 disease is a global pandemic, and has raised the health emergency to the highest level requiring dramatic interventions to disrupt the spread of this disease; and

WHEREAS, King County and The City of Seattle continue phased recovery from this pandemic, with restrictions on gathering size and business operations anticipated to continue the unprecedented shortfall in tax revenues experienced in 2020 into 2021; NOW, THEREFORE,

BE IT RESOLVED BY THE CITY COUNCIL OF THE CITY OF SEATTLE THAT:

Section 1. The current global pandemic and associated exigent economic circumstances prevent the City Council from maintaining the minimum level of General Fund support to Seattle Parks and Recreation in 2021.

Adopted by a 3/4 vote of all the members of the City Council the _____ day of _____, 2020, and signed by me in open session in authentication of its adoption this _____ day of _____, 2020.

President _____ of the City Council

Filed by me this _____ day of _____, 2020.

Monica Martinez Simmons, City Clerk

(Seal)

SUMMARY and FISCAL NOTE*

Department:	Dept. Contact/Phone:	CBO Contact/Phone:
Seattle Parks and Recreation	Selena Elmer/684-8007	Anna Hurst/733-9317

** Note that the Summary and Fiscal Note describes the version of the bill or resolution as introduced; final legislation including amendments may not be fully described.*

1. BILL SUMMARY

Legislation Title: A RESOLUTION authorizing an exception to the level of General Fund support to Seattle Parks and Recreation by a 3/4 vote of the City Council.

Summary and background of the Legislation: Section 3.3 of the interlocal agreement establishing the Seattle Park District authorized by City of Seattle Ordinance 124468 establishes that the City will provide a minimum level of General Fund support to Seattle Parks and Recreation. Pursuant to Section 3.3 of the interlocal agreement, a 3/4 vote from the City Council may suspend this minimum level of General Fund support in the event of a natural disaster or exigent economic circumstances. If inflated with the Consumer Price Index as specified in the interlocal agreement, the minimum General Fund support for 2021 totals \$103,676,509.

The World Health Organization (WHO) has declared that COVID-19 disease is a global pandemic, and has raised the health emergency to the highest level requiring dramatic interventions to disrupt the spread of this disease. King County and The City of Seattle continue phased recovery from this pandemic, with restrictions on gathering size and business operations that have resulted in an unprecedented shortfall in tax revenues in 2020, which are expected to continue into 2021.

As such, this legislation allows the City Council to waive the minimum level of General Fund support to Seattle Parks and Recreation in 2021.

2. CAPITAL IMPROVEMENT PROGRAM

Does this legislation create, fund, or amend a CIP Project? ___ Yes ☒ No

3. SUMMARY OF FINANCIAL IMPLICATIONS

Does this legislation amend the Adopted Budget? ___ Yes ☒ No

Does the legislation have other financial impacts to the City of Seattle that are not reflected in the above, including direct or indirect, short-term or long-term costs?
No, this legislation does not have unanticipated short or long-term costs.

Is there financial cost or other impacts of *not* implementing the legislation?

If the legislation is not implemented, the level of General Fund relief provided by the Seattle Park District during this pandemic would be diminished.

4. OTHER IMPLICATIONS

- a. **Does this legislation affect any departments besides the originating department?**
No.
- b. **Is a public hearing required for this legislation?**
No.
- c. **Does this legislation require landlords or sellers of real property to provide information regarding the property to a buyer or tenant?**
No.
- d. **Is publication of notice with *The Daily Journal of Commerce* and/or *The Seattle Times* required for this legislation?**
No.
- e. **Does this legislation affect a piece of property?**
No.
- f. **Please describe any perceived implication for the principles of the Race and Social Justice Initiative. Does this legislation impact vulnerable or historically disadvantaged communities? What is the Language Access plan for any communications to the public?**
This is a technical piece of legislation that does not have any direct equity impacts.
- g. **If this legislation includes a new initiative or a major programmatic expansion: What are the specific long-term and measurable goal(s) of the program? How will this legislation help achieve the program's desired goal(s).**
This legislation does not introduce a new initiative or program expansion.

List attachments/exhibits below: None.



Legislation Text

File #: Res 31976, **Version:** 1

CITY OF SEATTLE

RESOLUTION _____

A RESOLUTION modifying financial policies for the Arts and Culture Fund and superseding Resolution 31507.

WHEREAS, in 2011, the City Council and Mayor established financial policies for the Arts Account of the General Subfund in Resolution 31327; and

WHEREAS, in June 2013, the Office of Arts and Cultural Affairs submitted a written report and made recommendations to update those financial policies; and

WHEREAS, in 2014, the City Council and Mayor amended financial policies for the Arts Account of the General Subfund in Resolution 31507; and

WHEREAS, later in 2014, the City Council and Mayor renamed the Office of Arts and Cultural Affairs to the Office of Arts and Culture in Ordinance 124539; and

WHEREAS, in late 2017, the City's accounting systems and restructures were reimplemented, which led to the Arts Account of the General Subfund becoming the Arts and Culture Fund by Ordinance 125492; and

WHEREAS, the Mayor and City Council wish now to modify the financial policies governing the Arts and Culture Fund and to remove outdated references to the former name of the office and account; NOW, THEREFORE,

BE IT RESOLVED BY THE CITY COUNCIL OF THE CITY OF SEATTLE, THE MAYOR CONCURRING, THAT:

Section 1. Resolution 31507 is superseded.

Section 2. The Mayor and Council adopt the modified financial policies governing the Arts and Culture

Fund by Attachment A to this resolution.

Adopted by the City Council the _____ day of _____, 2020, and signed by
me in open session in authentication of its adoption this _____ day of _____, 2020.

President _____ of the City Council

The Mayor concurred the _____ day of _____, 2020.

Jenny A. Durkan, Mayor

Filed by me this _____ day of _____, 2020.

Monica Martinez Simmons, City Clerk

(Seal)

Attachments:

Attachment A - Arts and Culture Fund Financial Policies

CITY OF SEATTLE

ARTS & CULTURE FUND FINANCIAL POLICIES

1. Retention of Admission Tax revenues: The Office of Arts & Culture (ARTS) shall establish an operating reserve equivalent to 20% of Arts & Culture Fund annual operating expenses using Admission Tax revenues deposited into the Arts & Culture Fund for the sole use of ARTS. This reserve shall be retained to address any short-term fluctuations in Admission Tax revenues that undermine ARTS' ability to fund those programs and activities outlined in Seattle Municipal Code (SMC) Section 5.40.120.
2. Timing and reserve amount: The reserve fund balance should have a balance equivalent to 20% of Arts & Culture Fund annual operating expenses budgeted for a given year. If the operating reserve drops below the minimum reserve amount, it shall be replenished within a 2-year time period. The reserve will be adjusted annually with the budget.
3. Use of the reserve: The reserve shall be maintained solely for the purposes of supporting ARTS programs outlined in SMC 5.40.120 and shall not be used or directed to any other program or account.

SUMMARY and FISCAL NOTE*

Department:	Dept. Contact/Phone:	CBO Contact/Phone:
City Budget Office		William Chen/206-233-7274

** Note that the Summary and Fiscal Note describes the version of the bill or resolution as introduced; final legislation including amendments may not be fully described.*

1. BILL SUMMARY

Legislation Title: A RESOLUTION modifying financial policies for the Arts and Culture Fund and superseding Resolution 31507.

Summary and background of the Legislation:

This resolution adopts updates to the Arts and Culture Fund financial policies: (1) removal of outdated references to the former name of the Office of Arts & Culture (ARTS) and the Arts and Culture Fund, and (2) increasing the size of the minimum operating reserve.

In 2014, the City Council and Mayor renamed the Office of Arts and Cultural Affairs to the Office of Arts and Culture in Ordinance 124539. In 2017, the City’s accounting systems and restructures were reimplemented, which lead to the Arts Account of the General Subfund becoming the Arts and Culture Fund by Ordinance 125492. This resolution would update the Arts and Culture Fund’s financial policies to refer to the office’s and fund’s new names.

Increasing the size of the minimum operating reserve is necessary to provide ARTS with an adequate financial cushion to weather future economic downturns. Current policy is to appropriate Admission Tax to ARTS based on the latest actuals for Admission Tax revenues received by the City, which are finalized two years after receipt. During the COVID-19 crisis, this policy has given ARTS two years’ lead time to plan its response to try to balance necessary reductions in spending with minimizing impacts to the vulnerable communities ARTS serves.

To reduce impacts further, the City will shift to a policy of concurrent-year funding of ARTS with Admission Tax revenues in the year they are received starting in 2022, when hopefully economic activity will be returning. This approach is similar to how the General Fund is budgeted—with concurrent year revenues. This change allows ARTS to “skip over the bad years” of 2020 and 2021 Admission Tax revenues, but with the caveat that ARTS would no longer have two years’ lead time with future downturns. To balance that out, ARTS needs to build up a significantly larger reserve in the Arts and Culture Fund to provide a cushion for sudden losses in Admission Tax revenue.

2. CAPITAL IMPROVEMENT PROGRAM

Does this legislation create, fund, or amend a CIP Project? ☐ Yes ☒ No

3. SUMMARY OF FINANCIAL IMPLICATIONS

Does this legislation amend the Adopted Budget? ___ Yes ___X No

Does the legislation have other financial impacts to the City of Seattle that are not reflected in the above, including direct or indirect, short-term or long-term costs?
No.

Is there financial cost or other impacts of *not* implementing the legislation?

Not implementing this legislation would leave ARTS more vulnerable to severe budget cuts in the event of future economic downturns.

4. OTHER IMPLICATIONS

a. Does this legislation affect any departments besides the originating department?

No.

b. Is a public hearing required for this legislation?

No.

c. Does this legislation require landlords or sellers of real property to provide information regarding the property to a buyer or tenant?

No.

d. Is publication of notice with *The Daily Journal of Commerce* and/or *The Seattle Times* required for this legislation?

No.

e. Does this legislation affect a piece of property?

No.

f. Please describe any perceived implication for the principles of the Race and Social Justice Initiative. Does this legislation impact vulnerable or historically disadvantaged communities? What is the Language Access plan for any communications to the public?

The updated fund policy significantly increases the size of the Arts and Culture Fund operating reserve in order to safeguard against future economic downturns. This change will provide ARTS a financial cushion needed to plan a response to downturns and ease a transition to lower spending if needed. Given that much of ARTS' programming serves historically disadvantaged communities, the financial safeguard also reduces the impact of economic downturns on those same communities.

g. If this legislation includes a new initiative or a major programmatic expansion: What are the specific long-term and measurable goal(s) of the program? How will this legislation help achieve the program's desired goal(s).

N/A

List attachments/exhibits below:

Summary Attachment A – Arts and Culture Fund Financial Policies (Track Changes)

CITY OF SEATTLE

ARTS ACCOUNT SUBFUND ARTS and CULTURE FUND FINANCIAL POLICIES

1. Retention of Admission Tax revenues: The Office of Arts ~~and & Cultural Affairs~~ (OACA ARTS) shall establish an operating reserve ~~of \$400,000~~ equivalent to 20% of Arts & Culture Fund annual operating expenses using Admission Tax revenues, deposited into the ~~Arts Account Subfund General Fund and appropriated to the Arts & Culture Fund~~ ; ~~that are~~ for the sole use of OACA ARTS. This reserve shall be retained to address any short-term fluctuations in Admission Tax revenues that undermine ~~OACA's~~ ARTS' ability to fund those programs and activities outlined in Seattle Municipal Code (SMC) Section 5.40.120.
2. Timing and reserve amount: The reserve fund balance ~~shall grow over time until~~ should have a balance ~~of \$400,000 in 2015 dollars~~ equivalent to 20% of Arts and Culture Fund annual operating expenses budgeted for a given year. is achieved by January 1, 2015. ~~After January 1, 2015, if~~ the operating reserve drops below the minimum reserve amount ~~of \$400,000~~, it shall be replenished within a 2--year time period. The reserve ~~amount, set at \$400,000 for the 2015 budget,~~ will be ~~is~~ adjusted annually ~~by CPI beginning with~~ since the ~~2016~~ budget.
3. Use of the reserve: The reserve shall be maintained solely for the purposes of supporting OACA ARTS programs outlined in SMC 5.40.120 and shall not be used or directed to any other program or account.



Legislation Text

File #: Res 31977, **Version:** 1

CITY OF SEATTLE

RESOLUTION _____

A RESOLUTION approving interest rates set by the Seattle City Employees' Retirement System (SCERS) Board of Administration for 2021.

WHEREAS, the Seattle City Employees' Retirement System (SCERS) currently pays interest on employee contributions at an annual rate of 5.75 percent (compounded annually) for contributions made before December 31, 2011, and 2.92 percent (also compounded annually) for employee contributions made after that date; and

WHEREAS, Seattle Municipal Code Section 4.36.505 provides that “[n]othing in this Section 4.36.505 shall be construed to limit the right of the Board, subject to approval of the City Council, to make changes in rates of interest whenever the Board deems it necessary or advisable”; and

WHEREAS, the SCERS Board of Administration, at its August 13, 2020 meeting, voted to adjust the annual interest rate for 2021 on all contributions received after December 11, 2011 to 2.04 percent (compounded annually); and

WHEREAS, the SCERS Board intends to review and adjust this rate annually, based on market conditions;

NOW, THEREFORE,

BE IT RESOLVED BY THE CITY COUNCIL OF THE CITY OF SEATTLE, THE MAYOR

CONCURRING, THAT:

Section 1. The City Council approves the 2021 credit interest rate adopted by the SCERS Board of Administration of 2.04 percent (compounded annually) on all member contributions received after December 31, 2011. Member contributions received on or before December 31, 2011, will continue to accrue credit

interest at a rate of 5.75 percent (also compounded annually). These rates will apply at the beginning of the first full pay period of 2021.

Adopted by the City Council the _____ day of _____, 2020, and signed by
me in open session in authentication of its adoption this _____ day of _____, 2020.

President _____ of the City Council

The Mayor concurred the _____ day of _____, 2020.

Jenny A. Durkan, Mayor

Filed by me this _____ day of _____, 2020.

Monica Martinez Simmons, City Clerk

(Seal)

SUMMARY and FISCAL NOTE*

Department:	Dept. Contact/Phone:	CBO Contact/Phone:
RET	Paige Alderete/206-601-8469	Dave Hennes / 206-684-0537

** Note that the Summary and Fiscal Note describes the version of the bill or resolution as introduced; final legislation including amendments may not be fully described.*

1. BILL SUMMARY

Legislation Title: A RESOLUTION approving interest rates set by the Seattle City Employees' Retirement System (SCERS) Board of Administration for 2021.

Summary and background of the Legislation:

Per Seattle Municipal Code 4.36.505.F, this resolution provides City Council approval of the 2021 interest rates on member contributions set by the SCERS Board of Administration.

Under the policy enacted by the SCERS Board, in 2021, contributions received on or before December 31, 2011 will earn 5.75% annual interest, compounded annually. Contributions received after that date will earn 2.04% interest, also compounded annually. The Board reviews and adjusts the post-2011 interest rates annually, based on a policy target of the average yield on 30-year U.S. Treasury Bonds for the immediately preceding June 1 to May 31 period.

2. CAPITAL IMPROVEMENT PROGRAM

Does this legislation create, fund, or amend a CIP Project? ___ Yes ☒ No

3. SUMMARY OF FINANCIAL IMPLICATIONS

Does this legislation amend the Adopted Budget? ___ Yes ☒ No

Does the legislation have other financial impacts to the City of Seattle that are not reflected in the above, including direct or indirect, short-term or long-term costs?

This legislation has no direct financial implications for City appropriations, revenues, or positions. However, the new interest rates for 2021 will grow member contribution balances a bit more slowly than the historical average, lowering the Retirement Fund's costs and incrementally lowering the system's normal cost. These impacts are estimated along with other factors in the retirement system's periodic actuarial valuations.

Is there financial cost or other impacts of *not* implementing the legislation?

The proposed change reflects a small decrease in market interest rates in the last year. Not implementing the legislation would not recognize the action taken by the SCERS Board of Administration or the practice of the last several years. Inaction would leave the rate at the 2020 level.

4. OTHER IMPLICATIONS

- a. **Does this legislation affect any departments besides the originating department?**
This legislation affects all SCERS members, who are employed across the City but has no effect on departmental costs.
- b. **Is a public hearing required for this legislation?**
No.
- c. **Does this legislation require landlords or sellers of real property to provide information regarding the property to a buyer or tenant?**
No.
- d. **Is publication of notice with *The Daily Journal of Commerce* and/or *The Seattle Times* required for this legislation?**
No.
- e. **Does this legislation affect a piece of property?**
No.
- f. **Please describe any perceived implication for the principles of the Race and Social Justice Initiative. Does this legislation impact vulnerable or historically disadvantaged communities? What is the Language Access plan for any communications to the public?**
No perceived impact on vulnerable or historically disadvantaged communities.
- g. **If this legislation includes a new initiative or a major programmatic expansion: What are the specific long-term and measurable goal(s) of the program? How will this legislation help achieve the program's desired goal(s).**
Not applicable.

List attachments/exhibits below:



Legislation Text

File #: Res 31978, **Version:** 1

CITY OF SEATTLE

RESOLUTION _____

A RESOLUTION amending Resolution 31334; establishing the City Council's intent to fund the Seattle City Employees' Retirement System (SCERS) in accordance with the January 1, 2020 Actuarial Study. WHEREAS, the City provides and manages a defined-benefit pension for its non-uniformed employees to

serve as a source of retirement income, along with Social Security; and

WHEREAS, the City Council previously declared, in Resolution 31334, its intention to fully fund the

actuarially required contribution amounts into the pension system, including a plan to amortize the system's unfunded liability in 30 or fewer years; and

WHEREAS, the January 1, 2020 valuation study performed by the Seattle City Employees' Retirement System (SCERS) actuary identified a change in the contribution rate necessary to fully fund the system; NOW,

THEREFORE,

BE IT RESOLVED BY THE CITY COUNCIL OF THE CITY OF SEATTLE, THE MAYOR

CONCURRING, THAT:

Section 1. Resolution 31334, last amended by Resolution 31688, is amended as follows:

Section 1. The City will fully fund its actuarially required contributions to SCERS in the 2012 Adopted Budget and thereafter. The City will base its contribution rate on a five-year smoothed asset valuation as described in the most recent actuarial report, and the rate will be sufficient to amortize the system's unfunded liabilities in 30 or fewer years.

Section 2. To that end, the ((2017)) 2021 Adopted Budget will include sufficient appropriation for the City to pay ((15.29%)) 16.10 percent of regular (non-overtime) payroll into SCERS. This is

greater than the employee contribution (~~((of 10.03%))~~) rates into the system. It brings the combined contribution to (~~((25.26%))~~) 25.56 percent, which is the actuarially required amount for (~~((2017))~~) 2021 as described in the January 1, (~~((2016,))~~) 2020 Actuarial Valuation.

Section 3. The City endorses the actuarial assumptions and methods adopted by the SCERS Board of Administration, utilized beginning with the January 1, 2011, valuation, and modified by the Board as a result of the actuary's investigation of the system's experience from (~~((2010))~~) 2014 through (~~((2013))~~) 2017. These include:

- A. The entry age normal actuarial cost method;
- B. An investment return rate of (~~((7.50%))~~) 7.25 percent;
- C. A five-year smoothed method for asset valuation;
- D. Generational mortality tables that take future life expectancy improvements into account;
- E. Expected average membership growth of 0.5(~~((%)~~) percent per year; and
- F. Other economic and demographic assumptions as described in the valuation.

Section 4. Each year, and in the event the SCERS Board of Administration should wish to change its actuarial assumptions and methods, the City requests that the Board consult with the Mayor and the City Council by the tenth day of July regarding the impacts of such changes on funding requirements, as described in (~~((SMC))~~) Seattle Municipal Code subsection 4.36.550.A, to allow sufficient time to make budget preparations.

Section 5. The City will update its contribution rate to SCERS annually to a level not less than the actuarial required contribution for that year as determined by the most recent valuation. The City may elect to exceed the required contribution rate in any given year in the interest of funding stability or to amortize the system's unfunded liability in fewer than 30 years.

Section 6. Beginning with the January 1, 2013, Actuarial Valuation and thereafter, the amortization period is closed and fixed. That is to say, the amortization rate should be sufficient to

retire the system's unfunded liability over the period 2013-2042. Since closed amortizations can generate excessive contribution rate volatility in the second half of the period, the Council may consider re-opening the amortization period after 15 years. At any time, the SCERS Board and its actuary may recommend additional amortization layers and/or separate amortization periods for any new unfunded liabilities or surpluses generated after January 1, 2013.

Adopted by the City Council the _____ day of _____, 2020, and signed by
me in open session in authentication of its adoption this _____ day of _____, 2020.

President _____ of the City Council

The Mayor concurred the _____ day of _____, 2020.

Jenny A. Durkan, Mayor

Filed by me this _____ day of _____, 2020.

Monica Martinez Simmons, City Clerk

(Seal)

SUMMARY and FISCAL NOTE*

Department:	Dept. Contact/Phone:	CBO Contact/Phone:
RET	Paige Alderete/206-601-8469	Dave Hennes / 206-684-0537

** Note that the Summary and Fiscal Note describes the version of the bill or resolution as introduced; final legislation including amendments may not be fully described.*

1. BILL SUMMARY

Legislation Title: A RESOLUTION amending Resolution 31334; establishing the City Council's intent to fund the Seattle City Employees' Retirement System (SCERS) in accordance with the January 1, 2020 Actuarial Study.

Summary and background of the Legislation:

Per Seattle Municipal Code 4.36.505.A, this resolution provides City Council approval of the 2021 actuarially required contribution set by the SCERS Board of Administration. The combined required contribution rate for 2021 is 25.56 percent (down from 25.79% in 2020). The City's portion of the combined contribution rate for 2021 is 16.10 percent of regular payroll into SCERS (down from 16.14 percent in 2020).

This approval is in accordance with City Council's previous Resolution 31334, which states its intention to fully fund the actuarially required contribution amounts into the pension system.

2. CAPITAL IMPROVEMENT PROGRAM

Does this legislation create, fund, or amend a CIP Project? ___ Yes ___X___ No

3. SUMMARY OF FINANCIAL IMPLICATIONS

Does this legislation amend the Adopted Budget? ___ Yes ___X___ No

Does the legislation have other financial impacts to the City of Seattle that are not reflected in the above, including direct or indirect, short-term or long-term costs?

This legislation does not adjust appropriations, revenues, or positions. The 2021 contribution rate is captured through approval of the budget.

Is there financial cost or other impacts of *not* implementing the legislation?

Not implementing the full actuarially required contribution in 2021 would go against Council Resolution 31334, would place greater cost burden on the City and potentially members in future years to fund the pension system, and not meeting the required contribution would be reflected on the System's financial audit, valuation, and the City's CAFR.

4. OTHER IMPLICATIONS

- a. **Does this legislation affect any departments besides the originating department?**
This legislation affects the City's contribution rate into the pension system.
- b. **Is a public hearing required for this legislation?**
No.
- c. **Does this legislation require landlords or sellers of real property to provide information regarding the property to a buyer or tenant?**
No
- d. **Is publication of notice with *The Daily Journal of Commerce* and/or *The Seattle Times* required for this legislation?**
No
- e. **Does this legislation affect a piece of property?**
No
- f. **Please describe any perceived implication for the principles of the Race and Social Justice Initiative. Does this legislation impact vulnerable or historically disadvantaged communities? What is the Language Access plan for any communications to the public?**
No perceived impact on vulnerable or historically disadvantaged communities
- g. **If this legislation includes a new initiative or a major programmatic expansion: What are the specific long-term and measurable goal(s) of the program? How will this legislation help achieve the program's desired goal(s).**
Not applicable.

List attachments/exhibits below:



Legislation Text

File #: CF 314462, **Version:** 1

2021 Proposed Budget

CITY OF

Seattle, Washington

2021 Proposed Budget



PRINTED ON RECYCLED PAPER

In response to the Americans with Disabilities Act (ADA), material from the budget is available in alternative formats and languages. To make a request, or for more information, please call the City Budget Office at (206) 615-1962.

CITY OF SEATTLE
2021 Proposed Budget

Mayor Jenny Durkan

City Budget Office

Ben Noble, Director
Jeanette Blankenship, Deputy Director

Budget Leads:

Scott Clarke	Catherine Cornwall	Jennifer Devore	Julie Dingley	Dave Hennes	Saroja Reddy
-----------------	-----------------------	--------------------	------------------	----------------	-----------------

Aaron Blumenthal	Shino Fibbs	Waslala Miranda	Caleb Wagenaar
Jennifer Breeze	Lisa Gaccione	Christie Parker	Rachael Cicero
Neal Capapas	Anna Hurst	Joseph Russell	Paige St. George
William Chen	Akshay Iyengar	Adam Schaefer	Madeliene Hernandez
George Dugdale	Miguel Jimenez	Greg Shiring	Leah Tivoli
Jan Duras	Daniel Kirk	Katy Tassery	Richard Todd
Andrew Dziedzic	Arushi Kumar	Linda Taylor-Manning	Tina Walha
George Emerson	Kara Main-Hester	Dayana Vice	Michael Wypyszinski
	Michael McVicker	Chloe Wilkes	

City of Seattle 2021 Proposed Budget

Table of Contents

Introduction

Introduction and Budget Process	7
Reader's Guide	9
City Organizational Chart	13
Budget Process Diagram	15
2021 Proposed Budget Executive Summary	17
Race and Social Justice Initiative in the Budget	27
Summary Charts and Tables	35
General Fund Revenue Overview	39
Multi-Department Revenue Summary	65
Fiscal Reserves	69
City Bond Issuance and Debt Service	71
Selected Financial Policies	75

Arts, Culture & Recreation

Arts and Culture, Office of	79
Parks and Recreation, Department of	93
Seattle Center	123
The Seattle Public Library	143

Education & Human Services

Education and Early Learning, Department of	159
Human Services Department	171

Livable & Inclusive Communities

Civil Rights, Seattle Office for	199
Construction and Inspections, Seattle Department of	205
Economic Development, Office of	221
Hearing Examiner, Office of	231
Housing, Office of	235
Immigrant and Refugee Affairs, Office of	251
Labor Standards, Office of	257
Neighborhoods, Department of	263
Planning and Community Development, Office of	277

Public Safety

Community Police Commission, Office of the	287
Emergency Management, Office of	291
Seattle Fire Department	295
Firefighters Pension	309
Inspector General, Office of the	315
Law Department	321
Seattle Emergency Communications Center	331
Seattle Municipal Court	335

Seattle Police Department	347
Police Relief and Pension	371

Utilities, Transportation & Environment

Seattle City Light	377
Seattle Public Utilities	407
Transportation, Seattle Department of	433
Central Waterfront	473
Sustainability and Environment, Office of	475

Administration

City Auditor, Office of the	483
City Budget Office	487
Civil Service Commissions	491
Employee Ombud, Office of the	495
Employees' Retirement System	499
Ethics and Elections Commission	505
Finance and Administrative Services, Department of	511
Finance General	567
Human Resources, Seattle Department of	581
Information Technology Department, Seattle.....	599
Intergovernmental Relations, Office of	641
Legislative Department	647
Mayor, Office of the	653

Appendix

Summary of Position and Full-Time Equivalent (FTE) Changes by Department	657
Financial Plans.....	661
Cost Allocation	719
Debt Service	731
Grants.....	741
Glossary.....	749

Introduction

The City of Seattle and its more than 12,000 employees build and maintain infrastructure, provide utility service, support the needs of the city's residents, and create recreational, cultural, and other enriching opportunities. In providing excellent service, these employees use and maintain dozens of city-owned properties, a fleet of vehicles ranging from fire trucks to golf carts, and equipment and facilities necessary to complete the City's mission.

Budgeting for a large organization with many functions is a crucial and complex process. A proposed budget requires solid forecasts on commodities (such as the price of fuel), economic strength (as it impacts tax revenues, among other budgetary components), and demand for services (from parking meters to libraries to police officers to disc golf courses).

This book is designed to provide clear and accurate information on the budgetary process, estimated revenue streams, and a basic description of departmental needs and spending.

City of Seattle Budget Process

In its simplest terms, the City budget is proposed by the Mayor (Executive), checked for compliance with the law (City Attorney), and amended and passed by the City Council (Legislative) before returning to the Mayor for his or her approval and signature. The budget itself is composed of two main documents: an operating budget and a capital improvement program (CIP) budget. The CIP budget consists of large expenditures on infrastructure and other capital projects. The operating budget is primarily composed of expenditures required by the City to deliver the day-to-day array of City services.

Charts summarizing the City's budget process and organization can be found at the end of this section.

Budget Preparation

The budgeting process begins early each year as departments assess needs and budget forecasters work to estimate revenues and costs. Operating budget preparation is based on the establishment of a current services or "baseline" budget. Current services is what it sounds like – continuing programs and services the City provided in the previous year, in addition to previous commitments that will affect costs in the next year, such as a voter-approved levy for new park facilities, as well as labor agreements and changes in health care, insurance, and cost-of-living- adjustments for City employees.

During the budget preparation period, the City Budget Office (CBO) makes two General Fund revenue forecasts, one in April and one in August. Both are used to determine whether the City's projected revenues are sufficient to meet the projected costs of the current services budget. If revenues are not sufficient to cover the cost of current services, the City must identify changes to close the gap – either through reductions or increased revenues or a combination of both. If the revenue forecast shows that additional resources are available, then the budget process identifies new or expanded programs to meet the evolving demands for City services. Regardless, the City is required by state law to prepare a balanced budget.

In May, departments prepare and submit Budget Memos to CBO for analysis and mayoral consideration. The Mayor's Office reviews and provides direction to departments on the Budget Memos, giving direction on items they should include in their formal budget submittal. In early June, CBO receives departmental

Introduction & Budget Process

operating budget and CIP submittals, including all position (employee) changes. Mayoral review and evaluation of department submittals takes place through the end of August. CBO, in conjunction with individual departments, then finalizes the operating and CIP budgets.

In late September, the Mayor submits the proposed budget and CIP to the City Council. In addition to the budget documents, CBO prepares supporting legislation and other related documents.

After the Mayor submits the proposed budget and CIP, the City Council conducts public hearings. The City Council also holds committee meetings in open session to discuss budget requests with department representatives and CBO staff. Councilmembers then recommend specific budget actions for consideration by their colleagues.

During the budget review process, the City Council may choose to explain its budget actions further by developing statements of legislative intent and budget guidance statements for future budget action. Intent statements describe the Council's expectations in making budget decisions and generally require affected departments to report back to the City Council on results.

After completing the public hearing and deliberative processes the City Council votes to adopt the budget, incorporating its desired budget changes, in late November. The Mayor can choose to approve the Council's budget, veto it, or let it become law without mayoral signature. The Mayor must veto the entire budget or none of it, as there is no line-item veto in Seattle. Copies of budget documents are available for public inspection at the CBO offices, at the Seattle Public Library, and on the Internet at <http://www.seattle.gov/budget>.

During the year, the City may have a need to change the adopted budget to respond to evolving needs. The City makes such changes through supplemental budget appropriation ordinances. A majority of the City Council may, by ordinance, eliminate, decrease, or re-appropriate any unspent appropriations during the year. The City Council, generally with a three-fourths vote, may also increase appropriations from available money to meet necessary expenditures that were not foreseeable earlier. Additional unforeseeable appropriations related to settlement of claims, emergency conditions, or laws enacted since passage of the annual operating budget ordinance require approval by a two-thirds vote of the City Council. Absent such changes, departments are legally required to stay within their annual budget appropriation.

Reader's Guide

This reader's guide describes the structure of the 2021 Proposed Budget book and outlines its content. The budget book is designed to present budget information in an accessible and transparent manner – the way decision-makers consider the various proposals. It is designed to help residents, media, and City officials more easily understand and participate in the budget deliberations.

A companion document, the 2021-2026 Proposed Capital Improvement Program (CIP), identifies expenditures and fund sources associated with the development and rehabilitation of major City facilities, such as streets, parks, utilities, and buildings over the next six years. The CIP also shows the City's financial contribution to projects owned and operated by other jurisdictions or institutions. The CIP fulfills the budgeting and financial requirements of the Capital Facilities Element of Seattle's Comprehensive Plan by providing detailed information on the capacity impact of new and improved capital facilities.

The 2021 Proposed Budget and 2021-2026 Proposed CIP can also be found online at the City Budget Office's webpage. In addition to PDF files containing the Proposed Budget and Proposed CIP, the site contains department-customized expenditures and revenues.

The 2021 Proposed Budget

This document is a description of the proposed spending plan for 2021. It contains the following elements:

- **Proposed Budget Executive Summary** – A narrative describing the current economy, highlighting key factors relevant in developing the budget document, and how the document addresses the Mayor's priorities;
- **Summary Tables** – a set of tables that inventory and summarize expected revenues and spending for 2021;
- **General Fund Revenue Overview** – a narrative describing the City's General Fund revenues, or those revenues available to support general government purposes, and the factors affecting the level of resources available to support City spending;
- **Selected Financial Policies** – a description of the policies that govern the City's approach to revenue estimation, debt management, expenditure projections, maintenance of fund balances, and other financial responsibilities;
- **Departmental Budgets** – City department-level descriptions of significant policy and program changes from the 2020 Adopted Budget, the services provided, and the spending levels proposed to attain these results;
- **Appendix** – an array of supporting documents including Cost Allocation, a summary of cost allocation factors for internal City services; a summary of position changes by department contained in the 2021 Proposed Budget; and a glossary.

Reader's Guide

Departmental Budget Pages: A Closer Look

The budget presentations for individual City departments (including offices, boards, and commissions) constitute the heart of this document. They are organized alphabetically within seven functional clusters:

- Arts, Culture, & Recreation;
- Education, Health & Human Services;
- Neighborhoods & Development;
- Public Safety;
- Utilities & Transportation;
- Administration; and
- Funds and Funding Sources.

Each cluster, with the exception of the last, comprises several departments sharing a related functional focus, as shown on the organizational chart following this reader's guide. Departments are composed of one or more budget control levels, which in turn may be composed of one or more programs. Budget control levels are the level at which the City Council makes appropriations.

The cluster "Funds and Funding Sources" is comprised of sections that do not appear in the context of department chapters, including the General Fund Revenue Table, Cumulative Reserve Funds, Fiscal Reserve Funds, Community Development Block Grant Funding Source, and other administrative funds. A summary of the City's general obligation debt is also included in this section.

As indicated, the proposed budget appropriations are presented in this document by department, budget control level, and program. At the department level, the reader will also see references to the underlying fund sources (General Fund and Other) for the department's budgeted resources. The City accounts for all of its revenues and expenditures according to a system of funds. In general, funds are established to account for specific revenues and permitted expenditures associated with those revenues. For example, the City's share of Motor Vehicle Fuel taxes must be spent on road-related transportation activities and projects, and are accounted for in a fund in the Transportation Fund. Other revenues without statutory restrictions, such as sales and property taxes (except voter-approved property taxes), are available for general purposes and are accounted for in the City's General Fund. For many departments, such as the Seattle Department of Transportation, several funds, including the General Fund, provide the resources and account for the expenditures of the department. For several other departments, the General Fund is the sole source of available resources.

Reader's Guide

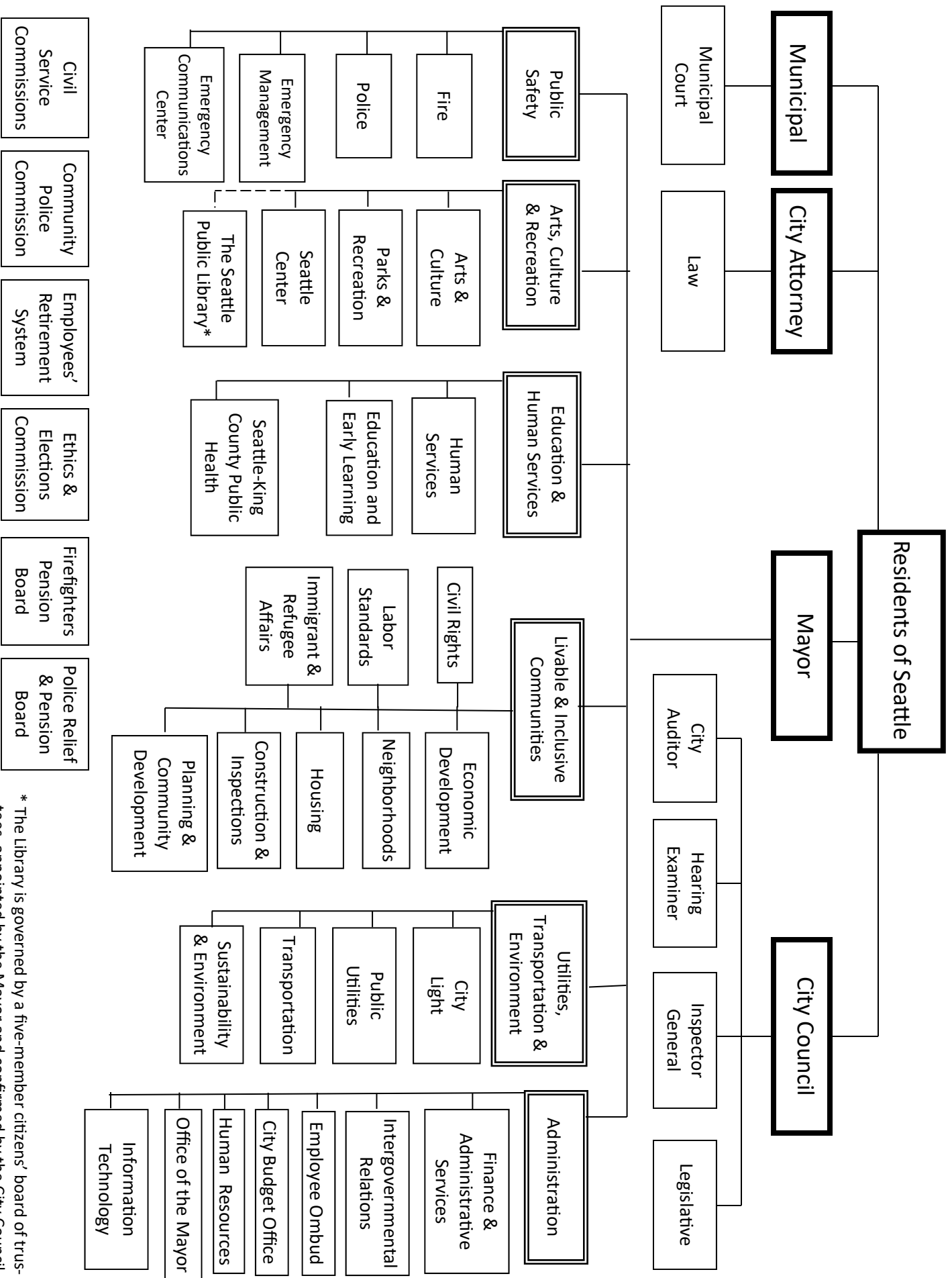
Budget Presentations

Most department-level budget presentations begin with information on how to contact the department. The department-level budget presentation then goes on to provide a general overview of the department's responsibilities and functions within City government, as well as a summary of the department's overall budget. A narrative description of the issues impacting the department's 2021 Proposed Budget then follows. The next section of the department-level budget presentation provides a numerical and descriptive summary of all of the incremental budget changes included in the 2021 Proposed Budget, along with a discussion of the anticipated operational and service-level changes that will result. The department-level budget presentation concludes with summary level tables that describe the department's overall expenditures and revenues by type as well as by budget control level and program. All department, budget control, and program level budget presentations include a table summarizing historical and adopted expenditures, as well as proposed appropriations for 2021.

A list of all position changes proposed in the budget has been compiled in the appendix. Position modifications include eliminations, additions, reclassifications, and status changes (such as a change from part-time to full-time status), as well as adjustments to departmental head counts that result from transfers of positions between departments.

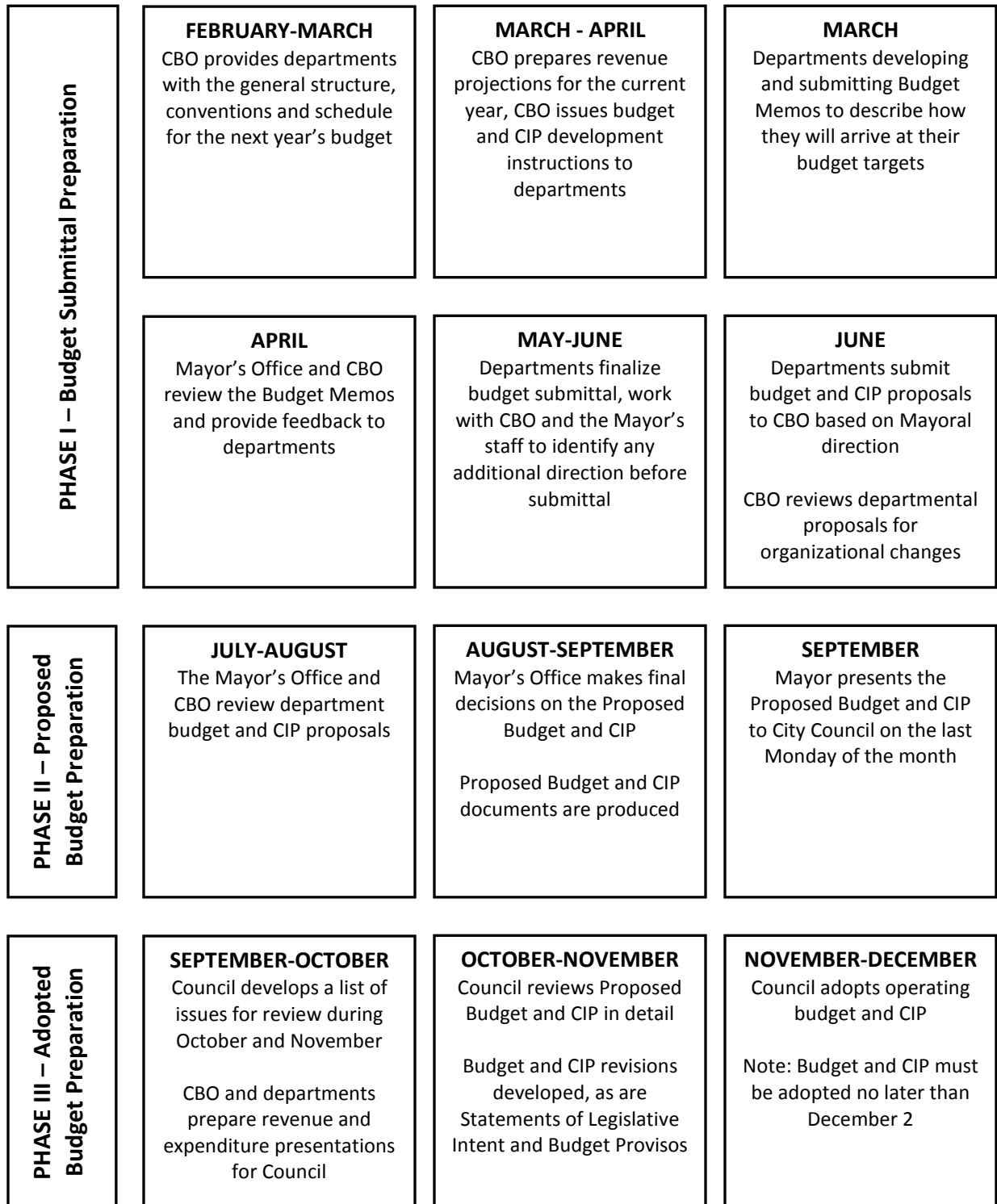
For information purposes only, an estimate of the number of staff positions to be funded under the 2021 Proposed Budget appears in the departmental sections of the document at each of the three levels of detail: department, budget control, and program. These figures refer to regular, permanent staff positions (as opposed to temporary or intermittent positions) and are expressed in terms of full-time equivalent employees (FTEs). In addition to changes that occur as part of the budget document, changes may be authorized by the City Council or the Human Resources Director throughout the year, and these changes may not be reflected in the estimate of staff positions presented for 2021. These changes are summarized in the appendix.

Where relevant, departmental sections include a statement of projected revenues for the years 2020 through 2022.



* The Library is governed by a five-member citizens' board of trustees, appointed by the Mayor and confirmed by the City Council.

Budget Process Diagram



2021 Proposed Budget Executive Summary

Introduction

Mayor Durkan's 2021 Proposed Budget reflects the ongoing financial challenges created by the historic events of 2020. The public health crisis created by the COVID-19 pandemic has resulted in an economic slowdown of nearly unprecedented magnitude. The negative impact to City revenues has been sharp and steep, and comes at the same time the public health crisis and associated recession have created an increased demand for basic City services. The City has taken affirmative measures to contain the spread of the virus, and to provide basic lifeline supports to those who have lost their jobs or otherwise been adversely affected by the deepening recession. The state and federal governments have provided significant financial assistance to the City as it has stepped into these roles, but the City has also been forced both to cut its overall budget and reprioritize its spending in response.

At the same time, the murders of George Floyd, Breonna Taylor and so many, many more have renewed and invigorated a fight for racial justice that rightfully demands a response to centuries of discrimination and oppression. This fight has put a sharp focus on the role that government and law enforcement have played in perpetuating and perpetrating oppression and violence against Black, Indigenous and People of Color (BIPOC) communities. This fight has also drawn attention to the historic underinvestment by government in the infrastructure and services that support BIPOC communities. The 2021 Proposed Budget reflects initial steps toward addressing these historic failings, including reductions in the budgets of the Seattle Police Department and the Seattle Municipal Court, initial funding for a public process to address the future of the City's approach to law enforcement, and a new, ongoing financial commitment to support investments in BIPOC communities. These and other proposals are described at a summary level in the remainder of this overview section, and then more fully detailed in the department-level chapters that follow.

The Local Economy and Impacts on City Revenue

Before continuing with a summary of the major funding changes included in the 2021 Proposed Budget, we begin with a description of the economic and revenue impacts experienced in 2020 and predicted for 2021. Washington Governor Jay Inslee first declared a public health emergency in February 2020, and followed in March with a statewide Stay Home – Stay Healthy Order. Mayor Durkan acted in response to the initial COVID-19 outbreak on a comparable timeline, declaring a city-wide Civil Emergency on March 3, 2020. Such actions, and the social distancing measures imposed by these declarations and orders, were essential for public health, but the impacts to the local, regional and ultimately national economy have been dramatic.

The Local Economy

The economic downturn caused by the COVID-19 pandemic ended the longest period of economic growth in the nation's history, which had lasted almost 11 years. We are now experiencing what may prove to be the deepest, and hopefully shortest, recession since World War II. By the close of 2020, the national economy is expected to have shrunk by slightly more than 6% and shed nearly 8 million jobs. The impacts on the local economy will be comparable. Before the onset of the crisis, the local unemployment rate was about 3%. At its peak in April, the figure had spiked to just over 16%. That rapid

2021 Proposed Budget Executive Summary

a decline in employment is without precedent. The unemployment rate has now “stabilized” at about 8.5% in Seattle, and about 10% both statewide and nationally. However, full recovery will take many years.

Moreover, this recovery will take much longer for some sectors of the economy than others. In recent years, growth in the technology sector has driven a rapid expansion of the overall local economy, with sectors such as construction, hospitality and retail sales all feeling the positive impact of the employment boom in technology and online purchasing. The current recession has ended this period of rapid growth but has affected individual sectors very differently. For example, while employment has declined significantly in the manufacturing, retail trade, information, and financial sectors, the most dramatic impacts have been felt in the leisure, hospitality and construction sectors, which accounted for 40% of the jobs lost regionally. Travel restrictions and health concerns have decimated Seattle’s tourism business, and there is initial evidence that Seattle’s long-term construction boom has come to an end. While the volume of newly requested construction permits has remained strong, the value of those permits has declined. In particular, the average monthly value of permits issued declined by 38% for the first seven months of 2020 compared to the same period last year. While current construction activity is being driven by commitments made and projects initiated before the crisis, future activity and employment will depend on whether the general economic growth drives further demand for office space and residential units.

Looking forward, the diversity of Seattle’s economy should help its path to recovery once the public health risks abate. Some forecasts indicate that local employment could return to pre-COVID-19 levels in two to three years. One key risk in that forecast is how COVID-19 will impact the tourism and travel sector over the coming months and years. Seattle is directly dependent on this sector for local employment in hotels, restaurants and retail businesses but, through Boeing, our local economy is also indirectly affected by the national and international demand for air travel, including both business and leisure trips. The 737 Max program has already suffered significant production slowdowns, and Boeing is considering whether to consolidate its production of the 787 Dreamliner, which could lead to a significant drop in local aerospace employment.

Another general risk that is specific to Seattle is whether COVID-19 will have an impact on the pattern and geography of future economic growth in the region. For example, a shift to online work could decrease the demand for downtown office space and the service businesses supported by downtown employment. Similarly, remote work could increase the demand for suburban homes, at the expense of residential construction in Seattle’s neighborhoods and downtown core.

Impact on City Revenues

The City’s revenues are a direct reflection of local economic conditions. Tax revenues, particularly Sales Taxes and Business and Occupation (B&O) Taxes, are driven by local economic activity. Furthermore, local economic activity drives the City’s “earned” revenues, those paid as fees for the services provided by departments such as Seattle Center, Seattle Parks and Recreation, the Seattle Department of Construction and Inspections, and the utility rates paid to Seattle City Light (SCL) and Seattle Public Utilities (SPU). COVID-19 has driven a decline in all these revenues.

2021 Proposed Budget Executive Summary

Sales tax revenue declined by 15% in the first six months of 2020 compared to the same period in the previous year. Sales tax revenue for 2020 as a whole is expected to decline by 16 to 21%. B&O Tax revenues are generally more stable than Sales Tax revenues because they are collected from a broader base of the economy. Nonetheless the impacts here have also been dramatic because the impacts of COVID-19 have been so widespread. The B&O revenue payments for the first two quarters of 2020 are 12.8% lower than in the same period last year. While this is slightly less dramatic than the impact on Sales Tax revenues, these losses are still significant. By year end, B&O tax revenues are expected to be down by as much as 19.5% compared to 2019.

The overall impacts on the City's General Fund revenues, which include both the Sales and B&O taxes have been dramatic. Before COVID-19, anticipated General Fund revenues totaled \$1.4 billion for 2020. Although the City Budget Office had not prepared a 2021 forecast before the onset of the virus, recent trends of 4-5% growth would have pushed that total above \$1.45 billion. Current 2021 forecasts for that same set of revenues total just \$1.28 billion, a decline of \$120 million relative to 2020. Furthermore, if we consider other revenues that support general government activities, such as the admission tax, the soda tax and the Real Estate Excise Tax, there is an additional decline of approximately \$65 million. [Fortunately], there is, however, a significant new source of revenue that could offset these losses in the overall revenues for General Government services. Beginning in 2021 the City will begin to collect a Payroll Tax, applied to jobs that pay more than \$150,000 per year. This new tax is projected to generate \$214 million in 2021, and thus can offset much of the revenue declines relative to 2020. There is risk and uncertainty in the forecast of this new Payroll Tax, as we have only an estimate of the applicable tax base and no direct experience in collecting a Payroll Tax from the city's employment base. In better times, the reserves held in the City's Rainy Day Fund, technically known as the Revenue Stabilization Fund, would provide a source to "backfill" resources if actual collections did not meet the forecast. However, these resources have been depleted by the current crisis, and only \$5 million will remain to protect against this risk.

However, as described in the rest of this summary and detailed in the pages that follow, the revenue side of the story only captures a portion of the overall financial challenge. The City's underlying costs will grow from 2020 to 2021, driven by general inflation and the City's contractual obligations to its unionized workforce. The COVID-19 pandemic and resulting economic downturn has led to increased demand for basic supports such as food assistance and shelter, and the City will continue its efforts to step up to meet at least some share of these overwhelming needs. Moreover, the Mayor's Proposed 2021 Budget takes an initial step to address the historic underinvestment in BIPOC communities and includes \$100 million in new funding for this specific purpose. To balance this additional spending and address the revenue shortfalls described above, the budget reflects reductions of more than \$75 million in General Fund appropriations and relies upon \$52.5 million of one-time resources from the Rainy Day and Emergency Funds. This will leave just \$5 million in the Rainy Day Fund and will fully exhaust the Emergency Fund by the end of 2021. This will leave the City susceptible to further financial shocks, and could force immediate reductions in planned spending if revenues fall short or new emergency costs emerge.

2021 Proposed Budget Executive Summary

Approach to Developing the 2021 Budget

The sections below provide additional detail about the changes to individual City departments, highlighting both areas of additional expenditure and specific spending reductions. The sections are organized to highlight Mayor Durkan's policy priorities for 2021 and how they are reflected in the budget. In approaching the development of this budget, the City Budget Office was aware of these priorities and considered how to balance the available resources to meet them. Spending reductions were necessary, but when departments were asked to develop potential specific proposals an emphasis was placed on minimizing the impact to critical, basic services and to both preserve and expand the ongoing services and capital investments provided to BIPOC communities. In addition, reductions in General Fund support to departments were also informed by their ability to draw upon other resources, such as voter-approved levies, to mitigate the impacts of General Fund reductions. The flexibility proved beneficial in managing reductions to the Seattle Public Library, the Department of Education and Early Learning, the Seattle Department of Transportation, and Seattle Parks and Recreation. The overall approach to balancing also reflected a specific sensitivity toward impacts on the City's work force. To the extent possible, we have sought to reduce labor expenses through voluntary attrition -- holding positions vacant as workers resign or retire -- rather than layoffs. .

Sustaining the City Response to the COVID-19 Pandemic

In 2020, the City took immediate and dramatic steps to address the COVID-19 pandemic, this included measures to contain the virus and also to mitigate its impacts, including the financial hardships created by unemployment and lost business opportunities. While the level of federal support offered in 2020 is not expected to continue next year, the 2021 Proposed Budget dedicates a mix of City, state and federal dollars to continue many of the measures implemented this year. Included in this funding is \$22 million for 2021 that the Mayor and Council agreed to in August 2020 as part of a \$45 million overall package of additional COVID-19 relief for both 2020 and 2021. On-going services will, for example, include:

- Enhanced resources are provided to continue operation of the existing shelter system in a manner that reduces COVID-19 risk by reducing the number of individuals served at any specific facility and operating the facilities with appropriate social distancing and risk mitigation measures.
- An additional \$23 million in Federal Emergency Services Grant (ESG) will be spent on temporary non-congregate shelter to rapidly expand the short-term housing opportunities available for those living unsheltered. This will build upon a \$3 million allocation of ESG resources for this same purpose for latter part of 2020.
- Additional funding of \$2.75 million will support the ongoing operations of new shelter facilities with a capacity for 125 individuals that are planned for opening in late 2020.
- The program established in 2020 to provide expanded hygiene facilities and mobile shower services to those living unsheltered will continue for 2021. This will require \$6 million of General Fund support, because the City cannot assume the current FEMA support will continue.
- An additional \$8 million of General Fund resources will be provided for rental assistance.
- Mortgage counseling services will be supported by a new \$350,000 investment in 2021, consistent with the amount added for 2020.

2021 Proposed Budget Executive Summary

- The grocery voucher food assistance program now being implemented by the Office of Sustainability and Environment, and partially supported by revenues from the City's tax on sweetened beverages, will be supplemented in 2021 with \$3.4 million from the package of COVID-19 relief funding. Even before the COVID-19 crisis hit, the City had increased funding for the program operations in 2020. This new higher level of base funding will continue and now be further enhanced by this additional investment from the Council and Mayor's two-year package of COVID-19 relief.
- Additional funding of \$5 million will be provided to ensure that the City's current drive-up COVID-19 testing sites operate next year, even if federal and/or state support is not provided.
- Seattle Parks and Recreation will provide childcare and supports for elementary-aged children at 19 community center locations, as well establish teen resource hubs at seven of these facilities.

If additional state and federal funding for COVID-19 response and relief is provided later in 2020 or in 2021, the City may have the opportunity to expand this programming and provide additional support to those whose lives have been most disrupted by the virus.

New Investments to Prioritize Equity

From both a financial and policy perspective the most significant element of Mayor Durkan's Proposed 2021 Budget is \$100 million of dedicated, ongoing spending to invest in Black, Indigenous, and Communities of Color (BIPOC) communities. The specific form that these investments will take has not been prescribed in the budget. Instead, the City will establish a community-led Equitable Investment Task Force to identify and recommend appropriate spending priorities. This funding is explicitly designed to be additive to the City's existing programs that support BIPOC communities. For example, the 2021 Proposed Budget continues support for the City's Equitable Development Initiative (EDI). EDI is designed to provide opportunities to build community wealth and invest public dollars in ways that enhance community's capacity to develop and implement projects that can become long-standing community assets. The budget adds scarce General Fund resources to this program to backfill for dedicated revenues that were to come from the City's new tax on short-term rental properties. The COVID-19 pandemic has dramatically reduced those revenues, but not the City's commitment to the initiative.

Community Safety and Re-Imagining Policing in Seattle

Throughout the summer of 2020, Seattle residents took to the streets to protest the unjust murders of Black Americans like George Floyd and Breonna Taylor and the shooting of Jacob Blake; all of these individuals experienced violent and lethal force at the hands of police officers. For years, Seattle has been making progress to expand alternatives to arrest and incarceration and has increased investments in community-based programs that address the root causes of crime and violence. Important reforms required by the federal consent decree have led to progress by the Seattle Police Department (SPD), including a substantial decrease in use of force involving people in crisis and the implementation and advancement of community outreach programs. However, there is still a long way to go in both reforming the Department and building community trust. Communities are not only protesting race-based disparities in interactions with SPD, but the systemic racism built into government.

2021 Proposed Budget Executive Summary

The City recognizes the need to increase transparency and accountability with SPD and its budget, functions, and the policymaking process. To begin this work, the City will create an Inter-Departmental Team (IDT) to conduct a thorough analysis of 9-1-1 calls and all functions of the Seattle Police Department to ensure the department can continue to swiftly respond to Priority One and Two calls while transitioning calls that result from homelessness, behavioral health issues, or substance use problems to organizations outside of law enforcement. Throughout this effort, the City's guiding principle will be creating a system that does not disproportionately criminalize Black people and other communities of color and does not criminalize people for experiencing the effects of institutional failures. Righting the wrongs of American history will not happen overnight, but the City will endeavor every day to embrace this seminal moment in history to create true and lasting change. Additional funding in the amount of \$2 million has been set aside in the Human Services Department in a proposed new Safe and Thriving Communities Division to provide initial funding for recommendations that may come from the work of the IDT and the input it gathers in consulting with various community stakeholders.

Even as the IDT begins its work, the 2021 Proposed Budget for the Seattle Police Department outlines a solid first step in reinventing policing and reimagining community safety. The budget reduces the size of SPD's sworn force, transfers functions from SPD that are better performed in a more civilianized practice, and makes short-term reductions to SPD's budget in response to the COVID-19 pandemic. In particular:

- The Seattle Police Department was budgeted for 1,422 sworn officers in the 2020 Adopted budget, but will only be funded for 1,400 in 2021. The IDT referenced above will work in the fall of 2020 and into early 2021 to assess the appropriate force size for the long run.
- SPD's Parking Enforcement unit and its 120 employees will be transferred to the Seattle Department of Transportation.
- The Office of Emergency Management, which coordinates the City's efforts to prepare for, respond to, and recover from disasters and emergencies, will be moved out of SPD and become an independent office.
- The existing 9-1-1 Communications Center, currently housed in SPD, will also be transferred out into its own independent, stand-alone unit. As non-sworn, community-based alternative responses to calls are developed, the 9-1-1 Communications Center, now to be called the Seattle Emergency Communications Center, will be crucial in dispatching those responses.
- The 2021 budget will make permanent the transfer of the Seattle Police Department's Victim Advocacy Team to the Human Services Department (HSD). This transfer was initially made by the City Council in the 2020 2nd Quarter Supplemental Budget Ordinance. This team is comprised of 11 FTEs and a budget of \$1.25 million. These resources will be added to the proposed new Safe and Thriving Communities Division in HSD.

The 2021 Proposed Budget expands activities pertaining to sustainment of the federal consent decree, reinforcing implemented reforms and investing additional resources to expand the capacity of both the Office of Professional Accountability and the Office of the Inspector General for Public Safety.

However, the reform efforts represented in the Proposed 2021 Budget are not limited to changes related to SPD. In addition, there are funding modifications for both the Seattle Municipal Court (SMC) and the City's relationship with King County for the provision of jail services. Responding to the recommendations of an outside assessment of SMC's current probation services, the Court has proposed a significant restructuring of this function. SMC will reorganize probation services to transform pretrial justice by reducing in-person day reporting and moving to a collaborative Community Court

2021 Proposed Budget Executive Summary

model; and reduce traditional post-sentence supervision to focus on higher risk charges. The redesign reduces the SMC budget by \$1.4 million and cuts probation staff by 13 positions (a 25% staffing reduction). In support of this new approach, the budget adds \$100,000 for the Court to contract with a non-profit for a case manager equipped to make culturally appropriate referrals to community-based agencies which will support clients in services with the goal of long-term self-sufficiency outside the court system.

With respect to jail services, the City and County are working to complete an agreement that would redirect a share of the resources now spent on jail operations toward community-based supports that can reduce the use of jail. The goal is to increase community-based support for disproportionately incarcerated communities through investment in programs lowering the risk of any involvement with the criminal justice system. The plan is to have the County and City work collaboratively with representatives from the affected communities to allocate these resources. As part of this agreement, the County and City will also establish a process for ongoing monitoring of jail operations with the aim of providing appropriate services and care for those who are incarcerated.

Highlights of Necessary Budget Reductions and Use of Fiscal Reserves

To balance the investments described in the sections above and address the revenue shortfalls created by the COVID-19 pandemic and resulting economic downturn, the 2021 Proposed Budget will reduce spending across the City, shift funding sources to support essential functions, and draw down some of the City's fiscal reserves. The most significant of these budget actions include:

- A wage freeze in 2021 for the City's unrepresented, broad-band salaried employees, including strategic advisors, managers and executives. This will save approximately \$6 million across the City, including \$2 million of General Fund resources, relative to the 2.9% pay increase that had otherwise been planned for 2021.
- Maintaining position vacancies as employees choose to leave the City and reducing discretionary spending for consultants, travel, and training will save approximately \$30 million in General Fund resources and an additional \$46 million in expenditures from other City funding sources.
- General Fund support to The Seattle Public Library (SPL) will be reduced by 10%, or \$5.8 million. The impacts of this reduction will be partially offset by using Library Levy resources that would have been used to expand hours and programming to support base operations. For planning and budgetary purposes, the budget assumes that the SPL will not resume full operations until July of 2021, and reduced operations during the first half of the year will also provide some financial savings.
- Seattle Parks and Recreation (SPR) is managing a significant reduction in its overall revenues, including an \$11.4 million (10%) reduction in its General Fund support, \$10.5 million reduction in revenues earned from user fees, and a \$19.3 million reduction in Real Estate Excise Tax (REET), which supports capital investments at SPR. Capital resources from the Park District will be shifted to support operations and minimize the operational impacts associated with the reduced revenues. Nonetheless, there will be significant operational impacts.

2021 Proposed Budget Executive Summary

- Five of the City's 26 community centers will be closed in 2021. These closures will provide an opportunity to complete planned capital projects, but will also provide some operational savings.
 - Of the City's 10 pools, only four will remain in operation during 2021.
 - Due to facility closures and reduced capacity due to COVID, there will be a significant decrease in indoor recreation opportunities. SPR hopes to mitigate this by providing outdoor recreation opportunities where possible.
 - SPR staff are being redeployed to support new outdoor recreational programming that will be designed as alternatives to the indoor opportunities that are not available under COVID-19 restrictions.
 - Overall, SPR has assumed that full operations will not resume until mid-year 2021, due to these restrictions.
 - In addition to the operational impacts, the proposed budget significantly reduces major maintenance spending across nearly all of SPR's ongoing capital programs.
- The Seattle Department of Transportation (SDOT) is managing financial pressures from both sides. The pressure is created by a combination of declining revenues (General Fund, Real Estate Excise Tax, and transportation-specific revenues) and unexpected spending pressures (COVID-19 response, emergency snow and ice response from winter 2020, protests, and the failure of the West Seattle Bridge). The total 2021 funding gap of \$85 million will be addressed through \$60 million in spending reductions and a \$25 million interfund loan.
 - Seattle's Human Services Department (HSD) will see an increase in total funding. As highlighted in the earlier section regarding COVID-19 response, there will be increased investments in shelter services and rental assistance. Additional funding will also continue some one-time investments made in 2020. At the same time, 2021 will mark a turning point in the City's approach to funding services for those living without shelter. HSD's budget for addressing homelessness will reflect the establishment of the King County Regional Homelessness Authority (KCRHA) in 2021. Once operational, KCRHA will provide homeless services which have historically been managed by the Human Services Department.

Fiscal Reserves. The actions highlighted above will not be sufficient to balance the General Fund for 2021, and additional resources from the General Fund's fiscal reserves will be needed to fully support the proposed 2021 General Fund spending. The City entered 2020 with approximately \$126 million combined in the Rainy Day and Emergency Funds, which constitute the General Fund's fiscal reserves. To make up for 2020 revenue shortfalls, and to support the first half of the \$45 million, 2-year COVID-19 relief plan, these reserves will be depleted by almost \$70 million in 2020. An additional \$52.5 million will be needed in 2021, leaving just \$5 million available going forward. This is a thin margin in the context of the current uncertainties, but it is difficult to balance the very real pressures to address the current crises while also planning for unknown future risks. If circumstances increase financial pressure on the City over the coming year, quick action would be needed to shift resources from some share of the activities proposed for funding in 2021. With the most easily identified discretionary spending now having been eliminated from the budget, such a reprioritization could be very difficult, forcing the reduction in important City services and/or a reduction in personnel costs that could force layoffs. To avoid such risks in the future, it is important to replenish the General Fund's fiscal reserves once the current crises have abated and we return to a pattern of growing revenues.

2021 Proposed Budget Executive Summary

Impacts to the City's Utilities. The City's two utilities, Seattle City Light (SCL) and Seattle Public Utilities (SPU), have also had to respond to the impacts of the COVID-19 pandemic and resulting economic downturn. SCL is managing a reduction in revenues associated with a decline in energy demand driven by the current recession. Reductions in operational and capital expenditures will be needed in response, but SCL will continue to prioritize the replacement of aging poles, which have been identified as a potential safety and reliability risk, and its forward-looking investments in support of transportation electrification. For SPU, revenue impacts have been less significant, as reductions in commercial demand have been offset by increased residential demand. Nonetheless, SPU has delayed development of the Utility's Strategic Business Plan to better understand the implications of the COVID-19 pandemic, and shifted its immediate priorities to address the current public health crisis. Both utilities will forego planned rate increases in 2021, SCL freezing rates at 2020 levels and SPU doing the same for water. The utilities have also taken steps to provide financial relief to customers who have encountered difficulty in paying their bills, expanding outreach and enrollment for the Utility Discount Program, and offering deferred payment plans for those who need this relief.

Race and Social Justice Initiative (RSJI)

Introduction

This chapter provides background and context for [Race and Social Justice Initiative \(RSJI\)-related budget additions throughout the 2021 Proposed Budget](#).

RSJI is a Citywide effort to end institutionalized racism and race-based gaps in City government. A key component of achieving this goal is the examination of City policies, projects, initiatives and budget decisions to determine how each item impacts different demographic groups in Seattle. Launched in 2004, Seattle was the first U.S. city to undertake an effort that focused explicitly on institutional racism. Since then, King County, and other cities – including Minneapolis, Madison, and Portland – have all established their own equity initiatives. RSJI’s long-term goals are to change the underlying system that creates race-based disparities and to achieve racial equity, as well as to:

- End racial disparities within City government so there is fairness in hiring and promotions, greater opportunities in contracting, and equitable services to all residents;
- Strengthen outreach and public engagement, changing existing services using Race and Social Justice best practices, and improving immigrant and refugee access to City services; and
- Lead a collaborative, community-wide effort to eliminate racial inequity in education, criminal justice, environmental justice, health and economic success.

RSJI works to eliminate racial and social disparities across key indicators of success in Seattle including: arts and culture, criminal justice, education, environment, equitable development, health, housing, jobs, and service equity.

Mayoral Direction

Soon after her inauguration, Mayor Jenny A. Durkan signed an [Executive Order](#) reaffirming the City's commitment to RSJI and a focus to apply a racial equity lens on actions relating to: 1) affordability, 2) education, 3) criminal justice, 4) environmental justice, 5) transportation equity, 6) labor equity, 7) women and minority business contracting equity, 8) removing internal structural and institutional barriers for City employees, and 9) arts and culture equity. The Executive Order also charged the Mayor’s Office to oversee and coordinate a review of the City’s current implementation of the RSJI and directed department directors, personnel within the Mayor’s Office, as well as the Mayor herself, to participate in implicit bias training.

Consideration of Race and Social Justice in the Mayor’s Office

Each City department has a “Change Team” – a group of employees that supports RSJI activities and strengthens a department’s capacity to get more employees involved. The team facilitates and participates in discussions on race and racism. These discussions increase individual and group understanding of how racism and other marginalizing factors affect equity and service provision.

Consistent with established practice since the launch of RSJI, all 2021 budget adjustments were screened for RSJ impacts. Departments used the City’s Racial Equity Toolkit (RET) or other tools to assess

Race and Social Justice Initiative (RSJI)

direct and indirect results of their proposals, and this analysis was then utilized in the decision-making process within CBO and the Mayor's Office.

Race and Social Justice Impacts in the 2021 Proposed Budget

Despite the economic downturn and uncertainty with the revenue forecast for 2021, significant departmental reductions, minimizing negative impacts on RSJ was a high priority in developing the 2021 Proposed Budget. Departments like the Office for Civil Rights and the Office of Immigrant and Refugee Affairs took much smaller reductions than other departments. In addition, funding was prioritized for investments that would increase RSJ.

This section highlights specific examples of RSJI considerations in the 2021 Proposed Budget changes.

Taskforce for Investments in the Black, Indigenous and People of Color (BIPOC) Community

\$100 million of ongoing funding is reserved in the Finance General section of the 2021 Proposed Budget for allocation by a taskforce planned to begin in the fall of 2020. The taskforce will focus on investments in the following categories:

- Education opportunity
- Inclusive economy
- Land acquisition/community wealth building
- Climate justice and Green New Deal
- Community safety
- Community supports (safety net)

These funds are an ongoing, annual commitment to this community. After the taskforce recommendations are finalized, the Council will appropriate the funds to the departments responsible for delivery of service.

DEPARTMENT OF EDUCATION AND EARLY LEARNING

Prenatal to 3 Grant Program

Based on a recommendation from the Sweetened Beverage Community Advisory Board (CAB), this item adds one-time Sweetened Beverage Tax (SBT) funding of \$1.5 million for a new pre-natal to 3 years old grant program for community-based organizations. DEEL will work closely with the CAB and King County Best Starts for Kids (BSK) to develop the grant program. Some gaps in prenatal-to-3 services have been identified through the BSK work. The CAB may consider identifying ongoing SBT funding in the 2022 budget process.

Childcare Resources and Referrals

The Mt Baker Allen Family Center is a community resource center co-located with 95 units of permanent supportive and permanently affordable housing in Southeast Seattle. The Center serves families living in or near poverty with a wide array of community-based services and support to shorten and prevent family homelessness and to strengthen vulnerable families, including childcare resources and referrals. This item continues funding for the childcare referral, parent coaching, and other training services. The 2020 Adopted Budget included funding for these services in the Human Services Department budget.

Race and Social Justice Initiative (RSJI)

SEATTLE ETHICS AND ELECTIONS COMMISSION

Democracy Voucher Increase

This increase funds the Democracy Voucher program for the 2021 election cycle. It provides the funding needed for voucher payments of up to \$6.8 million, voucher printing and mailing costs, and temporary staffing increases for voucher processing and outreach work. The Democracy Voucher program allows all Seattle residents to participate in the process regardless of their income level. In 2021, the Mayor, City Council positions #8 and #9 (citywide) and the City Attorney will be on the ballot. This is one-time funding for 2021 only.

DEPARTMENT OF FINANCE AND ADMINISTRATIVE SERVICES

Secure Affordable Housing Site

This action will increase appropriation authority by \$250,000 in the Department of Finance and Administrative Services for operations and maintenance costs for the Office of Housing's Rainer site (formerly the Mount Baker UW Laundry site). In the long term, this site will be used to provide affordable housing and a community hub in the Mount Baker area. More access to affordable housing will help historically underserved populations in the area impacted by rising cost of living in Mt Baker.

Expanded Use of the Wheelchair Accessible Services Fund

This action increases the Department of Finance and Administrative Services budget for the City's Wheelchair Accessible Services Fund by \$1.14 million. Fund revenues are from a surcharge paid on each transportation network company, taxicab and for-hire vehicle trip originating within the Seattle city limits. This proposal anticipates expanding access to wheelchair-accessible taxis helping those who rely on wheelchairs or other mobility-assisted devices in their daily lives. This could also increase business for wheelchair accessible taxis that are driven or operated by people of color.

HUMAN SERVICES DEPARTMENT

Crisis Connections One Call

This item provides ongoing funding for what was originally a one-time 2019-2020 investment in the One Call single diversion portal operated by the nonprofit organization Crisis Connections.

Generations with Pride Senior Program

This item provides ongoing funding for what was originally a one-time \$180,000 investment to support Generations Aging with Pride, a senior center on Capitol Hill serving the LGBTQ community.

Legal Services for DVSA Survivors

This item provides ongoing funding for what was originally one-time funding for legal representation for survivors of sexual violence. This legal support defends the civil rights and wishes of sexual violence survivors regardless of the criminal and civil judicial systems' procedures and responses. This legal support includes protecting the privacy rights of survivors.

Mt. Baker Family Resource Center

This item continues support for what was originally one-time funding for the Mt. Baker Allen Family Center project. This a community resource center co-located with 95 units of permanent supportive and permanently affordable housing in Southeast Seattle. The Center serves families living in or near poverty with a wide array of community-based services and support to shorten and prevent family homelessness and to strengthen vulnerable families.

Critical Incident Community Responders

Race and Social Justice Initiative (RSJI)

This item makes ongoing the City's one-time 2020 investment in Community Critical Incident Responders, a program operated by the nonprofit Community Passageways. This intervention was developed jointly between HSD and the Seattle Police Department in response to several shootings in the early part of 2020 as a community-based solution to mitigate and prevent shootings.

DEPARTMENT OF NEIGHBORHOODS

This item continues funding for leased space appropriated in the 2020 3rd Quarter Supplemental Budget Ordinance. Seattle King County Black Lives Matter, in coordination with the City of Seattle and Seattle & King County Public Health, will lease a space for delivery of direct services and the coordination of targeted services toward communities who are disproportionately impacted by the COVID-19 public health crisis. Services will be focused on Black LGBTQIA, non-binary youth and youth adults and other youth and young adults.

SEATTLE OFFICE FOR CIVIL RIGHTS

Title VI Compliance

This item adds a half-time position to the Office of Civil Rights (OCR) to implement, monitor, and ensure citywide compliance with Title VI federal grant requirements. Title VI of the Civil Rights Act of 1964 prohibits discrimination under any program or activity receiving federal financial assistance on the basis of race, national origin, and color. Over time, protected classes such as sex, age, and disability were added. Previously, OCR had a dedicated part-time position for Title IV compliance, but the position was abrogated in 2011, and work was reassigned to existing staff. Since then, staff have not had sufficient capacity to meet the demands of the work.

Race and Social Justice Summit

This item adds funding to OCR's budget for the City's annual Race and Social Justice Summit. Previously, OCR has received funding from the Office of Arts and Culture. The budget adds funding to OCR to ensure a stable funding source for this important work. The summit is open to both City employees and community members.

OFFICE OF LABOR STANDARDS

Transportation Network Company Fare Share Program

The Office of Labor Standards (OLS) is responsible for enforcing ordinances related to the Minimum Compensation and Deactivation of Transportation Network Company (TNC) drivers. TNCs classify these drivers as independent contractors and represent that they are exempt from existing minimum labor standards established by federal, state, and local law. A large number of those drivers are immigrants and people of color who have taken on debt or invested their savings to purchase and/or lease vehicles to provide TNC services.

The 2021 Proposed Budget includes the creation of two full-time positions on the OLS enforcement team, as well as appropriations for the outreach and implementation of the TNC ordinances. A new investigator will be responsible for investigating violations of and enforcing the City's labor standards and ordinances, particularly as they relate to TNC drivers and other gig workers. The new enforcement strategist will be responsible for developing case management strategies and investigative approaches for the department's enforcement team, particularly as they relate to the multiple new worker protection ordinances, some of which are the first of their kind in the nation.

Race and Social Justice Initiative (RSJI)

OFFICE OF PLANNING AND COMMUNITY DEVELOPMENT

General Fund Support to Equitable Development Initiative

The Equitable Development Initiative (EDI) was established in 2016 to provide investments in neighborhoods that support those most affected by displacement and low access to opportunity. The program's objectives include advancement of economic opportunity and wealth-building strategies, preventing displacement, and building on local cultural assets.

The EDI program is coordinated by the Office of Planning and Community Development and is guided by an external community advisory board representing impacted communities. EDI is normally supported by \$5 million in revenues from the Short-Term Rental Tax (STRT). The 2021 Proposed Budget provides \$3.1 million of General Fund resources to replace Short-Term Rental Tax revenues which are declining due to the COVID crisis. This funding is one-time and budget-neutral to maintain the \$5 million annual funding level.

OFFICE OF SUSTAINABILITY & ENVIRONMENT

Sustainable Communities

The 2021 Proposed Budget includes \$3.4 million in the Office of Sustainability & Environment to continue a program through the first quarter of 2021 for emergency grocery vouchers to Seattle families in need. The proposed budget also continues the Fresh Bucks Voucher program which provides assistance to those who struggle to afford healthy food. Both these programs provide critical assistance, especially during the COVID-19 pandemic, to Seattle residents with limited incomes and to predominantly BIPOC communities.

Environmental Equity

Despite the difficult budgetary environment, the proposed budget maintains existing programs and initiatives that further environmental equity with a particular focus on predominantly BIPOC and low-income communities. These initiatives include the Equity & Environment Initiative and the Environmental Justice Fund which center policy and programming on the communities most affected by environmental injustice. Also maintained in the proposed budget is the Duwamish Valley Program which addresses healthy environment, parks and open space, community capacity, economic opportunity, mobility and transportation, affordable housing, and public safety in the South Park and Georgetown neighborhoods.

SEATTLE DEPARTMENT OF HUMAN RESOURCES

Equal Employment Opportunity Compliance

The Seattle Department of Human Resources (SDHR) is responsible for implementing, monitoring, and ensuring that the City of Seattle is compliant with Equal Employment Opportunity and Affirmative Action Program federal grant requirements. Increased funding includes support for a half-time coordinator as well as software required to meet the mandated federal requirements for Title VI and other federal funding.

Language Premium Pay

The City of Seattle is developing a premium pay policy for employees who are assigned to perform bilingual, interpretive, and/or translation review services for the City. SDHR will add a half-time position in the Workforce Equity division to serve as a subject matter expert to departments to help determine employee eligibility for language access service assessment, identify and track bilingual service

Race and Social Justice Initiative (RSJI)

assignments, and manage data regarding bilingual service assignments and employee language proficiency.

SEATTLE FIRE DEPARTMENT

Health One Expansion

This item funds an expansion of the Health One program. These funds will support a second team of two firefighters and one case manager to respond to EMS calls that do not require emergency department transportation (low-acuity calls), to divert patients to appropriate destinations. A second team will enable the program to fully cover core operating hours during weekdays when critical partner services are open, and grow geographic coverage beyond Pioneer Square and Downtown to South Seattle, Ballard and the University District.

Low-acuity conditions affect some of the most vulnerable members of the community. A significant portion of patients are experiencing homelessness, with members of historically disadvantaged communities being more likely to experience homelessness than the general population. Expanding Health One will improve the program's reach and effectiveness.

SEATTLE MUNICIPAL COURT

Probation Services Reorganization

Seattle Municipal Court will reorganize probation services to transform pretrial justice by reducing in-person day reporting and moving to a collaborative Community Court model. It will also reduce traditional post-sentence supervision to focus on higher risk charges. The redesign reduces budget by \$1.4 million and cuts probation staff by 13 positions (25% staffing reduction).

There are many contributing factors that lead to racial disproportionality in the criminal legal system. These include the Seattle Police Department's arrest decisions and the Seattle City Attorney's decisions on what cases to prosecute. The Court acknowledges disproportionality exists and are committed to reducing disproportionality in how it works with and affects individuals. In 2019, the Court asked the Vera Institute of Justice to examine the impact of probation policies and practices on racial equity and gender equity as well as client success and well-being. Their analysis and review of best practices informs the redesigned approach, and the Court's commitment to working with partners across the system to reduce racial disproportionality

SEATTLE PARKS AND RECREATION

The financial shortfalls caused by the COVID-19 pandemic affect both the level of General Fund support and the earned revenues for Seattle Parks and Recreation (SPR). As a result of these funding decreases, SPR had to make significant reductions in the 2021 Proposed Budget. SPR prioritized preserving discrete projects in BIPOC communities as well as services and projects in underserved neighborhoods. Instead, SPR is making significant cuts in its major maintenance program to allow other capital projects to move forward such as the community center stabilization projects at locations in South Seattle and land banked site development at Little Saigon, North Rainier and South Park.

SEATTLE PUBLIC UTILITIES

Public Hygiene Program

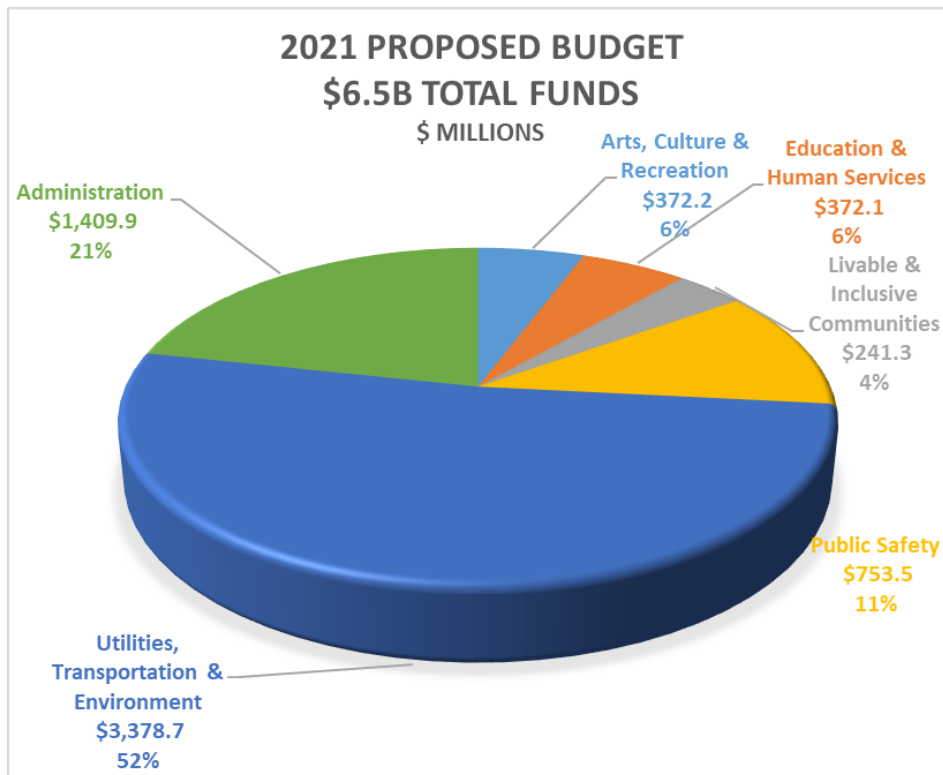
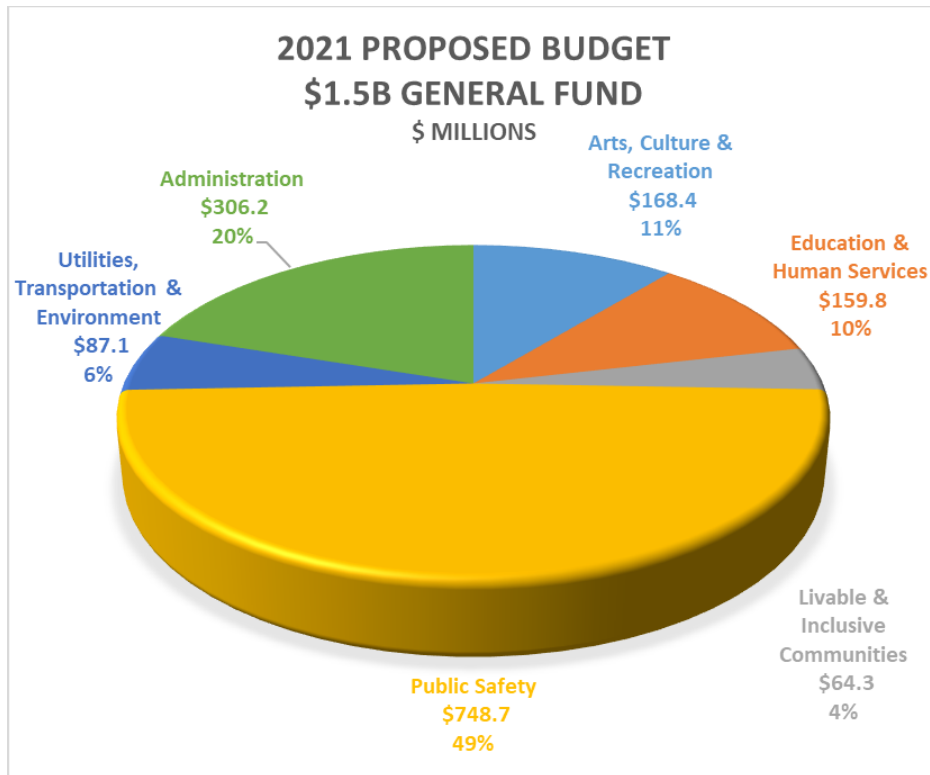
During 2020, Seattle Public Utilities (SPU) launched a comprehensive public hygiene program for the unsheltered population. As of fall 2020, three mobile hygiene trailers with shower facilities, as well as 15 hygiene stations with portable toilets and handwashing units, have been set up throughout Seattle.

Race and Social Justice Initiative (RSJI)

This program was expedited as an emergency response to the COVID-19 pandemic, given the closures of community centers and other hygiene facilities; it also serves the goals of the Council's 2019 budget add for mobile public hygiene facilities.

The 2021 Proposed Budget funds this program on an ongoing basis by dedicating \$6.3 million in SPU to maintain and expand these public hygiene investments. Although this program provides critical needs related to the pandemic, it also provides for ongoing, unmet hygiene and public health needs for Seattle's unsheltered population. In doing so, it expands the City's services for a population that is disproportionately BIPOC, endures significant economic insecurity, and experiences health inequities. These investments bring homelessness-related spending at SPU to over \$12 million in 2021.

Summary Charts and Tables



Summary Charts and Tables

Expenditure Summary

(In thousands of dollars)

	2019 Actuals		2020 Adopted Budget		2021 Proposed Budget	
	General Fund	All Funds	General Fund	All Funds	General Fund	All Funds
Arts, Culture & Recreation						
Office of Arts and Culture	-	14,432	-	15,646	-	14,415
Seattle Center	13,845	44,214	14,544	50,474	16,829	42,800
Seattle Public Library	55,084	91,863	58,884	86,232	54,302	86,912
Seattle Parks and Recreation	100,791	247,652	105,556	261,937	97,263	228,069
<i>Subtotal</i>	<i>169,720</i>	<i>398,162</i>	<i>178,983</i>	<i>414,288</i>	<i>168,394</i>	<i>372,196</i>
Education & Human Services						
Department of Education and Early Learning	13,200	70,329	13,457	105,737	10,786	103,296
Human Services Department	125,338	199,570	141,918	236,000	149,029	268,815
<i>Subtotal</i>	<i>138,538</i>	<i>269,899</i>	<i>155,374</i>	<i>341,737</i>	<i>159,815</i>	<i>372,111</i>
Livable & Inclusive Communities						
Department of Neighborhoods	13,033	13,038	14,702	17,927	14,566	16,039
Office of Hearing Examiner	947	947	1,062	1,062	1,062	1,062
Office for Civil Rights	4,924	4,924	7,055	7,055	5,918	5,918
Office of Economic Development	12,259	12,259	11,436	11,553	13,802	13,864
Office of Housing	630	82,292	6,986	130,651	350	81,986
Office of Immigrant and Refugee Affairs	4,374	4,374	4,379	4,379	3,675	3,675
Office of Labor Standards	7,907	6,008	6,865	6,865	6,226	7,226
Office of Planning and Community Development	10,784	11,331	24,652	30,723	11,184	13,637
Seattle Department of Construction and Inspections	6,970	75,566	8,277	96,179	7,525	97,902
<i>Subtotal</i>	<i>61,828</i>	<i>210,740</i>	<i>85,415</i>	<i>306,395</i>	<i>64,309</i>	<i>241,310</i>
Public Safety						
Seattle Emergency Communications Center	-	-	-	-	18,540	18,540
Community Police Commission	1,546	1,546	1,847	1,847	1,713	1,713
Firefighter's Pension	19,081	17,726	19,099	21,236	19,099	21,020
Law Department	32,030	32,030	34,227	34,227	35,445	35,445
Office of Emergency Management	-	-	-	-	2,484	2,484
Office of Inspector General for Public Safety	1,700	1,700	2,648	2,648	2,914	2,914
Police Relief and Pension	25,165	22,339	25,859	26,633	25,859	26,652
Seattle Fire Department	226,415	226,782	223,943	223,943	246,628	246,628
Seattle Municipal Court	35,208	35,208	36,307	36,307	38,377	38,377
Seattle Police Department	398,003	398,770	406,980	409,112	357,620	359,751
<i>Subtotal</i>	<i>739,148</i>	<i>736,102</i>	<i>750,910</i>	<i>755,953</i>	<i>748,679</i>	<i>753,524</i>

Summary Charts and Tables

	2019 Actuals		2020 Adopted Budget		2021 Proposed Budget	
	General Fund	All Funds	General Fund	All Funds	General Fund	All Funds
Utilities, Transportation & Environment						
Office of Sustainability and Environment	10,163	10,163	5,760	12,479	8,663	14,593
Seattle City Light	-	1,305,069	-	1,432,991	-	1,357,757
Seattle Department of Transportation	43,819	524,895	49,712	738,929	58,649	607,867
Seattle Public Utilities	9,315	1,007,132	11,867	1,351,508	19,820	1,398,465
<i>Subtotal</i>	<i>63,297</i>	<i>2,847,259</i>	<i>67,339</i>	<i>3,535,908</i>	<i>87,132</i>	<i>3,378,683</i>
Administration						
Office of the City Auditor	3,196	3,196	2,080	2,580	2,020	2,520
City Budget Office	7,204	7,204	7,284	7,284	7,145	7,145
Civil Service Commissions	469	469	526	526	523	523
Ethics and Elections Commission	966	4,838	1,095	1,837	1,050	9,468
Finance and Administrative Services*	62,574	290,356	67,211	348,089	66,642	359,585
Finance General**	86,568	218,273	131,226	268,239	177,171	380,948
Seattle Information Technology Department	-	258,972	-	281,803	-	276,433
Legislative Department	16,635	16,635	17,818	17,818	18,032	18,032
Office of the Mayor	6,898	6,898	7,707	7,707	7,440	7,440
Office of the Employee Ombud	347	347	1,279	1,279	733	733
Office of Intergovernmental Relations	2,831	2,831	2,991	2,991	2,811	2,811
Employees' Retirement System	-	241,640	-	21,001	-	8,646
Seattle Department of Human Resources	20,325	293,411	24,795	322,844	22,610	335,621
<i>Subtotal</i>	<i>208,013</i>	<i>1,345,068</i>	<i>264,010</i>	<i>1,283,997</i>	<i>306,178</i>	<i>1,409,906</i>
Total	1,380,544	5,807,229	1,502,031	6,638,278	1,534,507	6,527,729

*FAS excludes bond funds (20130, 20139 and 20140) and Business Improvement Area funds (BIAs) which are not budgeted.

**For departments that receive General Fund (GF) transfers from Finance General (FG), the GF amount is shown in the department receiving the transfer instead of FG. These departments include: the Office of Labor Standards, Firefighters' Pension, Police Pension, Seattle Public Library and Finance & Administrative Services.

General Fund Revenue Overview

City Revenue Sources and Fund Accounting System

The City of Seattle budget authorizes annual expenditures for services and programs for Seattle residents. State law authorizes the City to raise revenues to support these expenditures. There are four main sources of revenues. First, taxes, license fees, and fines support activities typically associated with City government, such as police and fire services, parks, and libraries. Second, certain City activities are partially or completely supported by fees for services, regulatory fees, or dedicated property tax levies. Examples of City activities funded in-whole or in-part with fees include certain facilities at the Seattle Center, recreational facilities, and building inspections. Third, City utility services (electricity, water, drainage and wastewater, and solid waste) are supported by charges to customers for services provided. Finally, grant revenues from private, state, or federal agencies support a variety of City services, including social services, street and bridge repair, and targeted police services.

The City accounts for all revenues and expenditures within a system of accounting entities called “funds.” The City maintains numerous funds. The use of multiple funds is necessary to ensure compliance with state budget and accounting rules and is desirable to promote accountability for specific projects or activities. For example, the City of Seattle has a legal obligation to ensure revenues from utility use charges are spent on costs specifically associated with providing utility services. As a result, each of the City-operated utilities has its own fund. For similar reasons, expenditures of revenues from the City’s various property tax levies are accounted for in separate funds. As a matter of policy, several City departments have separate funds. For example, the operating revenues and expenditures associated with those revenues for the City’s parks are accounted for in the Park and Recreation Fund. The City also maintains separate funds for debt service and capital projects, as well as pension trust funds, including the Employees’ Retirement Fund, the Fireman’s Pension Fund, and the Police Relief & Pension Fund. The City holds these funds in a trustee capacity, or as an agent, for current and former City employees.

The City’s primary fund is the General Fund. The majority of resources for services typically associated with the City, such as police and fire or libraries and parks are received into and spent from one of two funds of the City’s general government operation: the General Fund for operating resources and the Cumulative Reserve Fund for capital resources.

All City revenue sources are directly or indirectly affected by the performance of the local, regional, national, and even international economies. For example, revenue collections from sales, business and occupation, and utility taxes, fluctuate significantly as economic conditions affecting personal income, construction, wholesale and retail sales, and other factors in the Puget Sound region change. The following sections describe the current outlook for the local and national economies, and present greater detail on forecasts for revenues supporting the General Fund and the Cumulative Reserve Fund.

National Economic Conditions and Outlook

The National Bureau of Economic Research (NBER) officially announced on June 8 that a recession began in the U.S. after the economy peaked in February 2020. The 128-month long expansion from June 2009 to February 2020 is the longest on record (since 1854), it is followed by the deepest but most likely also the shortest recession since World War II. Based on the IHS Markit forecast from July, in 2020 real GDP is expected to fall by 6.1% and payroll employment by 7.9 million jobs; the unemployment rate peaked

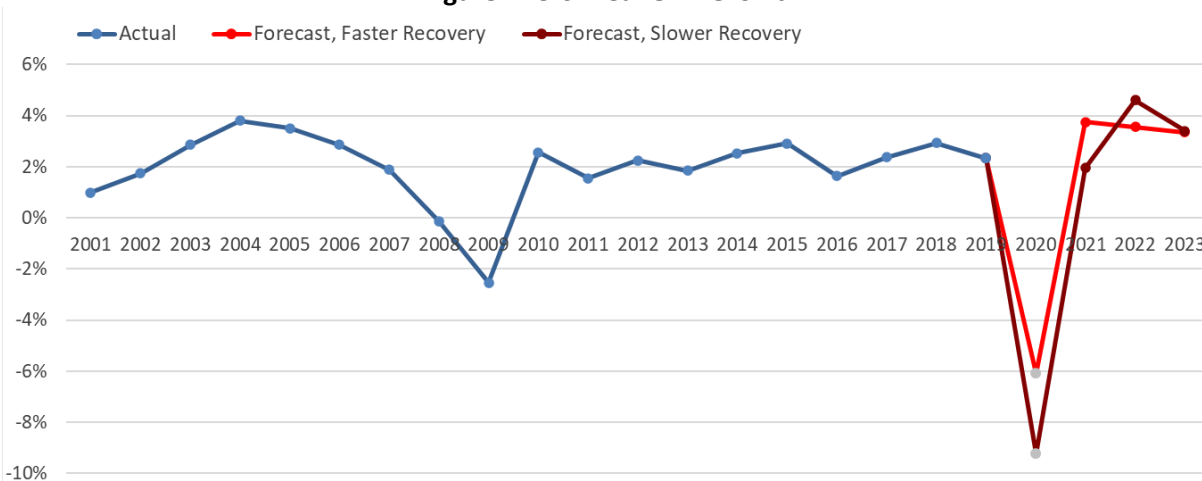
Revenue Overview

at 14.4% in April 2020. For comparison, in 2009 the real GDP declined by 2.5% and the economy lost 5.9 million jobs; the unemployment rate peaked at 10.6% in January 2010.

Recovery will take years. In the Wall Street Journal Economic Forecasting Survey of 63 economists from August, the median forecast predicts real GDP will reach its 2019 Q4 level in 2022 Q1. In a global survey of 606 CEOs, conducted in June 2020 by The Conference Board, just 11% of CEOs expected a fast V-shaped recovery, while 42% predicted a gradual U-shaped recovery, 32% an L-shaped recovery, and 16% a double-dip W-shaped recovery. And according to a Bank of America Global Fund Manager Survey from early August, just 17% of the 181 participants expected a V-shaped recovery, 31% anticipated a slower U-shaped recovery, and 37% of fund managers predicted a W-shaped recovery.

In response to the economic downturn, the Federal Reserve lowered its benchmark interest rate to 0% to 0.25% in March 2020 and returned to aggressive quantitative easing, increasing its balance sheet by more than \$3 trillion. The U.S. Congress has passed an enormous \$2.2 trillion economic stimulus Coronavirus Aid, Relief and Economic Security (CARES) Act authorizing cash payments, extra unemployment benefits, relief for businesses, support for the health care sector, and state and local government support.

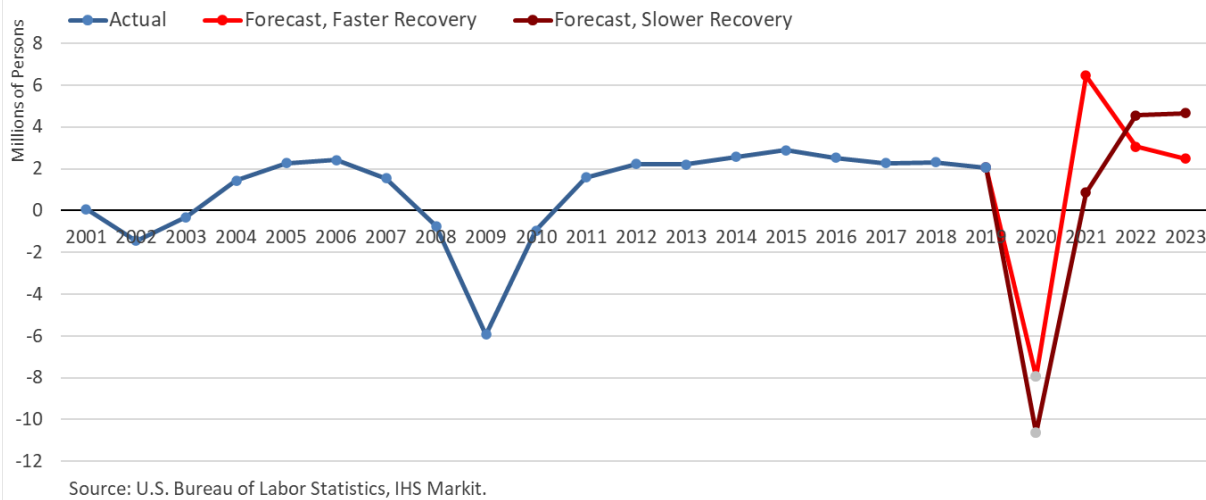
Figure 1. U.S. Real GDP Growth



Source: U.S. Bureau of Economic Analysis, IHS Markit.

Revenue Overview

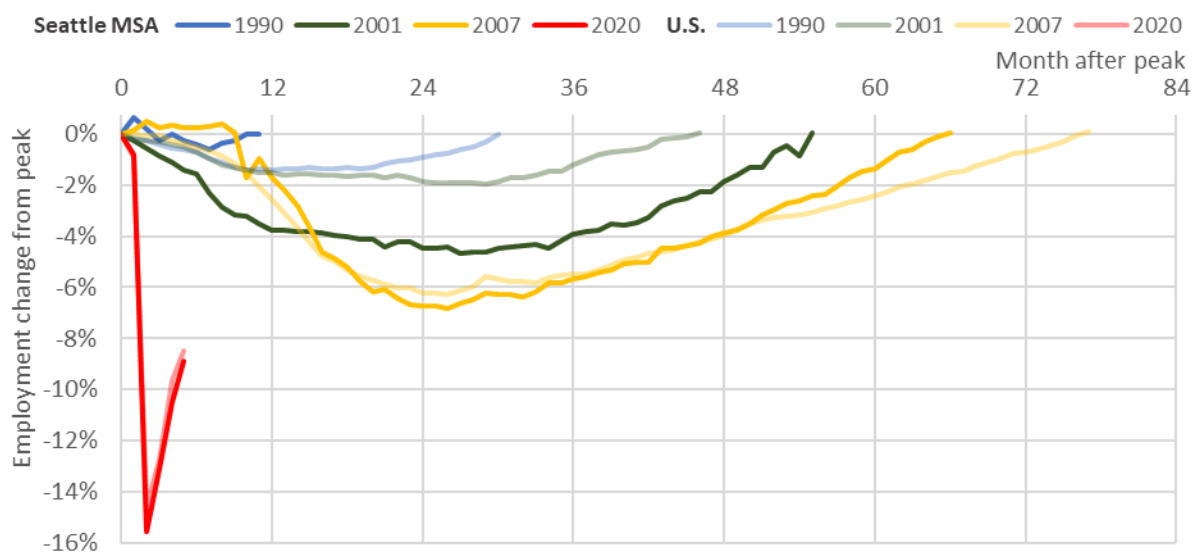
Figure 2. U.S. Total Nonfarm Payroll Employment



Seattle Metropolitan Area Economic Conditions and Outlook

Labor Market The regional economy has in the last decade considerably outperformed the U. S. economy in income and employment growth. In February 2020, the seasonally adjusted unemployment rate for the Seattle MSA was just 3.0%, compared to 3.8% for Washington and 3.5% for the U.S. As a result of the stay-at-home orders imposed in March and April, the unemployment rate increased rapidly nationwide and peaked in April 2020, reaching 16.1% in the Seattle MSA, 16.3% in Washington and 14.7% in the U.S. Since then, it has declined somewhat, but in July 2020 it was still highly elevated: 8.5% in the Seattle MSA, 10.3% in Washington and 10.2% in the U.S. The magnitude and the speed at which the job losses occurred is really unprecedented, as shown in Figure 3. Even though the situation improved in the last couple of months, job losses even now exceed the deepest point of the Great Recession.

Figure 3. Recession Job Losses in U.S. and Seattle MSA



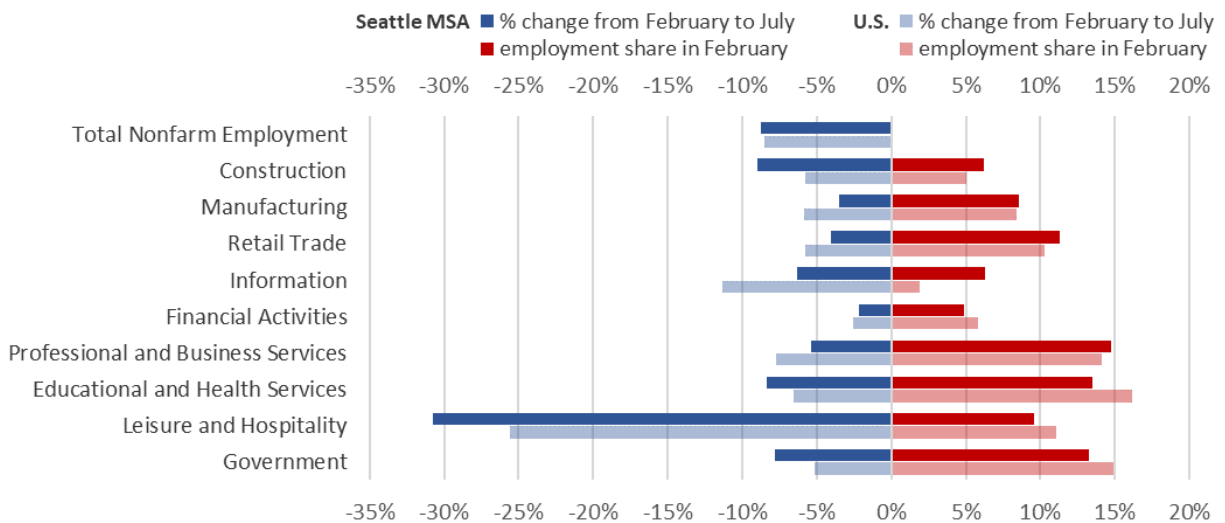
Although virtually all sectors in the Seattle region have seen employment increase in the decade after the Great Recession, the principal driver of growth has been high-technology business. Strong growth in the technology sector has spurred growth in professional and business services, as well as leisure and

Revenue Overview

hospitality services and health care. Employment growth at these businesses boosted the demand for office space and housing in the city, spurring a construction boom. Payroll employment in the Seattle MSA peaked in February 2020, reaching 2.075 million jobs.

Seattle recovered from both the 1990 and the 2007 recessions much earlier than the U.S. The 2001 recession, after the collapse of the dotcom bubble, hit the region harder and the recovery took much longer. So far, the path of overall employment recovery from the 2020 recession is very similar on the regional and national level. A closer look at the industry sectors in Figure 4 shows where the effects differ considerably. As of July 2020, regional employment in manufacturing, retail trade, information, financial, professional and business services remains deep below February peak levels. These sectors were in general affected much less and they accounted for almost half of the employment in the Seattle MSA, but only for a quarter of the employment decline. On the other hand, regional employment in construction and leisure and hospitality services declined significantly more and is also recovering slower than on the national level. Representing just 16% of total regional employment, the two sectors accounted for 40% of jobs lost and have not recovered yet.

Figure 4. Change in Employment by Industry in U.S. and Seattle MSA: February 2020 to July 2020

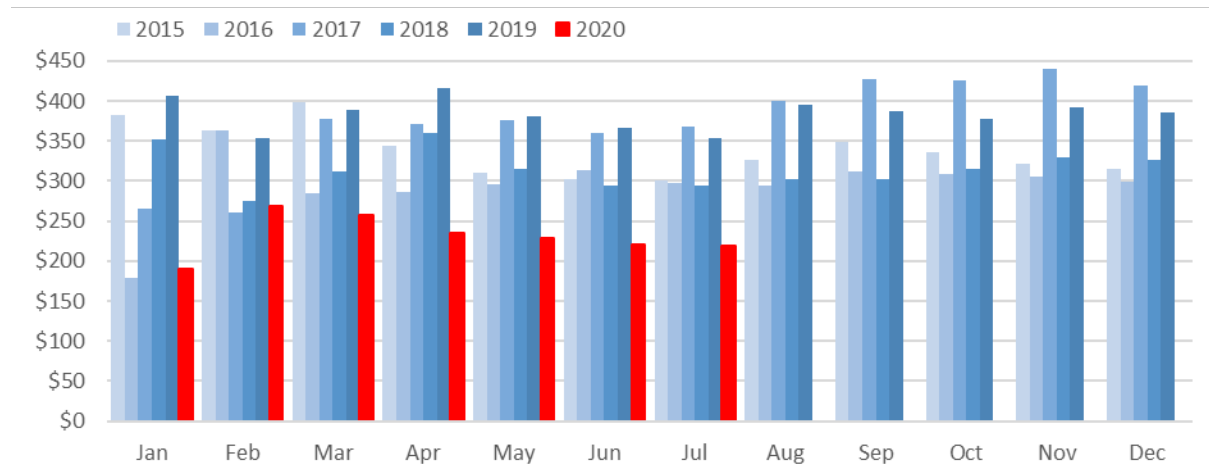


Construction activity is highly cyclical, with periods of strong growth often followed by steep downturns. Seattle experienced a prolonged construction boom in the last ten years. The value of building permits issued by Seattle Department of Construction & Inspections (DCI) increased from on average \$1.82 billion every year between 2000 and 2009 to on average \$3.33 billion every year between 2011 and 2019. As shown in Figure 5, investors appear to be taking a wait and see approach during the pandemic, resulting in a decline in the average monthly value of permits issued. This declined by 38% for the first seven months of 2020 compared to the same period last year, and by about 32% compared to the average for the first seven months of 2015 to 2019. For comparison, after the first seven months in 2009

Revenue Overview

and in 2010, the average monthly value of permits issued was down 27% and 33% year-over-year respectively.

Figure 5. Average Monthly Value of Building Permits Issued by Seattle city



Inflation The Great Recession pushed inflation into negative territory in 2009, the first time in 54 years that consumer prices had declined on an annual basis. During the subsequent recovery, inflation has remained subdued, with the U.S. Consumer Price Index for All Urban Consumers (CPI-U) averaging 1.8% per year over the period 2010-2019. Lower consumer demand due to the COVID-19 pandemic put significant downward pressure on prices, the U.S. CPI-U increased by just 1.0% during the 12-month period ending July 2020. Inflation is expected to recover in 2021 and average 2.1% in the next five years.

Local inflation tends to track national inflation because commodity prices and national economic conditions are key drivers of local prices. Seattle inflation has, however, been running higher in recent years due to the region's high housing price inflation. From 2011 to 2019, Seattle CPI-U has grown on average 2.2% each year, compared to 1.8% for the U.S. CPI-U. Average annual housing inflation for this period was 3.9% for Seattle and 2.3% for the U.S. This trend will very likely continue, since the pandemic has increased demand in the housing market, resulting in rising home prices. After a drop to 1.5% in 2020, Seattle area CPI-U inflation is expected to continue to track higher than national inflation and average 2.3% in the next few years.

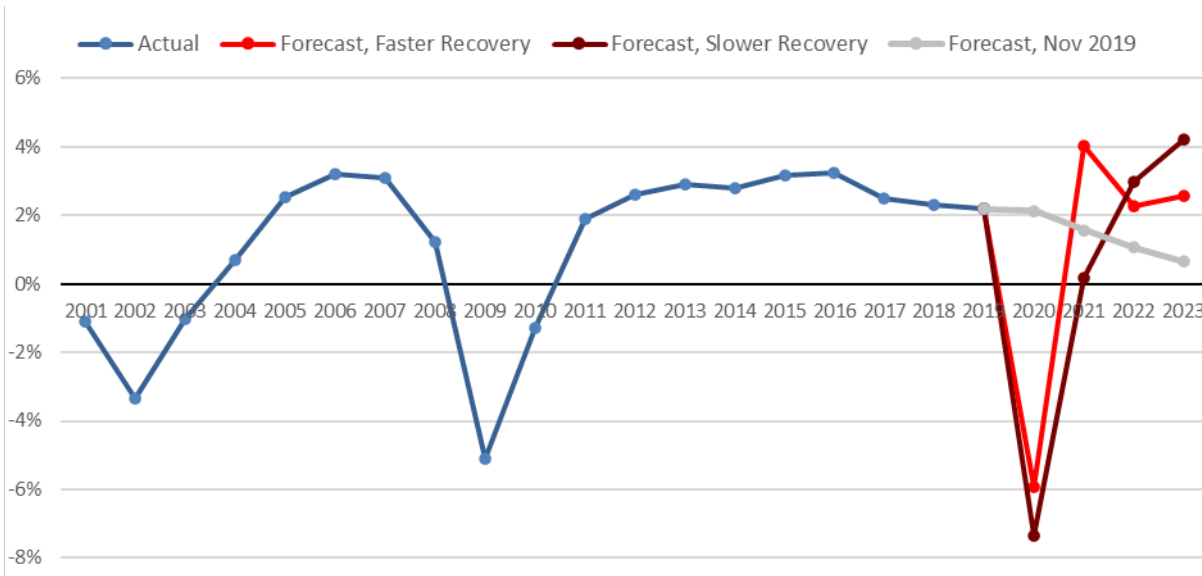
Regional Economic Outlook The regional economy and its labor force are well diversified, and with a large share of technology and e-commerce sector employment, the Seattle area has the potential for healthy employment growth once the current problems subside.

Based on the August CBO regional economic forecast, Seattle MD payroll employment is expected to decline in 2020 by 5.9% in the faster recovery scenario and 7.4% in the slower recovery scenario. The recovery will be gradual and take years: the 2019 Q4 peak is reached in the faster recovery scenario in

Revenue Overview

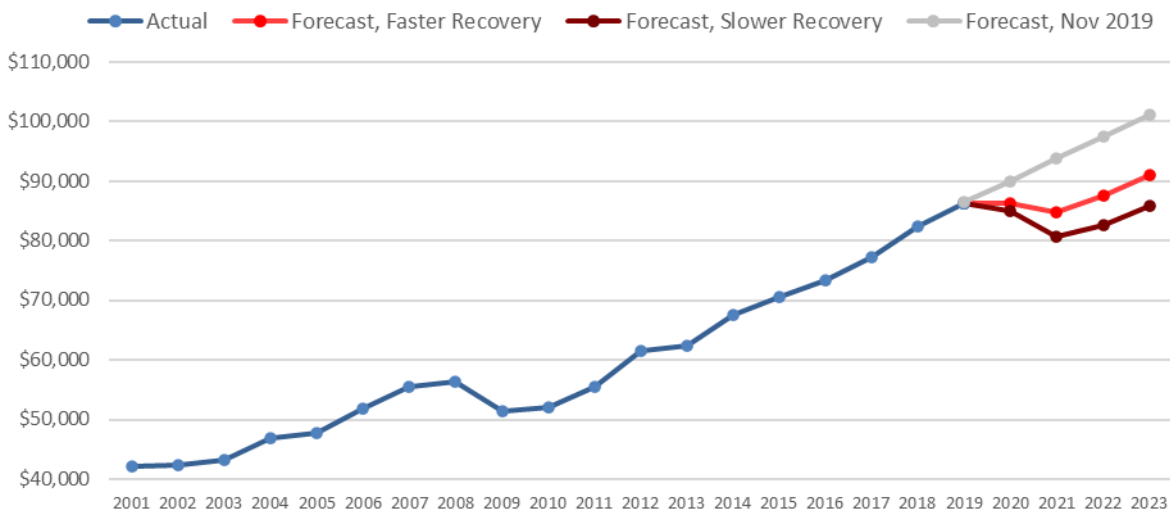
2022 Q4, and in the slower recovery scenario only in 2023 Q4. This would still be a quicker recovery than after the 2007 recession, when employment took five and half years to recover.

Figure 6. Payroll Employment Growth, Seattle MD



Personal income per capita is predicted to drop from its peak by 1.8% in the faster recovery scenario and by 6.9% in the slower recovery scenario before resuming growth in 2022.

Figure 7. Per Capita Personal Income, Seattle MD



There are several sources of uncertainty and downside risk for the local economy, both in the short- and long-run. Boeing is still struggling to get the 737 MAX approved to resume service after being grounded in March 2019. In addition, the collapse in demand for travel and canceled orders have led Boeing to consider whether to consolidate its two 787 assembly lines, in Washington and South Carolina, into a

Revenue Overview

single location. Closing the assembly line in Everett where Boeing employs 30,000 workers would have large negative consequences not just for the local aerospace industry, but the local economy as a whole.

Prosperity in the leisure and hospitality sector, local hotels and restaurants, is closely tied to tourism, conventions and cruises. The travel and hospitality industry is a major employer in the region, it is facing a slow recovery from the pandemic, and the long term effects are hard to foresee, given how much they depend on consumers' perception of how safe it is to engage in these activities.

The outlook for the construction sector depends largely on the extent to which employers shift to work from home and the resulting drop in demand for new office space. In addition, there are signs that the pandemic might increase demand for living in the suburbs rather than densely populated city cores, slowing down multifamily housing construction in city centers.

Finally, the payroll expense tax that the Seattle City Council passed in July will add to business costs, possibly slow down the employment recovery, and make Seattle less attractive relative to other cities in the region. Amazon has recently revealed a plan to accommodate 25,000 employees in Bellevue in the next few years, up from 15,000 announced in February. The company said there are no new projects planned for Seattle. This follows the company's decision to sublease rather than occupy the Rainier Square Tower and might suggest an Eastside shift over the next several years. If a regional payroll tax is adopted at a level comparable to the one in JumpStart Seattle, labor demand and job growth will very likely be negatively affected in the whole region.

Revenue Overview

City Revenue

The following sections describe forecasts for revenue supporting the City's primary operating fund, the General Fund, its primary capital funds – the Cumulative Reserve Funds, and two select other funds – the Sweetened Beverage Tax Fund and the Short-Term Rental Tax Fund.

General Fund Revenue Forecast

Expenses paid from the General Fund are supported primarily by taxes. As Figure 8 illustrates, the most significant revenue source is the property tax.

Figure 8. 2021 Proposed General Fund Revenue Forecast by Source - \$1,496.3 Million

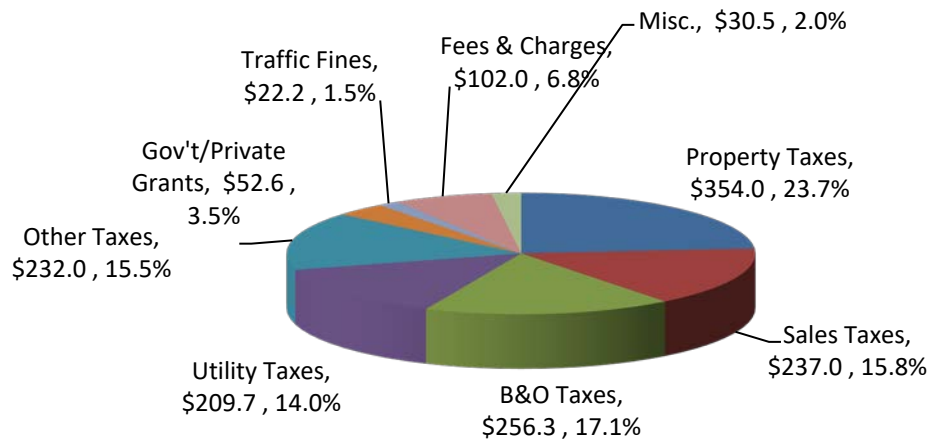
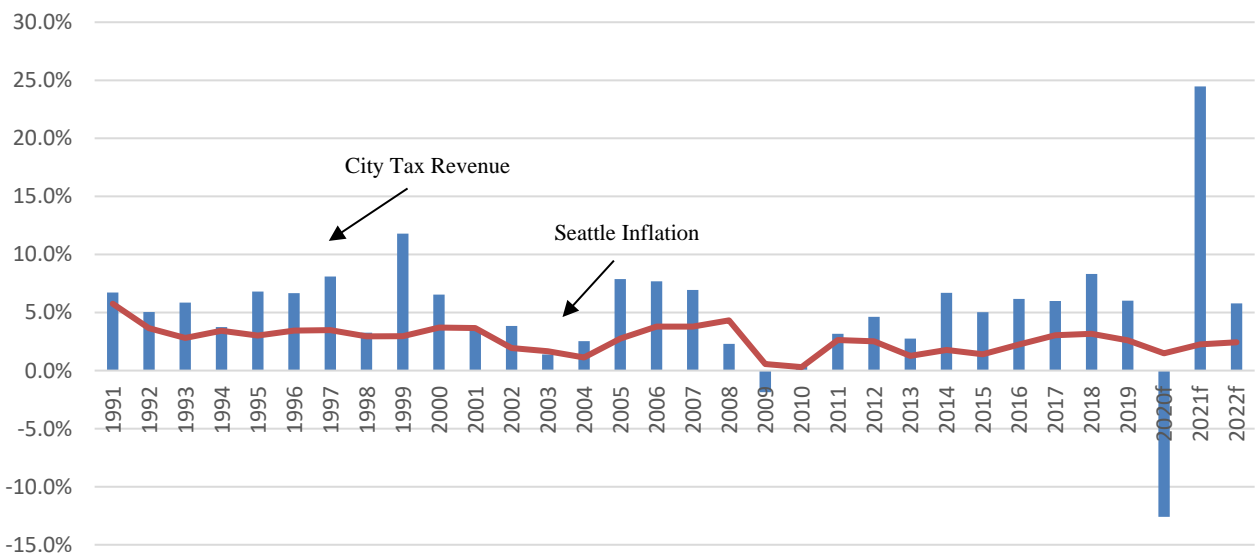


Figure 9 illustrates tax revenue growth compared to inflation. 2021 includes the new Payroll tax.

Figure 9. City of Seattle Tax Revenue Growth, 1991-2022



Revenue Overview

Figure 10. General Fund Revenue, 2019 – 2022*
(in thousands of dollars)

Account Code	Revenue	2019 Actuals	2020 Adopted	2020 Revised	2021 Proposed	2022 Proposed
310000	Payroll Tax	-	-	-	214,284	233,911
311010	Property Tax	268,168	277,985	274,740	285,750	297,472
311010	Property Tax-Medic One Levy	52,568	67,100	66,154	68,291	61,978
313010	Retail Sales Tax	268,955	274,740	212,930	218,371	236,338
313030	Use Tax - Brokered Natural Gas	1,502	1,358	1,148	1,296	1,434
313040	Retail Sales Tax - Criminal Justice	23,006	24,103	18,173	18,637	20,170
316010	Business & Occupation Tax (100%)	302,682	296,939	243,788	256,339	275,288
316020	Admission Tax	11,384	11,691	1,284	5,457	-
316070	Utilities Business Tax - Natural Gas (100%)	10,551	11,310	9,392	9,855	10,595
316080	Utilities Business Tax - Solid Waste (100%)	1,907	1,800	1,500	1,500	1,500
316100	Utilities Business Tax - Cable Television (100%)	15,203	14,739	13,900	13,232	12,588
316110	Utilities Business Tax - Telephone (100%)	16,663	18,419	15,571	15,393	14,136
316120	Utilities Business Tax - Steam (100%)	1,307	1,281	1,118	1,160	1,263
316180	Tonnage Tax (100%)	6,426	6,634	5,732	5,983	6,481
317040	Leasehold Excise Tax	6,091	5,500	5,055	5,106	5,361
317060	Gambling Tax	427	475	210	260	320
317090	Short-term Rental Tax	6,845	-	-	-	-
318100	Sweetened Beverage Tax	24,119	-	-	-	-
318210	Heating Oil Tax	-	-	-	800	1,500
318310	Transportation Network Company Tax	-	8,877	-	5,022	11,491
335030	Pleasure Boat Tax	142	125	100	125	125
	Total External Taxes	1,017,947	1,023,075	870,795	1,126,860	1,191,952

* In the past, 10% of certain tax and fee revenues were shown as revenue to the Parks and Recreation Fund and 90% as General Fund. As of 2009, 100% of these revenues (depicted as "100%" in the table) are deposited into the General Fund. General Fund support to the Department of Parks and Recreation is well above the value of 10% of these revenues.

Revenue Overview

Account Code	Revenue	2019 Actuals	2020 Adopted	2020 Revised	2021 Proposed	2022 Proposed
316130	Utilities Business Tax - City Light (100%)	57,310	61,150	55,900	53,616	59,744
316140	Utilities Business Tax - City Water (100%)	34,468	34,936	33,494	32,792	36,555
316150	Utilities Business Tax - Drainage/Waste Water (100%)	53,170	55,420	55,694	59,797	63,459
316160	Utilities Business Tax - City SWU (100%)	22,031	21,502	19,771	21,020	23,408
	Total Interfund Taxes	166,979	173,008	164,859	167,224	183,166
321010	Professional & Occupational Licenses (100%)	7,296	5,384	3,474	4,264	5,350
321100	Business License Fees (100%)	17,821	18,599	14,351	15,090	16,205
321900	Marijuana License Fees	452	548	379	95	95
322030	Fire Permits & Fees	7,571	7,369	6,110	6,055	6,857
322040	Street Use Permits	1,227	1,721	1,597	1,694	1,933
322170	Vehicle Overload Permits	219	260	195	225	240
322200	Other Licenses, Permits & Fees	866	1,132	2,173	1,505	2,383
322260	Meter Hood Service	2,735	4,500	3,825	3,600	4,275
322900	Other Non Business Licenses	1,213	1,299	738	605	605
	Total Licenses	39,400	40,812	32,841	33,132	37,944
331110	Federal Grants - Other	8,873	1,959	5,059	5,759	4,759
331110	Federal Grants - CDBG	-	1,794	830	1,080	650
333000	Federal Indirect Grants - Other	2,065	1,012	2,040	2,377	2,377
334010	State Grants - Other	4,635	4,450	4,339	4,123	4,123
	Total Federal and State Grants	15,573	9,214	12,268	13,340	11,910
335010	Marijuana Excise Tax	1,410	1,500	1,350	1,350	1,350
335060	Trial Court Improvement Account	152	165	150	150	150
335070	Criminal Justice Assistance	4,085	3,715	4,100	4,100	4,100
335140	Liquor Excise Tax	4,082	3,750	2,500	4,000	4,000

Revenue Overview

Account Code	Revenue	2019 Actuals	2020 Adopted	2020 Revised	2021 Proposed	2022 Proposed
335150	Liquor Board Profits	5,954	5,950	5,000	5,950	5,950
	Total State Entitlements/Impact Programs	15,682	15,080	13,100	15,550	15,550
337010	Interlocal Agreement	452	-	-	143	-
341060	Copy Charges	72	55	52	60	60
341180	Legal Services	1,675	1,434	1,434	1,700	1,708
341190	Automated Fingerprint Information System (AFIS)	3,865	3,926	3,865	3,926	3,926
341190	Fire Special Events Services	1,872	1,530	650	879	1,450
341190	Personnel Services	-	928	-	1,120	1,118
341220	Animal Shelter Licenses & Fees	2,322	2,532	1,851	1,896	1,991
341220	Other Service Charges - General Government	2,273	766	946	1,327	1,384
341220	Vehicle Towing Revenues	881	650	600	650	650
342010	Law Enforcement Services	12,668	7,201	4,131	9,287	9,466
342050	Adult Probation and Parole (100%)	233	300	160	220	270
342120	E-911 Reimbursements & Cellular Tax Revenue	2,822	3,531	2,797	2,377	2,377
342160	Emergency Alarm Fees	1,743	100	-	935	935
	Total External Service Charges	30,878	22,954	16,486	24,520	25,336
342040	Court Fines (100%)	29,323	27,127	15,931	22,244	24,932
350080	Municipal Court Cost Recoveries (100%)	430	300	179	266	300
	Total Court Fines	29,752	27,427	16,110	22,510	25,232
360010	Interest on Investments	3,652	6,765	3,750	2,125	2,110
360130	Other Interest Earnings	984	450	375	375	375
360290	Parking Meters	38,298	38,578	10,434	23,510	33,777
360900	Other Miscellaneous Revenue	20,527	69,338	68,671	1,190	1,190
	Total Miscellaneous Revenues	63,461	115,131	83,230	27,199	37,452

Revenue Overview

Account Code	Revenue	2019 Actuals	2020 Adopted	2020 Revised	2021 Proposed	2022 Proposed
341900	Interfund Revenue to City Budget Office	1,989	1,874	1,874	1,701	1,701
341900	Interfund Revenue to HR	17,656	22,304	22,304	18,979	19,785
341900	Miscellaneous Interfund Revenue	24,306	23,878	24,101	23,563	23,564
	Total Interfund Charges	43,951	48,055	48,278	44,243	45,050
341900	Transfer from - Utilities for Council Oversight	541	600	185	778	778
397010	Transfer from - Other Fund	17,125	6,961	3,656	21,020	-
	Total Operating Transfers	17,666	7,561	3,841	21,798	778
	Total General Fund	1,441,289	1,482,317	1,261,808	1,496,377	1,574,368

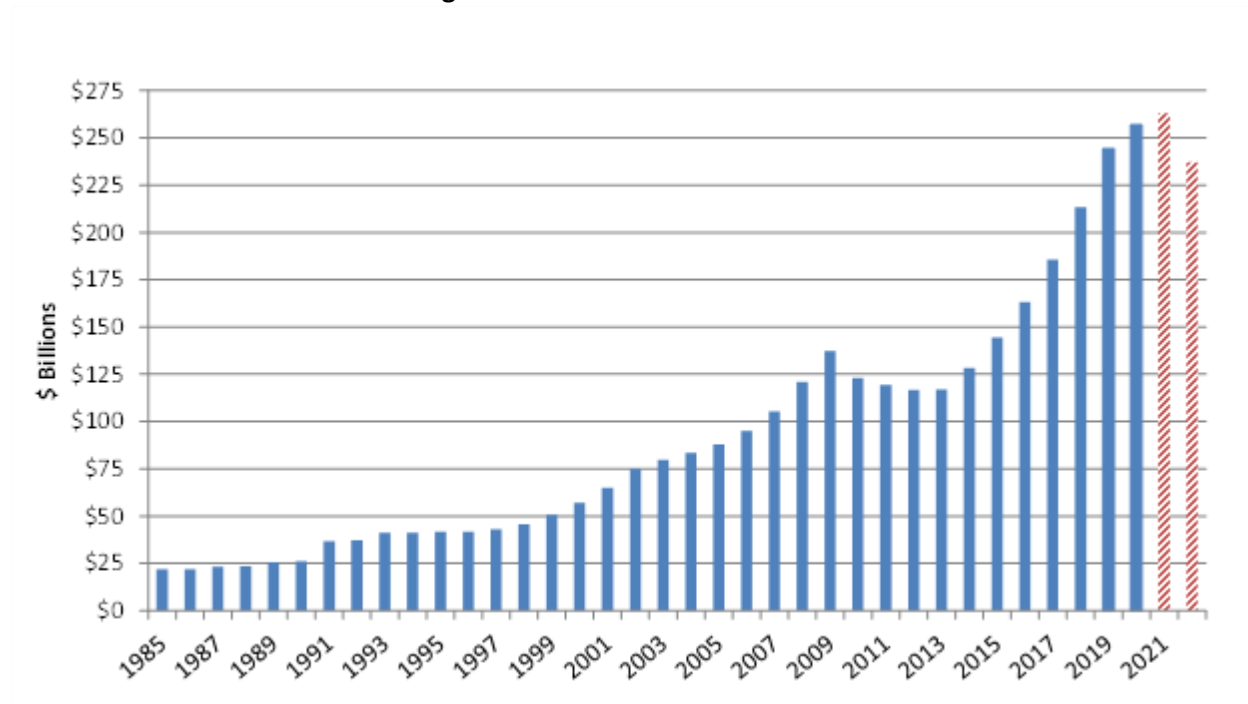
Revenue Overview

Property Tax

Property tax is levied primarily on real property owned by individuals and businesses. Real property consists of land and permanent structures, such as houses, offices, and other buildings. In addition, property tax is levied on various types of personal property, primarily business machinery and equipment. Under Washington State law, property taxes are levied by governmental jurisdictions in accordance with annual growth and total rate limitations.

Assessed Value (AV) -- Seattle AV growth for the 2020 tax collection year slowed significantly from 14.53% in 2019 to 4.97% in 2020. Growth is expected to slow even further to 2.39% and -9.89% respectively for 2021 and 2022 tax collection years. These decreases in AV will lead to increases in the tax rates and decreases in the amount of revenue the City will receive from the Medic 1/Emergency Medical Services levy (see below).

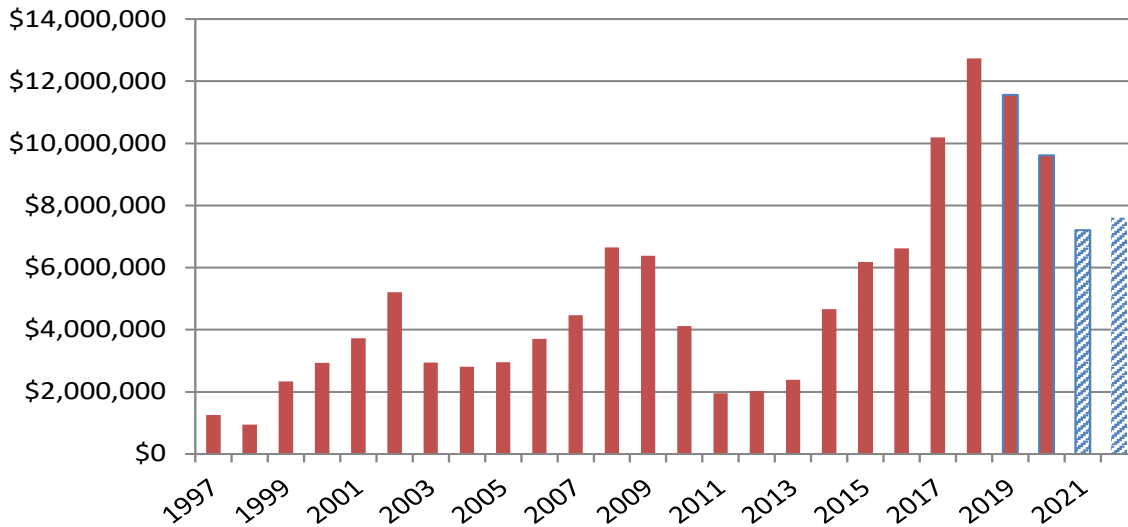
Figure 11. Seattle Total Assessed Value



New Construction -- In addition to the allowed annual maximum 1% levy growth, state law permits the City to increase its regular levy in the current year by an amount equivalent to the previous year's tax rate times the value of property constructed or remodeled within the last year, as determined by the assessor. The City is receiving \$9.6 million in additional levy revenues from new construction in 2020 based on \$4.66 billion in new construction added to the tax roll. The 2021 Proposed Budget assumes a decrease in new construction value to \$3.39 billion in 2021. These new construction volumes are projected to generate \$7.2 million in 2021 revenue.

Revenue Overview

Figure 12. Seattle New Construction Property Tax Revenue



The 2021 Proposed Budget assumes 1% growth plus new construction. The forecast for the 2021 Proposed Budget's General Fund (General Purpose) portion of the City's property tax is a downwardly revised \$274.7 million in 2020 and \$285.7 million in 2021. Additionally, the City is levying approximately \$264.7 million for voter-approved lid lifts in 2020, and \$268.1 million in 2021. All levy lid lift proceeds are accounted for in other funds than the City's General Fund. Finally, the City is levying \$22.7 million in 2020 and 2021 to pay debt service on voter-approved bond measures.

Seattle Parks District. In August 2014, voters approved creation of a Metropolitan Park District (MPD). Pursuant to RCW 35.61, the MPD is a legally separate taxing jurisdiction from the City of Seattle, whose property tax levy authority of \$0.75 per \$1,000 assessed value is outside of the City's statutory rate limit of \$3.60 per \$1,000 assessed value and whose revenues will not be accounted for in the City's General Fund. The MPD, per its 6-year spending plan (2015-2020), is levying approximately \$53.3 million in 2020 and \$54.6 million in 2021, the first year under its second 6-year plan (2021-2026).

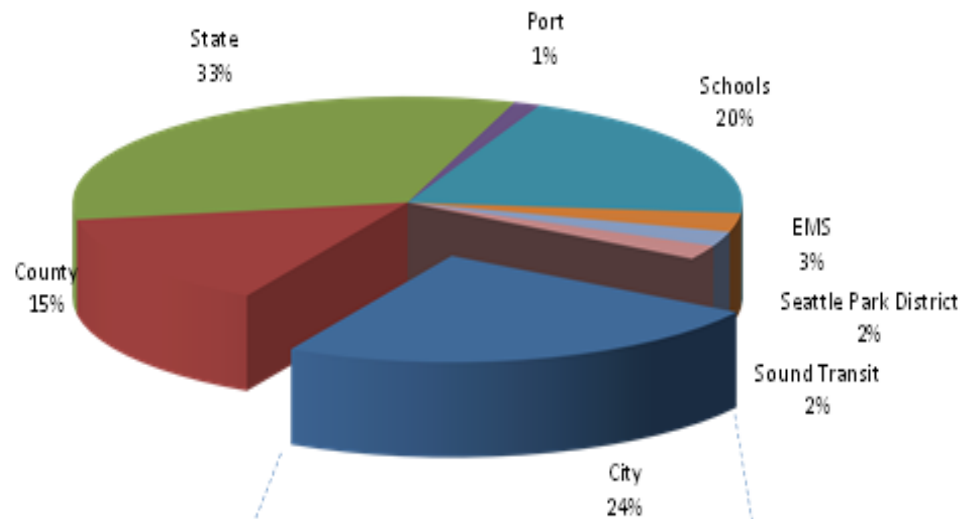
Medic 1/Emergency Medical Services. Voters in November 2019 approved a 6-year (2020-2025 collection years) renewal of the Medic 1/EMS levy at \$0.265 per \$1,000 of AV. Seattle's share of this revenue is based on Seattle's assessed value multiplied by the County rate. These revenues are recorded in the General Fund and expended by the Seattle Fire Department. This generates a revised \$66.1 million in 2020 and \$68.3 million in revenue in 2021.

Figure 13 shows the different jurisdictions whose rates make up the total property tax rate imposed on Seattle property owners, as well as the components of the City's 2020 property tax.

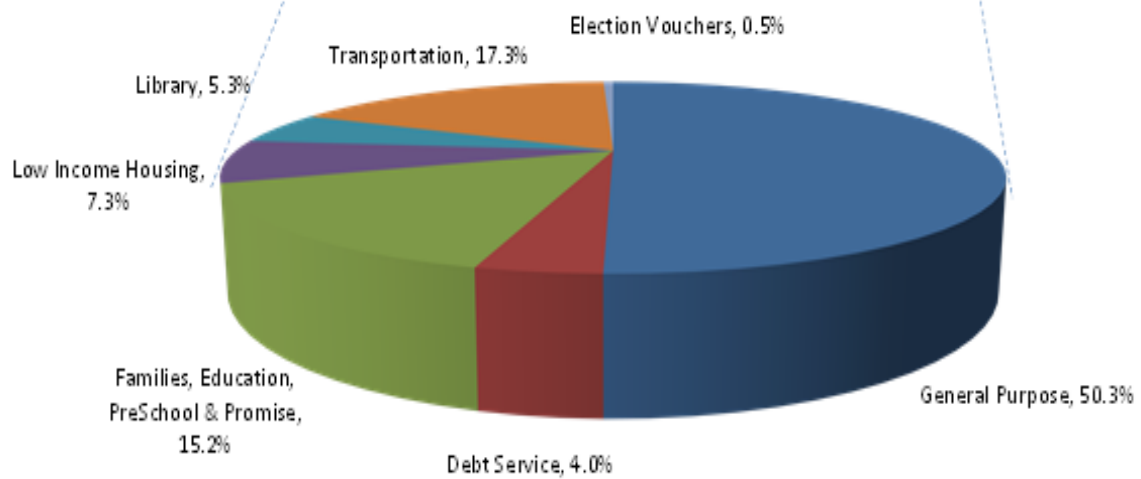
Revenue Overview

Figure 13.

Components of Total Property Tax Levy for 2020
(tax rate = \$9.23 per \$1,000 assessed value)



Components of City's Property Tax Levy for 2020
(tax rate = \$2.22 per \$1,000 assessed value)



Revenue Overview

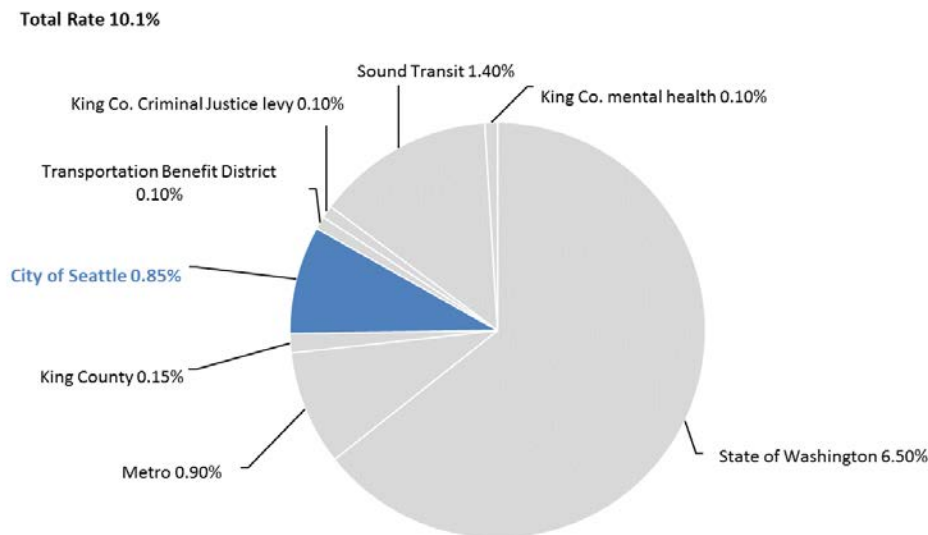
Retail Sales and Use Tax

The retail sales and use tax (sales tax) is imposed on the sale of most goods and certain services in Seattle. The tax is collected from consumers by businesses which, in turn, remit the tax revenue to the state. The state sends the City its share of the collections each month.

The current sales tax rate in Seattle is 10.1%. The rate was increased to 10.1% on April 1, 2017 by the addition of a voted increase of 0.5% for the Regional Transit Authority (Sound Transit). This followed an increase from 9.5% to 9.6% on April 1, 2015, when a 0.1% sales tax levy for the Seattle Transportation Benefit District was added. Seattle voters approved that increase in November 2014.

The basic sales tax rate of 10.1% is a composite of separate rates for several jurisdictions as shown in Figure 14. The City of Seattle's portion of the overall rate is 0.85%. In addition, Seattle receives a share of the revenue collected by the 0.1% King County Criminal Justice Levy. Revenue collected by the Seattle Transportation Benefit District is used to make transportation improvements in Seattle.

Figure 14. Sales and Use Tax Rates in Seattle, 2019



Sales tax revenue has grown and contracted with the local economy's ups and downs. Of the City's four major taxes, the sales tax is the most volatile because it is the most sensitive to changing economic conditions. Over half of sales tax revenue comes from retail trade and construction activity, which are very sensitive to changing economic conditions.

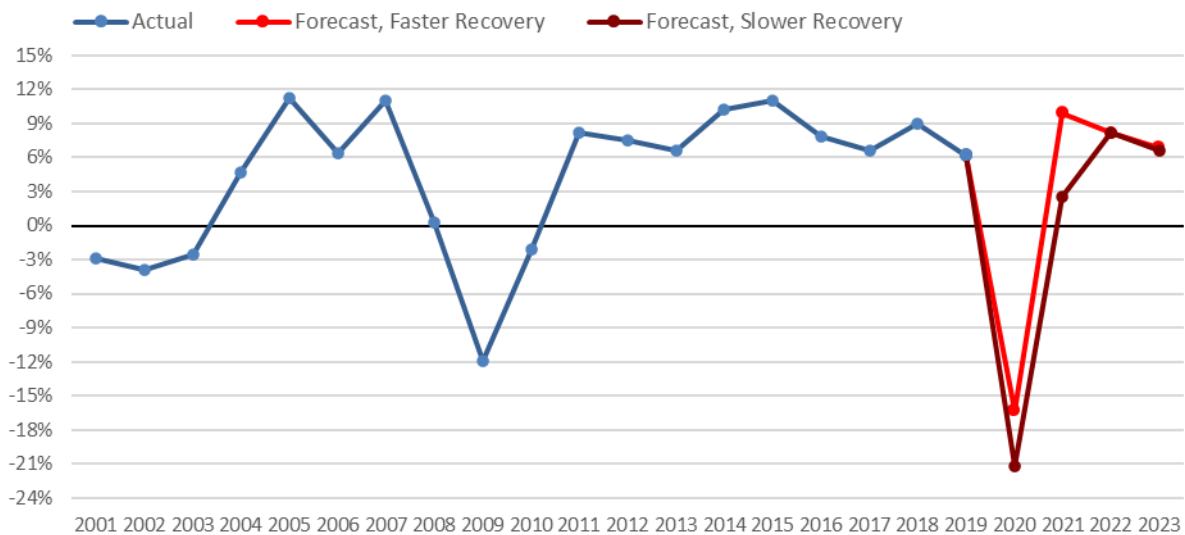
Seattle's sales tax base grew rapidly in the late 1990s, driven by a strong national economy, expansion at Boeing in 1996-1997, and the stock market and technology booms. The recession that followed the bursting of the stock market bubble and the September 11, 2001 terrorist attacks ushered in three successive years of declining revenue. This was followed by four years of healthy growth, 2004–2007, led by a surge in construction activity. That expansion ended in 2008 with the onset of the Great Recession, which caused the largest contraction in the sales tax base in more than 40 years. In a period of five quarters beginning with the third quarter 2008, the sales tax base shrunk by 18.2%. The decline was led by a steep drop in construction along with falling sales in almost every industry.

Revenue Overview

After hitting bottom in 2010, Seattle's sales tax base has rebounded strongly, with construction leading the way. Other fast-growing industries include motor vehicle and parts retailing, e-commerce retailing, professional, scientific and technical services, accommodation, and food services. Over the 2011-2018 period sales tax revenue increased on average at an average rate of 8.4% per year.

Sales tax revenue has declined by 15.0% in the first six months of 2020 compared to the same period in the previous year. The biggest decline took place in tax revenue from leisure and hospitality services which fell by 54.6%. The construction sector declined by 13.4% and the trade services sector only by 1.5%, thanks to online sales. Revenue from the rest of the services was lower by 10.1%. The second half of 2020 should see a gradual improvement, but sales tax revenue for the whole year 2020 is still expected to be 16.3% lower year-over-year in the faster recovery scenario and 21.2% in the slower recovery scenario (see Figure 15).

Figure 15. Annual Growth of Retail Sales Tax Revenue



Business and Occupation Tax

Seattle's principal business tax is the business and occupation (B&O) tax, which is levied on the gross receipts of most business activity that takes place in the city. The B&O tax has a small business threshold of \$100,000, which means businesses with taxable gross receipts below \$100,000 are exempt from the tax. Between January 1, 2008 and January 1, 2016, the City's B&O tax also included a square footage tax that was complementary to the gross receipts tax. The square footage tax was implemented to offset an expected revenue loss from state mandated changes in the allocation and apportionment of B&O income. Included in B&O tax revenue are tax refunds, audit payments, and penalty and interest payments for past-due tax obligations.

The City levies the gross receipts tax at different rates on different types of business activity, as indicated in Figure 16. Most types of business activity, including manufacturing, retailing, wholesaling, and printing and publishing, are subject to a tax of 0.222% on taxable gross receipts. Services and transporting freight for hire are taxed at a rate of 0.427%. In 2017 and 2018, the City increased B&O tax rates to the maximum allowed under state law. The increase took place in two steps, a roughly two percent increase on January 1, 2017 and an increase of approximately one percent on January 1, 2018. In addition, the special 0.15% rate for international investment management services was eliminated on January 1, 2017.

Revenue Overview

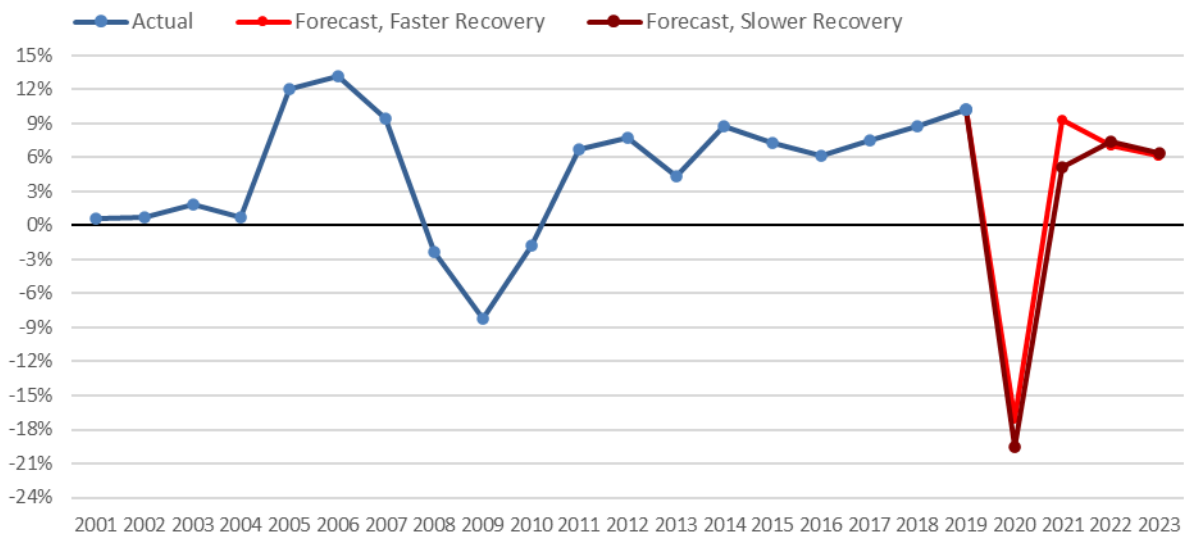
Figure 16. Seattle Business and Occupation Tax Rates, 2016 – 2020

	2016	2017	2018-present
Wholesaling, Retail Sales and Services	0.215%	0.219%	0.222%
Manufacturing, extracting	0.215%	0.219%	0.222%
Printing, publishing	0.215%	0.219%	0.222%
Service, other	0.415%	0.423%	0.427%
International investment management	0.150%	NA	NA

Other things being equal, the B&O tax base is more stable than the retail sales tax base. The B&O base is broader than the sales tax base, which does not cover most services. In addition, the B&O tax is less reliant than the sales tax on the relatively volatile construction and retail trade sectors, and it is more dependent upon the relatively stable service sector.

B&O revenue growth has mirrored the growth of the local economy. B&O receipts have fluctuated with the economy's ups-and-downs, rising rapidly during the late-1990s stock market and dot-com boom and the housing bubble of the mid-2000s, going flat from 2001–2004 during the previous decade's first recession, and falling sharply during the Great Recession (see Figure 17). During the Great Recession the B&O tax base lost 16.8% of its value between first quarter 2008 and second quarter 2010.

Figure 17. Annual Growth of B&O Tax Revenue



B&O tax revenue has grown at a healthy pace during the recovery from the Great Recession. Over the 2011-2018 period, revenue increased on average at a 7.2% annual rate. Growth was weak in 2013 because of a drop in the revenue from audit activity and an increase in refund payments, not because of a weakening of tax base growth. Industries growing rapidly during the recovery have been construction, information, real estate, management of companies and enterprises, food services, and accommodation.

The B&O revenue payments for the first two quarters of 2020 are 12.8% lower than in the same period last year. Tax revenue for the whole year 2020 it is expected to decrease by 17.1% in the faster recovery

Revenue Overview

scenario and 19.5% in the slower recovery scenario. A one-time drop in revenue is expected in 2020 as a result of HB 1059, which changes the due date for annual payments from January 31 to April 15 beginning with 2020 obligations. Since January and February payments are accrued to 2020, but April and May payments are accrued to 2021, this delay in due date lowers the forecasted growth rate for the 2020 B&O tax revenue by roughly 1.5%.

Utility Business Tax - Private Utilities

The City levies a tax on the gross income derived from sales of utility services by privately owned utilities within Seattle. These services include telephone, steam, cable communications, natural gas, and refuse collection for businesses.

Natural gas prices remain low. The City levies a 6% utility business tax on gross sales of natural gas and on sales of steam which has natural gas as an energy source. The bulk of revenue from the natural gas tax is received from Puget Sound Energy (PSE). PSE's natural gas rates are approved by the Washington Utilities and Transportation Commission (WUTC). Another tax is levied on consumers of gas delivered by private brokers. It is also assessed at 6% on gross sales. Spot prices, those paid for delivery in the following month, continue to be low. Temperatures play a key role in gas related revenues and are inversely related to natural gas usage and subsequent tax receipts.

Telecommunications tax revenues continue to decline. The utility business tax is levied on the gross income of telecommunication firms at a rate of 6%. Revenue from traditional land-line services has been on a steady decline. This was counteracted by the increasing prevalence of mobile/wireless phones. While new smartphone users have added to the wireless tax revenue base, the increased use of data and internet services which are not taxable have caused declines in the revenue streams.

As more and more wireless phone users are using the devices for data transmission instead of voice or text applications, and telecom companies change their rate plans to respond to this consumer behavior, the City may continue to see tax revenue declines. Some recent court decisions have altered what types of wireless phone calls the City can tax; the City may no longer assess a tax on interstate and international phone calls. There are continued pressures on this revenue stream.

Cutting the cord is affecting Cable Tax revenues. The City has franchise agreements with cable television companies operating in Seattle. Under the current agreements, the City levies a 10% utility tax on the gross subscriber revenues of cable TV operators, which accounts for about 90% of the operators' total revenue. The City also collects B&O taxes on miscellaneous revenues not subject to the utility tax. The imposition of a 4.4% franchise fee makes funds available for cable-related public access purposes. This franchise fee is deposited into the City's Cable Television Franchise Fund. Cable revenues have been declining year over year for some time. Increased competition from satellite and streaming services appear to be taking customers away from traditional cable providers. That is expected to continue and will be a drag on revenues.

Utility Business Tax - Public Utilities

The City levies a tax on most revenue from retail sales collected by City-owned utilities (Seattle City Light and Seattle Public Utilities). Tax rates range from a State-capped 6% on City Light up to a current 15.54% on the City Water utility. The COVID-induced recession is having a small impact on commercial revenues for the utilities, while residential usage is resilient.

Revenue Overview

Other Notable Taxes

Admission Tax. The City imposes a 5% tax on admission charges to most Seattle entertainment events, the maximum allowed by state statute. This revenue source is highly sensitive to swings in attendance at athletic events. It is also dependent on economic conditions, as people's ability and desire to spend money on entertainment is influenced by the general prosperity in the region. The recession has almost completely wiped out admissions tax revenues since March of 2020. The forecast is for a slow recovery in 2021. Beginning in 2022, all admissions tax revenues will be receipted into the Arts & Culture Fund. The Office of Arts and Culture section of this document provides further detail on the office's use of Arts Account revenue from the admission tax and the implementation of this change.

New Heating Oil Tax delayed. Effective September 1, 2020, Council imposed a \$0.236 per gallon tax on heating oil service providers for every gallon of heating oil sold and delivered within Seattle. Council has delayed implementation until July of 2021. This tax is estimated to generate \$800,000 in 2021. The revenues primarily support low-income household oil furnace conversion programs administered by the Office of Sustainability and Environment.

New Transportation Network Company Tax. In November 2019, Council approved a tax on transportation network companies (TNC), such as Uber and Lyft, effective July 1, 2020. The tax of \$0.57 per trip is owed for all rides originating in Seattle by TNC's with more than 1 million rides per calendar quarter. Council has reduced the ride threshold to 200,000 rides per quarter effective in October 2020. The first proceeds are not expected until the first quarter of 2021. This tax is estimated to raise \$5.0 million in 2021.

Licenses and Permits

The City requires individuals and companies conducting business in Seattle to obtain a City business license. In addition, some business activities, such as taxi cabs and security systems, require additional licenses referred to as professional and occupational licenses. The City also assesses fees for public-safety purposes and charges a variety of fees for the use of public facilities and rights-of-way.

In 2005 the City instituted a two-tier business license fee structure. The cost of a license, which had been \$80 per year for all businesses, was raised to \$90 for businesses with worldwide revenues of more than \$20,000 per year and lowered to \$45 for businesses with worldwide revenues less than \$20,000 per year. The City increased the fees for 2015 license renewals to \$110 and \$55, respectively. To provide funding for additional police officers, new business license fee structure took effect for 2017 licenses. Fees increased for businesses that have a taxable income (reported for B&O tax purposes) greater than \$500,000. Fees for all other businesses remain at 2016 levels until 2020. Fee increases were being phased in over a three-year period, 2017–2019, and will increase with inflation annually thereafter.

Figure 18. Business License Fee Schedule, 2016 – 2021

Taxable income	2016*	2017	2018	2019	2020	2021
Less than \$20,000	\$55	\$55	\$55	\$55	\$56	\$56
\$20,000 - \$500,000	\$110	\$110	\$110	\$110	\$113	\$114
\$500,000 - \$2 mil.	\$110	\$480	\$480	\$500	\$511	\$515
\$2 mil. - \$5 mil.	\$110	\$1,000	\$1,000	\$1,200	\$1,227	\$1,238
More than \$5 mil.	\$110	\$1,000	\$2,000	\$2,400	\$2,455	\$2,476

Revenue Overview

*2016 fee is based on worldwide gross income, not taxable income.

Parking Meters/Traffic Permits

As part of the overall response to the Corona virus, the City suspended on-street parking rates as of April 4, 2020. On July 13 the system was restarted with rates set at \$0.50 per hour and are anticipated to increase gradually at intervals as occupancy levels increase with the recovery into 2021. Overall 2020 revenue losses, relative to the 2020 Adopted Budget are anticipated to be on the order of 70%, or about \$28 million. In addition to expectations for rate growth by neighborhood, forecasts for 2021 are also trying to anticipate the loss or additions of paid parking spaces as the Department of Transportation attempts to respond to changing demands on city streets and curb space.

Street Use and Traffic Permits. Traffic-related permit fees, such as meter hood service, commercial vehicle load zone, truck overload, gross weight and other permits are projected to generate revenues of approximately \$5.6 million in 2020 and \$5.5 million in 2021. These are revised down from approximately \$6.5 million in the 2020 Adopted Budget.

Court Fines

Typically, between 50% and 60% of court fine revenues collected by the Seattle Municipal Court are from parking citations written by Seattle Police Department parking enforcement (PEOs) and traffic officers. Fines from photo enforcement in selected intersections and school zones now comprise approximately 35-45% of revenues and 5-10% comes from traffic and other non-parking related citations.

Total 2020 General Fund fines revenues are expected to decrease in the 2021 Proposed Budget to \$15.6 million from \$27.1 million in the 2020 Adopted Budget. 2021 revenues are projected to increase to \$22.4 million. Of this total, Red light camera enforcement revenues (i.e., non-school zone cameras) are anticipated to be \$3.3 million in 2020 and \$3.6 million in 2021. These amounts are fully recognized in the General Fund. In 2021, per the City Council's action for 2018-20 to suspend the prior requirement of transferring 20% of red-light camera revenues to the School Safety Traffic and Pedestrian Improvement (SSTPI) Fund, an estimated \$700,000 is transferred to the SSTPI Fund, bringing the total Red Light Camera revenues to approximately \$4.3 million. Non-camera fine revenues are projected at approximately \$18.8 million in 2021, which is down from 2019 actual receipts of \$23.8 million but an increase from the \$12.4 million expected in 2020.

The 2021 Proposed Budget revises downward school zone camera revenue for 2020 from \$10.6 million to \$2.9 million. This revision is due to school closures with the onset of the Corona virus and delayed implementation of 10 new cameras at 6 schools. 2021 revenues assume in-person instruction and activation of the new cameras effective January 1, 2021. The forecast for 2021 revenues is \$13.2 million. School zone camera revenues are accounted for in the School Safety Traffic and Pedestrian Improvement Fund.

Interest Income

Through investment of the City's cash pool in accordance with state law and the City's own financial policies, the General Fund receives interest and investment earnings on cash balances attributable to several of the City's funds that are affiliated with general government activities. Many other City funds are independent, retaining their own interest and investment earnings. Interest and investment income

Revenue Overview

to the General Fund varies widely, subject to significant fluctuations in cash balances and changes in earnings rates dictated by economic and financial market conditions. Rates fell further with the Federal Reserve's actions as a result of the recession. This revenue will remain reduced for the foreseeable future.

Revenue from Other Public Entities

Washington State shares revenues with Seattle. The State of Washington distributes a portion of tax and fee revenue directly to cities. Specifically, portions of revenues from the State General Fund, liquor receipts (both profits and excise taxes), and motor vehicle fuel excise taxes, are allocated directly to cities. Revenues from motor vehicle fuel excise taxes are dedicated to street maintenance expenditures and are deposited into the City's Transportation Fund. Revenues from the other taxes are deposited into the City's General Fund.

Criminal Justice revenues are stable. The City receives funding from the State for criminal justice programs. The State provides these distributions out of its General Fund. These revenues are allocated on the basis of population and crime rates relative to statewide averages. These revenues have been affected by State budget changes in the recent past and, while not expected, could be affected in future budgets out of Olympia.

Marijuana related revenues are being shared with local jurisdictions. As part of the State's 2016 budget, marijuana related tax revenues are being shared with local jurisdictions for public safety purposes. The state has adopted a complicated allocation of these revenues, but in general only those cities in counties that have legalized marijuana sales will receive excise tax distributions based on both their jurisdictions proportion of marijuana related sales as well as a per capita basis. Because this is a relatively new revenue stream with a growing tax base, the forecast is imprecise.

State budget restores liquor related revenues to cities. Cities in the state of Washington typically receive two liquor related revenues from the State. One is related to the liquor excise tax on sales of spirits and the other is a share in the State Liquor and Cannabis Board's profits accrued from the operation from their monopoly on spirits sales. The State no longer holds the monopoly in liquor sales in the state due to the passing of Initiative 1183 in November of 2011. The initiative guaranteed the cities would continue to receive distributions in an amount equal to or greater than what they received from liquor board profits prior to the implementation of the initiative as well as an additional \$10 million to be shared annually. There was no guarantee concerning liquor excise taxes. In recent budgets the State has eliminated, on a temporary basis, the sharing of liquor excise taxes. The most recent State budget has restored fully the excise tax funding to cities.

Service Charges and Reimbursements

Internal service charges reflect current administrative structure. In 1993, the City Council adopted a resolution directing the City to allocate a portion of central service expenses of the General Fund to City utilities and certain other departments not supported by the General Fund. The intent is to allocate a fair share of the costs of centralized general government services to the budgets of departments supported by revenues that are largely self-determined. These allocations are executed in the form of payments to the General Fund from these independently supported departments. More details about these cost allocations and methods are detailed in the Cost Allocation section of this budget.

Revenue Overview

Interfund Transfers

Interfund transfers. Occasionally, transfers from departments to the General Fund take place to pay for specific programs that would ordinarily be executed by a general government department or to capture existing unreserved fund balances. A detailed list of these transfers is included in the General Fund revenue table found in the Funds and Other section. This includes the transfer of school zone camera revenues described under Court Fines above.

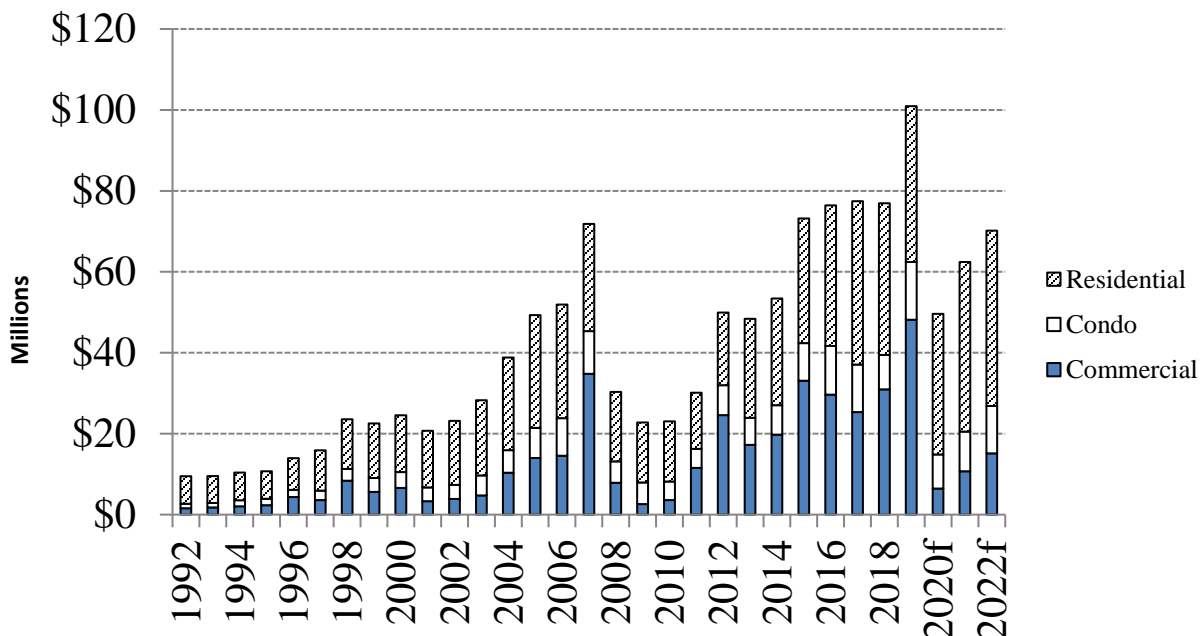
In adopting the 2020 Budget, it is the intent of the City Council and the Mayor to authorize the transfer of unencumbered, unreserved fund balances from the funds listed in the Finance General revenue table to the General Fund.

Cumulative Reserve Fund – Real Estate Excise Tax

The Cumulative Reserve Fund resources are used primarily for the maintenance and development of City general government capital facilities. These purposes are supported mainly by revenues from the Real Estate Excise Tax (REET), but also, to a lesser degree, by the proceeds from certain property sales and rents, street vacation revenues, General Fund transfers, and interest earnings on fund balances.

The REET is levied by the City at a rate of 0.5% on sales of real estate measured by the full selling price. Because the tax is levied on transactions, the amount of revenue that the City receives from REET is determined by both the volume and value of transactions.

Figure 19. REET Revenues



Sweetened Beverage Tax Fund

On June 5, 2017, the City Council approved the Sweetened Beverage Tax (SBT) effective January 1, 2018. Distributors of sweetened beverages are liable for the tax of \$0.0175 per fluid ounce of sweetened

Revenue Overview

beverage distributed into the city of Seattle for final sale to the consumer. The 2021 Proposed Budget includes revenues of \$15.4 million in 2020 revised downward from \$24.3 million in the 2020 Adopted Budget. Restaurant consumption is anticipated to increase somewhat in 2021, increasing these revenues to \$20.7 million. Sweetened beverages include sodas, energy drinks, sweetened juices and teas, sport drinks and ready-to-drink coffee drinks. Revenues will be used to fund educational and food access programs primarily through the Department of Education and Early Learning (DEEL), the Human Services Department (HSD) and the Office of Sustainability and Environment (OSE). Beginning in 2020 these revenues and associated expenditures are moved from the General Fund to the Sweetened Beverage Tax Fund in the City's accounting system.

Short-Term Rental Tax Fund

Effective January 1, 2019, the State legislature authorized the public facilities district that is the Washington State Trade and Convention Center to impose a 7% tax on the sale of or charge made for the furnishing of lodging (including but not limited to any short-term rental). The proceeds generated from short-term rental charges in Seattle are distributed to the City of Seattle to support community-initiated equitable development and affordable housing programs. These revenues have been severely affected by the significant reduction in travel due to COVID-19 concerns. The 2021 Proposed Budget assumes 2020 revenues decline from \$10.5 million to \$3.7 million. Some growth is anticipated in 2021 to \$7.3 million. Beginning in 2020 these revenues and associated expenditures are moved from the General Fund to the Short-Term Rental Tax Fund in the City's accounting system.

Revenue Overview

Figure 20. Seattle City Tax Rates

	2016	2017	2018	2019	2020
Property Taxes (Dollars per \$1,000 of Assessed Value)					
General Property Tax	\$1.47	\$1.35	\$1.25	\$1.25	\$1.17
Families & Education	0.20	0.18	0.16	0.16	0.34
Parks and Open Space					
Low Income Housing	0.12	0.22	0.19	0.19	0.16
Transportation	0.58	0.52	0.45	0.45	0.38
Pike Place Market					
Library	0.11	0.09	0.08	0.08	0.12
Pre-School For All	0.09	0.08	0.07		
Election Vouchers	0.02	0.02	0.01	0.01	0.01
City Excess GO Bond	0.18	0.16	0.14	0.14	0.09
Other Property Taxes related to the City					
Seattle Park District	0.29	0.28	0.23	0.23	0.21
Emergency Medical Services	0.28	0.26	0.24	0.24	0.26
Retail Sales and Use Tax					
	0.85%	0.85%	0.85%	0.85%	0.85%
Transportation Benefit District Sales and Use Tax					
	0.10%	0.10%	0.10%	0.10%	0.10%
Business and Occupation Tax					
Retail/Wholesale	0.215%	0.219%	0.222%	0.222%	0.222%
Manufacturing/Extracting	0.215%	0.219%	0.222%	0.222%	0.222%
Printing/Publishing	0.215%	0.219%	0.222%	0.222%	0.222%
Service, other	0.415%	0.423%	0.427%	0.427%	0.427%
International Finance	0.150%	0.423%	0.427%	0.427%	0.427%
City of Seattle Public Utility Business Taxes					
City Light	6.00%	6.00%	6.00%	6.00%	6.00%
City Water	15.54%	15.54%	15.54%	15.54%	15.54%
City Drainage	11.50%	11.50%	11.50%	11.50%	11.50%
City Wastewater	12.00%	12.00%	12.00%	12.00%	12.00%
City Solid Waste*	11.50%	14.20%	14.20%	14.20%	14.20%
City of Seattle Private Utility B&O Tax Rates					
Cable Communications (not franchise fee)	10.00%	10.00%	10.00%	10.00%	10.00%
Telephone	6.00%	6.00%	6.00%	6.00%	6.00%
Natural Gas	6.00%	6.00%	6.00%	6.00%	6.00%
Steam	6.00%	6.00%	6.00%	6.00%	6.00%
Commercial Solid Waste*	11.50%	14.20%	14.20%	14.20%	14.20%
Other Taxes					
Admissions	5.00%	5.00%	5.00%	5.00%	5.00%
Amusement Games (less prizes)	2.00%	2.00%	2.00%	2.00%	2.00%
Bingo (less prizes)	10.00%	10.00%	10.00%	10.00%	10.00%
Punchcards/Pulltabs	5.00%	5.00%	5.00%	5.00%	5.00%
Cable Franchise Fee	4.40%	4.40%	4.40%	4.40%	4.40%
Fire Arms Tax (Dollars per weapon)	\$25.00	\$25.00	\$25.00	\$25.00	\$25.00
Ammunition Tax (Dollars per round)	\$0.05	\$0.05	\$0.05	\$0.05	\$0.05
Sweetened Beverage Tax (Dollars per fluid ounce)			\$0.0175	\$0.0175	\$0.0175

*Increase effective April 1, 2017

Multi-Department Revenue Summary

In recent years, the City of Seattle has implemented new dedicated revenues for specific purposes in multiple departments. The revenues and expenditures for these multi-department revenues are summarized in the financial plan section of the budget, and additional detail on the expenditure changes in the 2021 Proposed Budget is included below.

This section includes a summary of the following revenues:

Short-Term Rental Tax

Sweetened Beverage Tax

Transportation Network Company Tax

Community Development Block Grant (federal grant used in multiple departments)

Short-Term Rental Tax

The Short-Term Rental Tax (STRT) supports the Equitable Development Initiative (EDI), supportive housing and debt service. The Equitable Development Initiative (EDI) was established in 2016 to provide investments in neighborhoods that support those most impacted by displacement and low access to opportunity. The program's objectives include advancement of economic opportunity and wealth-building strategies, preventing displacement, and building on local cultural assets. Ordinance 125872 states that the Office of Planning and Community Development (OPCD) should receive an annual STRT allocation of \$5 million annually to provide EDI grants to outside organizations. However, short-term rental tax revenues are in decline due to the COVID-19 pandemic and will drop from about \$10.5 million annually to \$7.35 million in 2021. Therefore, the proposed budget utilizes \$3.14 million of General Fund revenues to supplement a \$1.86 million allocation of STRT in OPCD's budget for EDI grants. In addition, the proposed budget allocates \$3.3 million of STRT for permanent supportive housing investments in the Human Services Department and \$2 million for debt service payments on low-income housing.

Sweetened Beverage Tax

Sweetened Beverage Tax (SBT) revenues are expected to partially rebound in 2021 after a large decline in 2020. In 2021, SBT revenues are expected to come in at \$20.8 million. Although this revenue forecast remains lower than 2019 collections by over \$3 million, the Proposed Budget largely maintains SBT-funded programming at existing levels. The budget also includes a one-time \$1.5 million increase to DEEL's budget for a new grant program for community organizations providing prenatal-to-3-year-old services. This program comes out of a recommendation from the SBT Community Advisory Board (CAB). DEEL will work closely with the CAB on implementation of the grant program. The Fresh Bucks program, which was expanded in 2020, will maintain this expansion on a permanent basis. Moreover, grant programming for community healthy food access will be consolidated in the Department of Neighborhoods (DON) which will launch the Healthy Fund Food program that was put on hold through 2020.

Transportation Network Company (TNC) Tax

On September 19, 2019, Mayor Jenny A. Durkan announced a proposed tax on rides with Transportation Network Companies (TNCs) that originate in the City of Seattle. Legislation submitted with the 2020 Proposed Budget exacted the tax, adopted a spending plan for the proceeds, appropriated 2020 revenues, and enacted driver protections. The City Council passed this legislation in November 2019. In 2020, projected revenues from the tax have been severely reduced due to the COVID-19 crisis-related drop in TNC trip volume. Trips fell from 6.8 million in Quarter 2, 2019, to 811,950 in Quarter 2, 2020. In the first quarter since the tax's effective date, there were no qualifying taxpayers and therefore no revenue generated. Given the significant drop in trips and the anticipated gradual trip recovery, projected revenues from the tax are uncertain. The anticipated 2021 revenue is down 75% from the original forecast. This revenue estimate assumes the taxpayer eligibility threshold is changed via proposed ordinance from 1,000,000 or more rides in the prior quarter down to 200,000 or more rides in the prior quarter.

In the 2021 Proposed Budget, the Department of Finance and Administrative Services (FAS) is responsible for maintaining the accounting and tax infrastructure necessary to implement and enforce the tax. The Office of Labor Standards (OLS) is responsible for enforcing the TNC Minimum Compensation and Deactivation ordinances. OLS will also receive appropriations to stand up the Dispute Resolution Center (DRC), pending CBO certification of sufficient tax revenues. Finally, the Seattle Department of Transportation will receive an appropriation of \$1,500,000, pending the City collecting enough revenue to: 1) fund fixed costs for TNC tax implementation and administration in FAS and OLS; 2) pay back loans for 2020 expenditures, and; 3) fund the DRC.

Community Development Block Grant (CDBG)

Funding Source Overview

In 2017, as part of the implementation of a new enterprise-wide financial management system, the Community Development Block Grant (CDBG) Fund (17810) was dissolved and budget was distributed to various other funds in alignment with the direct fund model. The Human Services Department is the City department which acts as custodian for all grants from the U.S. Department of Housing and Urban Development, including CDBG funding. However, CDBG is a relatively flexible funding source and is used by many City departments.

Budget Overview

In the 2021 Adopted Budget, CDBG funds are distributed to departments and projects as detailed on the following page. All projects are subject to federal CDBG eligibility requirements, and for some projects final eligibility has not yet been determined. The 2021 project plan now includes an investment in the services provided by the Mt. Baker Family Center, as well as a note that funds supporting services previously provided by HSD will now be part of the City's contribution to the King County Regional Homelessness Authority.

Department	Title	2021 CDBG
HSD	Human Services Admin & Planning	\$1,203,841
	Homeless Services (KCHRA subrecipient grants)	\$3,151,628
	Homeless Services (KCHRA admin)	\$24,600
	Mt Baker Family Resource Center	\$345,502
	Minor Home Repair	\$449,917
	HSD Total	\$5,175,488
OH	Home Repair Revolving Loan Program, including activity delivery costs (staffing)	Revolving Loan Fund balance (minimum \$255,462)
	Homebuyer Assistance Revolving Loan Program	Revolving Loan Fund balance
	Office of Housing Admin & Planning	\$160,972
	Rental Housing Preservation and Development Revolving Loan Program	RLF balance (minimum \$490,278)
	OH Total	\$160,972
OED	Small Business Support	\$1,363,675
	COVID-19 Round 3 Small Business Grants	\$1,000,000
	OH Total	\$2,363,675
OIRA	Ready to Work Program	\$650,200
OPCD	Equitable Development Initiative	\$430,000
Parks	Seattle Conservation Corp Park Upgrades	\$808,000
Total		\$9,588,335

Expected resources 9,588,335

Balance **\$0**

City Fiscal Reserve Funds

The State of Washington permits the City to maintain two financial reserves to draw upon in the event of certain unanticipated expenditure or revenue pressures.

Emergency Fund

Under the authority of RCW 35.32A.060, the City maintains the Emergency Fund (EMF) of the General Fund. The EMF is the principal reserve for the City to draw upon when certain unanticipated expenses occur during the fiscal year. Eligible expenses include costs related to storms or other natural disasters. State law limits the amount of money the City can set aside in this reserve to 37.5 cents per \$1,000 of assessed value of property within the city.

Prior to 2017, the City's practice had been to fully fund the emergency reserve to this maximum limit. In 2017, the City modified the existing financial policies for the EMF to establish a minimum balance of \$60 million, and to adjust that minimum each year with the rate of inflation. This policy struck a balance between ensuring that resources will be available to address unanticipated expenditures and making resources available to address current needs.

Due to the 2020 COVID-19 pandemic and related economic downturn, the City's revenue forecasts are significantly reduced from prior expectations. Additionally, the City will continue to realize significant expenses to address the emergency into 2021. Due to the magnitude of the ongoing emergency, it will not be possible the City to meet the fund balance requirements for the Emergency Fund in the near future. City policy was amended in 2020 to require that the City return to making contributions as soon as is practically possible after a severe event requiring deep spending from the reserve.

In response to the ongoing COVID-19 emergency, the City anticipates withdrawing \$19.8 million from the EMF during 2020. For the 2021 Proposed Budget, the City draws \$47.1 million from the EMF, reducing the reserve balance to \$0.1 million in 2021.

Revenue Stabilization Fund

Under the authority of RCW 35.21.070, the City maintains a second financial reserve called the Revenue Stabilization Fund (RSF), also known as the Rainy Day Fund. The RSF provides resources for the City to draw upon to maintain City services in the event of a sudden, unanticipated shortfall in revenue due to economic downturns or other factors. City code limits the balance of this reserve to five percent of General Fund tax receipts. Ordinance 123743 requires the City to deposit an amount equivalent to 0.5% of General Fund tax revenues into the RSF, with some limited exceptions. In addition, City policy requires the deposit of 50% of any unplanned year-end fund balance in the General Fund into the RSF. The RSF has a fund balance cap equal to five percent of total annual General Fund tax revenue.

The City adopted significant RSF funding enhancements in 2011 via Ordinance 123743, including the required annual deposit of 0.5% of General Fund tax revenues into the RSF. These changes enabled the City to rebuild the Rainy-Day Fund reserves that had been spent down in 2009 and 2010 in the midst of the Great Recession. The new policies facilitated the rebuilding of this reserve fund from a low of \$10.5 million in 2010 to \$60.8 million by 2020. Additionally, the policies specified that contributions to the fund are suspended when tax revenues decline and are reduced to 0.25% in the following year.

In response to 2020 COVID-19 pandemic and related economic downturn, the City anticipates withdrawing \$29.0 million from the RSF in 2020. The 2021 Proposed Budget draws \$25.7 million from the RSF, reducing the reserve balance to \$6.0 million in 2021.

City Bond Issuance and Debt Service

In addition to cash resources, the City also uses bonds and property tax levies to fund a variety of capital improvement projects. The City's budget must include funds to pay interest and principal on outstanding and proposed bonds. The City has issued three types of debt to finance its capital improvement programs: unlimited tax general obligation bonds, limited tax general obligation bonds and revenue bonds.

Unlimited Tax General Obligation Bonds

The City may issue Unlimited Tax General Obligation (UTGO) Bonds for capital purposes if a proposition authorizing their issuance is approved by 60% of the voters in an election in which the number of voters exceeds 40% of the voters in the most recent general election. Payment of principal and interest is backed by the "full faith and credit" of the City. This means that the City commits itself to include in its property tax levy an amount that is sufficient to pay principal and interest on the bonds. Property taxes levied to pay debt service on UTGO bonds are not subject to the statutory limits in state law on the taxing authority of local governments, which is why UTGO bonds are "unlimited" (see the "Property Tax" section of the "Revenue Overview" for a description of statutory limits on property tax rates and growth). However, state law does limit the amount of UTGO bonds that can be outstanding at any time to 7.5% of assessed valuation of property in the city: 2.5% for open space and park facilities, 2.5% for utility purposes, and 2.5% for general purposes. As of December 31, 2019, there were approximately \$263 million in UTGO bonds outstanding.

Limited Tax General Obligation Bonds

The City Council may authorize the issuance of Limited Tax General Obligation (LTGO) Bonds, also known as Councilmanic bonds, in an amount up to 1.5% of assessed valuation, without a vote of the people. The City pledges its full faith and credit to the payment of principal and interest on LTGO bonds, but this pledge must be fulfilled within the City's statutory property tax limitations. Thus, these are "limited" general obligation bonds. The combination of UTGO bonds issued for general purposes and LTGO bonds cannot exceed 2.5% of assessed property valuation. If LTGO bonds are issued up to the 1.5% ceiling, then UTGO bonds for general purposes are limited to 1% of assessed value.

The City also guarantees debt issued by the Pike Place Market Preservation and Development Authority, the Seattle Indian Services Commission, the Seattle Chinatown/International District Preservation and Development Authority, and the Museum Development Authority. As of December 31, 2019, the guarantees totaled \$36.3 million out of \$820.5 million outstanding LTGO debt. Guarantees count against the City's LTGO debt capacity.

Revenue Bonds

Revenue bonds are used to provide financing for the capital programs of City Light and the three other utilities - Water, Drainage and Wastewater, and Solid Waste - which are grouped together in Seattle Public Utilities. The City does not pledge its full faith and credit to the payment of debt service on revenue bonds. Payment of principal and interest on the bonds issued by each utility is derived solely from the revenues generated by the issuing utility. No tax revenues are used to pay debt service.

When revenue bonds are sold, the City commits itself to set fees and charges for the issuing utility that will be sufficient to pay all costs of operations and maintenance, and all payments of principal and interest on the bonds. While the amount of revenue bonds is not subject to statutory limits, the utility's ability to repay debt with interest is a practical constraint.

Forms of Debt Authorized by State Law

Table 1 below summarizes the conditions and limitations that apply to the issuance of the general obligation debt issued by the City.

Table 1: Summary of Conditions and Limitations for City Debt Issuances

Form of Debt	Voter Approval Required	Source of Repayment	Statutory Limitation	Current Limit ¹	Outstanding 12-31-19 ¹
Unlimited Tax General Obligation Bonds (UTGO)					
Parks & Open Space	Yes	Property Tax	2.5% of AV	\$6.1 Billion	\$0
Utility	Yes	Property Tax	2.5% of AV	\$6.1 Billion	\$0
General Purposes	Yes	Property Tax	1.0 % of AV ²	\$2.9 Billion	\$262 Million
Limited Tax General Obligation Bonds (LTGO)					
	No	Taxes and Other Revenues	1.5% of AV ²	\$3.7 Billion	\$774 Million ³

¹ As of 12/31/19, assuming the latest certified assessed value of \$244.9 billion, issued on February 25, 2019 for taxes payable in 2019.

² The sum of UTGO and LTGO debt for general purposes cannot exceed 2.5% of assessed valuation.

³ Includes \$36.3 million of PDA debt guarantees.

City Debt Management Policies and Bond Ratings

The use of debt financing by the City is subject to federal and state laws as well as the City's own debt management policies ([Resolution 31553](#)).

The City has earned very high ratings on its bonds as a result of a strong economy and prudent financial practices. The City's UTGO debt is rated Aaa by Moody's Investors Service, AAA by Fitch IBCA, and AAA by Standard & Poor's (S&P), which are the highest possible ratings. The City's LTGO debt is rated Aaa by Moody's, AAA by Fitch, and AAA by S&P. In addition, the City's utilities have very high ratings for revenue debt, reflecting sound finances and good management.

2021 Projected Bond Issues

In 2021, the City expects to issue approximately \$206 million of limited tax general obligation (LTGO) bonds for a variety of purposes. Table 2 lists the financed projects and other details of the financing plan. Bond proceeds will be deposited into the 2021 Tax Exempt and Taxable Multipurpose Bond Funds. City departments responsible for all or portions of projects listed in Table 2 will then draw money from this fund as appropriated to implement the projects. The appropriation authority for using these bond funds are in the respective departments' sections of this budget.

Table 2: 2021 Multipurpose LTGO Bond Issuance Costs - Informational Only (\$1,000s)

<i>Project</i>	Capital Cost	Approx. Par Amount (1)	Max. Term	Approx. Rate	Debt Service Adopted 2021	Debt Service Estimated 2022	Debt Service Funding Source
Seattle Municipal Tower Elevator Rehab	8,500	8,755	10	2.75%	181	1,013	FAS Rates
Fire Station 31	11,283	11,621	20	3.75%	327	836	REET
Human Capital Management System	7,500	7,725	8	2.75%	159	1,089	FAS & IT Rates
Computing Services Architecture	6,430	6,623	8	2.75%	137	934	IT Rates
Data and Telephone Infrastructure	11,503	11,848	8	2.75%	244	1,670	IT Rates
Criminal Justice Information System Projects	10,000	10,300	8	2.75%	212	1,452	General Fund
Alaskan Way Main Corridor	10,000	10,300	20	3.75%	290	741	CPT-2.5% (2)
Overlook Walk and East-West Connections Project (Taxable)	4,260	4,388	20	4.25%	140	330	CPT-2.5% (2)
West Seattle Bridge Immediate Response (Taxable)	100,000	103,000	20	4.25%	3,283	7,748	REET
Aquarium Expansion (Taxable)	9,000	9,270	20	4.25%	295	697	REET
Pike Place Market (Taxable)	6,000	6,180	10	3.25%	151	734	Bond Interest and Redemption Fund
Various Transportation Projects	22,000	22,660	4	1.00%	170	7,305	Move Seattle Levy
Total	206,476	212,670			5,589	24,549	

(1) Includes 3% for costs of issuance and pricing adjustments.

(2) Receipts from additional 2.5% commercial parking taxes.

2021 Multipurpose LTGO Fund Issuance Costs - Informational Only (\$1,000s)

Approx. Par Amount	Issuance Costs & Pricing Adjustments	Issuance Cost Proposed for 2021
\$212,670	3%	\$6,194

2021 Debt Service

In 2021, debt service associated with outstanding LTGO bond issues as well as the planned 2021 bond issuances is expected to be approximately \$103.9 million. Appropriation authority for debt service costs are in the respective departments' sections of this budget. The Debt Service Appendix lists debt service amounts by paying fund.

Selected Financial Policies

Through a series of Resolutions and Ordinances, the City has adopted a number of financial policies that are designed to protect the City's financial interests and provide a framework and guidelines for the City's financial practices. For additional information about these policies, please refer to the City of Seattle website: http://www.seattle.gov/financedepartment/financial_policies.htm.

Budgetary Basis

- The City budgets on a modified accrual basis. Property taxes, sales taxes, business and occupation taxes, and other taxpayer-assessed revenues due for the current year are considered measurable and available and, therefore, as revenues, even though a portion of the taxes may be collected in the subsequent year. Licenses, fines, penalties, and miscellaneous revenues are recorded as revenues when they are received in cash since this is when they can be accurately measured. Investment earnings are accrued as earned.
- Expenditures are considered a liability when they are incurred. Interest on long-term debt, judgments and claims, workers' compensation, and compensated absences are considered a liability when they are paid.

Appropriations and Execution

- The adopted budget generally makes appropriations for operating expenses at the budget control level within departments, unless the expenditure is from one of the General Fund reserve accounts, or is for a specific project or activity budgeted in the General Subfund category called Finance General. These projects and activities are budgeted individually.
- Capital projects programmed in the CIP are appropriated in the budget at the program or project level. Grant-funded activities are controlled as prescribed by law and federal or state regulations.
- Within the legally adopted budget authorizations, more detailed allocations, as approved by CBO, are recorded in the City's accounting system, called SUMMIT, at the lowest levels of each department's organizational structure and in detailed expenditure accounts. Throughout the budget year, CBO monitors revenue and spending performance against the budget to protect the financial stability of the City.
- In accordance with Washington state law, any unexpended appropriations for operating or ordinary maintenance expenditures automatically lapse at the close of the fiscal year, except for any appropriation continued by ordinance. Unexpended appropriations for capital outlays remaining at the close of the fiscal year are carried forward to the following year, except for any appropriation abandoned by ordinance.

Budget Transfers

The Budget Director may approve, without ordinance, appropriation transfers within a department or agency of up to 10%, and with no more than \$500,000 of the appropriation authority for the particular budget control level or, where appropriate, line item, being increased. In addition, no transfers can reduce the appropriation authority of a budget control level by more than 25%.

Selected Financial Policies

Debt Policies

- The City of Seattle seeks to maintain the highest possible credit ratings for all categories of short- and long-term General Obligation debt that can be achieved without compromising delivery of basic City services and achievement of adopted City policy objectives.
- The City will reserve \$100 million of legal limited tax (councilmanic) general obligation debt capacity, or 12% of the total legal limit, whichever is larger, for emergencies. The 12% reserve is now significantly greater than \$100 million.
- Except in emergencies, net debt service paid from the General Subfund will not exceed 9% of the total General Fund budget. In the long run, the City will seek to keep net debt service at 7% or less of the General Fund budget.

General Fund - Fund Balance and Reserve Policies

- State law allows the City to maintain an emergency reserve at a maximum statutory-authorized level of 37.5 cents per \$1,000 of assessed property value in the city. The City's previous practice had been to fully fund the emergency reserve to this maximum limit. However, over the past several years assessed values have undergone significant growth and are expected to continue at a rate that far outpaces the projected City's revenue growth rate. In 2017 the City modified the existing financial policies for the Emergency Subfund (ESF) to establish a minimum balance of \$60 million, and to adjust that level each year with the rate of inflation. This implies that the ESF would continue to grow, but at somewhat lower rate than under the previous policy. This policy change strikes a balance between ensuring that resources will be available to address unanticipated expenditures and making resources available to address current needs.
- Annual contributions of 0.50% of forecasted tax revenues are automatically made to the Revenue Stabilization Account of the Cumulative Reserve Subfund (commonly referred to as the "Rainy Day Fund").¹ In addition, 50% of any unanticipated excess General Subfund fund balance at year's end is automatically contributed to the Rainy Day Fund. These automatic contributions are temporarily suspended when the forecasted nominal tax growth rate is negative or when the total value of the Rainy Day Fund exceeds 5% of total tax revenues. In addition to the automatic contributions, the City may also make contributions to the Rainy Day Fund via ordinance. Expenditures from the Rainy Day Fund require the approval of a majority of the members of the Seattle City Council and must be informed by the evaluation of out-year financial projections.

Other Citywide Policies

- As part of the Mayor's budget proposal, the Executive develops a revenue estimate that is based on the best available economic data and forecasts.
- The City intends to adopt rates, fees, and cost allocation charges no more often than biennially. The rate, fee, or allocation charge structures may include changes to take effect at

¹ The 0.50% contribution is lowered to 0.25% of forecasted tax revenues for any year immediately following the suspension of contributions as a result of negative nominal tax revenue growth.

Selected Financial Policies

specified dates during or beyond the biennium. Other changes may still be needed in the case of emergencies or other unanticipated events.

- In general, the City will strive to pay for general government current operating expenditures with current revenues, but may use fund balance or other resources to meet these expenditures. Revenues and expenditures will be monitored throughout the year.
- In compliance with State law, no City fund whose purpose is restricted by state or local law shall be used for purposes outside of these restrictions.
- Working capital for the General Fund and operating funds should be maintained at sufficient levels so that timing lags between revenues and expenditures are normally covered without any fund incurring negative cash balances for greater than 90 days. Exceptions to this policy are permitted with prior approval by the City Council.

Office of Arts and Culture

Randy Engstrom, Director

(206) 684-7171

<http://www.seattle.gov/arts/>

Department Overview

The Office of Arts & Culture (ARTS) envisions a city driven by creativity that provides the opportunity for everyone to engage in diverse arts and cultural experiences. The office promotes Seattle as a cultural destination and invests in Seattle's arts and cultural sector to ensure the City provides a wide range of high-quality programs, exhibits and public art. ARTS includes eight programs: Cultural Partnerships, Communications and Outreach, Equity and Youth, Cultural Facilities Operations, Public Art, Artwork Conservation, Administrative Services, and Cultural Space. These programs are supported by two funding sources: the Arts and Culture Fund, which is funded through the City's admission tax revenues, and the Municipal Arts Fund, which is supported by the 1% for Arts contributions from Capital Projects.

The **Cultural Partnerships** Program invests in cultural organizations, youth arts programs, individual artists and community groups to increase residents' access to arts and culture, and to promote a healthy cultural sector in the city. The Cultural Partnerships program offers technical assistance and provides grants to arts and cultural organizations throughout the city.

The **Communications and Outreach** Program works to ensure greater community access to arts and culture through annual forums and award programs by showcasing community arts exhibits and performances at City Hall and King Street Station, and by developing materials to promote Seattle as a creative capital. This program also works on innovative ways to reach out to communities about the opportunities of the department.

The **Cultural Space** Program provides resources to fund the development of new cultural spaces, the retention of crucial cultural anchors, and physical space improvements in existing cultural institutions. The program exists to preserve, create and activate cultural square footage in the city of Seattle; to work with artists and arts organizations to strengthen their role in charting the future of their creative spaces; and to work with developers and builders to incorporate arts and culture into new projects.

The **Cultural Facilities Operations** Program (formerly named the Langston Hughes Performing Arts Institute Program) provides operational support for Langston Hughes Performing Arts Institute, a cultural facility that provides rental spaces and technical assistance, and that works in partnership with LANGSTON, a non-profit organization, to present classes, performing arts academies, programs and events, with the goal of providing quality cultural programs with educational components that meet the needs of the African American community. This program also supports the operation and programming of the King Street Station. This includes a rotating gallery opened to the public. Programming is submitted by the community and reviewed by a community advisory group. This program also provides technical assistance to applicants and selected programs.

The **Equity and Youth** Program invests in teaching artists, educators and organizations that are working toward a stronger more vibrant creative youth culture. ARTS does this through funding, professional development, school and community arts partnerships, arts education initiatives (The Creative Advantage), and career-connected learning in the arts and creative industries. The program also supports arts and cultural learning and events for our city's young people.

The **Public Art** Program integrates artists and their ideas in the design of City facilities, manages the City's portable artworks collection and incorporates art in public spaces throughout Seattle. This program is funded through the 1% for Art program, which by ordinance requires eligible City capital projects to contribute 1% of their budgets to the Municipal Arts Fund for the commission, purchase and installation of public artworks.

Office of Arts and Culture

The **Artwork Conservation** Program supports the City of Seattle's Public Art investment in permanent art. This program provides professional assessment, conservation, repair, and routine and major maintenance of artwork for the City's approximately 400-piece permanently sited art collection.

The **Administrative Services** Program provides executive management and support services for the office; engages in Citywide initiatives; supports the Seattle Arts Commission (a 16-member advisory board that advises the office), the Film and Music Commission (a 21-member advisory board), Mayor, and City Council on arts programs and policy; and promotes the role of the arts in economic development, arts education for young people, and cultural tourism. Funding within this program also covers basic department overhead costs, including office space, human resources, and IT.

Budget Snapshot

	2019 Actuals	2020 Adopted	2021 Proposed
Department Support			
Other Funding - Operating	14,432,059	15,646,051	14,415,375
Total Operations	14,432,059	15,646,051	14,415,375
Total Appropriations	14,432,059	15,646,051	14,415,375
Full-Time Equivalents Total*	35.09	39.09	39.09

* FTE totals are provided for informational purposes only. Changes in FTEs resulting from City Council or Human Resources Director actions outside of the budget process may not be detailed here

Budget Overview

The Office of Arts & Culture (ARTS) is funded by Admission Tax revenue and the 1% for Art Program. This funding supports arts-related programs and capital expenditures to keep artists living and working in Seattle, builds community through arts and cultural events and the placement of public art, and increases arts opportunities for youth. ARTS commits to an anti-racist work practice that centers the creativity and leadership of people of color – those most impacted by structural racism – to move toward systems that benefit us all.

In 2020 and 2021, ARTS' Admission Tax budget is based on revenue collected two years prior (e.g. 2020's budget is based on the amount of Admission Tax collected in 2018). The lack of events in 2020 due to COVID-19 meant that the department would face very steep cuts for 2021-2022 to manage the revenue losses that would hit the Arts and Culture Fund in 2022. To address this shortfall, beginning in 2022, ARTS' Admission Tax budget will switch from appropriating based on revenue collections two years prior to appropriating based on projected collections in the same year as the City receives them. This change greatly reduces the size of the cuts needed for the Arts and Culture Fund to maintain a positive balance, assuming events return in 2022. Shifting to concurrent year funding will also bring Arts and Culture Fund budgeting practice in line with that of the General Fund.

This shift also means the Arts and Culture Fund operating reserve must increase in size to provide an adequate cushion for future downturns when the revenue shortfall will be experienced immediately and there will not be two years' lead time to develop a response. The 2021 Proposed Budget includes legislation to revise the Arts and Culture Fund financial policies to specify a larger reserve that scales as ARTS' budget changes.

In the post-COVID-19 world, Admission Tax revenue is expected to be lower in the coming years than previously projected. Along with the rest of the City, ARTS will need to do less operationally to maintain fiscal balance. The 2021 Proposed Budget reduces ARTS' Admission Tax expenditures by \$1.5 million relative to the 2020 Adopted Budget. To minimize impacts on the community, ARTS undertook a thorough and democratic process relying on discussion with staff, who are closest to the marginalized communities ARTS focuses on serving, and sought community feedback in designing this package of reductions.

Office of Arts and Culture

Incremental Budget Changes

Office of Arts and Culture

	2021 Budget	FTE
Total 2020 Adopted Budget	15,646,051	39.09
Baseline		
Adjustment for One-Time Budget Changes	(83,587)	-
Baseline Adjustments for Personnel Costs	77,874	-
Proposed Operating		
Activations Reductions	(70,751)	-
Art in Parks Reduction	(237,069)	-
City Artists Project Reduction	(180,000)	-
Creative Advantage O&M Reduction	(88,500)	-
Creative Industries Reductions	(62,500)	-
Cultural Facilities Fund Reductions	(500,000)	-
Cultural Partnerships Reduction	(2,051)	-
Funding for Custodial Services	74,336	-
History Link Support Reduction	(45,000)	-
King Street Station Programming and Facilities Reduction	(45,000)	-
King Street Station Security	(20,000)	-
Langston Hughes Facility Operating Reductions	(15,896)	-
Langston Organization Support Reduction	(40,000)	-
Leadership and Administration Reductions	(150,000)	-
Neighborhood and Community Arts Reduction	(52,000)	-
NHL Annual Art Investment	175,000	-
Professional Development Reductions	(22,700)	-
Recurring Events	(12,000)	-
Reduction to Internal City Equity Projects	(23,500)	-
Seattle Together COVID-19 Response Position Support	66,922	-
Shift of Funding of Public Art Program Manager	19,440	-
VERA Support Reduction	(5,000)	-
Proposed Technical		
Operating Revenue	-	-
Shift of Funding of City's RSJI Summit	(20,000)	-
Citywide Adjustments for Standard Cost Changes	31,306	-
Total Incremental Changes	\$(1,230,676)	-
Total 2021 Proposed Budget	\$14,415,375	39.09

Office of Arts and Culture

Description of Incremental Budget Changes

Baseline

Adjustment for One-Time Budget Changes

Expenditures	\$(83,587)
Revenues	\$1,498,709

This item includes budget adjustments for one-time changes in the 2020 Adopted Budget: on the expenditures side, \$50,000 support for an African American museum; \$50,000 for expanding Coyote Central to the Lake City neighborhood; \$15,000 support for free online access to Seattle's historical resources; and a \$31,413 cut (a three-month delay on hiring) to a communications position. The one-time revenue changes were a contribution to the Municipal Arts Fund balance (\$1,743,285), use of \$144,576 in Arts and Culture Fund balance, and \$50,000 each of General Fund moneys transferred to the Arts and Culture Fund for the African American museum and Coyote Central expansion spending.

Baseline Adjustments for Personnel Costs

Expenditures	\$77,874
--------------	----------

This centrally administered change adjusts appropriations to reflect an annual wage increase, as outlined in the agreements between the City and the Coalition of Unions, for personnel costs included in this department's baseline budget. This includes increases to salary, FICA, Medicare, family medical leave, retirement, overtime and temporary labor. There is no increase assumed from 2021 to 2022. This does not include a 2021 salary increase for non-represented Executives, Managers and Strategic Advisors.

Proposed Operating

Activations Reductions

Expenditures	\$(70,751)
--------------	------------

This is a 65 percent reduction in support for unplanned arts and culture opportunities or pilot programming.

Art in Parks Reduction

Expenditures	\$(237,069)
Revenues	\$(237,069)

This item eliminates the budget for the Art in Parks program. ARTS works with Seattle Parks and Recreation (SPR) to support activations of park spaces through arts and cultural activities proposed and implemented by local artists and community. SPR provides funding for these small grants and ARTS administers the grants. Due to COVID-19 budget impacts, SPR will not be able to support these grants so the program will be eliminated for 2021.

City Artists Project Reduction

Expenditures	\$(180,000)
--------------	-------------

This reduction recognizes a shift in timing of grants that would have happened in 2021 but occurred 2020 instead. In 2020, ARTS used budget savings to issue grants to artists (known as "City Artists") that normally would have been granted in 2021. The goal was to get funding into vulnerable communities earlier during a crisis. Because these grants were issued in 2020, the 2021 funding is not needed.

Office of Arts and Culture

Creative Advantage O&M Reduction

Expenditures \$(88,500)

This change is a 14 percent reduction to the Creative Advantage program, an arts education initiative in partnership with Seattle Public Schools. This item includes reduced funding for external evaluation, professional development for classroom educators and teaching artists, panel costs to add partners to the Community Arts Partner roster, travel and conference costs, and a small reduction for schools to partner with arts organizations.

Creative Industries Reductions

Expenditures \$(62,500)

This item reduces the Creative Industries budget by 42 percent and will impact the Seattle Music Commission's Career-Days event, the Office of Film and Music's "The Mixer" networking event, and the Northwest Folklife's (NWFL) career-connected learning pilot program. NWFL is expected to fill in this \$25,000 gap (a 13 percent decrease) with fundraising.

Cultural Facilities Fund Reductions

Expenditures \$(500,000)

This item reduces the Cultural Facilities Fund grant program from \$1,000,000 to \$500,000. ARTS will not be holding a Cultural Facilities Fund Grant funding round in 2021 because very few community organizations indicated an interest in applying for capital improvement funds at this time.

Cultural Partnerships Reduction

Expenditures \$(2,051)

This item will reduce panelist stipends.

Funding for Custodial Services

Expenditures \$74,336

This item funds custodial services for the ARTS office and public space at King Street Station. Sanitation of the office and public space is critical, especially in a public health crisis.

History Link Support Reduction

Expenditures \$(45,000)

This item reduces funding for the cultural organization History Link from \$50,000 to \$5,000, an amount commensurate with other comparably sized cultural organizations that receive ARTS funding.

King Street Station Programming and Facilities Reduction

Expenditures \$(45,000)

This item reduces expenditures for new King Street Station programming. In part, these reductions are made possible by the closure of the facility due to COVID-19. By staggering the programming calendar, and because of the extensive closure in 2020 and 2021 due to COVID-19, pre-selected programs will extend into 2022, and reduce the need for funding to select new programs.

Office of Arts and Culture

King Street Station Security

Expenditures \$(20,000)

This item reduces funding for a security contractor. ARTS was able to negotiate new security contract at a lower rate.

Langston Hughes Facility Operating Reductions

Expenditures \$(15,896)

This reduction only impacts Langston Hughes Performing Arts Institute (LHPAI) facilities management. All programming at LHPAI is funded and operated by nonprofit partner Langston.

Langston Organization Support Reduction

Expenditures \$(40,000)

This item reduces funding to Langston from \$400,000 to \$360,000. The non-profit Langston was established to fund and create programming for the Langston Hughes Performing Arts Institute (LHPAI). The partnership established in 2018 between ARTS and Langston to create programming for LHPAI was based on the expectation that Langston would start to receive less funding once it was established and able to begin fundraising.

Leadership and Administration Reductions

Expenditures \$(150,000)

This item reduces funding for general office support and flexible resources by 32 percent. This reduction includes elimination of professional development funds to support employee training in the department.

Neighborhood and Community Arts Reduction

Expenditures \$(52,000)

This item eliminates funding for the Neighborhood & Community Arts (NCA) grant program. This program supports recurring festivals or events that promote arts and cultural participation, celebrate diversity, build community connections, and enhance the visibility of neighborhoods or cultural communities through arts and culture. The groups supported by NCA could also be eligible for grants like the Department of Neighborhoods' Neighborhood Matching Fund.

NHL Annual Art Investment

Expenditures \$175,000

Revenues \$175,000

As part of the agreement signed with the City, NHL Seattle will provide \$175,000 annually for arts and cultural purposes on Seattle Center campus. These funds will support the activation of the campus, and specifically the area around the Arena, with cultural activity. ARTS will partner with Seattle Center and the Uptown Cultural District to develop specific plans for the funding.

Professional Development Reductions

Expenditures \$(22,700)

This item reduces funding for professional development for City staff and community partners who work with the Youth Development program by 30 percent.

Office of Arts and Culture

Recurring Events

Expenditures \$(12,000)

This item is a 17 percent reduction to funds that support the Mayor's Arts Awards, Out to Lunch Summer Concert series, and Visit Seattle.

Reduction to Internal City Equity Projects

Expenditures \$(23,500)

This item is a 24 percent reduction in funding for partnerships with other City departments that build racial equity in areas such as the environment, community engagement, community development and workforce. ARTS prioritized funding for community programs over funding for internal City projects. Funding for the Creative Equity Fund, which supports BIPOC-led organizations implementing community-centered, arts and culture-based strategies to dismantle structural racism, will be maintained in full.

Seattle Together COVID-19 Response Position Support

Expenditures \$66,922

This item adds funding to support a temporary position housed at Department of Neighborhoods (DON) that will work on the Seattle Together program. The Seattle Together project is a COVID-19 recovery initiative aimed at fostering belonging in the city and is vital to the long-term economic and social recovery of our region. DON and ARTS are partnering on this project.

Shift of Funding of Public Art Program Manager

Expenditures \$19,440

Position Allocation -

This item shifts funding for a Manager 1 position from Admission Tax revenue to 1% for Art revenue and increases the position from 0.5 FTE to 1.0 FTE. This item also reduces an Art Program Specialist position from 1.0 FTE to 0.5 FTE. These changes result in a net savings of \$62,038 to the Arts and Culture Fund and an increase in spending of \$81,478 out of the Municipal Arts Fund. The Manager 1 will oversee the Public Art Program as well as programming at the ARTS @ King Street Station space. 10 percent of the funding for the position will remain in the Cultural Space BSL to reflect the share of the position's time devoted to work outside of the Public Art program.

VERA Support Reduction

Expenditures \$(5,000)

This item reduces ARTS funding for the Vera Project (VERA) by 10 percent. VERA is an all-ages music and arts venue.

Proposed Technical

Operating Revenue

Revenues \$(2,012,463)

This item adjusts revenues to align with 2021 projections.

Office of Arts and Culture

Shift of Funding of City's RSJI Summit

Expenditures \$(20,000)

This item reduces funding for the City's internal RSJI Summit. Funding for the RSJI Summit is no longer needed in Office of Arts and Culture because funding will be added for it in Office for Civil Rights.

Citywide Adjustments for Standard Cost Changes

Expenditures \$31,306

Citywide technical adjustments made in the baseline phase reflect changes to internal services costs, including rates from the Department of Finance & Administrative Services, Seattle Information Technology Department, Seattle Department of Human Resources, and for healthcare, retirement and industrial insurance charges for the department. These adjustments reflect initial assumptions about these costs and inflators early in the budget process.

Office of Arts and Culture

Expenditure Overview

	2019 Actuals	2020 Adopted	2021 Proposed
Appropriations			
ARTS - BO-AR-2VMA0 - Public Art			
12010 - Municipal Arts Fund	2,154,013	2,605,586	2,912,013
12400 - Arts and Culture Fund	168,087	196,960	-
Total for BSL: BO-AR-2VMA0	2,322,100	2,802,546	2,912,013
ARTS - BO-AR-VA150 - Leadership and Administration			
12010 - Municipal Arts Fund	891,702	938,726	966,776
12400 - Arts and Culture Fund	3,125,700	3,292,573	3,119,458
Total for BSL: BO-AR-VA150	4,017,401	4,231,299	4,086,234
ARTS - BO-AR-VA160 - Arts and Cultural Programs			
12400 - Arts and Culture Fund	7,151,478	7,183,379	6,608,278
Total for BSL: BO-AR-VA160	7,151,478	7,183,379	6,608,278
ARTS - BO-AR-VA170 - Cultural Space			
12400 - Arts and Culture Fund	941,080	1,428,827	808,850
Total for BSL: BO-AR-VA170	941,080	1,428,827	808,850
Department Total	14,432,059	15,646,051	14,415,375
Department Full-Time Equivalents Total*	35.09	39.09	39.09

** FTE totals are provided for informational purposes only. Changes in FTEs resulting from City Council or Human Resources Director actions outside of the budget process may not be detailed here*

Budget Summary by Fund Office of Arts and Culture

	2019 Actuals	2020 Adopted	2021 Proposed
12010 - Municipal Arts Fund	3,045,714	3,544,312	3,878,789
12400 - Arts and Culture Fund	11,386,344	12,101,739	10,536,586
Budget Totals for ARTS	14,432,059	15,646,051	14,415,375

Office of Arts and Culture

Revenue Overview

2021 Estimated Revenues

Account Code	Account Name	2019 Actuals	2020 Adopted	2021 Proposed
341900	General Government-Other Rev	3,700,954	-	-
360020	Inv Earn-Residual Cash	254,740	-	-
360210	Oth Interest Earnings	-	105,500	110,000
360900	Miscellaneous Revs-Other Rev	10,000	25,462	20,000
397000	Operating Transfers In Summ	-	5,156,635	3,435,519
Total Revenues for: 12010 - Municipal Arts Fund		3,965,694	5,287,597	3,565,519
400000	Use of/Contribution to Fund Balance	-	(1,743,285)	313,270
Total Resources for:12010 - Municipal Arts Fund		3,965,694	3,544,312	3,878,789
316020	B&O Tax-Admissions Rev	-	-	-
331110	Direct Fed Grants	40,000	-	-
341900	General Government-Other Rev	222,661	-	-
350190	Nsf Check Fees	40	-	-
360210	Oth Interest Earnings	-	50,000	50,000
360300	St Space Facilities Rentals	250	-	-
360350	Other Rents & Use Charges	79,670	-	-
360500	L/T Disabil Insur Employee Con	750	-	-
360900	Miscellaneous Revs-Other Rev	4,751	235,000	187,000
397000	Operating Transfers In Summ	-	11,738,454	11,384,000
397010	Operating Transfers In	11,624,602	50,000	-
Total Revenues for: 12400 - Arts and Culture Fund		11,972,724	12,073,454	11,621,000
400000	Use of/Contribution to Fund Balance	-	144,576	(1,084,414)
Total Resources for:12400 - Arts and Culture Fund		11,972,724	12,218,030	10,536,586
Total ARTS Resources		15,938,418	15,762,342	14,415,375

Office of Arts and Culture

Appropriations by Budget Summary Level and Program

ARTS - BO-AR-2VMA0 - Public Art

The purpose of the Public Art Budget Summary Level is to fund the Public Art Program, which develops art pieces and programs for City facilities, and the Artwork Conservation Program, which maintains the City's permanent art collection.

Program Expenditures	2019 Actuals	2020 Adopted	2021 Proposed
Artwork Conservation	168,087	196,960	199,498
Public Art	2,154,013	2,605,586	2,712,515
Total	2,322,100	2,802,546	2,912,013
Full-time Equivalents Total*	11.75	11.75	12.15

**FTE totals are provided for informational purposes only. Changes in FTEs resulting from City Council or Human Resources Director actions outside of the budget process may not be detailed here*

The following information summarizes the programs in Public Art Budget Summary Level:

Artwork Conservation

Expenditures/FTE	2019 Actuals	2020 Adopted	2021 Proposed
Artwork Conservation	168,087	196,960	199,498
Full Time Equivalents Total	1.00	1.00	1.00

Public Art

Expenditures/FTE	2019 Actuals	2020 Adopted	2021 Proposed
Public Art	2,154,013	2,605,586	2,712,515
Full Time Equivalents Total	10.75	10.75	11.15

Office of Arts and Culture

ARTS - BO-AR-VA150 - Leadership and Administration

The purpose of the Leadership and Administration Budget Summary Level is to provide executive, financial, human resource, and business support to the Office and to support the Seattle Arts Commission, a 16-member advisory board that advises the Office, Mayor, and City Council on arts programs and policy.

Program Expenditures	2019 Actuals	2020 Adopted	2021 Proposed
Citywide Indirect Costs	794,925	951,890	981,439
Departmental Indirect Costs	2,049,831	2,075,284	1,881,053
Pooled Benefits and PTO	1,172,645	1,204,125	1,223,742
Total	4,017,401	4,231,299	4,086,234
Full-time Equivalents Total*	8.00	9.00	9.00

**FTE totals are provided for informational purposes only. Changes in FTEs resulting from City Council or Human Resources Director actions outside of the budget process may not be detailed here*

The following information summarizes the programs in Leadership and Administration Budget Summary Level:

Citywide Indirect Costs

Expenditures/FTE	2019 Actuals	2020 Adopted	2021 Proposed
Citywide Indirect Costs	794,925	951,890	981,439

Departmental Indirect Costs

Expenditures/FTE	2019 Actuals	2020 Adopted	2021 Proposed
Departmental Indirect Costs	2,049,831	2,075,284	1,881,053
Full Time Equivalents Total	8.00	9.00	9.00

Pooled Benefits and PTO

Expenditures/FTE	2019 Actuals	2020 Adopted	2021 Proposed
Pooled Benefits and PTO	1,172,645	1,204,125	1,223,742

Office of Arts and Culture

ARTS - BO-AR-VA160 - Arts and Cultural Programs

The purpose of the Arts and Cultural Programs Budget Summary Level is to invest in Seattle's arts and cultural community.

Program Expenditures	2019 Actuals	2020 Adopted	2021 Proposed
Activations Equity and Youth Development	2,155,844	2,096,435	1,942,668
Communication Outreach and Events	435,577	541,814	613,465
Cultural Facilities Operations	908,840	978,236	987,722
Funding Programs & Partnership	3,651,217	3,566,894	3,064,423
Total	7,151,478	7,183,379	6,608,278
Full-time Equivalents Total*	13.84	16.84	16.84

**FTE totals are provided for informational purposes only. Changes in FTEs resulting from City Council or Human Resources Director actions outside of the budget process may not be detailed here*

The following information summarizes the programs in Arts and Cultural Programs Budget Summary Level:

Activations Equity and Youth Development

Expenditures/FTE	2019 Actuals	2020 Adopted	2021 Proposed
Activations Equity and Youth Development	2,155,844	2,096,435	1,942,668
Full Time Equivalents Total	3.00	4.00	4.00

Communication Outreach and Events

Expenditures/FTE	2019 Actuals	2020 Adopted	2021 Proposed
Communication Outreach and Events	435,577	541,814	613,465
Full Time Equivalents Total	2.00	4.00	4.00

Cultural Facilities Operations

Expenditures/FTE	2019 Actuals	2020 Adopted	2021 Proposed
Cultural Facilities Operations	908,840	978,236	987,722
Full Time Equivalents Total	6.09	6.09	6.09

Office of Arts and Culture

Funding Programs & Partnership

	2019	2020	2021
Expenditures/FTE	Actuals	Adopted	Proposed
Funding Programs & Partnership	3,651,217	3,566,894	3,064,423
Full Time Equivalents Total	2.75	2.75	2.75

ARTS - BO-AR-VA170 - Cultural Space

The purpose of the Cultural Space Budget Summary Level is to fund the development of new cultural spaces, the retention of crucial cultural anchors, and physical space improvements in existing cultural institutions.

Program Expenditures	2019	2020	2021
	Actuals	Adopted	Proposed
Cultural Space	941,080	1,428,827	808,850
Total	941,080	1,428,827	808,850
Full-time Equivalents Total*	1.50	1.50	1.10

**FTE totals are provided for informational purposes only. Changes in FTEs resulting from City Council or Human Resources Director actions outside of the budget process may not be detailed here*

Seattle Parks and Recreation

Jesús Aguirre, Superintendent

(206) 684-4075

<http://www.seattle.gov/parks/>

Department Overview

Seattle Parks and Recreation (SPR) works with all residents to be good stewards of the environment and to provide safe, welcoming opportunities to play, learn, contemplate, and build community. SPR manages a [6,400-acre park system of over 485 parks](#) and extensive natural areas. SPR provides athletic fields, tennis courts, play areas, specialty gardens, and more than 25 miles of boulevards and 120 miles of trails. The system comprises about 12% of the city's land area. SPR also manages many facilities, including 26 [community centers](#), eight [indoor swimming pools](#), two [outdoor \(summer\) swimming pools](#), four [environmental education centers](#), two [small craft centers](#), four [golf courses](#), an outdoor stadium, and much more. The Woodland Park Zoological Society operates the zoo and the Seattle Aquarium Society operates the City-owned Seattle Aquarium; both receive financial support from the City.

Department employees work hard to develop partnerships with park neighbors, volunteer groups, non-profit agencies, local businesses, and Seattle Public Schools to effectively respond to increasing requests for use of Seattle's park and recreation facilities. Perhaps the most significant partnership is with the Associated Recreation Council (ARC) which provides child care and supports recreation programs at SPR-owned facilities, including community centers and small craft centers. ARC, a non-profit organization, also supports and manages the recreation advisory councils. These advisory councils are made up of volunteer community members who advise SPR's staff on recreation programming at community centers and other facilities. This collaborative relationship with ARC enables the department to offer quality child care and a wide range of recreation programs to the public.

SPR's funding is a combination of tax dollars from the City's General Fund, Seattle Park District funds, Real Estate Excise Tax and revenue from a variety of other sources including grants, user fees and rental charges. Funding for new parks facilities historically came from voter-approved levies. In 2014, Seattle voters approved the formation of a new taxing district known as the Seattle Park District. Property taxes collected by the Seattle Park District provide funding for City parks and recreation including maintaining parklands and facilities, operating community centers and recreation programs, and developing new neighborhood parks on previously acquired sites.

Budget Snapshot

	2019 Actuals	2020 Adopted	2021 Proposed
Department Support			
General Fund Support	98,783,882	104,345,820	97,262,592
Other Funding - Operating	63,198,891	70,876,720	77,836,209
Total Operations	161,982,773	175,222,541	175,098,801
Capital Support			
General Fund Support	2,006,905	1,210,000	-
Other Funding - Capital	83,662,365	85,504,449	52,970,111
Total Capital	85,669,269	86,714,449	52,970,111
Total Appropriations	247,652,043	261,936,990	228,068,912
 Full-Time Equivalents Total*	 927.40	 939.68	 938.68

Seattle Parks and Recreation

** FTE totals are provided for informational purposes only. Changes in FTEs resulting from City Council or Human Resources Director actions outside of the budget process may not be detailed here*

Budget Overview

COVID-19 Reductions

The 2021 Proposed Budget was developed in the midst of the COVID-19 pandemic creating a high degree of uncertainty of the economic impacts during development of the budget. Seattle Parks and Recreation (SPR) had to make many assumptions about the state of the crisis in 2021 including which facilities will be reopened and what services and programs will be offered throughout the year. Revenue forecasts provided by SPR and the City Budget Office informed the scale of reductions considered in this budget proposal. Notably, the Proposed Budget includes:

- \$10.6 million of revenue losses in the Park and Recreation Fund, of which \$4.1 million will be offset through funding realignments within the Seattle Park District Fund and \$6.4 million with reduced spending;
- \$11.4 million of General Fund reductions, of which \$8.9 million will be offset through funding realignments within the Seattle Park District Fund, \$1.3 million with reduced spending, and \$1.2 million by shifting debt service payments to the Real Estate Excise Tax (REET) Capital Fund; and
- \$19.3 million in reductions in REET funds.

These numbers do not include other technical changes unrelated to the COVID-19 pandemic.

The majority of SPR's cuts will impact the 6-year Capital Improvement Program; this reflects an effort to preserve operational services. In 2021, across all funds, operating reductions total \$9.7 million and capital reductions total \$29.8 million. Operating reductions primarily reflect savings associated with COVID-19 closures and reduced programming.

Ongoing capital reductions to the Park District and REET funds will result in a number of project deferrals and increase the life-cycle demand on capital assets. Following adoption of the 2021 budget, SPR will update its asset preservation plan and identify opportunities to reinstate funding to some projects and programs; this could include funding from the next 6-year cycle of the Park District spending plan (2022-2027). These reductions will place a burden on the next cycle of the Park District to restore some of these cuts, which already had a number of future commitments that are not fully funded such as the Green Lake Community Center and the new Mercer Community Center tenant improvements.

SPR's 2021 Proposed Budget reflects an effort to preserve discrete projects in BIPOC communities and to prioritize services and projects in underserved neighborhoods. Taking these cuts allows other capital projects to move forward such as the community center stabilization projects at locations in South Seattle as well as land banked site development at Little Saigon, North Rainier and South Park. It also helps the department avoid making operational cuts that would significantly affect service to the public.

The 2021 Proposed Budget also includes legislation authorizing the City Council to suspend the minimum General Fund requirement in 2021 per section 3.3 of the interlocal agreement establishing the Seattle Park District (Ordinance 124468) due to the COVID-19 pandemic. Section 3.3 of the interlocal agreement allows the City Council to lift the minimum General Fund requirement in the event of a natural disaster or exigent economic circumstance.

Operating Assumptions

SPR's revenue projections assume the City will be in Phase 3 beginning in 2021. As a result, certain facilities, programs, and events will be limited to avoid large gatherings (at the time of budget development Phase 3 was defined as fewer than 50 people at a time; the State recently updated Phase 3 to fewer than 10 people at a time which could result in greater revenue losses than is forecasted in the Proposed Budget). The 2021 Proposed Budget assumes pool operations will be limited to 4 of 10 pools: Rainier Beach, Southwest, Meadowbrook, and Medgar Evers. In addition, 5 community centers will be closed all year to align with planned stabilization projects: Hiawatha,

Seattle Parks and Recreation

Jefferson, Magnuson, South Park and Queen Anne. The Parks Department intends to redeploy staff impacted by these pool and community center closures to support a new outdoor recreation program which will be piloted in 2021; this pilot program will leverage existing partnerships and resources to expand outdoor, community-based recreation programming and will help mitigate services that may not be allowable due to construction and Phase 3 public health restrictions. SPR is also using its facilities to provide full-day childcare for elementary students at 19 sites and teen resource hubs at 7 locations.

The proposed budget does not assume any layoffs in 2021, allowing SPR to retain a diverse workforce with specialized skills. Instead, Parks will continue to hold vacancies and reduce the use of temporary and seasonal labor commiserate with programming reductions due to COVID-19.

For more details on specific changes to SPR's 2021 Proposed Budget and 2021-2026 Capital Improvement Program (CIP), please see the Proposed Changes section of these budget book pages and the accompanying CIP Proposed Budget Book pages.

Seattle Parks and Recreation

Incremental Budget Changes

Seattle Parks and Recreation

	2021 Proposed Budget	FTE
2021 Beginning Budget	263,447,541	939.68
Baseline		
Baseline Adjustment for Inflation	283,608	-
Baseline Revenue Adjustments	-	-
Adjustment for One-Time Budget Changes	(1,520,000)	-
Citywide Adjustments for Standard Cost Changes	2,020,932	-
Baseline Adjustments for Personnel Costs	2,278,818	-
Baseline CIP Adjustment	290,000	-
SPR Project Structure Changes	-	-
Proposed Operating		
General Fund Balancing: Capital Budget Realignment	(407,627)	-
General Fund Balancing: Leadership and Administration Efficiencies	(142,570)	-
General Fund Balancing: Park Maintenance Division Efficiencies	(250,000)	-
General Fund Balancing: Facility Maintenance Division Efficiencies	(250,372)	-
General Fund Balancing: Realign Volunteer Programs Unit	(144,035)	(1.00)
General Fund Balancing: Alki Community Center	(100,000)	-
General Fund Balancing: Park District Realignment	(1,183,442)	-
Park Fund Balancing: COVID-19 Impacts and Park District Realignment	(884,634)	-
Proposed Capital		
Feasibility Study for Pool at Magnuson Park	50,000	-
General Fund Balancing: Park District Realignment	(7,716,558)	-
General Fund Balancing: Shift Debt Service Payments to REET	494	-
REET Balancing: Align Gasworks Park Remediation Funding with Puget Sound Energy Spending Plan	(570,000)	-
REET Balancing: Debt Finance Aquarium Contribution	295,481	-
REET Balancing: Delay Athletic Field Conversions	(5,952,000)	-
REET Balancing: Reduce Funding to Ongoing Programs	(7,057,000)	-
REET Balancing: Out Year CIP Changes	-	-
Park Fund Balancing: Park District Realignment	-	-
Waterfront Funding Plan Adjustments - Piers	(9,100,000)	-
Add Park Land Acquisition CFT Funding	300,000	-
Proposed Technical		
Add Soundview Athletic Field Conversion Project	-	-

Seattle Parks and Recreation

REET I and II Technical Adjustment	-	-
Use of Fund Balance	-	-
Park Maintenance District Realignment	-	-
Project Budget Adjustments	-	-
HRIS Reconciliation	(174,498)	-
Fund Balancing - Operating	835,746	-
Fund Balancing - Capital	(5,795,306)	-
Adjust Community Learning Center Funding	(485,666)	-
Total Incremental Changes	\$(35,378,629)	(1.00)
Total 2021 Proposed Budget	\$228,068,912	938.68

Description of Incremental Budget Changes

Baseline

Baseline Adjustment for Inflation

Expenditures \$283,608

This item increases SPR's General Fund contribution to reflect an inflationary increase in SPR's annual operating commitment to the Zoo. The 2021 Proposed Budget moves this General Fund and all remaining General Fund support for the Zoo to the Park District; see Proposed Operating Changes for more details.

Baseline Revenue Adjustments

Revenues \$30,988,370

This item adjusts SPR's baseline revenues across funds to remove one-time changes from the 2020 Adopted Budget and make technical adjustments to align with updated forecasts for the 2021 Proposed Budget.

Adjustment for One-Time Budget Changes

Expenditures \$(1,520,000)

Revenues \$(429,852)

This item includes budget adjustments for one-time changes in the 2020 Adopted Budget:

- (\$70,000) one-time King County Parks Levy funding for City Hall Park Activation;
- (\$150,000) one-time General Fund for youth development added in Council Green Sheet SPR-8-A-1 to provide funding for American Indian and Alaska Native Youth Development;
- (\$300,000) one-time Sweetened Beverage Tax funding added in Council Green Sheet OSE-2-D-1 to add water bottle filling stations at community centers; and
- (\$1,000,000) one-time Park Fund resources to cover utility rate increases.

Citywide Adjustments for Standard Cost Changes

Expenditures \$2,020,932

Citywide technical adjustments made in the baseline phase reflect changes to internal services costs, including rates from the Department of Finance & Administrative Services, Seattle Information Technology Department, Seattle

Seattle Parks and Recreation

Department of Human Resources, and for healthcare, retirement and industrial insurance charges for the department. These adjustments reflect initial assumptions about these costs and inflators early in the budget process.

Baseline Adjustments for Personnel Costs

Expenditures \$2,278,818

This centrally administered change adjusts appropriations to reflect an annual wage increase, as outlined in the agreements between the City and the Coalition of Unions, for personnel costs included in this department's baseline budget. This includes increases to salary, FICA, Medicare, family medical leave, retirement, overtime and temporary labor. There is no increase assumed from 2021 to 2022. This does not include a 2021 salary increase for non-represented Executives, Managers and Strategic Advisors.

Baseline CIP Adjustment

Expenditures \$290,000

This technical CIP adjustment applies Council changes made during 2019 to the out years, including 2021, for the following projects within SPR's Capital Improvement Program: Aquarium Expansion Project, Comfort Station Renovations, and Play Area Renovations. This item establishes the baseline budget for which 2021 Proposed Changes will be applied.

SPR Project Structure Changes

Expenditures -

The 2021 Proposed Budget reflects technical changes to SPR's budget project structure to simplify budget development and monitoring. These changes are budget and fund neutral.

To improve SPR's ability to develop and manage the operating budget, the current project structure is streamlined by eliminating the Cost Center Budget Summary Level (BSL) along with other minor modifications to existing BSLs. The proposed changes to the project structure benefit budget, accounting, and divisional finance staff by eliminating complex expenditure allocations.

Proposed Operating

General Fund Balancing: Capital Budget Realignment

Expenditures \$(407,627)

This change reduces SPR's ongoing General Fund contribution to better align the budget for four positions to where the work is occurring. These positions were previously funded by the General Fund but will now instead be charged to projects in Parks' Capital Improvement Program.

General Fund Balancing: Leadership and Administration Efficiencies

Expenditures \$(142,570)

This item makes an ongoing reduction to SPR's General Fund contribution by reducing the department's non-labor budget by 19% across the Policy, Finance, and Human Resource Divisions.

General Fund Balancing: Park Maintenance Division Efficiencies

Expenditures \$(250,000)

Seattle Parks and Recreation

This item makes an ongoing reduction to SPR's General Fund contribution by reducing the department's budget by 1-2% across non-labor accounts within the Park Maintenance Division.

General Fund Balancing: Facility Maintenance Division Efficiencies

Expenditures \$(250,372)

This item makes an ongoing reduction to SPR's General Fund contribution by reducing the department's budget by 1-2% across non-labor accounts within the Facility Maintenance Division (\$100,000) and reducing the division's budget for temporary labor (\$150,000). SPR will mitigate the loss of temporary labor by using Seattle Conservation Corps members to support skilled craft work as available.

General Fund Balancing: Realign Volunteer Programs Unit

Expenditures \$(144,035)

Position Allocation (1.00)

This proposal achieves ongoing General Fund savings by abrogating a vacant Volunteer Coordinator Supervisor position from the three-person Volunteer Programs Unit. This team provides volunteer recruitment and management support for the department and will be consolidated under other existing supervisory resources within the department.

General Fund Balancing: Alki Community Center

Expenditures \$(100,000)

Alki Community Center is currently designated as a full-service community center, though its primary uses are for licensed childcare and early learning. This proposal achieves ongoing savings by converting Alki from a full-service community center to a childcare and preschool hub. This change will allow ARC and DEEL to continue providing preschool and before/after-school programs out of the center and will move most other programs such as special events and recreation programming to an adjacent gym. Savings will come from reduced labor costs associated with a small reduction in non-childcare programming.

General Fund Balancing: Park District Realignment

Expenditures \$(1,183,442)

The 2021 Proposed Budget reflects an ongoing realignment of General Fund and Park District resources to achieve General Fund savings while retaining core operating services. The proposed budget shifts \$8.9 million in General Fund operating costs to the Park District. See below for details:

Operating Savings from Park District (\$1,183,442)

- Captures operational and maintenance savings associated with land-banked site development work that was delayed in the first round of COVID-related budget reductions in 2020. Because the sites have not been developed, they do not need the level of maintenance required for a developed park.

Capital Savings from Park District (\$7,716,558)

- Park Land Acquisition and Leverage Fund (\$1,512,816)
- Major Projects Challenge Fund (\$1,810,253)
- Major Maintenance Backlog and Asset Management (\$4,393,489)

Seattle Parks and Recreation

These Park District savings will fund costs associated with SPR's annual operating commitment to the Zoo as well as Aquatics that were previously supported by the General Fund. For more information on the reductions to SPR's capital projects please see the Proposed Capital Changes section of SPR's budget book pages.

Park Fund Balancing: COVID-19 Impacts and Park District Realignment

Expenditures \$(884,634)

Revenues \$(4,137,046)

The Parks Department is estimating a \$10.5 million revenue loss in the Park Fund in 2021 due to extended facility closures and programming reductions associated with the COVID-19 pandemic. This item includes a technical adjustment to transfer \$6.4 million of those revenues and expenditure reductions into a new "COVID Planning 2021" Budget Program in the Park Fund. This new program will allow SPR to keep track of their targeted underspend while maintaining some flexibility to restore funding to divisional budgets should programming be able to resume in 2021.

The remaining \$4.1 million of revenue and expenditure reductions will be funded with Park District resources including Park District operating savings (\$884,634) and a funding realignment with SPR's Capital Improvement Program (\$3.2 million). See below for details.

Operating Savings from Park District (\$884,634)

- Initiative 1.3 Savings Our Forest (\$175,703): holds two maintenance laborer vacancies within the Natural Area Crew
- Initiative 3.3 Better Programs for Young People - Seattle's Future (\$330,789): holds two vacancies and pauses work on the Youth Quality Assessment Program
- Initiative 3.6 Put the Arts in Parks (\$283,141): retains funding for select activities and holds vacant one Admin Spec 1 position
- Initiative 4.11 Urban Parks Partnership (\$95,000): reduces a portion of the funding provided to Urban Park partners commiserate with expected program reductions due to COVID-19

Capital Savings from Park District (\$3,252,412)

- Replaces Park District funding from the Waterfront Piers Rehabilitation with a combination of Real Estate Excise Tax and Beach Maintenance Trust Fund revenues. Please see the Proposed Capital Changes section of SPR's budget book pages for more details on the capital impacts associated with this change.

Proposed Capital

Feasibility Study for Pool at Magnuson Park

Expenditures \$50,000

This item adds \$50,000 to the existing Magnuson Park Community Center Improvements project and expands its scope to include a feasibility and needs assessment for a recreational pool at Magnuson Park.

General Fund Balancing: Park District Realignment

Expenditures \$(7,716,558)

The 2021 Proposed Budget includes an ongoing realignment of General Fund and Park District resources to achieve General Fund savings while retaining core operating services. This change reflects \$7.7 million of capital reductions in SPR's Capital Improvement Program associated with this funding realignment:

- Reduce Park Land Acquisition and Leverage Fund by \$1,512,816: This change reduces SPR's acquisition efforts and instead focuses on expanding greenbelts and natural areas that have lower acquisition costs and

Seattle Parks and Recreation

allow SPR to leverage Conservation Futures Tax Funding. It also sustains staffing to continue relationships with property owners and outside agencies to leverage other opportunities to create public open space partnerships.

- Reduce Major Project Challenge Fund by \$1,810,253: The Major Project Challenge Fund (MPCF) was funded in the first cycle of the Park District. By the end of 2020, all feasibility studies funded by the MPCF are anticipated to be complete. SPR had already begun exploring possible alternatives to the MPCF model to be considered in the next cycle of the Park District; this option will instead redirect that funding to offset General Fund expenses on an ongoing basis.
- Reduce Major Maintenance Backlog and Asset Management by \$4,393,489: This change reduces SPR's funding for capital asset preservation, shifting these resources to the operating budget to support preventative maintenance previously funded by the General Fund. This reduction means SPR will be able to take on fewer major maintenance projects in 2021.

General Fund Balancing: Shift Debt Service Payments to REET

Expenditures \$494

The 2021 Proposed Budget shifts approximately \$1.2 million of ongoing debt service payments for the Rainier Beach Community Center from the General Fund to the Real Estate Excise Tax I (REET I). This adjustment is budget neutral across funds. The balance of \$494 corrects a rounding error.

REET Balancing: Align Gasworks Park Remediation Funding with Puget Sound Energy Spending Plan

Expenditures \$(570,000)

This budget proposal reduces funding to the Gas Works Park - Remediation Project in 2021 and adjusts future year appropriation amounts to align with revised spending estimates from Puget Sound Energy.

REET Balancing: Debt Finance Aquarium Contribution

Expenditures \$295,481

This item adjusts the funding strategy for the remainder of the City's obligation for the Aquarium Expansion project. Due to the COVID-19 pandemic, there is excessive strain on the City's funding sources, especially REET revenues that fund the Aquarium project. This changes the project from cash financing to debt financing with LTGO Bonds issued over the next two to three years. The debt service will be paid by REET.

REET Balancing: Delay Athletic Field Conversions

Expenditures \$(5,952,000)

Due to reductions in Real Estate Excise Tax (REET) revenues resulting from the COVID-19 pandemic, the 2021 Proposed Budget identifies a number of REET-funded projects that will be delayed or deferred within SPR's Capital Improvement Program. This proposal delays the project schedule for playfield conversion projects which SPR has identified as a lower priority than field replacements and other asset preservation projects. Magnuson Park Athletic Field 12 will be delayed to 2028 and West Magnolia Playfield South will be delayed to 2030.

REET Balancing: Reduce Funding to Ongoing Programs

Expenditures \$(7,057,000)

Due to the significant shortfall in Real Estate Excise Tax (REET) revenues resulting from the COVID-19 pandemic, the 2021 Proposed Budget identifies a number of REET-funded projects that will be delayed or deferred within SPR's Capital Improvement Program (CIP). This proposal eliminates or reduces REET funding in the following ongoing programs:

Seattle Parks and Recreation

- Funding eliminated in 6-year CIP: Comfort Station Renovations, Boiler and Mechanical System Replacement, Ballfield Lighting Replacement, Roof & Building Envelope, Play Area Safety, Electrical System Replacement, Environmental Remediation, Sport Court Restoration, Ballfields – Minor Capital Improvements
- One to three year budget reductions: Irrigation Replacement and Outdoor Infrastructure, Pavement Restoration, Utility Conservation, ADA Compliance, Urban Forestry, Neighborhood Response, Landscape Restoration, Trails Renovation, Play Area Renovations, Athletic Field Replacements

In addition, this item reduces funding in the Major Maintenance Backlog and Asset Management program in 2021 and 2022 and in each year of the Community Center Rehabilitation & Development program, eliminating REET funding in that program entirely beginning in 2023.

The Parks Department maintains a commitment to asset preservation. As such, reductions above were prioritized consistent with SPR's asset management criteria which include: (1) code requirements, (2) life safety, (3) facility integrity, (4) improved operational efficiency, (5) other unique elements such as leveraged funds and (6) equity. Following adoption of the 2021 Proposed Budget, SPR will update its Asset Management Plan to inform the reinstatement of many of these programs as funding returns in future years.

REET Balancing: Out Year CIP Changes

Expenditures -

Due to the significant shortfall in Real Estate Excise Tax (REET) revenues resulting from the COVID-19 pandemic, this proposal makes additional reductions to SPR's REET funding contribution in the out years of the department's 6-year Capital Improvement Program. Specifically, this change:

- reduces funding in 2024 for the West Queen Anne Playfield Conversion project (formerly named Queen Anne Turf Field Replacement) by \$6 million which will delay work to 2027; and
- adjusts funding within the Major Maintenance Backlog Capital Project resulting in a net change of (\$12,167,561) between 2023-2026.

Park Fund Balancing: Park District Realignment

Expenditures -

The 2021 Proposed Budget amends the funding sources for the Parks Central Waterfront Piers Rehabilitation project (MC-PR-21007). These changes do not impact the current schedule to complete the Waterfront project in 2024. This proposal reduces \$3.2 million from the capital project to support base operating costs in 2021. A combination of Real Estate Excise Tax (\$1.7 million) and Beach Maintenance Trust Fund (\$1.5 million) is being added to SPR's budget to backfill the Park District funding. Please see the corresponding operating change to reduce Park Fund and increase Park District resources by \$3.2 million in SPR's operating budget in the Proposed Operating Changes section of these budget book pages.

Waterfront Funding Plan Adjustments - Piers

Expenditures \$(9,100,000)

This item amends the funding plan for the Parks Central Waterfront Piers Rehabilitation project by shifting the timing of funding from the LID-Central Waterfront Fund and from the Central Waterfront Improvement Fund. Due to the COVID-19 pandemic, resolution of appeals as part of the Waterfront LID process has been delayed, and other sources of revenue have also seen changes. These changes allow the Waterfront program to continue to make progress to completion in 2024 and is budget neutral within the 6-year CIP.

Add Park Land Acquisition CFT Funding

Seattle Parks and Recreation

Expenditures	\$300,000
Revenues	\$300,000

The 2021 Proposed Budget adds \$300,000 of ongoing funding in the Park Fund to support the Park Land Acquisition project. This additional \$1,800,000 total over the 6 years is supported by resources from the King County Conservation Futures tax (CFT).

Proposed Technical

Add Soundview Athletic Field Conversion Project

Expenditures	-
--------------	---

This proposal adds the Soundview Playfield Conversion Project to the 2021-2026 CIP. This project was delayed due to the COVID-19 pandemic in 2020.

REET I and II Technical Adjustment

Expenditures	-
--------------	---

This is a net zero technical adjustment that is necessary to balance the REET I & II capital funds.

Use of Fund Balance

Revenues	\$1,454,769
----------	-------------

This is a technical item to balance revenues and expenditures for the funds managed by this department.

Park Maintenance District Realignment

Expenditures	-
--------------	---

This item reflects budget neutral funding transfers to implement a reorganization of the park maintenance districts. The 2021 Proposed Budget splits up the two largest park maintenance districts, Southeast and Central West, increasing the total number of park maintenance districts from 6 to 8. This change will right-size the ratio of supervisors to staff across all districts and result in better management oversight.

Project Budget Adjustments

Expenditures	-
--------------	---

This technical item adjusts revenue and expense budgets for various projects and is budget neutral across funds.

HRIS Reconciliation

Expenditures	\$(174,498)
Position Allocation	-

This proposal adjusts expense and revenue budgets across SPR programs to correctly align funds with position reclassifications done outside of the previous budget process, APEX/SAM adjustments, and a technical true-up of 2020 AWI impacts on the capital planning division that resulted in a net reduction in the Park Fund.

Fund Balancing - Operating

Expenditures	\$835,746
--------------	-----------

Seattle Parks and Recreation

The 2020 Adopted Budget allocated \$1,000,000 from the Park Fund to pay for utility cost increases; this was one-time funding which has been removed in the proposed baseline budget and is being partially transferred to the Park District through this change. This item also includes small technical adjustments to balance costs in the Park Fund, General Fund, and Park District.

Fund Balancing - Capital

Expenditures	\$(5,795,306)
Revenues	\$(7,450,000)

This change includes technical corrections to SPR's Capital Improvement Program (CIP) including:

- Defer Park District funding for the Lake City Community Center to 2022; this funding was added as a placeholder by the City Council assuming funding would be included in the next cycle of the Park District which has been delayed by one year.
- Shift funding from 2023 to 2021 for the Waterfront Piers Rehabilitation Project to align the budget with SPR's 6-year financial plan for the Seattle Park District.
- Reduce funding for the Saving Our City Forests project in the out years to align with a 2019-2020 Adopted Budget adjustment that shifted Seattle Park District capital funds to operating.
- Reconcile debt payments in the out years for Pier 59.
- Adjust capital revenues to remove one-time resources.

Adjust Community Learning Center Funding

Expenditures	\$(485,666)
Revenues	\$(485,666)

The 2021 Proposed Budget reduces SPR's revenue and expenditures in the Park Fund associated with Community Learning Centers; this change is a technical adjustment to align the budget with distribution changes from the Families, Education, Preschool, and Promise levy and Seattle Public Schools.

Seattle Parks and Recreation

Expenditure Overview

Appropriations	2019 Actuals	2020 Adopted	2021 Proposed
SPR - BC-PR-10000 - 2008 Parks Levy			
30010 - REET I Capital Fund	1,916,478	-	-
30020 - REET II Capital Fund	96	-	-
33860 - 2008 Parks Levy Fund	3,069,083	-	-
36000 - King County Parks Levy Fund	366	-	-
Total for BSL: BC-PR-10000	4,986,023	-	-
SPR - BC-PR-20000 - Building For The Future			
00164 - Unrestricted Cumulative Reserve Fund	4,489,875	-	-
10200 - Park And Recreation Fund	969,104	10,150,000	900,000
19710 - Seattle Park District Fund	11,686,469	7,854,000	1,346,496
30010 - REET I Capital Fund	333,908	10,700,000	1,732,412
30020 - REET II Capital Fund	7,980,259	3,587,000	-
35040 - Waterfront LID #6751	-	-	-
35800 - Alaskan Way Seawall Const Fund	837,880	-	-
35900 - Central Waterfront Improvement Fund	2,972,140	1,000,000	1,500,000
36000 - King County Parks Levy Fund	22,974	-	-
36810 - 2021 LTGO Taxable Bond Fund	-	-	9,000,000
36910 - 2022 LTGO Taxable Bond Fund	-	-	-
70200 - Beach Maintenance Fund	325,000	-	1,520,000
Total for BSL: BC-PR-20000	29,617,608	33,291,000	15,998,908
SPR - BC-PR-30000 - Debt and Special Funding			
00100 - General Fund	2,006,029	1,210,000	-
00164 - Unrestricted Cumulative Reserve Fund	20,528	-	-
10200 - Park And Recreation Fund	269,474	168,000	168,000
30010 - REET I Capital Fund	780,793	779,000	2,273,975
30020 - REET II Capital Fund	1,679,222	1,540,000	1,647,000
35600 - 2012 Multipurpose LTGO Bond Fund	1,328	-	-
36000 - King County Parks Levy Fund	1,530,751	1,536,000	1,541,000
36200 - 2015 Multipurpose LTGO Bond Fund	7,609	-	-
Total for BSL: BC-PR-30000	6,295,734	5,233,000	5,629,975
SPR - BC-PR-40000 - Fix It First			
00100 - General Fund	876	-	-

Seattle Parks and Recreation

00164 - Unrestricted Cumulative Reserve Fund	567,538	35,000	35,000
10200 - Park And Recreation Fund	1,632,785	1,763,000	913,000
17861 - Seattle Preschool Levy Fund	661	-	-
19710 - Seattle Park District Fund	24,436,778	17,502,000	13,496,547
30010 - REET I Capital Fund	3,623,728	4,605,449	9,116,440
30020 - REET II Capital Fund	8,166,629	23,916,000	7,433,560
36000 - King County Parks Levy Fund	1,134,156	6,000	-
70200 - Beach Maintenance Fund	1,506	25,000	-
Total for BSL: BC-PR-40000	39,564,655	47,852,449	30,994,547
SPR - BC-PR-50000 - Maintaining Parks and Facilities			
19710 - Seattle Park District Fund	160,757	338,000	346,680
Total for BSL: BC-PR-50000	160,757	338,000	346,680
SPR - BC-PR-60000 - SR520 Mitigation			
33130 - Park Mitigation & Remediation	5,044,492	-	-
Total for BSL: BC-PR-60000	5,044,492	-	-
SPR - BO-PR-10000 - Parks and Facilities Maintenance and Repairs			
00100 - General Fund	21,782,172	26,646,411	53,178,509
00155 - Sweetened Beverage Tax Fund	-	300,000	-
10200 - Park And Recreation Fund	5,220,194	6,363,752	2,931,069
19710 - Seattle Park District Fund	11,356,268	10,109,518	12,940,438
36000 - King County Parks Levy Fund	14,000	10,000	10,088
Total for BSL: BO-PR-10000	38,372,635	43,429,682	69,060,104
SPR - BO-PR-20000 - Leadership and Administration			
00100 - General Fund	28,412,441	27,905,505	28,751,030
00155 - Sweetened Beverage Tax Fund	-	-	5
10200 - Park And Recreation Fund	1,443,381	2,279,503	8,415,962
19710 - Seattle Park District Fund	2,003,864	2,038,212	2,088,121
36000 - King County Parks Levy Fund	96,065	-	-
Total for BSL: BO-PR-20000	31,955,751	32,223,220	39,255,118
SPR - BO-PR-30000 - Departmentwide Programs			
00100 - General Fund	3,048,339	3,414,814	3,315,635
10200 - Park And Recreation Fund	2,340,963	2,359,243	7,801,459
19710 - Seattle Park District Fund	886,478	887,555	1,687,422
36000 - King County Parks Levy Fund	128,000	70,000	337
Total for BSL: BO-PR-30000	6,403,779	6,731,611	12,804,853

Seattle Parks and Recreation

SPR - BO-PR-40000 - Parks and Open Space

00100 - General Fund	20,444,454	21,661,724	-
10200 - Park And Recreation Fund	3,300,064	1,973,848	-
15280 - Gift Catalog - Parks	3,556	-	-
19710 - Seattle Park District Fund	-	2,542,205	-
Total for BSL: BO-PR-40000	23,748,074	26,177,777	-

SPR - BO-PR-50000 - Recreation Facility Programs

00100 - General Fund	19,807,723	19,471,145	12,017,419
00155 - Sweetened Beverage Tax Fund	-	300,000	302,526
10200 - Park And Recreation Fund	10,146,865	12,225,474	4,296,815
19710 - Seattle Park District Fund	8,989,596	10,354,125	16,783,269
36000 - King County Parks Levy Fund	-	734,000	738,526
Total for BSL: BO-PR-50000	38,944,184	43,084,744	34,138,555

SPR - BO-PR-60000 - Golf Programs

00100 - General Fund	-	10,085	-
10200 - Park And Recreation Fund	11,662,164	12,299,864	12,380,955
Total for BSL: BO-PR-60000	11,662,164	12,309,948	12,380,955

SPR - BO-PR-70000 - Seattle Conservation Corps

00100 - General Fund	219,395	152,255	-
10200 - Park And Recreation Fund	3,232,483	3,430,385	-
19710 - Seattle Park District Fund	431,012	556,984	-
Total for BSL: BO-PR-70000	3,882,891	4,139,623	-

SPR - BO-PR-80000 - Zoo and Aquarium Programs

00100 - General Fund	5,069,359	5,083,882	-
10200 - Park And Recreation Fund	5,533	103,651	103,651
19710 - Seattle Park District Fund	1,938,403	1,938,403	7,355,565
Total for BSL: BO-PR-80000	7,013,295	7,125,936	7,459,216

Department Total	247,652,043	261,936,990	228,068,912
-------------------------	--------------------	--------------------	--------------------

Department Full-Time Equivalents Total*	927.40	939.68	938.68
--	---------------	---------------	---------------

* FTE totals are provided for informational purposes only. Changes in FTEs resulting from City Council or Human Resources Director actions outside of the budget process may not be detailed here

Seattle Parks and Recreation

Budget Summary by Fund Seattle Parks and Recreation

	2019 Actuals	2020 Adopted	2021 Proposed
00100 - General Fund	100,790,787	105,555,820	97,262,592
00155 - Sweetened Beverage Tax Fund	-	600,000	302,531
00164 - Unrestricted Cumulative Reserve Fund	5,077,941	35,000	35,000
10200 - Park And Recreation Fund	40,223,011	53,116,720	37,910,911
15280 - Gift Catalog - Parks	3,556	-	-
17861 - Seattle Preschool Levy Fund	661	-	-
19710 - Seattle Park District Fund	61,889,624	54,121,000	56,044,540
30010 - REET I Capital Fund	6,654,906	16,084,449	13,122,827
30020 - REET II Capital Fund	17,826,205	29,043,000	9,080,560
33130 - Park Mitigation & Remediation	5,044,492	-	-
33860 - 2008 Parks Levy Fund	3,069,083	-	-
35040 - Waterfront LID #6751	-	-	-
35600 - 2012 Multipurpose LTGO Bond Fund	1,328	-	-
35800 - Alaskan Way Seawall Const Fund	837,880	-	-
35900 - Central Waterfront Improvement Fund	2,972,140	1,000,000	1,500,000
36000 - King County Parks Levy Fund	2,926,312	2,356,000	2,289,951
36200 - 2015 Multipurpose LTGO Bond Fund	7,609	-	-
36810 - 2021 LTGO Taxable Bond Fund	-	-	9,000,000
36910 - 2022 LTGO Taxable Bond Fund	-	-	-
70200 - Beach Maintenance Fund	326,506	25,000	1,520,000
Budget Totals for SPR	247,652,043	261,936,990	228,068,912

Seattle Parks and Recreation

Revenue Overview

2021 Estimated Revenues

Account Code	Account Name	2019 Actuals	2020 Adopted	2021 Proposed
331110	Direct Fed Grants	829,334	1,508,000	808,000
333110	Ind Fed Grants	382,319	-	-
334010	State Grants	388,643	-	-
337010	Interlocal Grants	57,198	-	-
337050	Proceeds-Countywide Tax Levy	-	1,500,000	-
337080	Other Private Contrib & Dons	1,874,228	452,400	452,400
341040	Sales Of Maps & Publications	(1,482)	-	-
341090	Sales Of Merchandise	162,195	27,284	16,754
341100	Data Proc-Computer Resources	489	-	-
341900	General Government-Other Rev	3,474,122	2,524,132	2,524,132
343270	Resource Recovery Rev	52,942	3,494,497	3,000,072
343310	Recoveries	1,242,189	1,075,670	1,075,670
347010	Recreation Activities Fees	12,497,414	12,604,251	12,916,052
347020	Recreation Shared Revs Arc	660,925	1,013,392	694,375
347040	Recreation Admission Fees	2,364,571	2,488,880	1,746,316
347050	Exhibit Admission Charges	57,500	568,972	568,972
347060	Athletic Facility Fees	3,272,426	4,038,043	3,862,340
347070	Recreation Education Fees	3,313,384	4,288,212	2,287,118
347080	Cult & Rec Training Charges	13,959	-	-
347090	Parks and Recreation Recovery	2,351,243	-	-
347170	Public Benefit Rev	(2,004,112)	-	-
347180	Tenant Improv Lease Rev Disc	(803,665)	-	-
347900	Culture And Rec-Other Rev	1,171,287	-	-
350190	Nsf Check Fees	880	-	-
360020	Inv Earn-Residual Cash	285,921	-	-
360050	Inv Earn-Other Cash	216	-	-
360110	Unreald Gns/Losses On Invm	-	-	-
360220	Interest Earned On Deliquent A	(1,598)	-	-
360290	Parking Fees	77,027	79,192	79,192
360300	St Space Facilities Rentals	5,327,298	4,956,849	4,139,332
360310	Lt Space/Facilities Leases	3,214,961	1,005,885	1,004,606
360330	Housing Rentals & Leases	1,000	-	-
360340	Concession Proceeds	147,289	80,000	80,000
360350	Other Rents & Use Charges	1,209,251	797,629	767,075
360380	Sale Of Junk Or Salvage	406	-	-

Seattle Parks and Recreation

360420	Other Judgments & Settlements	12,729,110	-	-
360540	Cashiers Overages & Shortages	14,200	-	-
360570	Collection Expense - Misc	210	-	-
360580	Uncollectible Expense - Misc	270	-	-
360690	Building/Oth Space Rent	-	72,000	72,000
360760	Sale Of Surplus Items	533	-	-
360900	Miscellaneous Revs-Other Rev	162,669	890,687	890,687
379020	Capital Contributions	-	8,155,000	1,005,000
395030	Sales Of Other Fixed Assets	3,468	-	-
Total Revenues for: 10200 - Park And Recreation Fund		54,530,218	51,620,975	37,990,093

400000	Use of/Contribution to Fund Balance	-	1,495,745	(79,182)
Total Resources for:10200 - Park And Recreation Fund		54,530,218	53,116,720	37,910,911

311010	Real & Personal Property Taxes	51,604,707	-	-
311020	Sale Of Tax Title Property	84,155	-	-
317040	Leasehold Excise Tax Rev	369,098	-	-
360020	Inv Earn-Residual Cash	1,837,401	-	-
360290	Parking Fees	-	-	-
397010	Operating Transfers In	-	54,638,893	56,044,540
Total Revenues for: 19710 - Seattle Park District Fund		53,895,361	54,638,893	56,044,540

400000	Use of/Contribution to Fund Balance	-	(517,893)	-
Total Resources for:19710 - Seattle Park District Fund		53,895,361	54,121,000	56,044,540

334010	State Grants	133,700	-	-
360020	Inv Earn-Residual Cash	133,456	-	-
Total Revenues for: 33130 - Park Mitigation & Remediation		267,156	-	-

311010	Real & Personal Property Taxes	1,023	-	-
337080	Other Private Contrib & Dons	588,790	-	-
360020	Inv Earn-Residual Cash	362,167	-	-
360150	Interest On Loan Payoffs	288,397	-	-
397010	Operating Transfers In	-	655,000	-
Total Revenues for: 33860 - 2008 Parks Levy Fund		1,240,378	655,000	-

400000	Use of/Contribution to Fund Balance	-	(655,000)	-
--------	-------------------------------------	---	-----------	---

Seattle Parks and Recreation

Total Resources for:33860 - 2008 Parks Levy Fund		1,240,378	-	-
337050	Proceeds-Countywide Tax Levy	2,265,578	-	-
360020	Inv Earn-Residual Cash	118,095	-	-
360350	Other Rents & Use Charges	-	-	-
397010	Operating Transfers In	-	2,249,000	2,251,000
Total Revenues for: 36000 - King County Parks Levy Fund		2,383,672	2,249,000	2,251,000
400000	Use of/Contribution to Fund Balance	-	107,000	38,951
Total Resources for:36000 - King County Parks Levy Fund		2,383,672	2,356,000	2,289,951
360020	Inv Earn-Residual Cash	47,857	-	-
397010	Operating Transfers In	-	25,000	25,000
Total Revenues for: 70200 - Beach Maintenance Fund		47,857	25,000	25,000
400000	Use of/Contribution to Fund Balance	-	-	1,495,000
Total Resources for:70200 - Beach Maintenance Fund		47,857	25,000	1,520,000
Total SPR Resources		112,364,642	109,618,720	97,765,402

Seattle Parks and Recreation

Appropriations by Budget Summary Level and Program

SPR - BC-PR-10000 - 2008 Parks Levy

The purpose of the 2008 Parks Levy Budget Summary Level is to provide the projects identified in the 2008 Parks and Green Spaces Levy including: neighborhood park and green space park acquisitions; development or restoration of major neighborhood parks, cultural facilities, playgrounds, and playfields; restoration of urban forests; and Opportunity Fund projects proposed by neighborhood and community groups.

Program Expenditures	2019 Actuals	2020 Adopted	2021 Proposed
08 Levy Cultural Facilities	1,916,982	-	-
08 Levy Major Parks	380	-	-
08 Levy Neighborhood Park Acq	169,541	-	-
08 Levy Opportunity Fund	764,236	-	-
08 Levy Parks and Playgrounds	2,134,646	-	-
08 Levy P-Patch Development	238	-	-
Total	4,986,023	-	-

**FTE totals are provided for informational purposes only. Changes in FTEs resulting from City Council or Human Resources Director actions outside of the budget process may not be detailed here*

The following information summarizes the programs in 2008 Parks Levy Budget Summary Level:

08 Levy Cultural Facilities

The purpose of the 2008 parks Levy & Cultural Facilities Budget Program Level is to support the development or restoration of cultural facilities identified in the 2008 Parks Levy.

Expenditures/FTE	2019 Actuals	2020 Adopted	2021 Proposed
08 Levy Cultural Facilities	1,916,982	-	-

08 Levy Major Parks

The purpose of the 2008 parks levy & Major Parks Budget Program Level is to support the development or restoration of major neighborhood parks identified in the 2008 Parks Levy.

Expenditures/FTE	2019 Actuals	2020 Adopted	2021 Proposed
08 Levy Major Parks	380	-	-

08 Levy Neighborhood Park Acq

The purpose of the 2008 Parks Levy- Neighborhood Park Acquisition Budget Program Level is to provide for neighborhood park acquisitions identified in the 2008 Parks Levy.

Seattle Parks and Recreation

	2019	2020	2021
Expenditures/FTE	Actuals	Adopted	Proposed
08 Levy Neighborhood Park Acq	169,541	-	-

08 Levy Opportunity Fund

The purpose of the 2008 Parks Levy - Opportunity Fund Development Budget Program Level is to provide funding for development projects identified by neighborhood and community groups.

	2019	2020	2021
Expenditures/FTE	Actuals	Adopted	Proposed
08 Levy Opportunity Fund	764,236	-	-

08 Levy Parks and Playgrounds

The purpose of the 2008 Parks Levy - Neighborhood Parks and Playgrounds Budget Program Level is to improve and address safety issues at playgrounds throughout the city identified in the 2008 Parks Levy.

	2019	2020	2021
Expenditures/FTE	Actuals	Adopted	Proposed
08 Levy Parks and Playgrounds	2,134,646	-	-

08 Levy P-Patch Development

The purpose of the 2008 Parks Levy - P-Patch Development Budget Program Level is to acquire and develop new community gardens or P-Patches and develop community gardens or P-Patches on existing City-owned properties.

	2019	2020	2021
Expenditures/FTE	Actuals	Adopted	Proposed
08 Levy P-Patch Development	238	-	-

SPR - BC-PR-20000 - Building For The Future

The purpose of the Building for the Future Budget Summary Level is to develop new parks and facilities, to acquire new park land, and to improve existing parks and facilities.

Program Expenditures	2019	2020	2021
	Actuals	Adopted	Proposed
Building For The Future - CIP	29,617,608	33,291,000	15,998,908
Total	29,617,608	33,291,000	15,998,908
Full-time Equivalents Total*	10.45	-	-

**FTE totals are provided for informational purposes only. Changes in FTEs resulting from City Council or Human Resources Director actions outside of the budget process may not be detailed here*

Seattle Parks and Recreation

SPR - BC-PR-30000 - Debt and Special Funding

The purpose of the Debt and Special Funding Budget Summary Level is to meet debt service obligations on funds borrowed to meet the Department of Parks and Recreation's capital expenditure requirements and to accomplish unique projects with special funding sources.

Program Expenditures	2019 Actuals	2020 Adopted	2021 Proposed
Debt and Special Funding	6,295,734	5,233,000	5,629,975
Total	6,295,734	5,233,000	5,629,975
Full-time Equivalents Total*	1.33	1.33	1.33

**FTE totals are provided for informational purposes only. Changes in FTEs resulting from City Council or Human Resources Director actions outside of the budget process may not be detailed here*

SPR - BC-PR-40000 - Fix It First

The purpose of the Fix It First Budget Summary Level is to provide for major maintenance, rehabilitation, and preservation of parks, forests, facilities, and related infrastructure.

Program Expenditures	2019 Actuals	2020 Adopted	2021 Proposed
Fix It First - CIP	39,564,655	47,852,449	30,994,547
Total	39,564,655	47,852,449	30,994,547
Full-time Equivalents Total*	17.41	27.86	28.19

**FTE totals are provided for informational purposes only. Changes in FTEs resulting from City Council or Human Resources Director actions outside of the budget process may not be detailed here*

SPR - BC-PR-50000 - Maintaining Parks and Facilities

The purpose of the Maintaining Parks and Facilities Budget Summary Level is to improve existing P-Patches and dog off-leash areas as set forth in the first six-year planning cycle of the Seattle Park District.

Program Expenditures	2019 Actuals	2020 Adopted	2021 Proposed
Maintaining Parks & Facilities	160,757	338,000	346,680
Total	160,757	338,000	346,680
Full-time Equivalents Total*	0.13	0.13	0.13

**FTE totals are provided for informational purposes only. Changes in FTEs resulting from City Council or Human Resources Director actions outside of the budget process may not be detailed here*

Seattle Parks and Recreation

SPR - BC-PR-60000 - SR520 Mitigation

The purpose of the SR520 Mitigation BSL is to account for projects resulting from SR520 construction impacts.

Program Expenditures	2019 Actuals	2020 Adopted	2021 Proposed
SR520 Mitigation	5,044,492	-	-
Total	5,044,492	-	-

**FTE totals are provided for informational purposes only. Changes in FTEs resulting from City Council or Human Resources Director actions outside of the budget process may not be detailed here*

SPR - BO-PR-10000 - Parks and Facilities Maintenance and Repairs

The purpose of the Parks and Facilities Maintenance and Repairs Budget Summary Level is to repair and maintain parks, park buildings, and park infrastructure.

Program Expenditures	2019 Actuals	2020 Adopted	2021 Proposed
CIP Cost Recovery Offset	-	-	(1,039,841)
M&R Grounds Crews	22,202,379	26,304,061	40,917,200
M&R Shops Crews	11,069,287	12,005,708	21,084,080
M&R Specialty Crews	5,100,970	5,119,913	8,098,666
Total	38,372,635	43,429,682	69,060,104
Full-time Equivalents Total*	163.44	170.67	473.25

**FTE totals are provided for informational purposes only. Changes in FTEs resulting from City Council or Human Resources Director actions outside of the budget process may not be detailed here*

The following information summarizes the programs in Parks and Facilities Maintenance and Repairs Budget Summary Level:

CIP Cost Recovery Offset

The purpose of the CIP Cost Recovery Offset Budget Program Level is to recover costs associated with indirect programs within the Parks and Facilities Maintenance and Repairs BSL from the direct cost capital programs. This program does not fully recover Parks and Facilities Maintenance and Repairs BSL costs.

Expenditures/FTE	2019 Actuals	2020 Adopted	2021 Proposed
CIP Cost Recovery Offset	-	-	(1,039,841)

M&R Grounds Crews

Seattle Parks and Recreation

The purpose of the M&R Grounds Crews Budget Program Level is to provide custodial, landscape, and forest maintenance and restoration services.

	2019	2020	2021
Expenditures/FTE	Actuals	Adopted	Proposed
M&R Grounds Crews	22,202,379	26,304,061	40,917,200
Full Time Equivalents Total	76.53	80.01	260.03

M&R Shops Crews

The purpose of the M&R Shops Crews Budget Program Level is to repair and maintain park buildings and infrastructure so that park users can have safe, structurally sound, and attractive parks and recreational facilities.

	2019	2020	2021
Expenditures/FTE	Actuals	Adopted	Proposed
M&R Shops Crews	11,069,287	12,005,708	21,084,080
Full Time Equivalents Total	55.86	56.36	147.50

M&R Specialty Crews

The purpose of the M&R Specialty Crews Budget Program Level is to provide centralized management of natural areas and developed parks including forest restoration, urban forestry, wildlife management, trails, and grass and turf management.

	2019	2020	2021
Expenditures/FTE	Actuals	Adopted	Proposed
M&R Specialty Crews	5,100,970	5,119,913	8,098,666
Full Time Equivalents Total	31.05	34.30	65.72

SPR - BO-PR-20000 - Leadership and Administration

The purpose of the Leadership and Administration Budget Summary Level is to provide executive, community, financial, human resource, technology, and business support to the department.

Program Expenditures	2019	2020	2021
	Actuals	Adopted	Proposed
Citywide Indirect Costs	13,269,457	12,121,935	12,864,138
COVID Planning 2021	-	-	6,420,480
Departmental Indirect Costs	11,043,514	12,257,138	12,285,719
Divisional Indirect Costs	8,245,144	9,110,939	8,623,464
Indirect Cost Recovery Offset	(3,742,031)	-	-
Indirect Cost Recovery Offset	-	(3,879,094)	(4,083,616)
Pooled Benefits	3,139,669	2,612,301	3,144,933
Total	31,955,751	32,223,220	39,255,118
Full-time Equivalents Total*	118.54	120.59	120.51

Seattle Parks and Recreation

**FTE totals are provided for informational purposes only. Changes in FTEs resulting from City Council or Human Resources Director actions outside of the budget process may not be detailed here*

The following information summarizes the programs in Leadership and Administration Budget Summary Level:

Citywide Indirect Costs

The purpose of the Citywide Indirect Costs program is to fund internal services costs originating from outside of the department such as allocated costs from the Department of Finance and Administrative Services, Seattle Information Technology Department, and the Department of Human Resources.

	2019	2020	2021
Expenditures/FTE	Actuals	Adopted	Proposed
Citywide Indirect Costs	13,269,457	12,121,935	12,864,138

COVID Planning 2021

The purpose of the COVID Planning 2021 Budget Program Level is to temporarily hold the consolidated Park Fund (10200) expenditure and revenue savings from extended COVID-19 impacts in 2021. The corresponding appropriation and revenue savings are moved out of operating divisions into this Budget Program, representing a one year plan to address financial impacts from the pandemic on the Park Fund (10200).

	2019	2020	2021
Expenditures/FTE	Actuals	Adopted	Proposed
COVID Planning 2021	-	-	6,420,480

Departmental Indirect Costs

The purpose of the Departmental Indirect Costs Budget Program Level is to provide executive, financial, communications, human resources and business support and strategic planning an analysis to the departments.

	2019	2020	2021
Expenditures/FTE	Actuals	Adopted	Proposed
Departmental Indirect Costs	11,043,514	12,257,138	12,285,719
Full Time Equivalents Total	77.05	78.10	78.10

Divisional Indirect Costs

The purpose of the Divisional Indirect Costs Budget Program Level is to provide managerial and administrative support for operating divisions. The Budget Program also provides planning and development support to develop new park facilities, and make improvements to existing park facilities to benefit the public.

	2019	2020	2021
Expenditures/FTE	Actuals	Adopted	Proposed

Seattle Parks and Recreation

Divisional Indirect Costs	8,245,144	9,110,939	8,623,464
Full Time Equivalents Total	41.49	42.49	42.41

Indirect Cost Recovery Offset

The purpose of the Indirect Cost Recovery program is to recover costs associated with indirect programs within Leadership and Administrative BSL from the department's direct cost programs. This program does not fully recover Leadership and Administration BSL costs.

	2019 Actuals	2020 Adopted	2021 Proposed
Expenditures/FTE			
Indirect Cost Recovery Offset	(3,742,031)	(3,879,094)	(4,083,616)

Pooled Benefits

The purpose of the Pooled Benefits program is to fund department costs associated with health and dental insurance, workers compensation, and unemployment insurance contributions.

	2019 Actuals	2020 Adopted	2021 Proposed
Expenditures/FTE			
Pooled Benefits	3,139,669	2,612,301	3,144,933

SPR - BO-PR-30000 - Departmentwide Programs

The purpose of the Department-Wide Services Budget Summary Level is to provide management and operations of services that span across multiple lines of business within Seattle Parks and Recreation such as partner relationship management, emergency operations, security services, , athletic and event scheduling, and the Seattle Conservation Corps.

Program Expenditures	2019 Actuals	2020 Adopted	2021 Proposed
Departmentwide Other	1,556,295	1,514,086	1,632,370
Partnerships - Departmentwide	4,847,484	5,217,525	6,941,534
Seattle Conservation Corps	-	-	4,230,948
Total	6,403,779	6,731,611	12,804,853
Full-time Equivalents Total*	28.69	28.69	58.85

**FTE totals are provided for informational purposes only. Changes in FTEs resulting from City Council or Human Resources Director actions outside of the budget process may not be detailed here*

The following information summarizes the programs in Departmentwide Programs Budget Summary Level:

Departmentwide Other

The purpose of the Departmentwide-Other Budget Program Level is to provide emergency management and safety services at park facilities.

Seattle Parks and Recreation

	2019	2020	2021
Expenditures/FTE	Actuals	Adopted	Proposed
Departmentwide Other	1,556,295	1,514,086	1,632,370
Full Time Equivalents Total	13.69	13.19	13.66

Partnerships - Departmentwide

The purpose of the Partnerships-Departmentwide Budget Program Level is to provide centralized management for regional parks and major partners.

	2019	2020	2021
Expenditures/FTE	Actuals	Adopted	Proposed
Partnerships - Departmentwide	4,847,484	5,217,525	6,941,534
Full Time Equivalents Total	15.00	15.50	28.67

Seattle Conservation Corps

The purpose of the Seattle Conservation Corps Budget Program Level is to provide training, counseling, and employment to formerly homeless and unemployed people with the goal that they acquire skills and experience leading to long-term employment and stability.

	2019	2020	2021
Expenditures/FTE	Actuals	Adopted	Proposed
Seattle Conservation Corps	-	-	4,230,948
Full Time Equivalents Total	-	-	16.52

SPR - BO-PR-40000 - Parks and Open Space

The purpose of the Parks and Open Space Budget Summary Level is to provide management and operations of the City's developed and undeveloped parkland.

Program Expenditures	2019	2020	2021
	Actuals	Adopted	Proposed
Citywide Programs	1,999,912	2,036,388	-
M&R - Parks & Open Space	21,748,162	-	-
M&R - Parks & Open Space	-	24,141,389	-
Total	23,748,074	26,177,777	-
Full-time Equivalents Total*	271.88	270.63	-

**FTE totals are provided for informational purposes only. Changes in FTEs resulting from City Council or Human Resources Director actions outside of the budget process may not be detailed here*

The following information summarizes the programs in Parks and Open Space Budget Summary Level:

Citywide Programs

Seattle Parks and Recreation

The purpose of the Citywide Programs Budget Program Level is to provide management and operations of services that span multiple lines of business with Seattle Parks and Recreation such as athletic scheduling and event scheduling.

	2019	2020	2021
Expenditures/FTE	Actuals	Adopted	Proposed
Citywide Programs	1,999,912	2,036,388	-
Full Time Equivalents Total	15.42	14.17	-

M&R - Parks & Open Space

The purpose of the Parks and Open Space Budget Program Level is to provide management and operations of the City's developed and undeveloped parkland.

	2019	2020	2021
Expenditures/FTE	Actuals	Adopted	Proposed
M&R - Parks & Open Space	21,748,162	24,141,389	-
Full Time Equivalents Total	256.46	256.46	-

SPR - BO-PR-50000 - Recreation Facility Programs

The purpose of the Recreation Facility Programs Budget Summary Level is to provide active and passive recreation services to Seattle residents through the direct management, maintenance, and operation of programs and facilities and by leveraging partnerships.

Program Expenditures	2019	2020	2021
	Actuals	Adopted	Proposed
Aquatic & Swimming Programs	7,891,672	9,011,114	6,555,156
M&R - Recreation Facilities	4,732,748	4,644,157	-
Partnerships - Recreation	929,628	1,158,073	1,076,157
Rec Programs & Facility Ops	25,390,137	28,271,400	26,507,242
Total	38,944,184	43,084,744	34,138,555
Full-time Equivalents Total*	275.01	279.26	232.42

**FTE totals are provided for informational purposes only. Changes in FTEs resulting from City Council or Human Resources Director actions outside of the budget process may not be detailed here*

The following information summarizes the programs in Recreation Facility Programs Budget Summary Level:

Aquatic & Swimming Programs

The purpose of the Aquatic & Swimming Programs Budget Program Level is to provide a variety of structured and unstructured water-related programs and classes so participants can enjoy and develop skills in a range of aquatic activities.

	2019	2020	2021
Expenditures/FTE	Actuals	Adopted	Proposed

Seattle Parks and Recreation

Aquatic & Swimming Programs	7,891,672	9,011,114	6,555,156
Full Time Equivalents Total	48.05	48.05	48.05

M&R - Recreation Facilities

The purpose of the M&R-Recreation Facilities Budget Program Level is to manage and staff the City's neighborhood community centers and citywide recreation facilities and programs, which allow users to enjoy a variety of social, athletic, cultural, and recreational activities.

	2019 Actuals	2020 Adopted	2021 Proposed
Expenditures/FTE			
M&R - Recreation Facilities	4,732,748	4,644,157	-
Full Time Equivalents Total	46.59	46.59	-

Partnerships - Recreation

The purpose of the Partnerships-Recreation Budget Program Level is to manage the Amy Yee Tennis Center, the largest public tennis center facility in the Puget Sound area.

	2019 Actuals	2020 Adopted	2021 Proposed
Expenditures/FTE			
Partnerships - Recreation	929,628	1,158,073	1,076,157
Full Time Equivalents Total	8.70	8.70	8.70

Rec Programs & Facility Ops

The purpose of the Rec Programs & Facility Ops Budget Program Level is to manage and staff the City's neighborhood community centers and citywide recreation facilities and programs, which allow users to enjoy a variety of social, athletic, cultural, and recreational activities.

	2019 Actuals	2020 Adopted	2021 Proposed
Expenditures/FTE			
Rec Programs & Facility Ops	25,390,137	28,271,400	26,507,242
Full Time Equivalents Total	171.67	175.92	175.67

SPR - BO-PR-60000 - Golf Programs

The purpose of the Golf Budget Summary Level is to manage the City's four golf courses at Jackson, Jefferson, West Seattle, and Interbay to provide public golf courses and related programs.

	2019 Actuals	2020 Adopted	2021 Proposed
Program Expenditures			
Golf Course Programs	11,662,164	12,309,948	12,380,955
Total	11,662,164	12,309,948	12,380,955
Full-time Equivalents Total*	24.00	24.00	24.00

**FTE totals are provided for informational purposes only. Changes in FTEs resulting from City Council or Human Resources Director actions outside of the budget process may not be detailed here*

Seattle Parks and Recreation

SPR - BO-PR-70000 - Seattle Conservation Corps

The purpose of the Seattle Conservation Corps Budget Summary Level is to provide training, counseling, and employment to formerly homeless and unemployed people with the goal that they acquire skills and experience leading to long-term employment and stability.

Program Expenditures	2019 Actuals	2020 Adopted	2021 Proposed
Seattle Conservation Corps	3,882,891	4,139,623	-
Total	3,882,891	4,139,623	-
Full-time Equivalents Total*	16.52	16.52	-

**FTE totals are provided for informational purposes only. Changes in FTEs resulting from City Council or Human Resources Director actions outside of the budget process may not be detailed here*

SPR - BO-PR-80000 - Zoo and Aquarium Programs

The purpose of the Zoo and Aquarium Budget Summary Level is to support contracted non-profit partners ability to provide services to the community through operations of the Woodland Park Zoo and the Seattle Aquarium.

Program Expenditures	2019 Actuals	2020 Adopted	2021 Proposed
Zoo and Aquarium Programs	7,013,295	7,125,936	7,459,216
Total	7,013,295	7,125,936	7,459,216

**FTE totals are provided for informational purposes only. Changes in FTEs resulting from City Council or Human Resources Director actions outside of the budget process may not be detailed here*

Seattle Center

Robert Nellams, Director

(206) 684-7200

<http://www.seattlecenter.com/>

Department Overview

Seattle Center is home to cultural and educational organizations, sports teams, festivals, community programs (including cultural and community celebrations), and entertainment facilities. Millions of people visit the 74-acre Seattle Center campus annually. Consistently rated as one of the City's top attractions, Seattle Center is a premier urban park whose purpose is to create exceptional events, experiences, and environments that delight and inspire the human spirit and build a stronger community.

The history of Seattle Center dates back to a time well before it existed as a City department in its current form. Prior to the 1850s, the land on which Seattle Center sits was a part of a Native American trail which was later occupied by the David Denny family and eventually donated to the City of Seattle. In 1927, the new Civic Auditorium, now Marion Oliver McCaw Hall, and Arena, now the newly rebuilt Opera Center, were constructed with funding from a levy and a contribution from a local business owner. In 1939, a large military Armory was constructed. In 1948, the Memorial Stadium was built and the Memorial Wall was added in 1952. Finally, in 1962, the community pulled together these facilities and added new structures to host the Seattle World's Fair/Century 21 Exposition. At the conclusion of the fair, the City took ownership of most of the remaining facilities and campus grounds to create Seattle Center. Since its creation in 1963, Seattle Center has nurtured artistry and creativity by providing a home for and technical assistance to a wide variety of arts and cultural organizations. These tenants play a critical role in the arts and cultural landscape of the region.

Originally created after the World's Fair, Seattle Center operated the Coliseum. Later, this facility was renamed KeyArena. Seattle Center operated this major public assembly venue on the campus for sports and concert events. Now Seattle Center is undergoing major changes with the renovation of the Arena, which began in 2019. Following an RFP process, the City selected Oak View Group (OVG)/Seattle Arena Company (ArenaCo) to renovate the Arena using private funding. When the building reopens in 2021, ArenaCo will operate the building. The new building will be capable of hosting both NHL hockey and NBA basketball, and will continue to house the WNBA's Seattle Storm as well as a variety of concerts, family shows, and other events.

Seattle Center is financed by a combination of tax dollars from the City's General Fund and revenue earned from commercial operations. Major sources of commercial revenues include facility rentals, parking fees, long-term leases to non-profit organizations, sponsorships, food sales, and monorail fares.

Due to the size and importance of commercial revenues, Seattle Center confronts many of the same market factors that other businesses do. Changing consumer preferences, fluctuating demand, and the many options customers have in terms of discretionary spending all influence the financial performance of Seattle Center. Seattle Center's situation is also unique in that it must meet the simultaneous financial challenges of competition with other facilities that host events; the presence on campus of long-term, non-profit tenants; and the need to balance its public and private event offerings.

Seattle Center

Budget Snapshot

	2019 Actuals	2020 Adopted	2021 Proposed
Department Support			
General Fund Support	13,126,476	14,543,754	16,829,324
Other Funding - Operating	24,291,878	24,139,709	18,588,941
Total Operations	37,418,355	38,683,463	35,418,265
Capital Support			
General Fund Support	718,400	-	-
Other Funding - Capital	6,077,445	11,790,105	7,381,268
Total Capital	6,795,845	11,790,105	7,381,268
Total Appropriations	44,214,200	50,473,568	42,799,533
Full-Time Equivalents Total*	228.73	225.23	216.43

* FTE totals are provided for informational purposes only. Changes in FTEs resulting from City Council or Human Resources Director actions outside of the budget process may not be detailed here

Budget Overview

The public health precautions needed to help fight COVID-19 have made holding public events impossible. This has deeply impacted Seattle Center's revenues which are largely generated from events and other commercial activities. Seattle Center is also in the middle of a major transition as the Seattle Arena Company redevelops the Seattle Center campus's largest venue, KeyArena, into a new world-class sports and entertainment facility, now named the Climate Pledge Arena.

To help Seattle Center transition to a future without arena operations, the Council authorized an interfund loan in 2019 to help carry Seattle Center through to the time when the new arena is open and paying rent to the City. Due to COVID-19, Seattle Center's financial challenge is now much greater than before, so the 2021 Proposed Budget includes legislation to increase the size of Seattle Center's interfund loan from \$5 million to \$18 million and extend the repayment period from 2026 to 2033. After the arena opens, Seattle Center will use operating revenue from arena rent, increased sponsorships, parking receipts, Monorail revenues, and lease and rental fees to repay the loan.

The 2021 Proposed Budget also includes \$2.6 million in General Fund support for Seattle Center. Without this funding, Seattle Center will be unable to pay the loan back. Seattle Center will also make ongoing spending reductions of around \$1.3 million in the 2021 Budget. These reductions are largely staffing reductions that have been planned as part of the arena transition. Since 2018, Seattle Center has reduced annual spending by about \$8 million related to the closure of KeyArena.

Seattle Center's 2021-2026 Capital Improvement Program (CIP) is focused on renovating basic infrastructure, such as addressing the ADA Barrier Removal Schedule in a variety of locations across the campus and replacing roofs for the Cornish Playhouse, Seattle Children's Theatre, and the International Fountain Pavilion; preparing for the Climate Pledge Arena opening in fall of 2021; and renovating International Fountain and DuPen Fountain. See Seattle Center's 2021-2026 Proposed CIP Overview for more information on capital projects.

Seattle Center

Incremental Budget Changes

Seattle Center

	2021 Beginning Budget	FTE
2021 Beginning Budget	48,566,463	225.23
Baseline		
Adjustment for One-Time Budget Changes	(600,000)	-
Baseline Adjustments for Personnel Costs	578,160	-
Proposed Operating		
Reorganization Staffing Changes	(803,633)	(8.80)
Reductions to Enable Loan Repayment	(474,107)	-
Operating Funding Swap	-	-
Employee Team Support	10,000	-
Event Management System Licensing	50,000	-
McCaw Hall Operating Adjustment	(2,066,834)	-
Parking Management System Licensing	30,000	-
Rental Rate Fee Increase	-	-
Proposed Capital		
Seattle Center CIP Alignment	(2,529,420)	-
Proposed Technical		
Lease Renewal Cost Increase	26,275	-
McCaw Hall Technical Adjustments	(298,500)	-
Operating Revenue	-	-
Surface Water Management Fees	100,000	-
Technical Title Specific Pay Adjustments	129,141	-
Citywide Adjustments for Standard Cost Changes	81,987	-
Total Incremental Changes	\$(5,766,930)	(8.80)
Total 2021 Proposed Budget	\$42,799,533	216.43

Description of Incremental Budget Changes

	<u>Baseline</u>
Adjustment for One-Time Budget Changes	
Expenditures	\$(600,000)
Revenues	\$341,424

Seattle Center

This item includes budget adjustments for one-time changes in the 2020 Adopted Budget: \$600,000 for consultant services to ensure financial safeguards around the new arena's construction are maintained; and a \$340,000 revenue contribution to the McCaw Hall fund based on last year's revenue and spending projection.

Baseline Adjustments for Personnel Costs

Expenditures	\$578,160
--------------	-----------

This centrally administered change adjusts appropriations to reflect an annual wage increase, as outlined in the agreements between the City and the Coalition of Unions, for personnel costs included in this department's baseline budget. This includes increases to salary, FICA, Medicare, family medical leave, retirement, overtime and temporary labor. There is no increase assumed from 2021 to 2022. This does not include a 2021 salary increase for non-represented Executives, Managers and Strategic Advisors.

Proposed Operating

Reorganization Staffing Changes

Expenditures	\$(803,633)
Position Allocation	(8.80)

This item adjusts staffing levels to reflect a restructured departmental operation without the arena as a City staffed facility. ArenaCo, a private company, will be operating the new facility when it opens. The changes are primarily eliminations of vacant positions as well as reclassifications of several positions to reflect a reallocation of duties. When the City leased the arena to a private operator, some City positions assigned to that facility were eliminated while others were reassigned to Seattle Center campus operations. The department has completed a comprehensive review of staffing needs now that Center will no longer operate the facility, and this change implements the final phase of the staffing plan.

Reductions to Enable Loan Repayment

Expenditures	\$(474,107)
--------------	-------------

This item reflects the reductions needed to support repayment of Seattle Center's interfund loan. These reductions include reducing public events production, travel and conference funding, bringing fire system testing in-house, and other staffing reductions. Seattle Center received approval of an interfund loan in the 2019 Budget to fund a planned deficit related to the closure of KeyArena. The business impacts of the COVID-19 crisis have greatly increased the amount of the department's projected deficit. These further reductions are needed to keep Seattle Center's costs at a level such that future revenues are sufficient to repay the loan. This item includes unfunding two positions that will be abrogated in the 2022 budget.

Operating Funding Swap

Expenditures	-
--------------	---

This item shifts appropriation authority in the amount of \$2.6 million within the Campus BSL from the Seattle Center Fund to the General Fund. This change is needed in 2021 to keep Seattle Center's interfund loan at a size it can repay given the impacts of COVID-19 on events and gatherings. This one-time funding swap, an expansion in Seattle Center's interfund loan, and spending reductions are the three-pronged strategy to maintain positive balances in Seattle Center funds until events return to campus.

Seattle Center

Employee Team Support

Expenditures \$10,000

This item adds funding to support two employee teams. \$5,000 will be used to support the ongoing work of Seattle Center's Race and Social Justice Change Team and the Seattle Center Racial Equity Cohort. These groups are dedicated to identifying and helping eliminate institutional racism in the department. The other \$5,000 will fund work for a safety consultant to support the work of Seattle Center's Safety Committee. Seattle Center has used this committee to identify remedies for safety concerns for staff and the public across the campus. In lieu of a Safety Officer, these funds can fund some consultant services to assist with team's increasingly important work.

Event Management System Licensing

Expenditures \$50,000

This item adds funding for the licensing costs of a new Event Management System which is being deployed in 2020. The system Seattle Center currently uses is 25 years old and is beginning to fail. The current system was built by Seattle Center staff who have since retired and is challenging to support. This system is utilized for a variety of event management functions such as contracting, billing, and managing work orders from various work groups within the department.

McCaw Hall Operating Adjustment

Expenditures \$(2,066,834)

Revenues \$1,050,000

The McCaw Hall Operating Board, which consists of representatives from Seattle Center, the Pacific Northwest Ballet and Seattle Opera, jointly operate the facility. These adjustments align McCaw Hall funding levels with projected operational needs for the upcoming biennium. Operational needs are expected to slightly decline, however utility usage in the building has exceeded what has been budgeted and this proposal adjusts for those needs as well.

Parking Management System Licensing

Expenditures \$30,000

This item adds funding for the annual licensing fee for Seattle Center's new Parking Management System. The system currently being used contains components that are no longer supported by the manufacturer. The new system controls the automated ingress/egress systems, allows for receipt of payment, and is needed to synchronize with the new parking system that the private operator of Climate Pledge Arena, ArenaCo, will use.

Rental Rate Fee Increase

Revenues \$20,000

This item adjusts the projected facility fee revenue Seattle Center expects to realize as a result of adjusting its rental fee schedule, an increase of \$20,000 in 2021. Historically, Seattle Center has adjusted these fees every two years, and this adjustment is expected to produce a larger revenue increase in 2022 of \$125,000, when events return to a healthier level. The goal of this exercise is to adjust for increased operating costs for the various facilities as well as adjusting for market rate changes. Seattle Center aims to remain competitive in the commercial event marketplace and periodically adjusting rates allows for revenue maximization while staying competitive with other facilities.

Proposed Capital

Seattle Center CIP Alignment

Expenditures \$(2,529,420)

Revenues \$155,000

Seattle Center

This item adjusts the CIP budget to align with projections of available funds. Adjustments from the baseline in 2021 include:

- Reduced Armory Rehabilitation maintenance by \$1.1 million. Money would have been used for Armory tenant and interior public space improvements. Needs include Grease Exhaust system, Freight Elevator, restrooms, emergency generator, and other items included in Facility Condition Assessment.
- Reduced Open Space Restoration and Repair by \$727,000. Impacts include delaying Fisher Pavilion roof replacement from 2021 to 2023 and deferring Mercer Street Landscaping in front of new Seattle Opera building to prioritize DuPen Fountain and campus lighting upgrades.
- Reduced Public Gathering Space Improvements by \$426,000. This reduction will limit funds for Arena project management time and pause plans for a new campus entryway marker on Thomas St.
- Reduced \$50,000 Fisher Pavilion Asset Preservation funding for upgrades to the facility.
- Reduced \$50,000 Site Signage funding for repairs or updates to aging and obsolete signage.
- Reduced \$633,000 from the McCaw Hall Capital Reserve to reflect Seattle Center and McCaw Hall tenants' (Pacific Northwest Ballet and the Seattle Opera) agreement to pause contributions to and spending from the capital maintenance fund in 2020 and 2021.
- \$430,000 added for Utility Infrastructure for campus sewer line renovation.

Proposed Technical

Lease Renewal Cost Increase

Expenditures	\$26,275
--------------	----------

This item funds the increase of a lease the department has on a building offsite which houses workspaces for maintenance staff including painters, plumbers and metal fabricators.

McCaw Hall Technical Adjustments

Expenditures	\$(298,500)
--------------	-------------

This item makes three technical changes related to funding for McCaw Hall. First, it removes the 2021 REET contribution to the McCaw Hall Capital Reserve Fund to reflect the agreement reached in 2020 between Seattle Center, the Pacific Northwest Ballet, and Seattle Opera to forgo the annual contribution due to the financial constraints brought on by the COVID-19 pandemic. Contributions will resume in 2022. Second, this proposal adjusts the annual debt payments to align with the payment schedule. Finally, it adjusts General Fund contributions to McCaw Hall to align with the assumed annual contributions in the upcoming biennium. Seattle Center has an operating agreement with the Seattle Opera and Pacific Northwest Ballet to jointly operate the building. As laid out in the agreement, Seattle Center is required to provide a certain amount of General Fund to support the operations.

Operating Revenue

Revenues	\$(6,697,805)
----------	---------------

This item adjusts revenues to align with projections for 2021. Revenues are projected to decrease because Seattle Center is unable to host events due to the COVID-19 public health restrictions.

Surface Water Management Fees

Expenditures	\$100,000
--------------	-----------

This item is for increased King County Surface Water Management fees. These fees have increased over the rate of inflation, including a 50 percent increase in 2018, without any budgetary adjustments by the department. This proposal brings the budget for these fees up to the level Seattle Center has been paying King County.

Seattle Center

Technical Title Specific Pay Adjustments

Expenditures \$129,141

In 2019, the City reached agreement with most of the City's labor groups on a new, three-year labor contract. Included in that contract were adjustments to pay, including the Annual Wage Increase (AWI) adjustments. For two labor groups at Seattle Center, the Plumbers and Emergency Services Unit, there were other wage adjustments specific to those job titles above AWI. As those final adjustments were negotiated so late in the process, the exact adjustments were not available in time for inclusion in the 2020 Adopted Budget. This item adjusts what was included in the budget with what the final agreement cost impacts are.

Citywide Adjustments for Standard Cost Changes

Expenditures \$81,987

Citywide technical adjustments made in the baseline phase reflect changes to internal services costs, including rates from the Department of Finance & Administrative Services, Seattle Information Technology Department, Seattle Department of Human Resources, and for healthcare, retirement and industrial insurance charges for the department. These adjustments reflect initial assumptions about these costs and inflators early in the budget process.

Seattle Center

Expenditure Overview

	2019 Actuals	2020 Adopted	2021 Proposed
Appropriations			
CEN - BC-SC-BWT - Bagley Wright Trust Fund			
15010 - Bagley Wright Theatre Fund	100,026	-	-
Total for BSL: BC-SC-BWT	100,026	-	-
CEN - BC-SC-S0303 - McCaw Hall Capital Reserve			
34070 - McCaw Hall Capital Reserve	508,018	614,000	-
Total for BSL: BC-SC-S0303	508,018	614,000	-
CEN - BC-SC-S03P01 - Building and Campus Improvements			
00100 - General Fund	718,400	-	-
00164 - Unrestricted Cumulative Reserve Fund	102,725	130,000	30,000
11410 - Seattle Center Fund	193,873	205,000	155,000
30010 - REET I Capital Fund	4,457,858	9,586,105	5,941,268
34060 - Seattle Center Capital Reserve	258,723	-	-
35500 - 2011 Multipurpose LTGO Bond Fund	14,031	-	-
Total for BSL: BC-SC-S03P01	5,745,609	9,921,105	6,126,268
CEN - BC-SC-S9403 - Monorail Rehabilitation			
00164 - Unrestricted Cumulative Reserve Fund	426,501	-	-
11410 - Seattle Center Fund	15,691	1,255,000	1,255,000
Total for BSL: BC-SC-S9403	442,192	1,255,000	1,255,000
CEN - BO-SC-60000 - Campus			
00100 - General Fund	7,200,102	8,617,090	10,911,584
11410 - Seattle Center Fund	13,497,060	14,727,286	12,200,923
Total for BSL: BO-SC-60000	20,697,163	23,344,376	23,112,507
CEN - BO-SC-65000 - McCaw Hall			
00100 - General Fund	676,430	676,706	723,800
11410 - Seattle Center Fund	-	2,343	2,343
11430 - Seattle Center McCaw Hall Fund	5,062,055	4,974,967	2,963,768
30010 - REET I Capital Fund	290,000	299,000	-
Total for BSL: BO-SC-65000	6,028,485	5,953,016	3,689,911
CEN - BO-SC-66000 - KeyArena			
11420 - Seattle Center KeyArena Fund	-	-	-
Total for BSL: BO-SC-66000	-	-	-

Seattle Center

CEN - BO-SC-69000 - Leadership and Administration

00100 - General Fund	5,249,944	5,249,958	5,193,940
11410 - Seattle Center Fund	5,442,763	4,136,113	3,421,907
Total for BSL: BO-SC-69000	10,692,707	9,386,070	8,615,847
Department Total	44,214,200	50,473,568	42,799,533

Department Full-Time Equivalents Total* **228.73** **225.23** **216.43**

** FTE totals are provided for informational purposes only. Changes in FTEs resulting from City Council or Human Resources Director actions outside of the budget process may not be detailed here*

Budget Summary by Fund Seattle Center

	2019 Actuals	2020 Adopted	2021 Proposed
00100 - General Fund	13,844,877	14,543,754	16,829,324
00164 - Unrestricted Cumulative Reserve Fund	529,226	130,000	30,000
11410 - Seattle Center Fund	19,149,387	20,325,743	17,035,173
11420 - Seattle Center KeyArena Fund	-	-	-
11430 - Seattle Center McCaw Hall Fund	5,062,055	4,974,967	2,963,768
15010 - Bagley Wright Theatre Fund	100,026	-	-
30010 - REET I Capital Fund	4,747,858	9,885,105	5,941,268
34060 - Seattle Center Capital Reserve	258,723	-	-
34070 - McCaw Hall Capital Reserve	508,018	614,000	-
35500 - 2011 Multipurpose LTGO Bond Fund	14,031	-	-
Budget Totals for CEN	44,214,200	50,473,568	42,799,533

Seattle Center

Revenue Overview

2021 Estimated Revenues

Account Code	Account Name	2019 Actuals	2020 Adopted	2021 Proposed
360900	Miscellaneous Revs-Other Rev	1,000,655	-	-
Total Revenues for: 00100 - General Fund		1,000,655	-	-
374030	Capital Contr-Fed Dir Grants	641,201	-	-
379020	Capital Contributions	85,300	-	-
Total Revenues for: 00164 - Unrestricted Cumulative Reserve Fund		726,501	-	-
341190	Personnel Service Fees	2,537,354	1,339,996	226,900
341300	Administrative Fees & Charges	-	5,000	5,072
360000	Miscellaneous Revs	-	-	155,000
360130	Interest On Contracts/Notes Re	20,888	-	-
360220	Interest Earned On Delinquent A	(11,182)	-	-
360250	Other Equip/Vehicle Rentals	165,120	-	-
360290	Parking Fees	4,959,296	5,838,913	1,770,050
360300	St Space Facilities Rentals	1,285,290	1,769,882	507,362
360310	Lt Space/Facilities Leases	4,238,199	3,556,517	1,696,438
360340	Concession Proceeds	850,099	1,412,294	202,006
360350	Other Rents & Use Charges	531	40,000	-
360360	Sponsorship And Royalties	593,436	680,000	400,000
360380	Sale Of Junk Or Salvage	586	-	-
360390	Proceeds From Sale Of Assets	(2)	-	-
360760	Sale Of Surplus Items	48,238	-	-
360900	Miscellaneous Revs-Other Rev	1,001,141	-	471,500
374030	Capital Contr-Fed Dir Grants	-	1,004,000	1,004,000
379020	Capital Contributions	-	456,000	251,000
391040	Capital Leases & Installment S	70,389	-	-
397010	Operating Transfers In	202,285	-	-
397200	Interfund Revenue	29,184	4,223,140	11,769,000
Total Revenues for: 11410 - Seattle Center Fund		15,990,850	20,325,742	18,458,328
400000	Use of/Contribution to Fund Balance	-	-	(1,423,155)
Total Resources for:11410 - Seattle Center Fund		15,990,850	20,325,742	17,035,173
341190	Personnel Service Fees	1,827,097	2,321,808	808,000
344900	Transportation-Other Rev	60,500	-	-

Seattle Center

360020	Inv Earn-Residual Cash	81,455	-	-
360130	Interest On Contracts/Notes Re	106	-	-
360250	Other Equip/Vehicle Rentals	129,608	-	-
360300	St Space Facilities Rentals	2,046,413	535,292	651,250
360310	Lt Space/Facilities Leases	-	1,504,581	600,000
360340	Concession Proceeds	694,685	896,585	-
360360	Sponsorship And Royalties	22,012	-	-
360900	Miscellaneous Revs-Other Rev	1,287	58,125	60,750
Total Revenues for: 11430 - Seattle Center McCaw Hall Fund		4,863,163	5,316,391	2,120,000
400000	Use of/Contribution to Fund Balance	-	(341,424)	843,768
Total Resources for:11430 - Seattle Center McCaw Hall Fund		4,863,163	4,974,967	2,963,768
360020	Inv Earn-Residual Cash	-	16,000	-
379010	Capital Assessments	-	299,000	-
379020	Capital Contributions	290,000	-	-
397010	Operating Transfers In	506,172	299,000	-
Total Revenues for: 34070 - McCaw Hall Capital Reserve		796,172	614,000	-
Total CEN Resources		23,377,341	25,914,709	19,998,941

Seattle Center

Appropriations by Budget Summary Level and Program

CEN - BC-SC-BWT - Bagley Wright Trust Fund

#N/A

Program Expenditures	2019 Actuals	2020 Adopted	2021 Proposed
Bagley Wright Trust Fund	100,026	-	-
Total	100,026	-	-

**FTE totals are provided for informational purposes only. Changes in FTEs resulting from City Council or Human Resources Director actions outside of the budget process may not be detailed here*

CEN - BC-SC-S0303 - McCaw Hall Capital Reserve

The purpose of the McCaw Hall Capital Reserve Fund Budget Summary Level is to maintain and enhance the McCaw Hall facility.

Program Expenditures	2019 Actuals	2020 Adopted	2021 Proposed
McCaw Hall Asset Preservation	508,018	614,000	-
Total	508,018	614,000	-
Full-time Equivalents Total*	0.38	0.38	0.38

**FTE totals are provided for informational purposes only. Changes in FTEs resulting from City Council or Human Resources Director actions outside of the budget process may not be detailed here*

Seattle Center

CEN - BC-SC-S03P01 - Building and Campus Improvements

The purpose of the Building and Campus Improvements Budget Summary Level is to provide for improvements throughout the Seattle Center campus, including buildings and building systems, open spaces, public gathering places, utility infrastructure, and long-range planning.

Program Expenditures	2019 Actuals	2020 Adopted	2021 Proposed
Armory Rehabilitation	789,441	1,100,000	533,000
Campuswide Improvements and Re	1,966,940	1,505,000	1,780,000
Facility Infrastructure Renova	151,351	3,445,000	2,141,268
Parking Repairs & Improvements	1,079,353	2,400,000	-
Public Gathering Space Improve	1,260,734	305,000	529,000
Utility Infrstr MP and Repairs	497,790	1,166,105	1,143,000
Total	5,745,609	9,921,105	6,126,268
Full-time Equivalents Total*	7.26	7.26	7.26

**FTE totals are provided for informational purposes only. Changes in FTEs resulting from City Council or Human Resources Director actions outside of the budget process may not be detailed here*

The following information summarizes the programs in Building and Campus Improvements Budget Summary Level:

Armory Rehabilitation

The purpose of the Armory Rehabilitation Program is to provide for renovation, repairs and improvements to the Seattle Center Armory facility.

Expenditures/FTE	2019 Actuals	2020 Adopted	2021 Proposed
Armory Rehabilitation	789,441	1,100,000	533,000
Full Time Equivalents Total	0.57	0.57	0.57

Campuswide Improvements and Re

The purpose of the Campuswide Improvements and Repairs Program is to provide for improvements and repairs throughout the Seattle Center campus, including open spaces, public artworks, signage, campus access for those with disabilities, and long-range planning.

Expenditures/FTE	2019 Actuals	2020 Adopted	2021 Proposed
Campuswide Improvements and Re	1,966,940	1,505,000	1,780,000
Full Time Equivalents Total	4.20	4.20	4.20

Seattle Center

Facility Infrastructure Renova

The purpose of the Facility Infrastructure Renovation and Repair Program is to provide for roof and building envelope renovation and replacement, structural and seismic evaluations and upgrades, and other building infrastructure improvements throughout the campus.

Expenditures/FTE	2019 Actuals	2020 Adopted	2021 Proposed
Facility Infrastructure Renova	151,351	3,445,000	2,141,268
Full Time Equivalents Total	0.48	0.48	0.48

Parking Repairs & Improvements

The purpose of the Parking Repairs and Improvements Program is to provide for repairs and improvements to Seattle Center parking facilities.

Expenditures/FTE	2019 Actuals	2020 Adopted	2021 Proposed
Parking Repairs & Improvements	1,079,353	2,400,000	-
Full Time Equivalents Total	0.38	0.38	0.38

Public Gathering Space Improve

The purpose of the Public Gathering Space Improvements Program is to provide for major maintenance and improvements to meeting rooms, exhibition spaces, public assembly and performance spaces, and indoor and outdoor gathering spaces throughout the Seattle Center campus.

Expenditures/FTE	2019 Actuals	2020 Adopted	2021 Proposed
Public Gathering Space Improve	1,260,734	305,000	529,000
Full Time Equivalents Total	0.96	0.96	0.96

Utility Infrstr MP and Repairs

The purpose of the Utility Infrastructure Master Plan and Repairs Program is to provide for renovation, repair, replacement, and energy efficiency improvements to utility infrastructure on the Seattle Center campus, including heating and cooling systems, sewer lines, electrical equipment, communications lines, fire alarms and other systems.

Expenditures/FTE	2019 Actuals	2020 Adopted	2021 Proposed
Utility Infrstr MP and Repairs	497,790	1,166,105	1,143,000
Full Time Equivalents Total	0.67	0.67	0.67

Seattle Center

CEN - BC-SC-S9403 - Monorail Rehabilitation

The purpose of the Monorail Rehabilitation Budget Summary Level is to provide for the renovation and maintenance of the Seattle Center Monorail, including the two trains, the two stations, and the guideways that run in between.

Program Expenditures	2019 Actuals	2020 Adopted	2021 Proposed
Monorail Rehabilitation	442,192	1,255,000	1,255,000
Total	442,192	1,255,000	1,255,000
Full-time Equivalents Total*	0.96	0.96	0.96

**FTE totals are provided for informational purposes only. Changes in FTEs resulting from City Council or Human Resources Director actions outside of the budget process may not be detailed here*

CEN - BO-SC-60000 - Campus

The purpose of the Campus Budget Summary Level is to manage and operate Seattle Center's Campus events, grounds and facilities.

Program Expenditures	2019 Actuals	2020 Adopted	2021 Proposed
Access	1,293,948	1,335,314	1,383,950
Campus Grounds	12,967,585	15,618,940	15,487,514
Commercial Events	2,239,125	2,085,328	2,143,533
Community Programs	2,958,429	2,606,770	2,352,929
Cultural Facilities	386,254	301,153	307,541
Festivals	851,821	1,396,872	1,437,040
Total	20,697,163	23,344,376	23,112,507
Full-time Equivalents Total*	178.88	180.38	175.38

**FTE totals are provided for informational purposes only. Changes in FTEs resulting from City Council or Human Resources Director actions outside of the budget process may not be detailed here*

The following information summarizes the programs in Campus Budget Summary Level:

Access

The purpose of the Access Program is to provide the services needed to assist visitors in coming to and traveling from the campus, while reducing congestion in adjoining neighborhoods. Program services include operating parking services, maintaining parking garages, managing the Seattle Center Monorail, and encouraging use of alternate modes of transportation.

Expenditures/FTE	2019 Actuals	2020 Adopted	2021 Proposed
Access	1,293,948	1,335,314	1,383,950

Seattle Center

Full Time Equivalents Total	9.71	9.71	9.71
-----------------------------	------	------	------

Campus Grounds

The purpose of the Campus Grounds Program is to provide gathering spaces and open-air venues in the City's urban core. Program services include landscape maintenance, security patrols and lighting, litter and garbage removal, recycling operations, hard surface and site amenities maintenance, management of revenues associated with leasing spaces, and food service operations at the Armory.

	2019 Actuals	2020 Adopted	2021 Proposed
Expenditures/FTE			
Campus Grounds	12,967,585	15,618,940	15,487,514
Full Time Equivalents Total	124.00	126.50	122.75

Commercial Events

The purpose of the Commercial Events Program is to provide the spaces and services needed to accommodate and produce a wide variety of commercial events, both for profit and not for profit, and sponsored and produced by private and community promoters.

	2019 Actuals	2020 Adopted	2021 Proposed
Expenditures/FTE			
Commercial Events	2,239,125	2,085,328	2,143,533
Full Time Equivalents Total	11.38	11.38	10.38

Community Programs

The purpose of the Community Programs Program is to produce free and affordable programs that connect diverse cultures, create learning opportunities, honor community traditions, and nurture artistry, creativity, and engagement.

	2019 Actuals	2020 Adopted	2021 Proposed
Expenditures/FTE			
Community Programs	2,958,429	2,606,770	2,352,929
Full Time Equivalents Total	17.38	16.38	16.13

Cultural Facilities

The purpose of the Cultural Facilities Program is to provide spaces for performing arts and cultural organizations to exhibit, perform, entertain, and create learning opportunities for diverse local, national, and international audience.

	2019 Actuals	2020 Adopted	2021 Proposed
Expenditures/FTE			
Cultural Facilities	386,254	301,153	307,541
Full Time Equivalents Total	3.38	3.38	3.38

Festivals

Seattle Center

The purpose of the Festivals Program is to provide a place for the community to hold major festival celebrations.

	2019	2020	2021
Expenditures/FTE	Actuals	Adopted	Proposed
Festivals	851,821	1,396,872	1,437,040
Full Time Equivalents Total	13.03	13.03	13.03

CEN - BO-SC-65000 - McCaw Hall

The purpose of the McCaw Hall Budget Summary Level is to operate and maintain McCaw Hall.

Program Expenditures	2019	2020	2021
	Actuals	Adopted	Proposed
Debt Service	121,000	121,000	121,500
McCaw Hall	5,907,485	5,832,016	3,568,411
Total	6,028,485	5,953,016	3,689,911
Full-time Equivalents Total*	36.25	36.25	36.25

**FTE totals are provided for informational purposes only. Changes in FTEs resulting from City Council or Human Resources Director actions outside of the budget process may not be detailed here*

The following information summarizes the programs in McCaw Hall Budget Summary Level:

Debt Service

The purpose of the Debt Program is to provide payments and collect associated revenues related to the debt service for McCaw Hall.

	2019	2020	2021
Expenditures/FTE	Actuals	Adopted	Proposed
Debt Service	121,000	121,000	121,500

McCaw Hall

The purpose of the McCaw Hall Program is to operate and maintain McCaw Hall.

	2019	2020	2021
Expenditures/FTE	Actuals	Adopted	Proposed
McCaw Hall	5,907,485	5,832,016	3,568,411
Full Time Equivalents Total	36.25	36.25	36.25

Seattle Center

CEN - BO-SC-66000 - KeyArena

The purpose of the KeyArena Budget Summary Level is to manage and operate the KeyArena. Included in this category are all operations related to sports teams playing in the arena, along with concerts, family shows, and private meetings.

Program Expenditures	2019 Actuals	2020 Adopted	2021 Proposed
KeyArena	-	-	-
Total	-	-	-
Full-time Equivalents Total*	5.00	-	-

**FTE totals are provided for informational purposes only. Changes in FTEs resulting from City Council or Human Resources Director actions outside of the budget process may not be detailed here*

CEN - BO-SC-69000 - Leadership and Administration

The purpose of the Leadership & Administration Budget Summary Level is to provide executive, community, financial, human resource, technology and business support to the department.

Program Expenditures	2019 Actuals	2020 Adopted	2021 Proposed
CIP Indirect Costs	263,402	-	-
Citywide Indirect Costs	2,417,242	3,294,891	3,362,614
Departmental Indirect Costs	5,161,463	5,222,077	4,361,667
Divisional Indirect	557,542	1,858,396	1,807,481
Employee Benefits	1,638,496	4,891,528	4,964,908
Indirect Cost Recovery Offset	654,562	(5,880,822)	(5,880,822)
Total	10,692,707	9,386,070	8,615,847
Full-time Equivalents Total*	-	-	(3.80)

**FTE totals are provided for informational purposes only. Changes in FTEs resulting from City Council or Human Resources Director actions outside of the budget process may not be detailed here*

The following information summarizes the programs in Leadership and Administration Budget Summary Level:

CIP Indirect Costs

The purpose of the CIP Indirect Costs Program is to provide the management, oversight and support of Seattle Center's Capital Improvement Program.

Expenditures/FTE	2019 Actuals	2020 Adopted	2021 Proposed
CIP Indirect Costs	263,402	-	-

Seattle Center

Citywide Indirect Costs

The purpose of the Citywide Indirect Costs program is to fund internal services costs originating from outside of the department such as allocated costs from the Department of Finance and Administrative Services and Seattle Information Technology Department

Expenditures/FTE	2019 Actuals	2020 Adopted	2021 Proposed
Citywide Indirect Costs	2,417,242	3,294,891	3,362,614

Departmental Indirect Costs

The purpose of the Departmental Indirect Costs program is to fund costs associated with management of the department. This includes financial, human resource, technology, and business support necessary to provide effective delivery of the Department's services.

Expenditures/FTE	2019 Actuals	2020 Adopted	2021 Proposed
Departmental Indirect Costs	5,161,463	5,222,077	4,361,667
Full Time Equivalents Total	-	-	(3.80)

Divisional Indirect

The purpose of the Divisional Indirect Costs Indirect program is to fund administrative costs generated by sub-departmental units, including the management and oversight of Seattle Center's maintenance operations which span multiple work units and budget programs.

Expenditures/FTE	2019 Actuals	2020 Adopted	2021 Proposed
Divisional Indirect	557,542	1,858,396	1,807,481

Employee Benefits

The purpose of the Employee Benefits program is to fund salary and benefit costs associated with city provided leave benefits such as holiday pay, sick time, vacation time, executive leave or other leave benefits, including termination payouts for vacation and sick leave, health and dental insurance, workers compensation, and unemployment insurance contributions.

Expenditures/FTE	2019 Actuals	2020 Adopted	2021 Proposed
Employee Benefits	1,638,496	4,891,528	4,964,908

Indirect Cost Recovery Offset

The purpose of the Indirect Cost Recovery program is to recover costs associated with indirect programs within Leadership and Administrative BSL from the department's direct cost programs.

Expenditures/FTE	2019 Actuals	2020 Adopted	2021 Proposed
Indirect Cost Recovery Offset	654,562	(5,880,822)	(5,880,822)

Seattle Public Library

Marcellus Turner, Executive Director and Chief Librarian

(206) 386-4636

<http://www.spl.org>

Department Overview

The Seattle Public Library, founded in 1891, includes the world-renowned Central Library, 26 neighborhood libraries, a robust "virtual library" available 24/7 through the Library's popular website and a Mobile Services division. While the Central Library supports library services for downtown residents and workers, it is also the hub for planning and developing systemwide programs and services. In addition, the Central Library provides critical computer and Wi-Fi access for people without internet service, as well as community meeting rooms and an auditorium for cultural and educational programs. The 26 neighborhood libraries provide services and programs close to where people live, go to school and work, and serve as neighborhood anchors for lifelong learning, civic engagement, and economic vitality.

In 2019, The Seattle Public Library (SPL) hosted nearly five million in-person visitors and circulated 12.6 million items. There were more than 12,000 attendees at the Library's adult learning programs, such as English as a Second Language classes, adult education tutoring, and Ready to Work programs. STEM-focused Summer of Learning activities attracted nearly 34,000 attendees and over 1,200 homework help sessions were hosted by the Library to support student success.

The Library is governed by a five-member Library Board of Trustees, who are appointed by the Mayor and confirmed by the City Council. Board members are eligible to serve two five-year terms. The Revised Code of Washington (RCW 27.12.240) and the City Charter (Article XII, Section 5) grant the Board of Trustees "exclusive control of Library expenditures for Library purposes." The Library Board adopts an annual Operations Plan in December after the City Council approves the Library's budget appropriation.

Budget Snapshot

	2019 Actuals	2020 Adopted	2021 Proposed
Department Support			
General Fund - Operating	55,084,045	58,883,540	54,301,685
Other Funding - Operating	31,026,036	22,580,311	23,373,310
Total Operations	86,110,081	81,463,851	77,674,995
Capital Support			
Other Funding - Capital	5,223,998	4,768,000	9,237,000
Total Capital	5,223,998	4,768,000	9,237,000
Total Appropriations	91,334,079	86,231,851	86,911,995

Seattle Public Library

Budget Overview

The City is projecting significant revenue losses due to the economic impacts of COVID-19. As a result, the 2021 Proposed Budget includes reductions for most departments across the City. Owing to this considerable economic strain, the General Fund cannot support The Seattle Public Library (SPL) at the same level for 2021. The SPL budget includes a General Fund reduction of \$5.8 million or 10% of the SPL General Fund support (7.4% of SPL's total operating budget). The SPL budget is approximately 63% General Fund, 36% 2019 Library Levy, and 1% from Library-generated revenues, which include a parking garage at the Central Library, space rentals for private events, print and copy services and lost material fees.

Library operations have been significantly impacted by COVID-19. All SPL branches closed indefinitely in March 2020 as the pandemic emerged. Since then, the Central Library and a number of branches have opened for Curbside Pickup Service and/or book returns, with remaining staff working in the other branches to process materials for Curbside Pickup and Mobile Services or offering virtual services, programming and online customer services. In addition, five branches are providing public access to restrooms to help support the insecurely housed. Although there is much uncertainty on what impact COVID-19 will have in 2021, the budget assumes that Library facilities will not fully reopen to the public for in-person services until July 2021.

Because the General Fund cannot support the SPL at the same level, the 2021 Proposed Budget will shift limited and specific expenses from the General Fund to the 2019 Library Levy to mitigate program and operating reductions. Because of the temporary closure of Library facilities due to COVID-19, some 2019 Library Levy funding that was budgeted in 2021 to expand hours, add an at-risk youth specialist, and to expand play and learn programming will be redirected to offset a portion of reductions to baseline open hours at Library locations. In total, \$1.36 million in 2019 Library Levy funding will be redirected for this purpose. The Library Board of Trustees will determine how best to address the impacts of the General Fund reduction with a focus on equity as promised to voters.

The SPL budget also includes a cumulative \$1.4 million reduction to physical materials, digital collection purchases, and staffing in support of the physical collection. In addition, \$1.35 million is cut from travel and training, technology, building and facility maintenance, and other operational functions such as Finance, Accounting, Human Resources, Event Services and Marketing.

Seattle Public Library

Incremental Budget Changes

Seattle Public Library

	2021 Proposed Budget	FTE
2021 Beginning Budget	89,060,851	-
Baseline		
Technical Adjustment for CCM Baseline	(131,909)	-
Baseline Adjustments for Personnel Costs	1,051,826	-
Proposed Operating		
Recruitment & Administrative Reductions	(174,000)	-
Reduce Library Communications and Marketing Support	(100,000)	-
Reduction to Events Services Personnel	(157,500)	-
Staff Training Reduction	(117,000)	-
Modifications to Library Operations	(3,082,000)	-
Reduction to Library Digital Collection Purchases	(139,000)	-
Reduction to Physical Collection Purchases	(531,000)	-
Reduction to Circulation Support Personnel	(588,000)	-
Reduction to Computer Equipment and Personnel	(293,000)	-
Reduction to Library Building Maintenance & Reduce Facilities Personnel	(348,000)	-
Reduction to Finance & Accounting Personnel	(170,000)	-
Proposed Capital		
Real Estate Excise Tax (REET) Reduction	(360,000)	-
Transfer of Levy-funded IT Infrastructure Projects from Operating to Capital	2,000,000	-
Proposed Technical		
Fund 18200 Beginning Balance Technical Adjustment	647,000	-
Library Revenues	-	-
Citywide Adjustments for Standard Cost Changes	343,727	-
SPL-Balancing	-	-
Total Incremental Changes	\$(2,148,856)	-
Total 2021 Proposed Budget	\$86,911,995	-

Description of Incremental Budget Changes

Baseline

Technical Adjustment for CCM Baseline

Seattle Public Library

Expenditures \$(131,909)

This is a technical change to align the budget to central IT, HR, and FAS rates.

Baseline Adjustments for Personnel Costs

Expenditures \$1,051,826

This centrally administered change adjusts appropriations to reflect an annual wage increase, as outlined in the agreements between the City and the Coalition of Unions, for personnel costs included in this department's baseline budget. This includes increases to salary, FICA, Medicare, family medical leave, retirement, overtime and temporary labor. There is no increase assumed from 2021 to 2022.

Proposed Operating

Recruitment & Administrative Reductions

Expenditures \$(174,000)

This item includes administrative and human resources staffing reductions. This item also includes reductions to the office supply and program support non-labor budgets. The SPL will reduce office supply budget by 10% and take further reductions to program support and other non-labor resources.

Reduce Library Communications and Marketing Support

Expenditures \$(100,000)

This item reduces the General Fund budget for marketing and communications. The base non-labor budget including levy resources for marketing and communication is \$215,000. This item is a 46% reduction to the base budget.

Reduction to Events Services Personnel

Expenditures \$(157,500)

Private event bookings at the Central Library have been severely impacted by the COVID-19 pandemic. This is expected to continue into 2021 as it is anticipated that libraries will remain closed for the first half of the year. When reopening is allowed it is expected that it will take some time for the events industry to return to pre-pandemic levels. As a result, the SPL is reducing the budget and staffing for Events Services.

Staff Training Reduction

Expenditures \$(117,000)

This item reduces the General Fund travel and training budget for non-represented staff. The base budget for travel and training, including represented staff is \$164,000. This item is a 71% reduction to the travel and training budget.

Modifications to Library Operations

Expenditures \$(3,082,000)

On March 14, 2020 all Seattle libraries closed to combat the spread of COVID-19 as it emerged as a global pandemic. In response to a dramatic increase in public interest of digital resources, The Seattle Public Library quickly adapted to a virtual service model by enhancing digital offerings, transitioning educational and cultural programs to virtual formats, and providing chat and phone information services through telework models.

A systemwide reopening team went to work planning a safe and phased offering of in-person services. This resulted in the launch of contact-free Curbside Service and book returns, as well as resuming limited Mobile Services, which

Seattle Public Library

provides access to senior housing facilities, preschools serving low-income families, encampments serving people experiencing homelessness, and other patrons with mobility and access concerns. The Library has also been providing safe and sanitary public restroom access at five locations, seven days a week.

The budget assumes the Library will continue providing expanded digital programs and services, Curbside Service, book returns, public restroom access, and Mobile Services in 2021, until Library buildings reopen. The Library will continue to look for ways to add patron-requested services permitted under public health guidelines.

Because the General Fund can no longer support Library operations at the same level, this budget includes a General Fund reduction of \$5.8 million. Library has determined that \$3.1 million of this reduction will come from its budget for operating hours. With much uncertainty around COVID-19, the budget assumes that for planning purposes that facilities will not reopen until July 2021. When buildings do reopen, some locations will operate with reduced hours.

The Library believes multiple funding sources are necessary to deliver core Library information services to the public in unprecedented times. To help offset this cut, the Library will redirect \$1.36 million of 2019 Library Levy dollars originally allocated to expanded hours and programming in 2021. Those dollars will be used to support base operating hours when libraries reopen. The Library Board of Trustees will determine how best to achieve those savings and address impacts of the General Fund reduction with a focus on equity as promised to voters. The final approved plan will be reflected in the 2021 Library Operations Plan.

Reduction to Library Digital Collection Purchases

Expenditures \$(139,000)

This item reduces the General Fund Budget for the digital collection in the following areas:

Databases (\$67,000)

E-periodicals (\$18,000)

E-books and E-audiobooks (\$55,000)

Streaming Media (\$138,000)

\$138,000 in accumulated 2012 Library Levy fund balance will be used to offset the streaming media reduction for 2021. Use of digital materials has continued to grow with demand increasing by 24% between 2018 and 2019, and by 26% during the first four months of the pandemic. The base budget for the digital collection, including General Fund and levy resources, is \$4.3 million. The impact of this is a 6% reduction to the digital collection budget in 2021.

Reduction to Physical Collection Purchases

Expenditures \$(531,000)

This item includes a reduction to the physical materials collection including, CDs and DVDs, print, audio, and serial collections. As patron use has shifted toward electronic formats during the pandemic, the Library has re-balanced the baseline books and materials budget to account for this change. This reduction will result in a smaller, but more developed collection of print and physical materials. The base budget for the physical collection is \$3.5 million, including General Fund and levy resources. This reduction reflects a 15% reduction to the budget for physical materials.

Reduction to Circulation Support Personnel

Expenditures \$(588,000)

This item reduces personnel who support circulation of the physical books and materials. Due to the budget reduction to the physical collection, the staff that support the physical circulation will also be reduced. The base budget for staffing for circulation, which reflects the movement and access to materials across 27 locations, is \$8.7 million, including General Fund and levy resources. This item reflects a 7% reduction to the base budget.

Seattle Public Library

Reduction to Computer Equipment and Personnel

Expenditures \$(293,000)

This item includes a reduction to IT personnel, while also cutting public and staff computing purchases, and eliminating the budget for Adobe Creative Suite software.

Reduction to Library Building Maintenance & Reduce Facilities Personnel

Expenditures \$(348,000)

This item includes the elimination of facilities support personnel and a \$150,000 reduction to facilities non-labor maintenance by reducing the frequency of maintenance services at Central Library and neighborhood branches.

Reduction to Finance & Accounting Personnel

Expenditures \$(170,000)

This item reduces the budget for finance and accounting personnel and eliminates two positions. The base budget for finance and accounting including levy resources is \$1.1 million, and this is a 15% reduction to the base budget.

Proposed Capital

Real Estate Excise Tax (REET) Reduction

Expenditures \$(360,000)

The SPL capital budget includes 2019 Library Levy and REET resources. The 2019 Library Levy includes \$50.9 million directed toward capital projects over the levy period. REET funding supplements the levy funding for major maintenance projects including seismic retrofits to Carnegie-era branches. Because of projected declines in REET revenue, the REET resources dedicated to these projects is reduced.

Transfer of Levy-funded IT Infrastructure Projects from Operating to Capital

Expenditures \$2,000,000

This is a budget neutral transfer of previously-planned Library IT infrastructure work from operating to capital, all supported by the 2019 voter-approved Library Levy. From 2021 through 2026, the Library Levy CIP will increase appropriation authority by \$7,489,000 to fund various IT infrastructure work and replacement of the Library's Integrated Library System (ILS), while making a commensurate reduction in the Library Programs and Services Division in Fund 18200 over that same timeframe (2021-2026). This transfer is necessary as the expenditure represents a capital project, rather than an operating expense.

Proposed Technical

Fund 18200 Beginning Balance Technical Adjustment

Expenditures \$647,000

This is a technical adjustment to bring the budget for Fund 18200 into alignment with the spending plan for the voter approved 2019 Library Levy.

Library Revenues

Revenues \$(4,261,855)

Seattle Public Library

Library generated revenues are expected to decrease due to COVID-19, the recession, and the slow recovery from COVID-19. SPL is projecting declines in parking fees, event rentals, lost material fees, and other miscellaneous revenues. This item also reflects the decrease in the transfer of General Fund resources to the SPL operating fund to reflect a 10% reduction in General Fund support. This item also reflects the increase in levy revenue in 2021.

Citywide Adjustments for Standard Cost Changes

Expenditures	\$343,727
--------------	-----------

Citywide technical adjustments made in the baseline phase reflect changes to internal services costs, including rates from the Department of Finance & Administrative Services, Seattle Information Technology Department, Seattle Department of Human Resources, and for healthcare, retirement and industrial insurance charges for the department. These adjustments reflect initial assumptions about these costs and inflators early in the budget process.

SPL-Balancing

Revenues	\$5,119,999
----------	-------------

This is a technical item to balance revenues and expenditures for the Funds managed by this department.

Seattle Public Library

Expenditure Overview

Appropriations	2019 Actuals	2020 Adopted	2021 Proposed
SPL - BC-PL-B3000 - Capital Improvements			
10410 - Library Fund	2,855,000	-	-
18100 - 2012 Library Levy Fund	1,653,858	-	-
18200 - 2019 Library Levy Fund	-	4,190,000	8,837,000
30010 - REET I Capital Fund	715,140	578,000	400,000
Total for BSL: BC-PL-B3000	5,223,998	4,768,000	9,237,000
SPL - BO-PL-B1ADM - Administrative/Support Service			
10410 - Library Fund	8,549,887	9,491,835	9,312,814
15350 - Library Trust & Memorial Fund	3,351,827	-	-
18100 - 2012 Library Levy Fund	2,230,114	-	-
18200 - 2019 Library Levy Fund	-	2,525,000	2,525,000
Total for BSL: BO-PL-B1ADM	14,131,827	12,016,835	11,837,814
SPL - BO-PL-B2CTL - Chief Librarian's Office			
10410 - Library Fund	491,861	507,178	484,615
15350 - Library Trust & Memorial Fund	206,585	-	-
18100 - 2012 Library Levy Fund	7,308	-	-
18200 - 2019 Library Levy Fund	-	9,000	9,000
Total for BSL: BO-PL-B2CTL	705,754	516,178	493,615
SPL - BO-PL-B4PUB - Library Program and Services			
10410 - Library Fund	49,617,999	46,454,799	42,402,089
15350 - Library Trust & Memorial Fund	4,175,005	-	-
18100 - 2012 Library Levy Fund	8,416,336	-	138,000
18200 - 2019 Library Levy Fund	-	18,551,000	19,198,000
Total for BSL: BO-PL-B4PUB	62,209,341	65,005,799	61,738,089
SPL - BO-PL-B5HRS - Human Resources			
10410 - Library Fund	2,025,465	2,322,142	2,095,839
15350 - Library Trust & Memorial Fund	62,375	-	-
18100 - 2012 Library Levy Fund	19,880	-	-
18200 - 2019 Library Levy Fund	-	16,000	16,000
Total for BSL: BO-PL-B5HRS	2,107,720	2,338,142	2,111,839
SPL - BO-PL-B7STR - Institutional & Strategic Advancement			
10410 - Library Fund	915,266	991,897	898,638
15350 - Library Trust & Memorial Fund	426,358	-	-
18100 - 2012 Library Levy Fund	640,815	-	-

Seattle Public Library

18200 - 2019 Library Levy Fund	-	595,000	595,000
Total for BSL: BO-PL-B7STR	1,982,438	1,586,897	1,493,638

SPL - BO-PL-LOFT - Levy Operating Fund Transfer

18100 - 2012 Library Levy Fund	4,973,000	-	-
Total for BSL: BO-PL-LOFT	4,973,000	-	-

Department Total	91,334,079	86,231,851	86,911,995
-------------------------	-------------------	-------------------	-------------------

** FTE totals are provided for informational purposes only. Changes in FTEs resulting from City Council or Human Resources Director actions outside of the budget process may not be detailed here*

Budget Summary by Fund Seattle Public Library

	2019 Actuals	2020 Adopted	2021 Proposed
10410 - Library Fund	64,455,477	59,767,851	55,193,995
15350 - Library Trust & Memorial Fund	8,222,151	-	-
18100 - 2012 Library Levy Fund	17,941,311	-	138,000
18200 - 2019 Library Levy Fund	-	25,886,000	31,180,000
30010 - REET I Capital Fund	715,140	578,000	400,000
Budget Totals for SPL	91,334,079	86,231,851	86,911,995

Seattle Public Library

Revenue Overview

2021 Estimated Revenues

Account Code	Account Name	2019 Actuals	2020 Adopted	2021 Proposed
330020	Intergov-Revenues	-	26,050	26,050
333110	Ind Fed Grants	32,756	-	-
334010	State Grants	817	-	-
335060	Judicial Salary Contrib-State	3,240	-	-
337080	Other Private Contrib & Dons	(78)	-	-
341050	Word Proc/Printing/Dupl Svcs	191,263	180,000	135,000
350130	Library Fines and Fees	1,145,893	187,000	140,250
360290	Parking Fees	316,712	300,000	225,000
360300	St Space Facilities Rentals	225,542	187,000	93,500
360310	Lt Space/Facilities Leases	30,329	-	-
360340	Concession Proceeds	4,721	4,500	1,750
360380	Sale Of Junk Or Salvage	-	5,000	-
360900	Miscellaneous Revs-Other Rev	12,405	2,500	1,500
397010	Operating Transfers In	60,823,545	58,883,540	54,301,685
Total Revenues for: 10410 - Library Fund		62,787,146	59,775,590	54,924,735
400000	Use of/Contribution to Fund Balance	-	(7,739)	269,260
Total Resources for:10410 - Library Fund		62,787,146	59,767,851	55,193,995
337080	Other Private Contrib & Dons	4,770,070	-	-
360310	Lt Space/Facilities Leases	10	-	-
Total Revenues for: 15350 - Library Trust & Memorial Fund		4,770,080	-	-
311010	Real & Personal Property Taxes	17,908,495	-	-
Total Revenues for: 18100 - 2012 Library Levy Fund		17,908,495	-	-
400000	Use of/Contribution to Fund Balance	-	-	138,000
Total Resources for:18100 - 2012 Library Levy Fund		17,908,495	-	138,000
311010	Real & Personal Property Taxes	399	30,455,000	30,675,000
360010	Investment Interest	-	-	100,000
Total Revenues for: 18200 - 2019 Library Levy Fund		399	30,455,000	30,775,000

Seattle Public Library

400000	Use of/Contribution to Fund Balance	-	(4,569,000)	405,000
Total Resources for:18200 - 2019 Library Levy Fund		399	25,886,000	31,180,000
Total SPL Resources		85,466,120	85,653,851	86,511,995

Seattle Public Library

Appropriations by Budget Summary Level and Program

SPL - BC-PL-B3000 - Capital Improvements

The purpose of The Seattle Public Library Major Maintenance Budget Summary Level is to provide major maintenance to Library facilities, which include the Central Library and all branch libraries, to help ensure building integrity and improve functionality for patrons and staff.

Program Expenditures	2019 Actuals	2020 Adopted	2021 Proposed
Capital Improvements	5,223,998	4,768,000	9,237,000
Total	5,223,998	4,768,000	9,237,000

**FTE totals are provided for informational purposes only. Changes in FTEs resulting from City Council or Human Resources Director actions outside of the budget process may not be detailed here*

SPL - BO-PL-B1ADM - Administrative/Support Service

The purpose of the Administrative Services Program is to support the delivery of library services to the public.

Program Expenditures	2019 Actuals	2020 Adopted	2021 Proposed
Administrative Services	467,809	10,273,835	10,770,314
Business Office	4,734,547	-	(170,000)
Event Services	496,650	-	(157,500)
FAC Services	8,432,821	1,743,000	1,395,000
Total	14,131,827	12,016,835	11,837,814

**FTE totals are provided for informational purposes only. Changes in FTEs resulting from City Council or Human Resources Director actions outside of the budget process may not be detailed here*

The following information summarizes the programs in Administrative/Support Service Budget Summary Level:

Administrative Services

The purpose of the Administrative Services Program is to support the delivery of library services to the public.

Expenditures/FTE	2019 Actuals	2020 Adopted	2021 Proposed
Administrative Services	467,809	10,273,835	10,770,314

Business Office

Seattle Public Library

The purpose of the Business Office Program is to support the delivery of administrative services.

	2019	2020	2021
Expenditures/FTE	Actuals	Adopted	Proposed
Business Office	4,734,547	-	(170,000)

Event Services

The purpose of the Events Services Program is to support Library-hosted as well as private events and programs in order to make Library facilities and meeting rooms more available to the public.

	2019	2020	2021
Expenditures/FTE	Actuals	Adopted	Proposed
Event Services	496,650	-	(157,500)

FAC Services

The purpose of the FAC Services Program is to maintain and secure the Library's buildings and grounds so that library services are delivered in safe, secure, clean, well-functioning and comfortable environments.

	2019	2020	2021
Expenditures/FTE	Actuals	Adopted	Proposed
FAC Services	8,432,821	1,743,000	1,395,000

SPL - BO-PL-B2CTL - Chief Librarian's Office

The purpose of the Chief Librarian's Office is to provide leadership for the Library in implementing the policies and strategic direction set by the Library Board of Trustees, and in securing the necessary financial resources to operate the Library in an effective and efficient manner. The Chief Librarian's Office serves as the primary link between the community and the Library, and integrates community needs and expectations with Library resources and policies.

Program Expenditures	2019	2020	2021
	Actuals	Adopted	Proposed
Chief Librarian's Office	705,754	516,178	493,615
Total	705,754	516,178	493,615

**FTE totals are provided for informational purposes only. Changes in FTEs resulting from City Council or Human Resources Director actions outside of the budget process may not be detailed here*

SPL - BO-PL-B4PUB - Library Program and Services

The purpose of the Library Programs and Services Division is to provide services, materials, and programs that benefit and are valued by Library patrons. Library Programs and Services provides technical and collection services and materials delivery systems to make Library resources and materials accessible to all patrons.

Seattle Public Library

Program Expenditures	2019 Actuals	2020 Adopted	2021 Proposed
Collections and Access	18,359,127	6,530,000	5,083,630
Information Technology	5,652,597	1,980,000	1,682,909
Public Services	38,197,617	56,495,799	54,971,550
Total	62,209,341	65,005,799	61,738,089
<i>*FTE totals are provided for informational purposes only. Changes in FTEs resulting from City Council or Human Resources Director actions outside of the budget process may not be detailed here</i>			

The following information summarizes the programs in Library Program and Services Budget Summary Level:

Collections and Access

The purpose of the Collection and Access Services Program is to make library books, materials, databases, downloadable materials, and the library catalog available to patrons and to provide a delivery system that makes Library materials locally available.

Expenditures/FTE	2019 Actuals	2020 Adopted	2021 Proposed
Collections and Access	18,359,127	6,530,000	5,083,630

Information Technology

The purpose of the Information Technology Program is to provide public and staff technology, data processing infrastructure and services.

Expenditures/FTE	2019 Actuals	2020 Adopted	2021 Proposed
Information Technology	5,652,597	1,980,000	1,682,909

Public Services

The purpose of the Library Programs and Services Program is to administer public services, programs, and collection development and access.

Expenditures/FTE	2019 Actuals	2020 Adopted	2021 Proposed
Public Services	38,197,617	56,495,799	54,971,550

SPL - BO-PL-B5HRS - Human Resources

The purpose of Human Resources is to provide responsive and equitable services, including human resources policy development, recruitment, classification and compensation, payroll, labor and employee relations, volunteer services, and staff training services so that the Library maintains a productive and well-supported work force.

Seattle Public Library

Program Expenditures	2019 Actuals	2020 Adopted	2021 Proposed
Human Resources	2,107,720	2,338,142	2,111,839
Total	2,107,720	2,338,142	2,111,839

**FTE totals are provided for informational purposes only. Changes in FTEs resulting from City Council or Human Resources Director actions outside of the budget process may not be detailed here*

SPL - BO-PL-B7STR - Institutional & Strategic Advancement

The purpose of the Institutional and Strategic Advancement division is to provide planning and support functions, including strategic analysis, government relations, community partnerships and external and internal communication, to help the City Librarian shape the strategic direction, work and culture of the Library in pursuit of its mission. The division ensures that the public is informed about services and programs offered by the Library.

Program Expenditures	2019 Actuals	2020 Adopted	2021 Proposed
Institutional & Strategic Adva	1,982,438	1,586,897	-
Institutional & Strategic Advancement	-	-	1,493,638
Total	1,982,438	1,586,897	1,493,638

**FTE totals are provided for informational purposes only. Changes in FTEs resulting from City Council or Human Resources Director actions outside of the budget process may not be detailed here*

The following information summarizes the programs in Institutional & Strategic Advancement Budget Summary Level:

Institutional & Strategic Adva

The purpose of the Institutional & Strategic Advancement Program is to assist in the administration of Library operations and play an essential role in shaping the strategic direction, work and culture of the Library.

Expenditures/FTE	2019 Actuals	2020 Adopted	2021 Proposed
Institutional & Strategic Adva	1,982,438	1,586,897	-

Institutional & Strategic Advancement

The purpose of the Institutional & Strategic Advancement Program is to assist in the administration of Library operations and play an essential role in shaping the strategic direction, work and culture of the Library.

Expenditures/FTE	2019 Actuals	2020 Adopted	2021 Proposed
Institutional & Strategic Advancement	-	-	1,493,638

Seattle Public Library

SPL - BO-PL-B9LA - Leadership and Administration

#N/A

Program Expenditures	2019 Actuals	2020 Adopted	2021 Proposed
Citywide Indirect Costs	-	-	-
Total	-	-	-

**FTE totals are provided for informational purposes only. Changes in FTEs resulting from City Council or Human Resources Director actions outside of the budget process may not be detailed here*

SPL - BO-PL-LOFT - Levy Operating Fund Transfer

From 2013 through 2019, the 2012 Library Levy provided an operating transfer to the Library Fund. These resources helped preserve core Library services that would have otherwise been reduced in response to the Great Recession.

Program Expenditures	2019 Actuals	2020 Adopted	2021 Proposed
Levy Operating Fund Transfer	4,973,000	-	-
Total	4,973,000	-	-

**FTE totals are provided for informational purposes only. Changes in FTEs resulting from City Council or Human Resources Director actions outside of the budget process may not be detailed here*

Department of Education and Early Learning

Dwane Chappelle, Director

(206) 233-5118

www.seattle.gov/education

Department Overview

The mission of the Department of Education and Early Learning (DEEL) is to transform the lives of Seattle's children, youth, and families through strategic investments in education. DEEL achieves this goal by investing in high-quality educational services and programs that help children succeed in school, increasing capacity for such programs in underserved communities and strengthening school-community connections.

DEEL is responsible for weaving together early learning programs in the City to provide families with the opportunity to prepare their children to enter school ready to succeed. As part of this work, DEEL provides child care subsidies to low-income families; operates the Seattle Preschool Program; and provides wraparound services, training, and professional development. By braiding and blending resources from the Families, Education, Preschool, and Promise (FEPP) Levy; the state Early Childhood Education and Assistance Program; the Sweetened Beverage Tax (SBT); and the City's General Fund, the department seeks to ensure families in the city have access to high quality early learning programs and services.

For school-age children, DEEL builds linkages between the City of Seattle, the Seattle Public School District, and other organizations to ensure successful levy implementation. Levy investments are made in programs that improve academic achievement and helps students graduate ready for the postsecondary path of their choice. To that end, each program undergoes ongoing program evaluation to ensure it delivers on specific targeted outcomes intended to improve academic achievement. The department provides annual reports detailing program targets and results to policy makers and the community.

DEEL serves as the liaison between the City and the higher education community on education issues of joint concern. The department builds partnerships with, and facilitates collaboration between, local higher education representatives to increase academic, economic and social advancement. DEEL aligns City investments with institutions' priorities, initiatives and goals to increase student success and higher levels of educational attainment. Part of this work includes implementation of the Seattle Promise program. The Seattle Promise provides two years of free college for Seattle public high school graduates, removing financial barriers to higher education facing many Seattle public school students. Seattle Promise students have the opportunity to obtain up to 90 credits of instruction towards a degree, credential, certificate or pre-apprenticeship program. In Fall 2019, Seattle Promise expanded to all 17 Seattle Public High Schools.

Budget Snapshot

	2019 Actuals	2020 Adopted	2021 Proposed
Department Support			
General Fund Support	13,199,605	13,456,536	10,785,929
Other Funding - Operating	57,129,188	92,280,442	92,509,985
Total Operations	70,328,793	105,736,978	103,295,913
Total Appropriations	70,328,793	105,736,978	103,295,913
 Full-Time Equivalents Total*	 98.00	 110.50	 110.50

Department of Education and Early Learning

** FTE totals are provided for informational purposes only. Changes in FTEs resulting from City Council or Human Resources Director actions outside of the budget process may not be detailed here*

Budget Overview

DEEL implements its mission to support Seattle's children by leveraging its funding from the FEPP Levy; the City's General Fund; Sweetened Beverage Tax (SBT) revenues; federal, state, and private grants; and partnerships with other City departments. The City is projecting significant revenue losses due to COVID-19 and the resulting public health crisis. As a result, the 2021 Proposed Budget includes reductions for most departments across the City, including DEEL. The General Fund can no longer provide the same level of support to DEEL's budget and as a result, the General Fund support to DEEL is reduced by 19% from the 2020 Adopted Budget. Because DEEL has other funding sources, including the FEPP Levy, DEEL mitigates the General Fund reduction by consolidating those activities that overlap the two funds and by reducing General Fund support for those activities that can benefit from efficiencies such as the provider training and professional development work that is moving to a remote platform. As a result of these strategies, the General Fund reductions will have minimal impact on staffing and services.

Although DEEL General Fund support is reduced, the DEEL budget includes additional SBT funding for a new Prenatal-3 grant program. Based on a recommendation from the Sweetened Beverage Community Advisory Board (CAB), the budget includes one-time SBT funding of \$1.5 million for this new grant program for community-based organizations. DEEL will work closely with the CAB and King County Best Starts for Kids (BSK) to develop the grant program. Some gaps in prenatal-to-3 services have been identified through the BSK work.

The budget also includes several technical changes to align the DEEL budget with the FEPP Levy Implementation & Evaluation Plan. These changes include aligning the budget for the Seattle Preschool Program, Seattle Promise, the Opportunities and Access grants, and the School-Based Investment grants.

Department of Education and Early Learning

Incremental Budget Changes

Department of Education and Early Learning

	2021 Budget	FTE
Total 2020 Adopted Budget	105,736,978	110.50
Baseline		
Central Rate and Technical Baseline Adjustments	(2,355)	-
Adjustment for One-Time Budget Changes	(4,336,086)	-
Proposed Operating		
Early Learning - General Fund Shift to Levy	(2,431,108)	-
Eliminate General Fund Support for Summer Literacy Contract	(134,989)	-
Child Care Resources and Referrals	140,000	-
Leadership & Administration - General Fund Shift to Levy	-	-
New Prenatal-3 Grant Program	1,500,000	-
Position Transfers & Reclassifications	-	-
Reductions - SBT - Early Learning	(433,519)	-
Proposed Technical		
Upward Bound Grant	28,352	-
FEPP Levy Spending Plan Alignment - Early Learning	3,090,773	-
FEPP Levy Spending Plan Alignment - K-12 Programs	(729,521)	-
FEPP Levy Spending Plan Alignment - Leadership & Administration	(175,183)	-
FEPP Levy Spending Plan Alignment - Post-Secondary	789,137	-
Technical Adjustment - Revenue	-	-
Technical Adjustments - GF - Early Learning	-	-
Technical Adjustments - Leadership & Administration	312,634	-
Citywide Adjustments for Standard Cost Changes	(280,869)	-
Baseline Adjustments for Personnel Costs	221,670	-
DEEL-Balancing	-	-
Total Incremental Changes	\$(2,441,064)	-
Total 2021 Proposed Budget	\$103,295,913	110.50

Description of Incremental Budget Changes

Baseline

Central Rate and Technical Baseline Adjustments

Expenditures	\$(2,355)
--------------	-----------

Department of Education and Early Learning

The item includes adjustments for central rate for IT, HR, and FAS rates.

Adjustment for One-Time Budget Changes

Expenditures \$(4,336,086)

This item removes one-time funding from the 2020 Adopted Budget. The reduction includes several one-time items funded by Sweetened Beverage Tax (SBT) including the final Seattle Promise Endowment payment and funding for preschool facilities. The SBT authorizing ordinance included \$5 million for an endowment for the Promise program over a three-year period, and 2020 was the last year of endowment funding. The 2020 Adopted Budget included one-time SBT funding for preschool facilities; and funds for connecting families to child care and diapers. The adjustments also include one-time expenditures tied to SPP tuition revenues.

Proposed Operating

Early Learning - General Fund Shift to Levy

Expenditures \$(2,431,108)

Because the General Fund can no longer support DEEL operations and services at the same level, this item shifts some General Fund expenses to the Family and Education Levy (FEL) using fund balance, and reduces other General Fund expenses due to efficiencies and overlap with the Families, Education, Preschool, and Promise (FEPP) Levy. Both the Parent Child Plus program and early learning labor costs (including intake staff, educational specialists, coaches and managers) shift to the FEL Levy, using available fund balance. Due to overlap with the levy and other efficiencies, there are net reductions to the General Fund budget for early learning training, health care, and miscellaneous contracted services. These funding reductions will have minimal service impacts.

Eliminate General Fund Support for Summer Literacy Contract

Expenditures \$(134,989)

This item removes General Fund support for a summer literacy program that was added to DEEL's budget in 2017. DEEL has levy funding for this type of programming through the Opportunities and Access Request for Investments and other similar programs are required to seek competitive grant funding through the DEEL funding opportunities.

Child Care Resources and Referrals

Expenditures \$140,000

The Mt Baker Allen Family Center is a community resource center co-located with 95 units of permanent supportive and permanently affordable housing in Southeast Seattle. The Center serves families living in or near poverty with a wide array of community-based services and support to shorten and prevent family homelessness and to strengthen vulnerable families, including child care resources and referrals. This item continues funding for the childcare referral, parent coaching, and other training services. The 2020 Adopted Budget included funding (that was administered by DEEL) for these services in the Human Services Department (HSD) budget.

Leadership & Administration - General Fund Shift to Levy

Expenditures -

This change request shifts labor costs in DEEL's Leadership & Administration BSL from General Fund to FEPP levy funds in 2021. This shift will not have impact on services or staffing and is consistent with the approach that the department has taken in 2020 to absorb General Fund revenue loss.

New Prenatal-3 Grant Program

Expenditures \$1,500,000

Department of Education and Early Learning

Based on a recommendation from the Sweetened Beverage Tax Community Advisory Board (CAB), this item adds one-time Sweetened Beverage Tax (SBT) funding of \$1.5 million for a new prenatal to 3-year-old grant program for community-based organizations. A portion of this funding is reserved for administering the grant program. DEEL will work closely with the CAB and King County Best Starts for Kids (BSK) to develop the grant program. Some gaps in prenatal-to-3 services have been identified through the BSK work. The CAB may consider identifying ongoing SBT funding in the 2022 budget process.

Position Transfers & Reclassifications

Position Allocation -

This item transfers several positions between divisions within DEEL as well as recognizes two reclassifications that were completed in 2020.

This change request transfers the following positions across DEEL divisions:

- 2.0 FTE Planning & Development Specialist Srs from Leadership & Administration to Early Learning
- 1.0 FTE Strategic Advisor 2, Exempt from Leadership & Administration to Early Learning
- 1.0 FTE Public Relations Specialist Sr from Leadership & Administration to K-12
- 1.0 FTE Strategic Advisor 2, Exempt from Early Learning to Leadership & Administration
- 1.0 FTE MSA Sr from Early Learning to Leadership & Administration
- 1.0 FTE Strategic Advisor 2, Exempt from K-12 to Leadership & Administration

These transfers better align the work with the location of the position and are supported by two rationales:

- Positions transferred out of Leadership & Administration that directly support the work of a single division and should be budgeted within that division solely.
- Positions transferred to Leadership & Administration for positions that support multiple teams or functions within the department and would be more accurately categorized as administrative support.

Additionally, the following positions have been reclassified in 2020 as part of an effort to better align classifications with the scope of work and responsibilities.

- 1.0 FTE Public Relations Specialist Sr reclassified to Planning & Development Specialist Sr in K-12
- 1.0 FTE Planning & Development Specialist I reclassified to Planning & Development Specialist Sr in K-12

The budget for all of these position transfers and reclassifications is assumed in the FEPP Levy Spending Plan Alignment items.

Reductions - SBT - Early Learning

Expenditures \$(433,519)

This item reduces funding for training and professional development. The reduction will have minimal impact on service levels. Due to the COVID-19 pandemic, DEEL has moved to conducting trainings and professional development online, and the department expects to continue this practice even when the pandemic is over. Also, DEEL has other fund sources to support early learning training and professional development. As a result of the reduced cost, and the availability of other funding, DEEL does not need this level of SBT support.

Proposed Technical

Upward Bound Grant

Expenditures \$28,352

Revenues \$36,851

Department of Education and Early Learning

This is a technical change to align the Upward Bound Grant revenue and spending. The Upward Bound program serves high school students from low-income families and the goal of the program is to increase the rate at which participants complete secondary education and enroll in and graduate from institutions of postsecondary education.

FEPP Levy Spending Plan Alignment - Early Learning

Expenditures	\$3,090,773
Revenues	\$(1,300,000)

This item adds FEPP Levy budget authority to the Early Learning BSL in alignment with the FEPP spending plan. This item also includes a reduced amount for projected tuition revenue for the Seattle Preschool Program and equivalent spending authority.

FEPP Levy Spending Plan Alignment - K-12 Programs

Expenditures	\$(729,521)
--------------	-------------

This change item aligns the K-12 Programs BSL with the FEPP Levy spending plan per the Implementation & Evaluation Plan. The increased spending in 2021 supports continued implementation of school-based investments, opportunity & access investments, out-of-school time investments, and other K-12 investments.

FEPP Levy Spending Plan Alignment - Leadership & Administration

Expenditures	\$(175,183)
--------------	-------------

This change request aligns the Leadership & Administration BSL with the FEPP Levy spending plan.

FEPP Levy Spending Plan Alignment - Post-Secondary

Expenditures	\$789,137
--------------	-----------

This change request aligns the Post-Secondary Programs BSL with FEPP Levy Spending per the Implementation & Evaluation Plan. The increased funding for the Post-Secondary Programs BSL supports the continued expansion of the Seattle Promise program in 2021-2022. During this period, Seattle Promise will reach its full implementation status and is projected to serve 870 13th and 14th Year students per school year. This change request increases support for tuition, equity scholarships, and programmatic support, per the Implementation & Evaluation Plan to support full program implementation.

Technical Adjustment - Revenue

Revenues	\$786,857
----------	-----------

This technical adjustment aligns FEPP Levy revenues with the revenue forecast, and updates DEEL's grant revenues to align with contract amounts. Finally, this adjustment corrects projected SPP tuition revenue assumptions.

Technical Adjustments - GF - Early Learning

Expenditures	-
--------------	---

This is a budget neutral technical adjustment to update project, activity, and account codes.

Technical Adjustments - Leadership & Administration

Expenditures	\$312,634
--------------	-----------

Department of Education and Early Learning

This adjustment makes technical adjustments and corrections to the Leadership & Administration BSL. This includes budget-neutral changes between budget programs, projects, activities, and accounts in order to align costs with the proper coding.

Citywide Adjustments for Standard Cost Changes

Expenditures	\$(280,869)
--------------	-------------

Citywide technical adjustments made in the baseline phase reflect changes to internal services costs, including rates from the Department of Finance & Administrative Services, Seattle Information Technology Department, Seattle Department of Human Resources, and for healthcare, retirement and industrial insurance charges for the department. These adjustments reflect initial assumptions about these costs and inflators early in the budget process.

Baseline Adjustments for Personnel Costs

Expenditures	\$221,670
--------------	-----------

This centrally administered change adjusts appropriations to reflect an annual wage increase, as outlined in the agreements between the City and the Coalition of Unions, for personnel costs included in this department's baseline budget. This includes increases to salary, FICA, Medicare, family medical leave, retirement, overtime and temporary labor. There is no increase assumed from 2021 to 2022.

DEEL-Balancing

Revenues	\$1,847,372
----------	-------------

This is a technical item to balance revenues and expenditures for the Funds managed by this department.

Department of Education and Early Learning

Expenditure Overview

	2019 Actuals	2020 Adopted	2021 Proposed
Appropriations			
DEEL - BO-EE-IL100 - Early Learning			
00100 - General Fund	10,419,868	11,881,801	9,572,744
00155 - Sweetened Beverage Tax Fund	-	7,277,383	7,264,274
17857 - 2011 Families and Education Levy	5,582,668	-	-
17861 - Seattle Preschool Levy Fund	12,803,246	-	-
17871 - Families Education Preschool Promise Levy	10,948,275	40,408,911	41,454,356
Total for BSL: BO-EE-IL100	39,754,056	59,568,095	58,291,374
DEEL - BO-EE-IL200 - K-12 Programs			
00100 - General Fund	872,057	763,387	661,195
17857 - 2011 Families and Education Levy	20,926,880	-	-
17871 - Families Education Preschool Promise Levy	1,059,995	32,602,662	32,074,134
Total for BSL: BO-EE-IL200	22,858,933	33,366,049	32,735,328
DEEL - BO-EE-IL300 - Post-Secondary Programs			
00100 - General Fund	555,059	-	-
00155 - Sweetened Beverage Tax Fund	-	1,450,533	-
17871 - Families Education Preschool Promise Levy	1,102,979	4,410,707	5,212,088
Total for BSL: BO-EE-IL300	1,658,037	5,861,240	5,212,088
DEEL - BO-EE-IL700 - Leadership and Administration			
00100 - General Fund	1,352,622	811,348	551,990
00155 - Sweetened Beverage Tax Fund	-	511,877	543,946
17857 - 2011 Families and Education Levy	1,762,110	-	-
17861 - Seattle Preschool Levy Fund	756,663	-	-
17871 - Families Education Preschool Promise Levy	2,186,372	5,618,369	5,961,187
Total for BSL: BO-EE-IL700	6,057,767	6,941,594	7,057,123
Department Total	70,328,793	105,736,978	103,295,913
Department Full-Time Equivalents Total*	98.00	110.50	110.50

* FTE totals are provided for informational purposes only. Changes in FTEs resulting from City Council or Human Resources Director actions outside of the budget process may not be detailed here

Department of Education and Early Learning

Budget Summary by Fund Department of Education and Early Learning

	2019 Actuals	2020 Adopted	2021 Proposed
00100 - General Fund	13,199,605	13,456,536	10,785,929
00155 - Sweetened Beverage Tax Fund	-	9,239,793	7,808,220
17857 - 2011 Families and Education Levy	28,271,658	-	-
17861 - Seattle Preschool Levy Fund	13,559,909	-	-
17871 - Families Education Preschool Promise Levy	15,297,620	83,040,649	84,701,765
Budget Totals for DEEL	70,328,793	105,736,978	103,295,913

Revenue Overview

2021 Estimated Revenues

Account Code	Account Name	2019 Actuals	2020 Adopted	2021 Proposed
330020	Intergov-Revenues	-	464,431	501,282
334010	State Grants	4,049,277	4,450,021	4,123,134
337080	Other Private Contrib & Dons	163,750	-	-
Total Revenues for: 00100 - General Fund		4,213,027	4,914,452	4,624,416
311010	Real & Personal Property Taxes	310,893	-	-
Total Revenues for: 17857 - 2011 Families and Education Levy		310,893	-	-
311010	Real & Personal Property Taxes	140,211	-	-
341150	Private Reimbursements	555,861	-	-
Total Revenues for: 17861 - Seattle Preschool Levy Fund		696,072	-	-
311010	Real & Personal Property Taxes	84,446,120	86,325,205	87,188,457
337080	Other Private Contrib & Dons	-	2,000,000	700,000
341150	Private Reimbursements	923,287	-	-
360010	Investment Interest	-	888,434	1,138,926
Total Revenues for: 17871 - Families Education Preschool Promise Levy		85,369,407	89,213,639	89,027,383
400000	Use of/Contribution to Fund Balance	-	(6,172,990)	(4,325,618)
Total Resources for: 17871 - Families Education Preschool Promise Levy		85,369,407	83,040,649	84,701,765
Total DEEL Resources		90,589,399	87,955,101	89,326,181

Department of Education and Early Learning

Appropriations by Budget Summary Level and Program

DEEL - BO-EE-IL100 - Early Learning

The purpose of the Early Learning Budget Summary Level is to help children enter school ready to succeed, provide preschool teachers with resources and training, and assist Seattle families with gaining access to early learning resources.

Program Expenditures	2019 Actuals	2020 Adopted	2021 Proposed
Early Learning	39,754,056	59,568,095	58,291,374
Total	39,754,056	59,568,095	58,291,374
Full-time Equivalents Total*	54.00	60.50	61.50

**FTE totals are provided for informational purposes only. Changes in FTEs resulting from City Council or Human Resources Director actions outside of the budget process may not be detailed here*

DEEL - BO-EE-IL200 - K-12 Programs

The purpose of the K-12 Division Budget Summary Level is to manage K-12 investments.

Program Expenditures	2019 Actuals	2020 Adopted	2021 Proposed
K-12 Programs	22,858,933	33,366,049	32,735,328
Total	22,858,933	33,366,049	32,735,328
Full-time Equivalents Total*	13.00	17.00	17.00

**FTE totals are provided for informational purposes only. Changes in FTEs resulting from City Council or Human Resources Director actions outside of the budget process may not be detailed here*

Department of Education and Early Learning

DEEL - BO-EE-IL300 - Post-Secondary Programs

The purpose of the Post-Secondary Budget Summary Level is to help achieve the goal of the City's Education Action Plan that 70% of all student groups in Seattle Public Schools will go on to attain a post-secondary credential by the year 2030.

Program Expenditures	2019 Actuals	2020 Adopted	2021 Proposed
Post-Secondary Programs	1,658,037	5,861,240	5,212,088
Total	1,658,037	5,861,240	5,212,088
Full-time Equivalents Total*	1.00	1.00	1.00

**FTE totals are provided for informational purposes only. Changes in FTEs resulting from City Council or Human Resources Director actions outside of the budget process may not be detailed here*

DEEL - BO-EE-IL700 - Leadership and Administration

The purpose of the Leadership and Administration Budget Summary Level is to provide executive, community, financial, human resource, technology and business support to the Department of Education and Early Learning.

Program Expenditures	2019 Actuals	2020 Adopted	2021 Proposed
Citywide Indirect Costs	2,300,332	1,757,036	1,992,121
Departmental Indirect Costs	11,325	196,361	-
Divisional Indirect Costs	3,542,414	4,988,197	5,065,002
Pooled Benefits	203,696	-	-
Total	6,057,767	6,941,594	7,057,123
Full-time Equivalents Total*	30.00	32.00	31.00

**FTE totals are provided for informational purposes only. Changes in FTEs resulting from City Council or Human Resources Director actions outside of the budget process may not be detailed here*

The following information summarizes the programs in Leadership and Administration Budget Summary Level:

Citywide Indirect Costs

Expenditures/FTE	2019 Actuals	2020 Adopted	2021 Proposed
Citywide Indirect Costs	2,300,332	1,757,036	1,992,121

Departmental Indirect Costs

Department of Education and Early Learning

	2019	2020	2021
Expenditures/FTE	Actuals	Adopted	Proposed
Departmental Indirect Costs	11,325	196,361	-
Full Time Equivalents Total	30.00	32.00	31.00

Divisional Indirect Costs

	2019	2020	2021
Expenditures/FTE	Actuals	Adopted	Proposed
Divisional Indirect Costs	3,542,414	4,988,197	5,065,002

Pooled Benefits

	2019	2020	2021
Expenditures/FTE	Actuals	Adopted	Proposed
Pooled Benefits	203,696	-	-

Human Services Department

Jason Johnson, Interim Director

(206) 386-1001

<http://www.seattle.gov/humanservices/>

Department Overview

The mission of the Human Services Department (HSD) is to connect people with resources and solutions during times of need, so all Seattle residents can live, learn, work and take part in strong and healthy communities. HSD contracts with more than 170 community-based human service providers and administers programs to ensure Seattle residents have food and shelter, education and job opportunities, access to health care, opportunities to gain social and economic independence and success, and many more of life's basic necessities. HSD is committed to working with the community to provide appropriate and culturally relevant services.

HSD's strategic plan, "Healthy Communities, Healthy Families," identifies six results:

- All youth in Seattle successfully transition into adulthood.
- All people living in Seattle are able to meet their basic needs.
- All people living in Seattle are housed.
- All people living in Seattle experience moderate to optimum health conditions.
- All people living in Seattle are free from violence.
- All older adults experience stable health and are able to age in place.

HSD's work is funded by a variety of revenue sources, including federal, state, and inter-local grants, as well as the City's General Fund. External grants represent over 41% of HSD's \$269 million proposed 2021 budget, while the General Fund represents 55%. In addition, \$4 million of HSD's expenditures are backed by the City's Sweetened Beverage Tax Fund, representing roughly 1.8% of the department's proposed budget for 2021. Approximately 1.2% of HSD's 2021 budget is supported by Short Term Rental tax revenues which support permanent supportive housing investments.

Budget Snapshot

	2019 Actuals	2020 Adopted	2021 Proposed
Department Support			
General Fund Support	125,338,447	141,917,522	149,029,240
Other Funding - Operating	74,231,335	94,082,056	119,785,360
Total Operations	199,569,781	235,999,578	268,814,600
Total Appropriations	199,569,781	235,999,578	268,814,600

Full-Time Equivalents Total*	382.75	385.75	384.75
------------------------------	--------	--------	--------

* FTE totals are provided for informational purposes only. Changes in FTEs resulting from City Council or Human Resources Director actions outside of the budget process may not be detailed here

Human Services Department

Budget Overview

The Mayor's 2021 Proposed Budget for the Human Services Department makes significant investments in addressing homelessness, community safety, and Coronavirus response while eliminating non-essential administrative and labor spending. Where possible, the preservation of investment in programs serving Seattle's most vulnerable residents has remained a priority for this administration despite the steep drop in City revenues caused by the events of 2020 and their impacts on the local economy.

The proposed budget for the Human Services Department includes approximately \$130 million in funding for addressing homelessness, including significant one-time funding from the Federal government to support those experiencing homelessness during the COVID-19 pandemic. The proposed budget restructures HSD's budget for addressing homelessness to reflect the establishment of the King County Regional Homelessness Authority (KCRHA). The budget will now show a distinct budget program with funds set aside for the City to contract with KCRHA, once operational, to provide homeless services which have historically been managed by the Human Services Department. In addition, this budget reduces the size of HSD's team responding to unsheltered persons. HSD will consider the focus and role of the department's reconfigured outreach team and its relationship to the homelessness outreach continuum.

The proposed budget also creates a new Safe and Thriving Communities Division within HSD to elevate and consolidate the department's investments in safety and violence prevention. This division will house the City's work to counter domestic violence and sexual assault, a team of victim advocates transferred from the Seattle Police Department in 2020, and HSD's investments in youth and community safety which will be transferred from the department's existing Youth and Family Empowerment Division. This new division will be comprised of repurposed positions and budget to begin 2021 and will have an initial budget of over \$21 million.

Incremental Budget Changes

Human Services Department

	2021 Proposed Budget	FTE
2020 Adopted Budget	235,999,578	385.75
Baseline		
Removal of One-Time Budget Changes	(18,293,991)	-
Provider Contract Inflation	2,873,579	-
Citywide Adjustments for Standard Cost Changes	1,310,401	-
Baseline Adjustments for Personnel Costs	954,358	-
Operating Budget Changes to Adjust for Central Costs in Human Services Fund	(99,080)	-
Proposed Operating		
Restructure HSD's Budget for Addressing Homelessness	(901,189)	-
COVID Emergency Solutions Grant Appropriation	23,000,000	-
Joint COVID-19 Relief Plan	10,000,000	-
Operations and Services for New Shelter Capacity	2,750,000	-
Transfer Hygiene Investments to Seattle Public Utilities	(824,000)	-
Consolidate Safety Investments in New Safe and Thriving Communities Division	901,189	-

Human Services Department

Critical Incident Community Responders	428,000	-
Transfer Victim Advocacy Team to HSD	1,280,124	11.00
Transfer Youth Safety Investment for Rainier Beach to the Department of Neighborhoods	(518,486)	-
Continued Funding for Legal Services for DVSA Survivors	150,000	-
Funding to Support Alternative Solutions to Police Responses	2,000,000	-
Continued Funding for One-Time Adds	2,606,000	-
Continued Funding for Generations Aging with Pride Senior Program	180,000	-
Continued Funding for Crisis Connections One Call	403,030	-
Continued Funding for Mt. Baker Family Resource Center	706,200	-
Transfer Good Food Bag Contracts	55,000	-
Re-purpose SBT Funding for COVID-19 Response	-	-
Transfer Food Opportunity Fund to DON	(500,000)	-
Childcare Bonus Fund Appropriation	3,842,573	-
Additional Appropriation for Spending Backed by Grant Revenue in the Human Services Fund	2,689,005	-
Additional Grant Revenue to the Human Services Fund	-	-
Use of Human Services Fund Balance	-	-
Reduce Age Friendly Seattle Team Operating Budget	(60,358)	-
Shift funding for Strategic Advisor from General Fund to Grant Funding	(100,036)	-
Reduce Support for Homelessness Continuum of Care	(421,996)	-
Eliminate Support for Parking Scofflaw Mitigation Program	(100,000)	-
Eliminate Administrative Specialist II Position	(90,589)	(1.00)
Eliminate Assistant Finance Analyst Position	(80,150)	-
Eliminate Executive Assistant Position	(109,518)	(1.00)
Eliminate Planner Position	(130,350)	(1.00)
Eliminate Assistant Management Systems Analyst Position	(84,206)	(1.00)
Eliminate Manager II Position	(77,328)	(1.00)
Eliminate Management Systems Analyst Position	(126,342)	(1.00)
Eliminate Sr. Grants and Contracts Specialist Position	(26,656)	(1.00)
Eliminate Strategic Advisor I Position	(115,991)	-
Eliminate Administrative Specialist I Position	(84,509)	(1.00)
Eliminate Senior Grants & Contracts Specialist Position	(112,998)	(1.00)
Eliminate Sr Human Services Program Supervisor Position	(130,848)	(1.00)
Eliminate Strategic Advisor II Position	(167,493)	(1.00)
Eliminate Sr. Planner Position	(146,437)	(1.00)
Administrative Planning and Policy Budget Reduction	(17,994)	-

Proposed Technical

General Fund Labor & Operating Transfers	-	-
Correction to Utility Discount Program Budget	6,110	-
Technical Change in CDBG Budget	-	-

Human Services Department

Rebalance Grant Revenues and Expenditures

-

-

Total Incremental Changes	\$32,815,023	(1.00)
Total 2021 Proposed Budget	\$268,814,600	384.75

Description of Incremental Budget Changes

Baseline

Removal of One-Time Budget Changes

Expenditures	\$(18,293,991)
Revenues	\$(2,583,826)

This item includes budget adjustments to remove one-time changes in the 2020 Adopted Budget. Budget Summary Levels are impacted as follows:

- Supporting Affordability and Livability: \$ (8,219,976)
- Preparing Youth for Success: \$ (2,393,558)
- Addressing Homelessness: \$ (6,264,419)
- Supporting Safe Communities: \$ (579,681)
- Leadership and Administration: \$ (109,128)
- Promoting Healthy Aging: \$ (180,000)
- Promoting Public Health: \$ (547,229)

Several items removed in this baseline adjustment due to one-time funding are proposed by the Mayor to continue as ongoing adds in the Operating section of this budget.

Provider Contract Inflation

Expenditures	\$2,873,579
--------------	-------------

This increase provides an inflationary adjustment for HSD's General Fund-backed contracts of 1.9%. This item complies with Ordinance 125865, which requires contracts to be inflated in line with the Consumer Price Index for Wages as published by the U.S. Bureau of Labor Statistics.

Citywide Adjustments for Standard Cost Changes

Expenditures	\$1,310,401
--------------	-------------

Citywide technical adjustments made in the baseline phase reflect changes to internal services costs, including rates from the Department of Finance & Administrative Services, Seattle Information Technology Department, Seattle Department of Human Resources, and for healthcare, retirement and industrial insurance charges for the department. These adjustments reflect initial assumptions about these costs and inflators early in the budget process.

Baseline Adjustments for Personnel Costs

Expenditures	\$954,358
--------------	-----------

This centrally administered change adjusts appropriations to reflect an annual wage increase, as outlined in the agreements between the City and the Coalition of Unions, for personnel costs included in this department's baseline budget. This includes increases to salary, FICA, Medicare, family medical leave, retirement, overtime and temporary

Human Services Department

labor. There is no increase assumed from 2021 to 2022. This does not include a 2021 salary increase for non-represented Executives, Managers and Strategic Advisors.

Operating Budget Changes to Adjust for Central Costs in Human Services Fund

Expenditures	\$(99,080)
--------------	------------

This item adjusts the budget of grant funding sources in the Human Services fund. Change Request HSD-940 adds budget for citywide central costs; these costs are funded by baseline budget. This change request provides the offsetting entry that corresponds to the increase per funding source in the citywide adjustment.

Proposed Operating

Restructure HSD's Budget for Addressing Homelessness

Expenditures	\$(901,189)
--------------	-------------

Position Allocation	-
---------------------	---

This item restructures HSD's budget for Addressing Homelessness into four new budget programs:

- King County Regional Homelessness Authority, which will hold budget for staff and programs which were previously under the purview of the City but are now part of the new regional agency
- Contract Oversight and Administration, which will hold labor and overhead budget for a small team to remain with HSD and manage the City's sizable contract with KCRHA and a select few other programs that will remain with the City.
- City-Managed Homelessness Programs, which will hold budget for contracts not moving to the KCRHA.
- Unsheltered Outreach and Response, which will hold budget for staff and operations budget for HSD's team responding to those living unsheltered and for the City's contract with the LEAD program. LEAD will work in partnership with HSD to conduct outreach and case management for people living unsheltered.

This item also repurposes four positions previously associated with the Navigation Team to staff the new Safe and Thriving Communities division in HSD.

COVID Emergency Solutions Grant Appropriation

Expenditures	\$23,000,000
--------------	--------------

Revenues	\$23,000,000
----------	--------------

This item adds appropriation to spend the City's \$23,000,000 one-time Emergency Solutions Grant (ESG) award from the U.S. Department of Housing and Urban Development. This award was granted to the City to assist with the cost of sheltering those experiencing homelessness during the COVID-19 pandemic and will be used for this purpose. An additional \$3 million of the total \$26 million award was appropriated for the same purpose in 2020.

Joint COVID-19 Relief Plan

Expenditures	\$10,000,000
--------------	--------------

As part of the 2020 budget, the Mayor and City Council have invested \$233 million in COVID-19 relief programs. To further address community needs, an additional \$45 million will be invested from the City reserves and other funding sources, with approximately half appropriated in 2020 and the remainder in 2021. The investments will be distributed according to a spending plan, which includes assistance to small business, childcare, individuals experiencing homelessness or at risk of losing their home, people experiencing food insecurity, and immigrants and refugees.

Human Services Department

In HSD, \$10,000,000 is included in 2021. Of this amount, \$2 million is proposed to provide assistance to continue the City's support of emergency shelter providers in managing increased costs due to COVID-19 and \$8 million is proposed for rental assistance and eviction prevention.

Operations and Services for New Shelter Capacity

Expenditures	\$2,750,000
--------------	-------------

This item provides ongoing funding to support operations and services for 125 new shelter units planned for opening in the 4th quarter of 2020.

Transfer Hygiene Investments to Seattle Public Utilities

Expenditures	\$(824,000)
--------------	-------------

This item request transfers \$824,000 to Seattle Public Utilities (SPU) for the management of mobile hygiene facilities and portable toilets for people experiencing homelessness. There is a corresponding action in the proposed budget for SPU.

Consolidate Safety Investments in New Safe and Thriving Communities Division

Expenditures	\$901,189
--------------	-----------

Position Allocation	-
---------------------	---

This item transfers funding and positions into the existing Safe Communities BSL to create a new Safe and Thriving Communities Division within HSD. This division will elevate and consolidate the department's investments in safety and violence prevention. The division will house the City's work to counter domestic violence, a team of victim advocates transferred from the Seattle Police Department in 2020, and HSD's existing investments in youth and community safety which will be transferred from the department's existing Youth and Family Empowerment Division.

This item includes the repurposing of four positions previously associated with the Navigation Team for staffing in this new division.

Critical Incident Community Responders

Expenditures	\$428,000
--------------	-----------

This item makes ongoing the City's one-time 2020 investment in Community Critical Incident Responders, a program operated by the nonprofit Community Passageways. This intervention was developed jointly between HSD and the Seattle Police Department in response to several shootings in the early part of 2020 as a community-based solution to mitigate and prevent shootings.

Transfer Victim Advocacy Team to HSD

Expenditures	\$1,280,124
--------------	-------------

Position Allocation	11.00
---------------------	-------

The item permanently transfers the Seattle Police Department's Victim Advocacy Team to the Human Services Department. This transfer was initially made by the City Council in the 2020 second quarter supplemental budget. This team is comprised of 11 FTEs and a budget of \$1.25 million. These resources will be added to the proposed new Community Safety Division in HSD.

Transfer Youth Safety Investment for Rainier Beach to the Department of Neighborhoods

Human Services Department

Expenditures \$(518,486)

This item transfers funding for a contract with Rainier Beach a Beautiful Safe Place for Youth from the Human Services Department to the Department of Neighborhoods (DON). This program operates in a different manner than most of HSD's investments in youth safety and violence prevention and is a better fit with DON's approach to grant-making for small grassroots organizations. There is a corresponding item in the proposed budget for the Department of Neighborhoods.

Continued Funding for Legal Services for DV/SA Survivors

Expenditures \$150,000

This item makes ongoing a one-time 2019-2020 investment made by the City Council to contract for legal representation for survivors of sexual violence. This legal support is focused on defending the civil rights and wishes of sexual violence survivors regardless of the criminal and civil judicial systems' procedures and responses.

Funding to Support Alternative Solutions to Police Responses

Expenditures \$2,000,000

This item adds budget for a Joint Community Safety Interdepartmental Team to advise upon and implement policies to reinvent policing and re-imagine community safety in the City of Seattle by centering the experiences of Black, Indigenous and People of Color (BIPOC) communities. Specific investments will be informed by the participatory budgeting process that will begin in 2020.

Continued Funding for One-Time Adds

Expenditures \$2,606,000

This item provides continued funding for one-time budget adds from the 2019/2020 and 2020 budget processes totaling \$2.6 million.

The \$2.6 million budget is allocated to these program areas:

- \$100k for Homeless Day Center operations
- \$756k for Homeless Shelter programs
- \$656k for Homeless Outreach programs
- \$300k for Youth Development programs
- \$300k for Information & Referral services at community locations
- \$439k for Domestic Violence and Sexual Assault interventions
- \$55k for Chronic Disease support programs

Continued Funding for Generations Aging with Pride Senior Program

Expenditures \$180,000

This item will make ongoing a one-time investment made by Council in 2019 and 2020 to support Generations Aging with Pride, a senior center on Capitol Hill serving the LGBTQ community. GenPride's services include health and nutrition workshops, social events to mitigate social isolation, LGBTQ-specific programming held at area senior centers, and social services and support groups.

Continued Funding for Crisis Connections One Call

Expenditures \$403,030

This item provides additional one-time funding in 2021 for the City Council's one-time investment to pilot the

Human Services Department

OneCall single diversion portal. OneCall is a dedicated line for SFD and other emergency medical responders to assist in serving individuals in mental health crisis. The line is operated by the non-profit Crisis Connections. It was officially launched in October of 2019. This item will extend the pilot for an additional year to allow for further data collection and analysis on the program's cost effectiveness and outcomes.

Continued Funding for Mt. Baker Family Resource Center

Expenditures \$706,200

This item provides an additional year of one-time startup funding for programs operating at Mercy Housing's Mt. Baker Allen Family Center project. This a community resource center co-located with 95 units of permanent supportive and permanently affordable housing in Southeast Seattle which was previously funded by the City through a one-time add in the 2020 budget. The Center serves families living in or near poverty with a wide array of community-based services and support to shorten and prevent family homelessness and to strengthen vulnerable families. There is also an incremental change in proposed budget for the Department of Education and Early Learning which brings the City's total proposed investment in this project for 2021 to \$840,000.

Transfer Good Food Bag Contracts

Expenditures \$55,000

This items transfers \$55,000 in Sweetened Beverage Tax fund appropriation from the Office of Sustainability and Environment to the Human Services Department for the Fresh Bucks Good Food Bag Program. There is a corresponding change in the proposed budget for the Office of Sustainability and Environment. This transfer will eliminate the administrative burden posed by the current arrangement, in which the two departments jointly manage the program under a memorandum of agreement and run invoices and reimbursements for program expenses.

Re-purpose SBT Funding for COVID-19 Response

Expenditures -

This item reallocates Sweetened Beverage Tax proceeds within HSD for expenses related to operating the City's food support network during the COVID-19 pandemic. Anticipated expenses include personal protective equipment for staff, sanitation supplies, bulk-buy food purchases, and home-delivered food and meals. Funding would be repurposed from a professional services contract for a public awareness campaign, vendor contracts for the Out-of-School Time program, and unallocated contract funding.

Transfer Food Opportunity Fund to DON

Expenditures \$(500,000)

This item transfers ongoing funding for a Food Opportunity Fund grant program from the Human Services Department to the Department of Neighborhoods. This budget is backed by Sweetened Beverage Tax revenue.

Childcare Bonus Fund Appropriation

Expenditures \$3,842,573

This item adds appropriation for anticipated Childcare Bonus Fund project awards in 2021. HSD has received 2 project applications to date and expects to receive additional applications before the end of 2020. Average funding requests are from \$1M to \$3M. HSD plans to review applications and make funding decisions in late 2020 or early 2021.

Additional Appropriation for Spending Backed by Grant Revenue in the Human Services Fund

Human Services Department

Expenditures \$2,689,005

This item adds \$2.6m in appropriation to the Human Services fund backed by increased revenue from grant funding sources. Additional appropriation increases for HSD's grant funding sources are included in baseline changes for central costs and the annual wage increase for employees. The total impact to each Budget Summary Level is:

A \$438k increase to the Supporting Affordability & Livability BSL:

- \$157K reduction in funding for the Utility Discount program which accounts for the discontinuation of the Vehicle Licensing component of the program
- \$526K increase in King County & Federal grants for older adult nutrition programs
- \$70K increase in CDBG administration funding

A \$1.2m increase to the Addressing Homelessness BSL:

- \$1.3M technical change in 2021 to federal McKinney grant appropriation; this reflects a change in how the McKinney grant is budgeted by showing the full award in one year with anticipated budget carry-forward; it is not an increase in grant funding.
- \$300K reduction in 2021 and 2022 in the Housing Opportunities for People with AIDS budget
- \$177K increase in 2021 and \$237k increase in 2022 in budget backed by the City's Housing Levy

A \$1.6m increase to the Promoting Health Aging BSL:

- \$1.2M increase in Medicaid TXIX case management funding
- \$292k reduction for Health Home funding
- \$150k increase for Victims of Crime Advocacy funding
- \$380k increase for King County Vets, Seniors, and Human Services Levy funding
- \$105k increase in Redmond Fire Department funding

Leadership & Administration BSL - \$205k increase in administration budget funded by grant indirect revenue.

Additional Grant Revenue to the Human Services Fund

Revenues \$3,458,591

This item adds \$3.4m in revenue to the Human Services fund from grant funding sources. The total impact to each Budget Summary Level is:

Supporting Affordability & Livability - \$323K increase

- \$151K reduction in funding for the Utility Discount program; the Vehicle Licensing component of the program is not continuing
- \$400K increase in King County & Federal grants for older adult nutrition programs
- \$155k increase in CDBG admin funding
- \$100k reduction in 2021 and \$300k reduction in 2022 of Childcare Bonus revenue

Addressing Homelessness - \$1.6M increase

- \$1.7M increase in McKinney grant revenue; this reflects a change in how the McKinney grant is budgeted by showing the full award in one year with anticipated carry forward; it is not an increase in grant funding; plus \$424k transferred from the Supporting Safe Communities BSL
- \$300K reduction in 2021 and 2022 in the Housing Opportunities for People with AIDS budget
- \$177K increase in OH Housing Levy revenue

Promoting Health Aging - \$1.6M increase

- \$1.2M increase in Medicaid TXIX case management funding
- \$292k reduction in 2021 and 2022 in Health Home funding
- \$150k increase in 2021 and 2022 Victims of Crime Advocacy funding
- \$480k increase in 2021 and 2022 in King County Vets, Seniors, and Human Services Levy funding
- \$105k increase in 2021 and 2022 in Redmond Fire Dept. funding

Human Services Department

Supporting Safe Communities - \$424k reduction in 2021 - transfer of McKinney grant to Addressing Homelessness BSL

Leadership & Administration BSL - \$235k increase in 2021 in grant indirect revenue.

Use of Human Services Fund Balance

Revenues \$4,370,206

This item adds \$4.37M in appropriation for the Human Services Fund in 2021 and is backed by restricted use fund balance in the Human Services fund. These funds will be used in two ways:

- \$3.95M in Childcare Bonus Funds are added to fund the construction of childcare facilities in Seattle in 2021
- \$425k of Sex Industry Victims Fund dollars will support victims support programs in HSD in 2021

This item also includes a technical correction to a revenue account for \$800k of baseline revenue that should be shown as use of fund balance. These funds support programs for older adults in the Healthy Aging BSL.

Reduce Age Friendly Seattle Team Operating Budget

Expenditures \$(60,358)

This item reduces budget for contracts and administration for HSD's Age Friendly Seattle team.

Shift funding for Strategic Advisor from General Fund to Grant Funding

Expenditures \$(100,036)

This item shifts funding for a Strategic Advisor position in the Federal Grants unit from General Fund to Community Development Block Grant administration funds from the U.S. Department of Housing and Urban Development.

Reduce Support for Homelessness Continuum of Care

Expenditures \$(421,996)

This item reduces HSD's investment in the administrative functions of programs which currently comprise the region's multi-agency homelessness system. These functions will largely be folded into the new King County Regional Homelessness Authority in 2021, to which the City will be making an investment in excess of \$70m per year. The costs of these administrative functions will be covered by this annual contribution from the City. Functions include:

- Administration of the Continuum of Care board currently conducted by All Home
- Homeless Management Information System database
- Coordinated Entry system

Eliminate Support for Parking Scofflaw Mitigation Program

Expenditures \$(100,000)

This item eliminates an ongoing budget add made by Council for the 2020 budget which was intended to provide support for the Scofflaw program of the Interfaith Task Force on Homelessness. HSD and the Interfaith task force were unable execute on a contract for this work in 2020 and this cut will not result in a reduction in current service levels.

Eliminate Administrative Specialist II Position

Human Services Department

Expenditures	\$(90,589)
Position Allocation	(1.00)

This item eliminates an Administrative Specialist supporting the contract unit in the Homeless Strategy and Investments Division. This position is currently vacant and the reduction will not result in a layoff.

Eliminate Assistant Finance Analyst Position

Expenditures	\$(80,150)
--------------	------------

This item eliminates budget for a Finance Analyst position in the Leadership and Administration Division. It is anticipated that the pending transition to a regional homelessness authority will result in a lower central finance workload handled by this position. This action eliminates the budget only, and the pocket will be repurposed within the department for a Principal Accountant for which existing administrative budget exists.

Eliminate Executive Assistant Position

Expenditures	\$(109,518)
Position Allocation	(1.00)

This item eliminates an Executive Assistant position in the Leadership and Administration Division. This position is currently vacant and will not result in a layoff.

Eliminate Planner Position

Expenditures	\$(130,350)
Position Allocation	(1.00)

This item eliminates a planner position from the contract unit in HSI. This position is currently vacant and will not result in a layoff.

Eliminate Assistant Management Systems Analyst Position

Expenditures	\$(84,206)
Position Allocation	(1.00)

This item eliminates an Assistant Management Systems Analyst position from the Data, Performance, and Evaluation (DPE) team in the Leadership and Administration Division. The workload for the DPE team will be reduced as Homelessness work shifts to the new King County Regional Homelessness Authority and this position is no longer needed.

Eliminate Manager II Position

Expenditures	\$(77,328)
Position Allocation	(1.00)

This item eliminates a Manager II position in the planning unit in HSI. This position is currently vacant and has been deemed non-essential in light of the 2021 revenue projections and the impending transition to KCRHA. This reduction will not result in a layoff.

Eliminate Management Systems Analyst Position

Expenditures	\$(126,342)
Position Allocation	(1.00)

Human Services Department

This item eliminates a Management Systems Analyst position the Homeless Strategy and Investments division. This position is currently vacant and the reduction will not result in a layoff.

Eliminate Sr. Grants and Contracts Specialist Position

Expenditures	\$(26,656)
Position Allocation	(1.00)

This item eliminates a Sr. Grants and Contracts Specialist position from the Homeless Strategy and Investments division. This position is currently vacant and will not result in a layoff. Remaining grants and contracts staff will increase contract load from 20 to 25 each. This item reduces the General Fund portion of the position, which is also partially funded through Federal grant funding. The grant funding will go to support the King County Regional Homelessness Authority in 2021.

Eliminate Strategic Advisor I Position

Expenditures	\$(115,991)
--------------	-------------

This item eliminates budget for a Strategy Advisor 1 in the Leadership and Administration Division. The pocket will be repurposed to hire a Sr. Accountant for the LAD Finance Team using existing administration budget.

Eliminate Administrative Specialist I Position

Expenditures	\$(84,509)
Position Allocation	(1.00)

This item eliminates an Administrative Specialist I position from the planning unit of the Youth and Family Empowerment division. The duties performed by this position will be spread among five senior planners and a planning manager.

Eliminate Senior Grants & Contracts Specialist Position

Expenditures	\$(112,998)
Position Allocation	(1.00)

This item eliminates a Senior Grants and Contracts Specialist position from the Youth and Family Empowerment division. It is anticipated that this position will be vacant due to an impending retirement at the end of 2020 and will not result in a layoff. This action reduces the division's grants and contracts staff from 11 to 10 FTE.

Eliminate Sr Human Services Program Supervisor Position

Expenditures	\$(130,848)
Position Allocation	(1.00)

This item eliminates a Senior Human Services Program Supervisor position from the Community Services Unit in the Youth and Family Empowerment Division. An existing Manager II will take on the supervisory duties of this position and eliminate a layer management in the program. This position is currently vacant and will not result in a layoff.

Eliminate Strategic Advisor II Position

Expenditures	\$(167,493)
Position Allocation	(1.00)

This item eliminates a Strategic Advisor II position from the Homeless Strategy and Investments division. This position is currently vacant and will not result in a layoff.

Human Services Department

Eliminate Sr. Planner Position

Expenditures	\$(146,437)
Position Allocation	(1.00)

This item eliminates a Sr. Planner position in the Homeless Strategy and Investment division. This position is currently vacant and is a function which will be undertaken by the King County Regional Homelessness Authority in 2021.

Administrative Planning and Policy Budget Reduction

Expenditures	\$(17,994)
--------------	------------

This item reduces the budget in the Leadership and Administration Division for administrative planning and policy. These funds were not obligated to essential services heading into 2021 and can be cut without direct impacts to staffing or services.

Proposed Technical

General Fund Labor & Operating Transfers

Expenditures	-
--------------	---

This net zero change request includes adjustments to HSD's general fund and SBT labor & operating budget at the project and org level. The changes include:

- Transfer of \$75k of budget for rent for the Navigation Team at the Central Building from Preparing Youth for Success and Supporting Affordability & Livability to Addressing Homelessness
- Transfer of \$146k for a Sr. Grants & Contracts Specialist and increased labor cost from the Leadership & Administration BSL to the Supporting Safe Communities BSL
- Transfer of \$127k for a Management Systems Analyst position from the Healthy Aging BSL to the Leadership & Administration BSL
- Transfer of \$175k for a Strategic Advisor from Supporting Affordability & Livability BSL to the Promoting Public Health BSL

Correction to Utility Discount Program Budget

Expenditures	\$6,110
--------------	---------

This item corrects an error in the baseline budget for the Utility Discount program in the Human Services Fund by adding a correct funding source and adds \$6,110 of appropriation to bring planned expenditures into balance the program's revenues.

Technical Change in CDBG Budget

Expenditures	-
--------------	---

This item moves partial funding for the Mt. Baker Family Resources center from General Fund to Community Development Block Grant.

Rebalance Grant Revenues and Expenditures

Revenues	\$100,000
----------	-----------

This change request balances revenue to expense at the project level.

Human Services Department

Expenditure Overview

Appropriations	2019 Actuals	2020 Adopted	2021 Proposed
HSD - BO-HS-H1000 - Supporting Affordability and Livability			
00100 - General Fund	14,903,295	13,766,754	10,483,355
00155 - Sweetened Beverage Tax Fund	-	5,648,440	4,579,199
00164 - Unrestricted Cumulative Reserve Fund	-	1,500,000	-
16200 - Human Services Fund	10,782,781	12,008,240	14,221,205
Total for BSL: BO-HS-H1000	25,686,076	32,923,434	29,283,758
HSD - BO-HS-H2000 - Preparing Youth for Success			
00100 - General Fund	18,404,932	21,611,976	13,792,448
16200 - Human Services Fund	547,645	-	345,653
Total for BSL: BO-HS-H2000	18,952,577	21,611,976	14,138,101
HSD - BO-HS-H3000 - Addressing Homelessness			
00100 - General Fund	56,396,894	68,995,033	75,919,806
12200 - Short-Term Rental Tax Fund	-	3,300,425	3,300,425
16200 - Human Services Fund	22,880,313	25,274,312	49,657,876
Total for BSL: BO-HS-H3000	79,277,206	97,569,769	128,878,107
HSD - BO-HS-H4000 - Supporting Safe Communities			
00100 - General Fund	9,784,953	9,890,621	20,749,373
16200 - Human Services Fund	573,253	981,185	625,050
Total for BSL: BO-HS-H4000	10,358,206	10,871,806	21,374,423
HSD - BO-HS-H5000 - Leadership and Administration			
00100 - General Fund	9,282,234	9,218,845	9,182,297
00155 - Sweetened Beverage Tax Fund	-	236,273	163,849
16200 - Human Services Fund	2,646,084	3,125,390	3,318,016
Total for BSL: BO-HS-H5000	11,928,317	12,580,508	12,664,162
HSD - BO-HS-H6000 - Promoting Healthy Aging			
00100 - General Fund	5,567,067	6,550,591	6,724,013
15220 - Community Services Donations	40	-	-
16200 - Human Services Fund	36,768,174	41,971,742	43,538,039
Total for BSL: BO-HS-H6000	42,335,281	48,522,333	50,262,052
HSD - BO-HS-H7000 - Promoting Public Health			
00100 - General Fund	10,999,072	11,883,703	12,177,948

Human Services Department

16200 - Human Services Fund	33,045	36,049	36,049
Total for BSL: BO-HS-H7000	11,032,118	11,919,752	12,213,997
 Department Total	 199,569,781	 235,999,578	 268,814,600
 Department Full-Time Equivalents Total*	 382.75	 385.75	 384.75

** FTE totals are provided for informational purposes only. Changes in FTEs resulting from City Council or Human Resources Director actions outside of the budget process may not be detailed here*

Budget Summary by Fund Human Services Department

	2019	2020	2021
	Actuals	Adopted	Proposed
00100 - General Fund	125,338,447	141,917,522	149,029,240
00155 - Sweetened Beverage Tax Fund	-	5,884,713	4,743,048
00164 - Unrestricted Cumulative Reserve Fund	-	1,500,000	-
12200 - Short-Term Rental Tax Fund	-	3,300,425	3,300,425
15220 - Community Services Donations	40	-	-
16200 - Human Services Fund	74,231,295	83,396,917	111,741,888
Budget Totals for HSD	<b style="text-align: right;">199,569,781	<b style="text-align: right;">235,999,578	<b style="text-align: right;">268,814,600

Human Services Department

Revenue Overview

2021 Estimated Revenues

Account Code	Account Name	2019 Actuals	2020 Adopted	2021 Proposed
333110	Ind Fed Grants	(22,541)	-	-
337010	Interlocal Grants	5,036	-	-
337080	Other Private Contrib & Dons	408	-	-
360220	Interest Earned On Delinquent A	(1,575)	-	-
360900	Miscellaneous Revs-Other Rev	80	-	-
379020	Capital Contributions	215	-	-
Total Revenues for: 00100 - General Fund		(18,377)	-	-
350180	Misc Fines & Penalties	200	-	-
Total Revenues for: 15210 - Prostituted Children Rescue Fd		200	-	-
337080	Other Private Contrib & Dons	6,402	-	-
Total Revenues for: 15220 - Community Services Donations		6,402	-	-
331000	Direct Federal Grants	-	-	23,000,000
331110	Direct Fed Grants	25,607,001	26,205,265	25,895,954
331140	Direct Fed Grants-Icr	936,550	-	-
333110	Ind Fed Grants	16,587,808	28,623,279	29,646,706
334010	State Grants	17,563,360	20,737,939	20,680,780
334080	State Grants-Icr	720,240	-	-
337010	Interlocal Grants	3,031,441	1,599,300	2,606,609
337080	Other Private Contrib & Dons	194,597	-	-
341300	Administrative Fees & Charges	-	5,459,271	4,550,149
341900	General Government-Other Rev	91,687	-	-
345020	Zoning & Subdivision Fees	950,028	-	-
350180	Misc Fines & Penalties	85,353	-	-
360010	Investment Interest	-	19,000	19,000
360020	Inv Earn-Residual Cash	279,539	-	-
360900	Miscellaneous Revs-Other Rev	39,423	-	-
379010	Capital Assessments	(478,655)	-	-
397200	Interfund Revenue	3,739,503	169,037	172,484
Total Revenues for: 16200 - Human Services Fund		69,347,877	82,813,091	106,571,682
400000	Use of/Contribution to Fund Balance	-	583,826	5,170,206
Total Resources for: 16200 - Human Services Fund		69,347,877	83,396,917	111,741,888
Total HSD Resources		69,336,101	83,396,917	111,741,888

Human Services Department

Appropriations by Budget Summary Level and Program

HSD - BO-HS-H1000 - Supporting Affordability and Livability

The purpose of the Supporting Affordability & Livability Budget Summary Level is to support educational programs for children, youth, and families; and provide utility payment and transportation assistance to Seattle residents with low incomes.

Program Expenditures	2019 Actuals	2020 Adopted	2021 Proposed
Access to Services	3,977,852	4,657,503	4,675,522
Community Facilities	4,254,155	8,672,325	5,666,342
Emergency Preparedness and Program Administration	1,936,698	1,181,250	738,823
Food & Nutrition	15,517,371	18,412,356	18,203,072
Total	25,686,076	32,923,434	29,283,758
Full-time Equivalents Total*	28.00	32.00	32.00

**FTE totals are provided for informational purposes only. Changes in FTEs resulting from City Council or Human Resources Director actions outside of the budget process may not be detailed here*

The following information summarizes the programs in Supporting Affordability and Livability Budget Summary Level:

Access to Services

The purpose of the Access to Services Program is to provide information and access to community resources that support affordability and livability, including utility payment assistance and vehicle license rebates to low income residents in the City of Seattle.

Expenditures/FTE	2019 Actuals	2020 Adopted	2021 Proposed
Access to Services	3,977,852	4,657,503	4,675,522
Full Time Equivalents Total	14.00	16.00	16.00

Community Facilities

The purpose of the Community Facilities Program is to support the construction of facilities that are primarily for the benefit of low-income people in Seattle, including childcare facilities.

Expenditures/FTE	2019 Actuals	2020 Adopted	2021 Proposed
Community Facilities	4,254,155	8,672,325	5,666,342

Emergency Preparedness and Program Administration

Human Services Department

This Budget Summary Level is being combined with the Affordability and Livability Budget Summary Level in the 2019 Budget.

	2019	2020	2021
Expenditures/FTE	Actuals	Adopted	Proposed
Emergency Preparedness and Program Administration	1,936,698	1,181,250	738,823
Full Time Equivalents Total	3.00	3.00	3.00

Food & Nutrition

The purpose of the Food & Nutrition Program is to provide access to nutritious, affordable, and culturally relevant food and education to children in childcare programs and other settings, older adults, and individuals with low incomes.

	2019	2020	2021
Expenditures/FTE	Actuals	Adopted	Proposed
Food & Nutrition	15,517,371	18,412,356	18,203,072
Full Time Equivalents Total	11.00	13.00	13.00

HSD - BO-HS-H2000 - Preparing Youth for Success

The purpose of the Preparing Youth for Success Budget Summary Level is to support programs that help youth succeed academically; learn job and life skills; and develop alternatives to criminal activity, violence, and homelessness.

Program Expenditures	2019	2020	2021
	Actuals	Adopted	Proposed
Family Support	5,087,618	6,186,955	6,759,892
Safety	5,662,075	7,217,195	-
Youth Development	8,202,884	8,207,827	7,378,209
Total	18,952,577	21,611,976	14,138,101
Full-time Equivalents Total*	34.00	31.00	26.00

**FTE totals are provided for informational purposes only. Changes in FTEs resulting from City Council or Human Resources Director actions outside of the budget process may not be detailed here*

The following information summarizes the programs in Preparing Youth for Success Budget Summary Level:

Family Support

The purpose of the Family Support Program is to focus on strengthening and empowering families, through systems navigation support and family management, so that youth in Seattle successfully transition into adulthood.

	2019	2020	2021
Expenditures/FTE	Actuals	Adopted	Proposed

Human Services Department

Family Support	5,087,618	6,186,955	6,759,892
Full Time Equivalents Total	11.00	11.00	11.00

Safety

The purpose of the Safety Program is to support youth and adults at risk of involvement with the criminal justice system through violence prevention, intervention and re-entry supports to foster successful transitions to adulthood and safe communities.

	2019 Actuals	2020 Adopted	2021 Proposed
Expenditures/FTE			
Safety	5,662,075	7,217,195	-
Full Time Equivalents Total	4.00	4.00	-

Youth Development

The purpose of the Youth Development Program is to provide youth with strength-based experiences and employment and training which helps them to become more socially, culturally, emotionally, physically, cognitively and academically competent.

	2019 Actuals	2020 Adopted	2021 Proposed
Expenditures/FTE			
Youth Development	8,202,884	8,207,827	7,378,209
Full Time Equivalents Total	19.00	16.00	15.00

HSD - BO-HS-H3000 - Addressing Homelessness

The purpose of the Addressing Homelessness Budget Summary Level is to support a range of programs that provide resources and services to Seattle's low-income and homeless residents to reduce homelessness.

Program Expenditures	2019 Actuals	2020 Adopted	2021 Proposed
City-Managed Homelessness Programs	-	-	6,445,906
Contract Oversight and Administration	-	-	819,216
Homelessness Prevention and Support	17,177,527	25,721,640	-
Homelessness Prevention and Support	-	-	-
King County Regional Homelessness Authority	-	-	114,110,976
Navigation Team	1,740,577	2,559,377	-
Navigation Team	-	-	-
Shelters & Housing	60,359,103	69,288,753	-
Shelters & Housing	-	-	-
Unsheltered Outreach and Response	-	-	7,502,009
Total	79,277,206	97,569,769	128,878,107
Full-time Equivalents Total*	52.25	53.25	40.25

**FTE totals are provided for informational purposes only. Changes in FTEs resulting from City*

Human Services Department

Council or Human Resources Director actions outside of the budget process may not be detailed here

The following information summarizes the programs in Addressing Homelessness Budget Summary Level:

City-Managed Homelessness Programs

The purpose of the City-Managed Homelessness Programs Budget Program is to provide funding for homeless services and provider contracts managed directly by the City and not under the purview of the King County Regional Homelessness Authority.

Expenditures/FTE	2019 Actuals	2020 Adopted	2021 Proposed
City-Managed Homelessness Programs	-	-	6,445,906

Contract Oversight and Administration

The purpose of the Contract Oversight and Administration budget program is to fund staff responsible for managing contracts and outcomes with the City's homelessness providers, including the City's contract with the King County Regional Homelessness Authority.

Expenditures/FTE	2019 Actuals	2020 Adopted	2021 Proposed
Contract Oversight and Administration	-	-	819,216
Full Time Equivalents Total	-	-	32.25

Homelessness Prevention and Support

The purpose of the Homelessness Prevention and Support Program is to provide outreach and support services to homeless individuals and prevention programs which assist those at risk of homelessness so they remain housed.

Expenditures/FTE	2019 Actuals	2020 Adopted	2021 Proposed
Homelessness Prevention and Support	17,177,527	25,721,640	-
Full Time Equivalents Total	20.50	20.50	-

King County Regional Homelessness Authority

The purpose of the King County Regional Homelessness Authority budget program is to provide funding to support the operations and programs of organization responsible for supporting those experiencing homelessness in the Seattle/King County region.

Expenditures/FTE	2019 Actuals	2020 Adopted	2021 Proposed
King County Regional Homelessness Authority	-	-	114,110,976

Navigation Team

Human Services Department

The purpose of the Navigation Team program is to coordinate a response to unauthorized homeless encampments by referring individuals to safe sleeping programs and addressing the environmental issues in the encampment areas.

	2019	2020	2021
Expenditures/FTE	Actuals	Adopted	Proposed
Navigation Team	1,740,577	2,559,377	-
Full Time Equivalents Total	13.00	13.00	-

Shelters & Housing

The purpose of the Shelters and Housing Program is to support homeless individuals in moving to permanent housing through temporary safe sleeping spaces and supportive housing programs.

	2019	2020	2021
Expenditures/FTE	Actuals	Adopted	Proposed
Shelters & Housing	60,359,103	69,288,753	-
Full Time Equivalents Total	18.75	19.75	-

Unsheltered Outreach and Response

The purpose of the Unsheltered Outreach and Response budget program is to provide funding for the City's work to conduct outreach to and mitigate the impacts of those living unsheltered.

	2019	2020	2021
Expenditures/FTE	Actuals	Adopted	Proposed
Unsheltered Outreach and Response	-	-	7,502,009
Full Time Equivalents Total	-	-	8.00

HSD - BO-HS-H4000 - Supporting Safe Communities

The purpose of the Supporting Safe Communities Budget Summary Level is to support programs that help reduce violence in Seattle.

Program Expenditures	2019	2020	2021
	Actuals	Adopted	Proposed
Advocacy	5,986,974	6,304,939	-
Advocacy	-	-	-
Community Safety	-	-	8,028,334
Gender-Based Violence Services	-	-	9,774,362
Prevention & Intervention	1,102,131	1,795,997	-
Prevention & Intervention	-	-	-
Safe Communities Division Administration	-	-	2,291,604
Support Services	3,269,101	2,770,870	-
Support Services	-	-	-
Victim Advocacy	-	-	1,280,124
Total	10,358,206	10,871,806	21,374,423

Human Services Department

Full-time Equivalents Total*	7.00	7.00	26.00
*FTE totals are provided for informational purposes only. Changes in FTEs resulting from City Council or Human Resources Director actions outside of the budget process may not be detailed here			

The following information summarizes the programs in Supporting Safe Communities Budget Summary Level:

Advocacy

The purpose of the Advocacy Program is to provide survivors of domestic violence and sexual assault with client-centered services to support their safety.

	2019 Actuals	2020 Adopted	2021 Proposed
Expenditures/FTE			
Advocacy	5,986,974	6,304,939	-
Full Time Equivalents Total	2.50	2.50	-

Community Safety

The purpose of the Community Safety Program is to support youth and adults at risk of involvement with the criminal justice system through violence prevention, intervention and re-entry supports to foster successful transitions to adulthood and safe communities.

	2019 Actuals	2020 Adopted	2021 Proposed
Expenditures/FTE			
Community Safety	-	-	8,028,334

Gender-Based Violence Services

The purpose for the Gender-Based Violence Services Program is to support survivors and those at risk of gender-based violence with community-based services to support and maintain their safety.

	2019 Actuals	2020 Adopted	2021 Proposed
Expenditures/FTE			
Gender-Based Violence Services	-	-	9,774,362

Prevention & Intervention

The purpose of the Prevention and Intervention Program is to support survivors and those at risk of domestic violence and sexual assault with education and therapeutic services to maintain their safety.

	2019 Actuals	2020 Adopted	2021 Proposed
Expenditures/FTE			
Prevention & Intervention	1,102,131	1,795,997	-
Full Time Equivalents Total	2.00	2.00	-

Human Services Department

Safe Communities Division Administration

The purpose of the Safe Communities Division Administration Program is to provide leadership, contract administration, and strategic planning support for the City's safety work.

Expenditures/FTE	2019 Actuals	2020 Adopted	2021 Proposed
Safe Communities Division Administration	-	-	2,291,604
Full Time Equivalents Total	-	-	15.00

Support Services

The purpose of the Supportive Services Program is to provide services to survivors of domestic violence and sexual assault including shelter, housing, support groups, and legal services.

Expenditures/FTE	2019 Actuals	2020 Adopted	2021 Proposed
Support Services	3,269,101	2,770,870	-
Full Time Equivalents Total	2.50	2.50	-

Victim Advocacy

The purpose of the Victim Advocacy Program is to provide direct support to survivors of gender-based violence through coordination with the Seattle Police Department, legal system navigation, and social services support to maintain their safety.

Expenditures/FTE	2019 Actuals	2020 Adopted	2021 Proposed
Victim Advocacy	-	-	1,280,124
Full Time Equivalents Total	-	-	11.00

HSD - BO-HS-H5000 - Leadership and Administration

The purpose of the Leadership & Administration Budget Summary Level is to provide executive, community, financial, human resource, technology, and business support to the Human Services Department.

Program Expenditures	2019 Actuals	2020 Adopted	2021 Proposed
Citywide Indirect Costs	642	-	-
Cost Pool	(301)	-	-
Departmental Indirect Costs	11,902,654	12,580,508	12,664,162
Divisional Indirect Costs	65,041	-	-
Indirect Cost Recovery	(33,473)	-	-
Paid Time Off	(6,399)	-	-
Pooled Benefits	154	-	-
Total	11,928,317	12,580,508	12,664,162
Full-time Equivalents Total*	59.50	60.50	58.50

Human Services Department

**FTE totals are provided for informational purposes only. Changes in FTEs resulting from City Council or Human Resources Director actions outside of the budget process may not be detailed here*

The following information summarizes the programs in Leadership and Administration Budget Summary Level:

Citywide Indirect Costs

The purpose of the Citywide Indirect Costs program is to fund internal services costs originating from outside of the department such as allocated costs from the Department of Finance and Administrative Services and Seattle Information Technology Department.

Expenditures/FTE	2019 Actuals	2020 Adopted	2021 Proposed
Citywide Indirect Costs	642	-	-

Cost Pool

Expenditures/FTE	2019 Actuals	2020 Adopted	2021 Proposed
Cost Pool	(301)	-	-

Departmental Indirect Costs

The purpose of the Departmental Indirect Costs program is to fund costs associated with management of the department. This may include personnel costs related to department leadership and administration or other administrative costs such as external rent and operating supplies or services.

Expenditures/FTE	2019 Actuals	2020 Adopted	2021 Proposed
Departmental Indirect Costs	11,902,654	12,580,508	12,664,162
Full Time Equivalents Total	59.50	60.50	58.50

Divisional Indirect Costs

The purpose of the Divisional Indirect Costs Indirect program is to fund administrative costs generated by sub-departmental units such as costs related to divisional management or training. The Human Services Department budgets all divisional indirect costs within the direct service Budget Summary Level beginning in the 2019 budget.

Expenditures/FTE	2019 Actuals	2020 Adopted	2021 Proposed
Divisional Indirect Costs	65,041	-	-

Indirect Cost Recovery

Human Services Department

The purpose of the Indirect Cost Recovery program is to recover costs associated with indirect programs within Leadership and Administrative BSL from the department's direct cost programs. The Human Services Department will be discontinuing allocation of indirect costs to direct services in the 2019 budget.

	2019 Actuals	2020 Adopted	2021 Proposed
Expenditures/FTE			
Indirect Cost Recovery	(33,473)	-	-

Paid Time Off

	2019 Actuals	2020 Adopted	2021 Proposed
Expenditures/FTE			
Paid Time Off	(6,399)	-	-

Pooled Benefits

The purpose of the Pooled Benefits program is to fund department costs associated with health and dental insurance, workers compensation, and unemployment insurance contributions.

	2019 Actuals	2020 Adopted	2021 Proposed
Expenditures/FTE			
Pooled Benefits	154	-	-

HSD - BO-HS-H6000 - Promoting Healthy Aging

The purpose of the Promoting Healthy Aging Budget Summary Level is to give older adults the ability to age in place and experience stable health. Programs provide a network of community support that improves choice, promotes independence, and enhances the quality of life for older people and adults with disabilities.

Program Expenditures	2019 Actuals	2020 Adopted	2021 Proposed
Care Coordination	3,227,611	3,165,991	3,090,627
Case Management	27,988,972	34,347,107	36,188,281
Healthy Aging	11,118,698	11,009,234	10,983,144
Total	42,335,281	48,522,333	50,262,052
Full-time Equivalents Total*	202.00	202.00	202.00

**FTE totals are provided for informational purposes only. Changes in FTEs resulting from City Council or Human Resources Director actions outside of the budget process may not be detailed here*

The following information summarizes the programs in Promoting Healthy Aging Budget Summary Level:

Care Coordination

Human Services Department

The purpose of the Care Coordination Program is to support unpaid family caregivers with respite care and other services to enable them to continue caregiving.

	2019	2020	2021
Expenditures/FTE	Actuals	Adopted	Proposed
Care Coordination	3,227,611	3,165,991	3,090,627
Full Time Equivalents Total	3.00	3.00	3.00

Case Management

The purpose of the Case Management Program is to support older adults and adults with disabilities with in-home services to enable them to live independently in the community.

	2019	2020	2021
Expenditures/FTE	Actuals	Adopted	Proposed
Case Management	27,988,972	34,347,107	36,188,281
Full Time Equivalents Total	167.00	167.00	167.00

Healthy Aging

The purpose of the Healthy Aging Program is to provide older adults with resources and activities that promote social engagement and good health.

	2019	2020	2021
Expenditures/FTE	Actuals	Adopted	Proposed
Healthy Aging	11,118,698	11,009,234	10,983,144
Full Time Equivalents Total	32.00	32.00	32.00

HSD - BO-HS-H7000 - Promoting Public Health

The purpose of the Promoting Public Health Budget Summary Level is to provide funds for public health services and programs, including primary care, medical, dental, and specialty services, and access to health insurance for at-risk and vulnerable populations; programs to provide access to chemical and dependency services; and programs to reduce the disparities in health among the Seattle population.

Program Expenditures	2019	2020	2021
	Actuals	Adopted	Proposed
HIV Management	986,759	1,065,966	1,033,313
Physical Health Care	10,045,359	10,853,786	11,180,684
Total	11,032,118	11,919,752	12,213,997

**FTE totals are provided for informational purposes only. Changes in FTEs resulting from City Council or Human Resources Director actions outside of the budget process may not be detailed here*

The following information summarizes the programs in Promoting Public Health Budget Summary Level:

Human Services Department

HIV Management

The purpose of the HIV Management Program is to support low-income individuals living with HIV with case management services to improve their quality of life and to provide education to prevent HIV transmission.

	2019	2020	2021
Expenditures/FTE	Actuals	Adopted	Proposed
HIV Management	986,759	1,065,966	1,033,313

Physical Health Care

The purpose of the Physical Health Care Program is to improve access to medical care and other health resources to vulnerable populations in Seattle including homeless individuals, families, and adults.

	2019	2020	2021
Expenditures/FTE	Actuals	Adopted	Proposed
Physical Health Care	10,045,359	10,853,786	11,180,684

Office for Civil Rights

Mariko Lockhart, Director

(206) 684-4500

<http://www.seattle.gov/civilrights/>

Department Overview

The Office for Civil Rights (OCR) envisions a city of liberated people where community historically impacted by racism, oppression, and colonization hold power and thrive. OCR's mission is to end structural racism through accountable community relationships and anti-racist organizing, policy development, and civil rights enforcement.

OCR works to achieve equity and advance opportunity in Seattle by:

- developing policies and promoting partnerships to achieve racial equity and social justice;
- enforcing City, state and federal antidiscrimination in housing, employment, public accommodations, and contracting, and civil rights laws such as all-gender restroom ordinance, ban on conversion therapy provided to minors ordinance, fair chance housing ordinance, and closed captioning ordinance using restorative justice methods, investigations, compliance, and settlement negotiations;
- conducting housing and employment testing based on protected classes;
- staffing the Seattle Human Rights Commission, Seattle Women's Commission, Seattle Lesbian, Gay, Bisexual, Transgender, and Queer Commission, and the Seattle Commission for People with disAbilities;
- administering the Title VI program of the 1964 Civil Rights Act, which relates to physical access to governmental facilities, projects, and programs, and Title II complaints alleging discrimination on the basis of disability in the provision of services, activities, programs or benefits by the City;
- offering free civil rights trainings and technical assistance to businesses and community groups on civil rights laws; and
- making available a wide array of civil rights information, including translations into other languages.

OCR leads the City's Race and Social Justice Initiative (RSJI). RSJI is committed to eliminating institutional and structural racism through a four-prong approach: 1) build an anti-racist network within City government and shift internal practices and develop decision-making skills that eliminate institutional and structural racism; 2) transform the internal government culture of the City toward one rooted in racial justice, humanistic relationships, belonging and wellbeing; 3) align racial justice efforts with local community organizing and strengthen relationships with communities most impacted by structural racism; and 4) work in relationship with national and regional racial justice leaders from all communities and sectors to advance racial justice.

Budget Snapshot

	2019 Actuals	2020 Adopted	2021 Proposed
Department Support			
General Fund Support	4,923,963	7,055,083	5,917,982
Total Operations	4,923,963	7,055,083	5,917,982
Total Appropriations	4,923,963	7,055,083	5,917,982
Full-Time Equivalents Total*	31.00	35.00	35.50

** FTE totals are provided for informational purposes only. Changes in FTEs resulting from City Council or Human Resources Director actions outside of the budget process may not be detailed here*

Office for Civil Rights

Budget Overview

The 2021 Proposed Budget adds staffing capacity to the Office for Civil Rights (OCR) to lead the Citywide Title VI compliance work and adds funding for the annual City Race and Social Justice (RSJ) Summit. The budget also includes one-time savings from holding an OCR leadership position vacant in 2021.

The City is projecting significant revenue losses due to COVID-19 and the resulting public health crisis. As a result, the budget includes reductions for most departments across the City. Because OCR is a small department with limited flexibility in its budget, and because of its key role in RSJ across the City, the reductions to OCR's budget are minimal and do not impact staffing or services. The details of the changes to OCR's budget are included in the Incremental Budget Changes section below.

Incremental Budget Changes

Office for Civil Rights

	2021 Budget	FTE
Total 2020 Adopted Budget	7,055,083	35.00
Baseline		
Annual Wage Increase (AWI) Title Specific	2,138	-
Space Lease Adjustment	40,206	-
Adjustment for One-Time Budget Changes	(1,042,596)	-
Baseline Adjustments for Personnel Costs	35,033	-
Proposed Operating		
One-time Leadership Savings	(168,000)	-
RSJ Summit	15,000	-
Title VI Compliance	77,547	0.50
Transfer Indigenous People's Day funding to DON	(32,000)	-
Proposed Technical		
Citywide Adjustments for Standard Cost Changes	(64,429)	-
Total Incremental Changes	\$(1,137,101)	0.50
Total 2021 Proposed Budget	\$5,917,982	35.50

Description of Incremental Budget Changes

Baseline

Annual Wage Increase (AWI) Title Specific

Expenditures	\$2,138
--------------	---------

Office for Civil Rights

This item includes annual wage increase (AWI) adjustments for Civil Rights Analyst positions.

Space Lease Adjustment

Expenditures	\$40,206
--------------	----------

This item includes space lease (rent) adjustments in 2021.

Adjustment for One-Time Budget Changes

Expenditures	\$(1,042,596)
--------------	---------------

This item includes budget adjustments for one-time changes in the 2020 Adopted Budget. As part of the 2020 Adopted Budget, the City Council added one-time funding of \$1.08 million for criminal justice grants. This item removes that one-time funding from the ongoing budget. OCR plans to make the criminal justice grant awards in late 2020 and spend the funding over a 2-year period. Additional funding for this program may be considered in the 2022 budget. This item also includes adjustments for two positions to reflect the annual cost in 2021 and removes one-time funding for criminal justice engagement.

Baseline Adjustments for Personnel Costs

Expenditures	\$35,033
--------------	----------

This centrally administered change adjusts appropriations to reflect an annual wage increase, as outlined in the agreements between the City and the Coalition of Unions, for personnel costs included in this department's baseline budget. This includes increases to salary, FICA, Medicare, family medical leave, retirement, overtime and temporary labor. There is no increase assumed from 2021 to 2022. This does not include a 2021 salary increase for non-represented Executives, Managers and Strategic Advisors.

Proposed Operating

One-time Leadership Savings

Expenditures	\$(168,000)
--------------	-------------

This item reflects one-time salary savings from holding the OCR Deputy Director position vacant until 2022.

RSJ Summit

Expenditures	\$15,000
--------------	----------

This item adds funding to OCR's budget for the City's annual Race and Social Justice (RSJ) Summit. Previously, OCR has received funding from the Office of Arts and Culture. The budget adds funding to OCR to ensure a stable funding source for this important work. The summit is open to both City employees and community members.

Title VI Compliance

Expenditures	\$77,547
Position Allocation	0.50

This item adds 0.5 FTE to OCR to implement, monitor, and ensure citywide compliance with Title VI federal grant requirements. Title VI of the Civil Rights Act of 1964 prohibits discrimination under any program or activity receiving federal financial assistance on the basis of race, national origin, and color. Over time, protected classes such as sex, age, and disability were added. Previously, OCR had a dedicated part-time position for Title VI compliance, but the position was abrogated in 2011, and work was reassigned to existing staff. Since then, staff have not had sufficient capacity to meet the demands of the work.

Office for Civil Rights

Transfer Indigenous People's Day funding to DON

Expenditures \$(32,000)

This item transfers funding for the Indigenous People's Day celebration from OCR to the Department of Neighborhoods (DON). This funding is more closely aligned with DON's line of business. The funding was added to OCR's budget in the 2017, 2019, and 2020 budgets to create a stable dedicated source of funding for the annual celebration. There is a corresponding increase in the DON budget to reflect the transfer.

Proposed Technical

Citywide Adjustments for Standard Cost Changes

Expenditures \$(64,429)

Citywide technical adjustments made in the baseline phase reflect changes to internal services costs, including rates from the Department of Finance & Administrative Services, Seattle Information Technology Department, Seattle Department of Human Resources, and for healthcare, retirement and industrial insurance charges for the department. These adjustments reflect initial assumptions about these costs and inflators early in the budget process.

Expenditure Overview

	2019 Actuals	2020 Adopted	2021 Proposed
Appropriations			
OCR - BO-CR-X1R00 - Civil Rights			
00100 - General Fund	4,923,963	7,055,083	5,917,982
Total for BSL: BO-CR-X1R00	4,923,963	7,055,083	5,917,982
 Department Total	 4,923,963	 7,055,083	 5,917,982
 Department Full-Time Equivalents Total*	 31.00	 35.00	 35.50

** FTE totals are provided for informational purposes only. Changes in FTEs resulting from City Council or Human Resources Director actions outside of the budget process may not be detailed here*

Office for Civil Rights

Appropriations by Budget Summary Level and Program

OCR - BO-CR-X1R00 - Civil Rights

The purpose of the Civil Rights Budget Summary Level is to encourage and promote equal access and opportunity, diverse participation, and social and economic equity in Seattle. OCR works to eliminate discrimination in employment, housing, public accommodations, contracting, and lending in Seattle through enforcement, and policy and outreach activities. In addition, OCR is responsible for directing the Race and Social Justice Initiative, which leads other City departments to design and implement programs that help eliminate institutionalized racism.

Program Expenditures	2019 Actuals	2020 Adopted	2021 Proposed
Civil Rights	1,304,805	-	-
Civil Rights Enforcement	-	1,672,560	1,782,488
Leadership and Administration	2,373,497	2,907,214	1,575,524
Policy	639,174	1,245,845	1,275,549
RSJI	606,487	1,229,464	1,284,421
Total	4,923,963	7,055,083	5,917,982
Full-time Equivalents Total*	31.00	35.00	35.50

**FTE totals are provided for informational purposes only. Changes in FTEs resulting from City Council or Human Resources Director actions outside of the budget process may not be detailed here*

The following information summarizes the programs in Civil Rights Budget Summary Level:

Civil Rights

Expenditures/FTE	2019 Actuals	2020 Adopted	2021 Proposed
Civil Rights	1,304,805	-	-
Full Time Equivalents Total	12.00	-	-

Civil Rights Enforcement

Expenditures/FTE	2019 Actuals	2020 Adopted	2021 Proposed
Civil Rights Enforcement	-	1,672,560	1,782,488
Full Time Equivalents Total	-	14.00	14.50

Leadership and Administration

Office for Civil Rights

	2019	2020	2021
Expenditures/FTE	Actuals	Adopted	Proposed
Leadership and Administration	2,373,497	2,907,214	1,575,524
Full Time Equivalents Total	5.00	5.00	5.00

Policy

	2019	2020	2021
Expenditures/FTE	Actuals	Adopted	Proposed
Policy	639,174	1,245,845	1,275,549
Full Time Equivalents Total	7.00	8.00	8.00

RSJI

	2019	2020	2021
Expenditures/FTE	Actuals	Adopted	Proposed
RSJI	606,487	1,229,464	1,284,421
Full Time Equivalents Total	7.00	8.00	8.00

Seattle Department of Construction and Inspections

Nathan Torgelson, Director

(206) 684-8600

www.seattle.gov/sdci

Department Overview

The Seattle Department of Construction and Inspections (SDCI) administers City ordinances regulating building construction, the use of land, and housing. It supports Mayor Durkan's priority of delivering essential City services and building safer, more just communities.

SDCI is responsible for developing and enforcing policies and codes related to public safety, environmental protection, land use, construction and rental housing, including:

- Environmentally Critical Areas Ordinance (ECA)
- Housing and Building Maintenance Code (HBMC)
- Just Cause Eviction Ordinance
- Rental Registration and Inspection Ordinance (RRIO)
- Seattle Building and Residential Codes
- Seattle Condominium and Cooperative Conversion Ordinances
- Seattle Electrical Code
- Seattle Energy Code
- Seattle Grading Code
- Seattle Land Use Code
- Seattle Mechanical Code
- Seattle Noise Ordinance
- Seattle Rental Agreement Regulation Ordinance
- Seattle Shoreline Master Program (SSMP)
- Seattle Tenant Relocation Assistance Ordinance (TRAO)
- Seattle Tree Protection Ordinance
- State Environmental Policy Act (SEPA)
- Stormwater Code
- Side Sewer Code

SDCI reviews land use and construction-related permits, annually approving more than 53,000 permits and performing approximately 240,000 on-site inspections. SDCI's work includes permit review and community involvement with Master Use Permits (MUPs); shoreline permits and design review; review and approval of permits for construction, mechanical systems, site development, elevators, electrical installation, boilers, furnaces, refrigeration, signs and billboards; field inspections for all construction and trade-related permits; annual maintenance inspections of boilers, elevators, and refrigeration equipment; and home seismic retrofits.

SDCI also enforces compliance with the codes and handles more than 35,000 contacts per year at the Code Compliance Complaint Center.

SDCI operations are funded by a variety of fees and General Fund resources. SDCI must demonstrate that its fees are set to recover no more than the cost of related services. To provide this accountability, SDCI uses cost accounting to measure the full cost of its programs. Each program is allocated a share of departmental administration and other overhead costs to calculate the revenue requirements of the program.

Seattle Department of Construction and Inspections

Budget Snapshot

	2019 Actuals	2020 Adopted	2021 Proposed
Department Support			
General Fund Support	6,969,921	8,276,562	7,525,307
Other Funding - Operating	68,596,423	87,902,900	90,377,020
Total Operations	75,566,345	96,179,462	97,902,327
Total Appropriations	75,566,345	96,179,462	97,902,327

Full-Time Equivalents Total* 411.50 428.50 429.50

* FTE totals are provided for informational purposes only. Changes in FTEs resulting from City Council or Human Resources Director actions outside of the budget process may not be detailed here

Budget Overview

Despite economic impacts related to the COVID-19 pandemic which have lowered overall permitting volumes from the record levels of the past three years, the City of Seattle continues to see high-value large-scale development project applications in 2020. Because permitting activity continues to be relatively strong given economic conditions, the 2021 Proposed Budget continues to support 21 permitting positions that were scheduled to sunset on December 31, 2020. These positions will help SDCI continue to improve permit turnaround times, while also preparing "shovel ready" projects that will be able to begin construction once economic recovery occurs. These positions are funded by permit fees and other building and land use revenues.

Otherwise, the budget consists of modest funding reductions and budget shifts, most notably to fund a person to coordinate Sound Transit 3 permitting activities. The budget also includes ongoing funding for an electrical inspector that was previously funded only through 2021; this position is intended to ensure compliance with state electrical contractor licensing regulations.

Accela is the City's enterprise-wide permitting system that allows greater sharing between departments that are using the system, including SDCI, the Seattle Department of Transportation and the Seattle Fire Department. Improvements are being made throughout 2020 and are expected to continue in 2021 as the department continues to enhance the new system. SDCI's 2021 Proposed Budget includes the transfer of one Information Technology Professional from the Seattle Information Technology Department (Seattle IT) to SDCI to provide a dedicated resource for SDCI business-specific needs related to Accela.

Except for Code Compliance and Land Use Code Development, SDCI is primarily fee-supported and its fees and charges are necessary to fund its permitting and inspections operations. Per state law and Seattle Municipal Code, all fees collected by SDCI for processing and inspecting permits are used for that purpose, and the fee structure is established accordingly. The 2021 Proposed Budget aligns Construction and Inspections Fund revenues with current revenue forecasts which have been adjusted due to the COVID-19 public health crisis and its associated economic impacts. The department will use its reserves to mitigate the impacts of these revenue adjustments. The budget also adjusts revenues to align with budget legislation that reduces administrative electrical permit fees by 10% and equipment fees associated with refrigeration and furnace installations by 20% to align permit fee revenues with expenses.

Seattle Department of Construction and Inspections

Incremental Budget Changes

Seattle Department of Construction and Inspections

	2021 Budget	FTE
Total 2020 Adopted Budget	96,179,462	428.50
Baseline		
Baseline Adjustments for Personnel Costs	1,282,884	-
Information Technology Adjustment	249,968	-
Overtime Adjustment	-	-
Credit Card Transaction Fee Adjustment	-	-
Adjustment for One-Time Budget Changes	(758,890)	-
Citywide Adjustments for Standard Cost Changes	810,788	-
Proposed Operating		
Electrical Contractor Enforcement	-	-
Sunset Position Extensions and Conversions	-	-
Transfer SDCI Accela Resource from Seattle IT to SDCI	179,764	1.00
Fee Legislation Revenue Change	-	-
General Fund Reduction - Government Policy, Safety and Support (GPSS)	(45,282)	-
General Fund Reduction - Code Compliance	(54,794)	-
General Fund Reduction - Inspections	-	-
General Fund Reduction - Land Use	(13,277)	-
Proposed Technical		
Overhead Technical Adjustment	71,704	-
SDCI Revenue Budget Update	-	-
Balancing for SDCI Fund Balance	-	-
Total Incremental Changes	\$1,722,865	1.00
Total 2021 Proposed Budget	\$97,902,327	429.50

Description of Incremental Budget Changes

Baseline

Baseline Adjustments for Personnel Costs

Expenditures \$1,282,884

This centrally administered change adjusts appropriations to reflect an annual wage increase, as outlined in the agreements between the City and the Coalition of Unions, for personnel costs included in this department's baseline budget. This includes increases to salary, FICA, Medicare, family medical leave, retirement, overtime and temporary

Seattle Department of Construction and Inspections

labor. There is no increase assumed from 2021 to 2022. This does not include a 2021 salary increase for non-represented Executives, Managers and Strategic Advisors.

Information Technology Adjustment

Expenditures	\$249,968
--------------	-----------

This action aligns SDCI's budget for Information Technology billings so that the budget matches the Central Cost Manual (CCM). The funding source for this item is the Construction and Inspections Fund.

Overtime Adjustment

Expenditures	-
--------------	---

This budget-neutral item transfers \$50,000 of overtime budget from the Inspections BSL to the Permit Services BSL. This item aligns the budget with a restructuring of the Site Development group in 2018.

Credit Card Transaction Fee Adjustment

Expenditures	-
--------------	---

This action aligns the credit card transaction fee budget to the correct account in SDCI. This is a net-zero budget transfer.

Adjustment for One-Time Budget Changes

Expenditures	\$(758,890)
Revenues	\$(1,934,941)

This item includes budget adjustments for one-time changes in the 2020 Adopted Budget, including reductions of \$401,000 to purchase laptops, \$230,000 for eviction legal defense, \$60,000 to contract with community-based organizations, \$35,000 for a vehicle purchase, \$25,000 in one-time costs for the Accela permitting system, and \$7,000 for outreach materials.

Citywide Adjustments for Standard Cost Changes

Expenditures	\$810,788
--------------	-----------

Citywide technical adjustments made in the baseline phase reflect changes to internal services costs, including rates from the Department of Finance & Administrative Services, Seattle Information Technology Department, Seattle Department of Human Resources, and for healthcare, retirement and industrial insurance charges for the department. These adjustments reflect initial assumptions about these costs and inflators early in the budget process.

Proposed Operating

Electrical Contractor Enforcement

Expenditures	-
--------------	---

This action adds \$136,143 of ongoing General Fund appropriation authority in 2022 to fund an electrical inspector position. This position was added to the 2020 budget by the City Council, but funding was only identified through 2021. The position is intended to enforce Washington State regulations related to electrical contractor licensing in the City of Seattle.

Sunset Position Extensions and Conversions

Seattle Department of Construction and Inspections

Position Allocation

-

This action extends the sunset dates of 14 Land Use Services and Inspections positions through 2022 and converts 7 Permit Services sunset positions to regular status. All of these positions were previously set to expire at the end of 2020. This action maintains staffing capacity to support the volume and complexity of permit reviews and inspections; it also decreases review times and addresses bottlenecks. These positions are funded by permit fees and the associated costs are included in the baseline budget.

Transfer SDCI Accela Resource from Seattle IT to SDCI

Expenditures \$179,764

Position Allocation 1.00

This action transfers ongoing budget and position authority for one Information Technology Professional-A (ITP-A) from the Seattle Information Technology Department (Seattle IT) to SDCI. This position requires in-depth knowledge of the SDCI business process workflow and its integration with Accela and is more appropriately housed in SDCI than in Seattle IT. There is a corresponding decrease in the proposed Seattle IT budget. The funding source is SDCI's Construction and Inspections Fund.

Fee Legislation Revenue Change

Revenues \$(430,000)

This action reduces Construction and Inspections Fund revenues based on proposed budget legislation. This permit fee legislation includes a 10% reduction to the administrative fee for electrical permits as well a 20% reduction to the equipment fee for refrigeration and furnace installations. SDCI reviews its fees annually and adjusts permit fees to align with actual expenses to administer and support the permits.

General Fund Reduction - Government Policy, Safety and Support (GPSS)

Expenditures \$(45,282)

This item reduces the remaining discretionary budget in Code Development and reallocates a Planning and Development Specialist, Senior position. This position reallocation will shift costs from the General Fund to the Construction and Inspections Fund and the position will be reclassified to a Strategic Advisor 2, General Government. This position will serve as the department lead and liaison for the Sound Transit 3 (ST3) project. This action also transfers budget associated with a reorganization of the Public Disclosure work group from the General Fund to the Construction and Inspections Fund.

General Fund Reduction - Code Compliance

Expenditures \$(54,794)

SDCI is reallocating one Housing/Zoning Technician position in Code Compliance that is funded by the General Fund. This position is moving to the Inspections program where the position will be funded by permit fees and reclassified to an Elevator Inspector Senior. The City needs an additional Elevator Inspector because approximately 1500 new conveyances have been installed in Seattle since 2015; this equipment requires annual inspections to maintain safety. This action also eliminates \$88,405 of discretionary non-labor General Fund budget in Code Compliance.

General Fund Reduction - Inspections

Expenditures -

This ongoing action reduces the Inspections Program's General Fund budget by \$32,178 and increases the Construction and Inspections Fund appropriation authority by the same amount. This shift of labor costs is due to a decrease in non-violation inspections.

Seattle Department of Construction and Inspections

General Fund Reduction - Land Use

Expenditures \$(13,277)

This ongoing item eliminates the General Fund portion of the Land Use temporary labor budget and shifts a portion of the Land Use labor allocations from the General Fund to the Construction and Inspections Fund. SDCI Land Use division's support of General Funded new code review has declined over the years and therefore there are no significant impacts anticipated from this reduction.

Proposed Technical

Overhead Technical Adjustment

Expenditures \$71,704

This action adjusts the distribution of indirect overhead expenses across programs. This adjustment is necessary to account for budget changes in the following SDCI budget programs: Compliance; Government Policy Safety & Support; Indirect Cost Recovery Offset; Inspections; Land Use Services; Permit Services; and Rental Housing. The adjustment is also necessary to redistribute indirect overhead across SDCI programs in response to proposed changes throughout the department as included in SDCI's 2021 Proposed Budget. This change results in a \$152,000 increase in General Fund and a corresponding decrease in the Construction and Inspections Fund.

SDCI Revenue Budget Update

Revenues \$(13,620,167)

This action adjusts Construction and Inspections Fund revenues to align with current revenue forecasts. The forecasts have been updated due to the COVID-19 crisis and other economic conditions.

Balancing for SDCI Fund Balance

Revenues \$18,234,227

This is a technical item to balance revenues and expenditures for the Construction and Inspections Fund.

Seattle Department of Construction and Inspections

Expenditure Overview

	2019 Actuals	2020 Adopted	2021 Proposed
Appropriations			
SDCI - BO-CI-U2200 - Land Use Services			
00100 - General Fund	352,712	421,916	267,622
48100 - Construction and Inspections	16,755,117	23,230,190	24,007,643
Total for BSL: BO-CI-U2200	17,107,829	23,652,106	24,275,265
SDCI - BO-CI-U2300 - Permit Services			
48100 - Construction and Inspections	21,543,557	28,422,917	29,075,410
Total for BSL: BO-CI-U2300	21,543,557	28,422,917	29,075,410
SDCI - BO-CI-U23A0 - Inspections			
00100 - General Fund	73,648	243,542	252,607
48100 - Construction and Inspections	20,995,914	25,307,681	26,388,248
Total for BSL: BO-CI-U23A0	21,069,562	25,551,222	26,640,854
SDCI - BO-CI-U2400 - Compliance			
00100 - General Fund	5,392,154	6,303,901	6,089,337
00164 - Unrestricted Cumulative Reserve Fund	106,857	141,613	141,613
30010 - REET I Capital Fund	294,553	360,000	360,000
48100 - Construction and Inspections	3,180,430	3,811,199	3,885,573
Total for BSL: BO-CI-U2400	8,973,994	10,616,713	10,476,523
SDCI - BO-CI-U2500 - Leadership and Administration			
00100 - General Fund	-	-	-
48100 - Construction and Inspections	47,792	29,235	-
Total for BSL: BO-CI-U2500	47,792	29,235	-
SDCI - BO-CI-U2600 - Government Policy, Safety & Support			
00100 - General Fund	1,151,408	1,307,203	915,741
48100 - Construction and Inspections	1,114,259	1,447,057	1,360,249
Total for BSL: BO-CI-U2600	2,265,666	2,754,259	2,275,989
SDCI - BO-CI-U2800 - Process Improvements & Technology			
48100 - Construction and Inspections	4,557,944	5,153,009	5,158,285
Total for BSL: BO-CI-U2800	4,557,944	5,153,009	5,158,285
Department Total	75,566,345	96,179,462	97,902,327
Department Full-Time Equivalents Total*	411.50	428.50	429.50

Seattle Department of Construction and Inspections

** FTE totals are provided for informational purposes only. Changes in FTEs resulting from City Council or Human Resources Director actions outside of the budget process may not be detailed here*

Budget Summary by Fund Seattle Department of Construction and Inspections

	2019 Actuals	2020 Adopted	2021 Proposed
00100 - General Fund	6,969,921	8,276,562	7,525,307
00164 - Unrestricted Cumulative Reserve Fund	106,857	141,613	141,613
30010 - REET I Capital Fund	294,553	360,000	360,000
48100 - Construction and Inspections	68,195,014	87,401,287	89,875,407
Budget Totals for SDCI	75,566,345	96,179,462	97,902,327

Seattle Department of Construction and Inspections

Revenue Overview

2021 Estimated Revenues

Account Code	Account Name	2019 Actuals	2020 Adopted	2021 Proposed
341900	General Government-Other Rev	12,688	-	-
345030	Plan Checking Fees	282	-	-
350020	Fines/Forfeits-Non-Pkg Infract	426,895	225,000	-
350180	Misc Fines & Penalties	112,200	-	-
Total Revenues for: 00100 - General Fund		552,065	225,000	-
321900	Bus Lic&Perm-Other	82,845	-	-
322010	Nonbus Lic&Perm-Bldngs&Strc	38,749,350	37,677,859	28,906,987
322020	Nonbus Lic&Perm-Refrigerati	1,234,164	1,733,130	1,072,658
322030	Nonbus Lic&Perm-Use	12,696,744	11,249,285	9,188,169
322050	Nonbus Lic&Perm-Electrical	9,328,542	8,566,486	6,241,037
322060	Nonbus Lic&Perm-Sign	596,892	577,706	639,390
322070	Nonbus Lic&Perm-Boiler	1,104,064	1,375,573	1,432,315
322080	Nonbus Lic&Perm-Elevator	4,482,986	4,702,267	4,605,709
322090	Nonbus Lic&Perm-Furn & Oil	871,514	-	-
322270	Nonbus Lic&Perm-Energy	477,135	-	-
322900	Nonbus Lic&Perm-Other	27,321	-	-
334010	State Grants	22,500	-	-
341050	Word Proc/Printing/Dupl Svcs	4,883	-	-
341060	Photocopy Svcs	9	-	-
341090	Sales Of Merchandise	2,570	-	-
341190	Personnel Service Fees	565	-	-
341900	General Government-Other Rev	208,252	2,097,704	2,118,840
342080	Vacant Building Inspect Fees	168,491	-	-
342100	Rental Housing Regist Fees	2,015,129	1,837,222	3,163,605
343000	Utilities	7,140	-	-
343180	Drainage Permit Fees	3,479,755	4,658,000	2,607,904
343300	Abatement Charges	306,279	-	-
343310	Recoveries	2,270,854	1,200,000	2,000,000
344900	Transportation-Other Rev	626,765	550,299	423,750
350190	Nsf Check Fees	235	-	-
360020	Inv Earn-Residual Cash	2,422,645	1,176,338	1,176,338
360220	Interest Earned On Deliquent A	8,957	-	-
360360	Sponsorship And Royalties	391	-	-

Seattle Department of Construction and Inspections

360540	Cashiers Overages & Shortages	56	-	-
360900	Miscellaneous Revs-Other Rev	-	8,064,477	8,064,477
Total Revenues for: 48100 - Construction and Inspections		81,197,031	85,466,347	71,641,180
400000	Use of/Contribution to Fund Balance	-	1,934,941	18,234,227
Total Resources for: 48100 - Construction and Inspections		81,197,031	87,401,288	89,875,407
Total SDCI Resources		81,749,096	87,626,288	89,875,407

Seattle Department of Construction and Inspections

Appropriations by Budget Summary Level and Program

SDCI - BO-CI-U2200 - Land Use Services

The purpose of the Land Use Services Budget Summary Level is to provide land use permitting services.

Program Expenditures	2019 Actuals	2020 Adopted	2021 Proposed
Land Use Services	17,107,829	21,979,865	22,603,024
Land Use Services CBA	-	1,672,241	1,672,241
Total	17,107,829	23,652,106	24,275,265
Full-time Equivalents Total*	86.00	99.00	99.00

**FTE totals are provided for informational purposes only. Changes in FTEs resulting from City Council or Human Resources Director actions outside of the budget process may not be detailed here*

The following information summarizes the programs in Land Use Services Budget Summary Level:

Land Use Services

The purpose of the Land Use Services Program is to provide land use permitting services to project applicants, City of Seattle departments, public agencies, and residents. Land Use staff provide permit process information and regulatory expertise to inform pre-application construction project design. Land Use staff also review development concepts as part of a developer's permit application. The Land Use review process includes eliciting public input and facilitating public meetings and design review board meetings. It may also include coordination with various city and county agencies, defending project decisions during appeal to the Hearing Examiner or coordinating the department recommendation for a development application through the City Council approval process. These services are intended to ensure that development proposals are reviewed in a fair, reasonable, efficient, and predictable manner, and to ensure that the plans substantially comply with applicable codes, legal requirements, policies, and community design standards.

Expenditures/FTE	2019 Actuals	2020 Adopted	2021 Proposed
Land Use Services	17,107,829	21,979,865	22,603,024
Full Time Equivalents Total	86.00	99.00	99.00

Land Use Services CBA

The purpose of the Land Use Services CBA Program is to display the amount of unallocated Contingent Budget Authority (CBA) in the Land Use Services BSL that has not been accessed. In contrast, CBA that is accessed is appropriated in the programs in which it will be spent.

Expenditures/FTE	2019 Actuals	2020 Adopted	2021 Proposed
Land Use Services CBA	-	1,672,241	1,672,241

Seattle Department of Construction and Inspections

SDCI - BO-CI-U2300 - Permit Services

The purpose of the Permit Services Budget Summary Level is to facilitate the review of development plans and processing of permits.

Program Expenditures	2019 Actuals	2020 Adopted	2021 Proposed
Permit Services	21,543,557	24,756,782	25,409,275
Permit Services CBA	-	3,666,136	3,666,136
Total	21,543,557	28,422,917	29,075,410
Full-time Equivalents Total*	103.00	105.00	105.00

**FTE totals are provided for informational purposes only. Changes in FTEs resulting from City Council or Human Resources Director actions outside of the budget process may not be detailed here*

The following information summarizes the programs in Permit Services Budget Summary Level:

Permit Services

The purpose of the Permit Services Program is to facilitate the review of development plans and processing of permits.

Expenditures/FTE	2019 Actuals	2020 Adopted	2021 Proposed
Permit Services	21,543,557	24,756,782	25,409,275
Full Time Equivalents Total	103.00	105.00	105.00

Permit Services CBA

The purpose of the Permit Services CBA Program is to display the amount of unallocated Contingent Budget Authority (CBA) in the Permit Services BSL that has not been accessed for construction plan review and peer review contracts. In contrast, CBA that is accessed is appropriated in the programs in which it will be spent.

Expenditures/FTE	2019 Actuals	2020 Adopted	2021 Proposed
Permit Services CBA	-	3,666,136	3,666,136

SDCI - BO-CI-U23A0 - Inspections

The purpose of the Inspections Budget Summary Level is to provide on-site inspections of property under development, inspections of mechanical equipment at installation and on an annual or biennial cycle, and certification of installers and mechanics.

Program Expenditures	2019 Actuals	2020 Adopted	2021 Proposed
Inspections	21,069,562	22,825,122	23,914,754

Seattle Department of Construction and Inspections

Inspections Services CBA	-	2,726,100	2,726,100
Total	21,069,562	25,551,222	26,640,854
Full-time Equivalents Total*	103.00	104.00	104.00

**FTE totals are provided for informational purposes only. Changes in FTEs resulting from City Council or Human Resources Director actions outside of the budget process may not be detailed here*

The following information summarizes the programs in Inspections Budget Summary Level:

Inspections

The purpose of the Inspections Program is to provide timely on-site inspections of property under development at predetermined stages of construction; work closely with project architects, engineers, developers, contractors, and other City of Seattle departments to approve projects as substantially complying with applicable City codes, ordinances, and approved plans; and to issue final approvals for occupancy.

	2019	2020	2021
Expenditures/FTE	Actuals	Adopted	Proposed
Inspections	21,069,562	22,825,122	23,914,754
Full Time Equivalents Total	103.00	104.00	104.00

Inspections Services CBA

The purpose of the Inspections Services CBA Program is to display the amount of Contingent Budget Authority (CBA) that has not been accessed within the Inspections BCL for construction inspections and electrical inspections with plan review. In contrast, CBA that is accessed is appropriated in the programs in which it will be spent.

	2019	2020	2021
Expenditures/FTE	Actuals	Adopted	Proposed
Inspections Services CBA	-	2,726,100	2,726,100

SDCI - BO-CI-U2400 - Compliance

The purpose of the Compliance Budget Summary Level is to ensure land and buildings are developed, used and maintained according to applicable code standards, reduce deterioration of structures and properties, enforce tenant protections, and support outreach and education for landlords and tenants in coordination with other departments and community organizations.

Program Expenditures	2019	2020	2021
	Actuals	Adopted	Proposed
Compliance	-	-	8,315,855
Compliance	7,280,669	8,492,156	-
Rental Housing	-	-	2,160,668
Rental Housing	1,693,324	2,124,557	-
Total	8,973,994	10,616,713	10,476,523
Full-time Equivalents Total*	50.50	51.50	51.50

Seattle Department of Construction and Inspections

**FTE totals are provided for informational purposes only. Changes in FTEs resulting from City Council or Human Resources Director actions outside of the budget process may not be detailed here*

The following information summarizes the programs in Compliance Budget Summary Level:

Compliance

The purpose of the Compliance Program is to investigate and respond to violations of code standards for the development, use, maintenance, and management of land and buildings, facilitate compliance by property owners and other responsible parties, pursue enforcement actions against violators through the legal system, reduce the deterioration of structures and properties to reduce blight, and manage the adoption of administrative rules and response to claims. The program also supports outreach and education for landlords and tenants, working in coordination with other departments and community organizations.

Expenditures/FTE	2019 Actuals	2020 Adopted	2021 Proposed
Compliance	7,280,669	8,492,156	8,315,855
Full Time Equivalents Total	37.50	38.50	38.50

Rental Housing

The purpose of the Rental Housing Program is to improve the quality of the rental housing stock in Seattle and investigate and respond to violations of tenant protection regulations. By registering and inspecting all rental housing properties the program helps ensure key life, health and safety standards are met. The program provides assistance to property owners and tenants regarding relocation assistance, just cause eviction, and other duties and responsibilities of owners and tenants.

Expenditures/FTE	2019 Actuals	2020 Adopted	2021 Proposed
Rental Housing	1,693,324	2,124,557	2,160,668
Full Time Equivalents Total	13.00	13.00	13.00

SDCI - BO-CI-U2500 - Leadership and Administration

The purpose of the Leadership & Administration Budget Summary Level is to lead and direct department employees, provide policy guidance, and oversee relationships with the community.

Program Expenditures	2019 Actuals	2020 Adopted	2021 Proposed
Citywide Indirect Costs	36,483	22,090,564	23,382,591
Departmental Indirect Costs	-	-	4,068,703
Departmental Indirect Costs	(12,012)	3,813,536	-
Divisional Indirect Costs	23,320	2,783,467	2,951,440
Indirect Cost Recovery Offset	-	(28,658,332)	(30,402,734)
Total	47,792	29,235	-

Seattle Department of Construction and Inspections

Full-time Equivalents Total*	59.00	59.00	59.00
*FTE totals are provided for informational purposes only. Changes in FTEs resulting from City Council or Human Resources Director actions outside of the budget process may not be detailed here			

The following information summarizes the programs in Leadership and Administration Budget Summary Level:

Citywide Indirect Costs

The purpose of the Citywide Indirect Costs Program is to collect and allocate departmental central costs such as pooled costs, paid-time-off, and other City central costs. The costs in this program are allocated to all department programs except the Contingent Budget Authority (CBA) Programs, the Process Improvements & Technology (PI&T) Program, and other programs in Leadership and Administration.

	2019 Actuals	2020 Adopted	2021 Proposed
Expenditures/FTE			
Citywide Indirect Costs	36,483	22,090,564	23,382,591

Departmental Indirect Costs

The purpose of the Departmental Indirect Costs Program is to lead and support department employees; provide policy guidance and financial stewardship; manage the public disclosure of documents; and oversee relationships with the community, government agencies, and the media. The costs in this program are allocated to all department programs except the Contingent Budget Authority (CBA) Programs, the Process Improvements & Technology (PI&T) Program, and other programs in Leadership and Administration.

	2019 Actuals	2020 Adopted	2021 Proposed
Expenditures/FTE			
Departmental Indirect Costs	(12,012)	3,813,536	4,068,703
Full Time Equivalents Total	32.00	32.00	32.00

Divisional Indirect Costs

The purpose of the Divisional Indirect Costs Program is to provide support functions for SDCI's primarily fee funded programs: Land Use Services, Permit Services, Inspections; and for the fee-funded portion of the Government Policy, Safety and Support Program. The costs in this program are allocated only to the programs described above.

	2019 Actuals	2020 Adopted	2021 Proposed
Expenditures/FTE			
Divisional Indirect Costs	23,320	2,783,467	2,951,440
Full Time Equivalents Total	27.00	27.00	27.00

Indirect Cost Recovery Offset

Seattle Department of Construction and Inspections

The purpose of the Indirect Cost Recovery Offset Program is to offset the proportionate share of Citywide Indirect Costs, Departmental Indirect Costs, and Divisional Indirect Costs that allocate to the department's other Budget Summary Level programs as overhead. It is necessary to offset the full cost of indirect cost programs to calculate the budget appropriation and revenue requirements of the related programs.

	2019	2020	2021
Expenditures/FTE	Actuals	Adopted	Proposed
Indirect Cost Recovery Offset	-	(28,658,332)	(30,402,734)

SDCI - BO-CI-U2600 - Government Policy, Safety & Support

The purpose of the Government Policy, Safety & Support Budget Summary Level is to develop and update land use code and technical code regulations, and provide appropriate support for disaster preparation, mitigation, response, and recovery services.

Program Expenditures	2019	2020	2021
	Actuals	Adopted	Proposed
Govt Policy, Safety & Support	2,265,666	2,754,259	2,275,989
Total	2,265,666	2,754,259	2,275,989
Full-time Equivalents Total*	10.00	10.00	10.00

**FTE totals are provided for informational purposes only. Changes in FTEs resulting from City Council or Human Resources Director actions outside of the budget process may not be detailed here*

SDCI - BO-CI-U2800 - Process Improvements & Technology

The purpose of the Process Improvements and Technology Budget Summary Level is to allow the department to plan and implement continuous improvements to its business processes, including related staff training and equipment purchases. The purpose includes ensuring the Department's major technology investments are maintained, upgraded, or replaced when necessary.

Program Expenditures	2019	2020	2021
	Actuals	Adopted	Proposed
Process Improvements and Tech	4,557,944	5,153,009	5,158,285
Total	4,557,944	5,153,009	5,158,285
Full-time Equivalents Total*	-	-	1.00

**FTE totals are provided for informational purposes only. Changes in FTEs resulting from City Council or Human Resources Director actions outside of the budget process may not be detailed here*

Office of Economic Development

Bobby Lee, Director

(206) 684-8090

www.seattle.gov/economicdevelopment

Department Overview

The Office of Economic Development (OED) seeks to foster an inclusive economy that grows family-wage jobs and increases wealth among underserved communities. OED promotes shared prosperity for all Seattleites, economic growth that is equitable, robust, and enduring. OED supports a healthy business environment for underserved populations, empowers entrepreneurs to innovate, grow and compete, while at the same time supporting low-income Seattle residents to develop their talent towards viable career paths. In addition, with the Mayor's support an in recognition of a changing economy, OED has focused attention on developing and rolling out an Inclusive Creative Industries (ICI) program an economic priority, a strategy to support diverse creative industries and diversify creative industries that historically have not been diverse. Holistically, OED invests in four primary program areas all targeting underserved populations: supporting entrepreneurs; building healthy and vibrant neighborhood business districts; developing the talent of youth and adults; and partnering with key industry sectors. The core services OED provides capitalize on Seattle's economic strengths, particularly in the industry areas of manufacturing and maritime, technology, startups, restaurants, health care, life sciences and global health, clean technology, and the creative economy. To accomplish this mission, the office delivers services designed to:

- support the retention and growth of local small businesses owned by underserved populations through technical assistance, access to capital, affordable commercial space, mentorship and marketing;
- increase the number of low-income youth and adults who obtain the skills necessary to meet industry's needs for qualified workers by building collaborations with community-based organizations in the service of youth and providing Career Connected Learning Grants to support youth career readiness;
- support neighborhood business districts through direct funding, technical support and Business Improvement Area (BIA) formation;
- streamline and advance policies and practices and develop partnerships that lead to sustainable economic growth with shared prosperity;
- support inclusive creative economic development programs and strategies that support small business workforce development, industry advocacy, logistics support including permit coordination, and neighborhood initiatives;
- attract and establish new business via domestic and international investments; and
- support special events through advocacy and permit coordination to encourage and maximize positive business, economic, and cultural activity while ensuring public safety.

In addition to these services, OED manages many financing programs to increase access to capital for projects from micro-loans to major capital lending. Among these financing tools are three federal programs: 1) Individual Development Accounts (IDAs), a matched savings program in which the City provides Community Development Block Grant funds to low-income owned businesses that demonstrate savings and take business training courses; 2) New Markets Tax Credits (NMTC) which leverage private investment in low-income communities through federal tax incentives; and 3) U.S. Department of Housing and Urban Development (HUD) Section 108 loans which provide financing for economic development projects benefiting low and middle-income individuals.

Office of Economic Development

Budget Snapshot

	2019 Actuals	2020 Adopted	2021 Proposed
Department Support			
General Fund Support	12,258,807	11,436,246	13,801,829
Other Funding - Operating	-	116,291	62,597
Total Operations	12,258,807	11,552,537	13,864,426
Total Appropriations	12,258,807	11,552,537	13,864,426

Full-Time Equivalents Total*	35.50	37.00	34.00
------------------------------	-------	-------	-------

* FTE totals are provided for informational purposes only. Changes in FTEs resulting from City Council or Human Resources Director actions outside of the budget process may not be detailed here

Budget Overview

The COVID-19 pandemic brought unprecedented changes to our community and economy in 2020. The Office of Economic Development (OED) played a leading role in the emergency response efforts to support both businesses and workers to navigate the impacts of the pandemic with a focus on stabilizing those most impacted by the recession. OED will continue to provide emergency support to employers and employees navigating unemployment, safe reopening and small business stabilization, while simultaneously planning for long term recovery and economic stability. OED will build on work began in 2020 to lead a just transition with an Inclusive Economic Agenda by focusing on building self-sufficiency and creating new opportunities for employment, family-wage jobs and community wealth creation, and capacity-building for neighborhood resilience in the face of displacement.

The City is projecting significant revenue losses due to COVID-19 pandemic and the resulting public health crisis and business closures. As a result, the 2021 Proposed Budget includes reductions for most departments across the City. Because of OED's leading role in economic stability and recovery, minor reductions were made while maintaining critical capacity for new and existing programs. The 2021 Proposed Budget includes new allocations to the Small Business Stabilization Fund (SBSF), including the use of temporary staff to implement this new work. To help support that balancing of the City's budget, OED reduced or eliminated workforce development contracts through priority ordering to maintain funding for organizations serving those who will be most impacted by the economic recession. OED also strategically reduced staff in nightlife advocacy, key industry coordination and performance evaluation. These reductions allowed OED to redirect partial resources to support core department needs and achieve overall savings.

Office of Economic Development

Incremental Budget Changes

Office of Economic Development

	Dollars	FTE
2020 Adopted Budget	11,552,537	37.00
Joint COVID-19 Relief Plan	3,000,000	-
Nightlife Industry Staffing Reduction & Special Events Funding Swap	(97,755)	(1.00)
Key Industries Director Position Reduction	(184,824)	(1.00)
Leadership Staffing & Program Reductions	(152,954)	(1.00)
Workforce Development Program Contract Reductions	(123,142)	-
Operations Funding Reductions & Reallocations	-	-
Citywide Adjustments for Standard Cost Changes	119,414	-
Baseline Adjustments for Personnel Costs	16,138	-
Adjustment for One-Time Budget Changes	(260,000)	-
Revenue Update	-	-
CDBG True Up	(4,988)	-
Special Events Revenue Decrease Projection	-	-
Adjust to Recog 2020 Arts Transfers	-	-
Recog Special Events Lead Ad Tax funding from 2020	-	-
Arts Admission Tax Reduction	-	-
Total Incremental Changes	\$2,311,889	(3.00)
Total 2021 Proposed Budget	\$13,864,426	34.00

Description of Incremental Budget Changes

Joint COVID-19 Relief Plan

Expenditures	\$3,000,000
Revenues	\$1,000,000

As part of the 2020 budget, the Mayor and City Council have invested \$233 million in COVID-19 relief programs. To further address community needs, an additional \$45 million will be invested from the City reserves and other funding sources, with approximately half appropriated in 2020 and the remainder in 2021. The investments will be distributed according to a spending plan, which includes assistance to small business, childcare, individuals experiencing homelessness or at risk of losing their home, people experiencing food insecurity, and immigrants and refugees.

In late 2020, an additional \$5.7 million was provided to the Office of Economic Development (OED) for grants to small businesses throughout Seattle through the Small Business Stabilization Fund (SBSF). Roughly \$2.5 million in grants were awarded in 2020 through this funding source and an additional \$200,000 was available for technical

Office of Economic Development

assistance. The remaining \$ 3 million will be awarded through small business stabilization grants in 2021. This brings the total investment from 2020-2021 in SBSF to over \$9.8 million, supporting close to 1000 businesses.

Nightlife Industry Staffing Reduction & Special Events Funding Swap

Expenditures	\$(97,755)
Position Allocation	(1.00)

The item eliminates the Nightlife Business Advocate position (Strategic Advisor 2). Savings of \$98,000 will be realized in the budget. The remaining \$58,000 from this position elimination will be used to offset a 2021 proposed Arts Admission Tax reduction to OED. This funding currently supports OED's Special Events Lead (Strategic Advisor 1). Small businesses supported by the promotion and advocacy of nightlife through this position will continue to be supported by OED's existing programs and staffing.

Key Industries Director Position Reduction

Expenditures	\$(184,824)
Position Allocation	(1.00)

This item eliminates OED's Director of its Key Industry Team to generate \$185,000 in salary/benefits savings. To accomplish this reduction and mitigate its impacts on the team, management from other OED teams will absorb the remaining industry team members into their respective teams. Staff will maintain the industry support and focus on youth of color employment and BIPOC-owned small businesses engagement. The existing key industry team will continue to support the inclusive growth of the City's key industry sectors.

Leadership Staffing & Program Reductions

Expenditures	\$(152,954)
Position Allocation	(1.00)

This item eliminates the Strategy and Performance Advisor in the Economic Development Leadership program and generates a savings of \$153,000. In addition, \$30,000 in consultant budget that helps fund OED's research capacity is reallocated to fund its existing staffing budget.

Two performance analyst positions remain at OED to mitigate the impact of Strategy and Performance Advisor reduction.

Workforce Development Program Contract Reductions

Expenditures	\$(123,142)
--------------	-------------

OED proposes to reduce and/or eliminate funding for existing Workforce Development contracts by (\$413,000) to achieve savings and support an internal OED budget reallocation. This cut would be accomplished by eliminating a contract with PortJobs (\$50,000) and reducing the Seattle Jobs Initiative (SJI) contract by \$363,345. The reduction to the SJI contract leaves \$1.45 million available to support that work. About two-thirds of this reduction will be reallocated internally to address budget shortfalls to meet current staffing levels.

Operations Funding Reductions & Reallocations

Expenditures	-
--------------	---

This item reallocates \$36,000 previously budgeted to support OED's general operations to help offset 2021 ongoing staffing costs currently not supported by OED's ongoing budget. To achieve this reduction, OED proposes to limit sponsorship of professional and community events, limit professional development opportunities for staff, reduce motor pool use, and cut technology and equipment purchases.

Office of Economic Development

Citywide Adjustments for Standard Cost Changes

Expenditures	\$119,414
--------------	-----------

Citywide technical adjustments made in the baseline phase reflect changes to internal services costs, including rates from the Department of Finance & Administrative Services, Seattle Information Technology Department, Seattle Department of Human Resources, and for healthcare, retirement and industrial insurance charges for the department. These adjustments reflect initial assumptions about these costs and inflators early in the budget process.

Baseline Adjustments for Personnel Costs

Expenditures	\$16,138
--------------	----------

This centrally administered change adjusts appropriations to reflect an annual wage increase, as outlined in the agreements between the City and the Coalition of Unions, for personnel costs included in this department's baseline budget. This includes increases to salary, FICA, Medicare, family medical leave, retirement, overtime, and temporary labor. There is no increase assumed from 2021 to 2022.

Adjustment for One-Time Budget Changes

Expenditures	\$(260,000)
--------------	-------------

This item includes budget adjustments for one-time changes in the 2020 Adopted Budget for the Seattle Vocational Instituted and a study of local employment dependent on fossil fuels.

Revenue Update

Revenues	-
----------	---

This change reflects updates to baseline revenues from the August revenue forecast.

CDBG True Up

Expenditures	\$(4,988)
--------------	-----------

Revenues	-
----------	---

Special Events Revenue Decrease Projection

Revenues	\$(693,000)
----------	-------------

Due to the impacts of the COVID-19 pandemic, large gatherings have been banned, dramatically decreasing Special Event Fee revenues in 2020. Year-to-date 2020 collections total approximately \$46,000 as compared to the proposed \$1.16 million. OED anticipates a (\$693,000) decrease in 2021 for a total of \$467,000 in fees. This projection assumes that special events will slowly be allowed to be held in accordance with Washington's Safe Start recovery plan, that events will tend to attract fewer participants and that fewer events will be held. This 2021 projection is based on calculating a percentage of the fees collected in 2018 will be collected again in 2021. (2018 data was used due a lack of detailed data from 2019 from SPD and given that 2018 SE revenues were almost identical to 2019.) OED assumes the following to project 2021 fees: of 2018 fees, no fees will be collected in Q1, 25% of 2018 fees in Q2, 50% of Q3 fees, and 75% of Q4 fees. OED also assumed that the base fee of \$275.00 will remain in place and will be collected for events that otherwise would generate lower fees than this base amount.

Adjust to Recog 2020 Arts Transfers

Office of Economic Development

Revenues \$(177,000)

This is a technical adjustment which recognizes the change in revenue received from the Office of Arts & Culture first adopted via the 2020 Adopted Budget.

Recog Special Events Lead Ad Tax funding from 2020

Revenues \$116,291

In the Council phase of 2020 Budget development, Council added \$116,291 in Admissions Tax revenue to fund a new Strategic Advisor (1 FTE) to lead Special Events. This technical change properly recognizes this revenue change at OED.

Arts Admission Tax Reduction

Revenues \$(58,000)

The Office of Arts & Culture (Arts) proposes to provide OED \$58,000 less in funding to back OED's Special Events Lead position which was first funded by Arts in 2020. This reduction is necessary due to decreases in projected Admission Tax.

Office of Economic Development

Expenditure Overview

	2019 Actuals	2020 Adopted	2021 Proposed
Appropriations			
OED - BO-ED-ADMIN - Leadership and Administration			
00100 - General Fund	2,680,846	2,560,152	2,458,298
Total for BSL: BO-ED-ADMIN	2,680,846	2,560,152	2,458,298
OED - BO-ED-X1D00 - Business Services			
00100 - General Fund	9,577,962	8,876,094	11,343,531
12400 - Arts and Culture Fund	-	116,291	62,597
Total for BSL: BO-ED-X1D00	9,577,962	8,992,385	11,406,128
Department Total	12,258,807	11,552,537	13,864,426
Department Full-Time Equivalents Total*	35.50	37.00	34.00

* FTE totals are provided for informational purposes only. Changes in FTEs resulting from City Council or Human Resources Director actions outside of the budget process may not be detailed here

Budget Summary by Fund Office of Economic Development

	2019 Actuals	2020 Adopted	2021 Proposed
00100 - General Fund	12,258,807	11,436,246	13,801,829
12400 - Arts and Culture Fund	-	116,291	62,597
Budget Totals for OED	12,258,807	11,552,537	13,864,426

Revenue Overview

2021 Estimated Revenues

Account Code	Account Name	2019 Actuals	2020 Adopted	2021 Proposed
322900	Nonbus Lic&Perm-Other	1,041,521	1,160,000	467,000
331110	Direct Fed Grants	2,259,951	1,363,675	2,363,675
341190	Personnel Service Fees	144,250	428,575	359,866
345050	Economic Environ-Other Rev	35,458	-	-
360020	Inv Earn-Residual Cash	11,580	-	-
360900	Miscellaneous Revs-Other Rev	-	50,000	-
397200	Interfund Revenue	262,051	-	-
Total Revenues for: 00100 - General Fund		3,754,811	3,002,250	3,190,541

Office of Economic Development

Appropriations by Budget Summary Level and Program

OED - BO-ED-ADMIN - Leadership and Administration

The purpose of the Leadership and Administration Budget Summary Level is to provide executive, community, financial, human resource, technology and business support to the Office of Economic Development.

Program Expenditures	2019 Actuals	2020 Adopted	2021 Proposed
Citywide Indirect Costs	736,146	794,810	811,449
Departmental Indirect Costs	1,360,805	1,283,929	1,092,486
Pooled Benefits	583,894	481,413	554,363
Total	2,680,846	2,560,152	2,458,298
Full-time Equivalents Total*	7.50	8.00	7.00

**FTE totals are provided for informational purposes only. Changes in FTEs resulting from City Council or Human Resources Director actions outside of the budget process may not be detailed here*

The following information summarizes the programs in Leadership and Administration Budget Summary Level:

Citywide Indirect Costs

The purpose of the Citywide Indirect Costs program is to fund internal services costs originating from outside of the department such as allocated costs from the Department of Finance and Administrative Services and Seattle Information Technology Department.

Expenditures/FTE	2019 Actuals	2020 Adopted	2021 Proposed
Citywide Indirect Costs	736,146	794,810	811,449

Departmental Indirect Costs

The purpose of the Departmental Indirect Costs program is to fund costs associated with management of the department. This may include personnel costs related to department leadership and administration or other administrative costs such as external rent and operating supplies or services.

Expenditures/FTE	2019 Actuals	2020 Adopted	2021 Proposed
Departmental Indirect Costs	1,360,805	1,283,929	1,092,486
Full Time Equivalents Total	7.50	8.00	7.00

Pooled Benefits

Office of Economic Development

The purpose of the Pooled Benefits program is to fund department costs associated with health and dental insurance, workers compensation, and unemployment insurance contributions.

	2019	2020	2021
Expenditures/FTE	Actuals	Adopted	Proposed
Pooled Benefits	583,894	481,413	554,363

OED - BO-ED-X1D00 - Business Services

The purpose of the Business Services Budget Summary Level is to promote economic development in the City.

Program Expenditures	2019 Actuals	2020 Adopted	2021 Proposed
Business Services	-	8,992,385	11,406,128
Business Services Budget Progr	9,577,962	-	-
Total	9,577,962	8,992,385	11,406,128
Full-time Equivalents Total*	28.00	29.00	27.00

**FTE totals are provided for informational purposes only. Changes in FTEs resulting from City Council or Human Resources Director actions outside of the budget process may not be detailed here*

The following information summarizes the programs in Business Services Budget Summary Level:

Business Services

The purpose of the Business Services Program is to provide direct services to businesses and to support a healthy business environment that empowers businesses to develop, grow, and succeed. The Business Services Program provides assistance navigating government services, facilities access to capital and building management expertise, and invests in workforce development services focused on building skills that benefit individual job-seekers and support employers in key industry sectors.

	2019 Actuals	2020 Adopted	2021 Proposed
Expenditures/FTE			
Business Services	-	8,992,385	11,406,128
Full Time Equivalents Total	-	29.00	27.00

Business Services Budget Progr

The purpose of the Business Services Program is to provide direct services to businesses and to support a healthy business environment that empowers businesses to develop, grow, and succeed. The Business Services Program provides assistance navigating government services, facilities access to capital and building management expertise, and invests in workforce development services focused on building skills that benefit individual job-seekers and support employers in key industry sectors.

	2019 Actuals	2020 Adopted	2021 Proposed
Expenditures/FTE			

Office of Economic Development

Business Services Budget Progr	9,577,962	-	-
Full Time Equivalents Total	28.00	-	-

Office of Hearing Examiner

Ryan Vancil, Hearing Examiner

(206) 684-0521

<http://www.seattle.gov/examiner/>

Department Overview

The Office of Hearing Examiner is Seattle's quasi-judicial forum for reviewing factual and legal issues raised by the application of City Code requirements to specific people or property. As authorized by the Seattle Municipal Code, the office conducts hearings and decides appeals in cases where members of the public disagree with a decision made by a City agency. Many of the matters appealed to the Hearing Examiner relate to land use and environmental permit decisions and interpretations made by the Seattle Department of Construction and Inspections. The Hearing Examiner also hears appeals in many other subject areas, and makes recommendations to the City Council on rezone petitions, major institution master plans, and other Council land-use actions.

The Hearing Examiner is appointed by the City Council, and Deputy Hearing Examiners are appointed by the Hearing Examiner. Examiners handle all pre-hearing matters, regulate the conduct of hearings, and prepare decisions and recommendations based upon the hearing record and applicable law. The Seattle Municipal Code requires all examiners to be attorneys with training and experience in administrative hearings. The Hearing Examiner also manages an executive assistant to oversee the administrative areas of the office, a legal assistant to assist with hearings and decision preparation, and an administrative specialist to support all other office positions and provide information to the public.

Budget Snapshot

	2019 Actuals	2020 Adopted	2021 Proposed
Department Support			
General Fund Support	947,036	1,061,713	1,061,517
Total Operations	947,036	1,061,713	1,061,517
Total Appropriations	947,036	1,061,713	1,061,517
Full-Time Equivalents Total*	4.63	5.00	5.00

** FTE totals are provided for informational purposes only. Changes in FTEs resulting from City Council or Human Resources Director actions outside of the budget process may not be detailed here*

Budget Overview

The 2021 Proposed Budget maintains support to the Office of Hearing Examiner (HXM) and preserves the services provided by the Hearing Examiner to members of the public and the City Council. Technical adjustments have been made to bring the proposed budget into alignment with an Annual Wage Increase, and other citywide adjustments to internal service costs.

The City is projecting significant revenue losses due to COVID-19 and the resulting public health crisis. As a result, the budget includes reductions for most departments across the City. Because HXM is a small department with limited flexibility in its budget, the reductions to HXM's budget are minimal and do not impact staffing or services. The details of the changes to HXM's budget are included in the Incremental Budget Changes section below.

Office of Hearing Examiner

Incremental Budget Changes

Office of Hearing Examiner

	2021 Budget	FTE
Total 2020 Adopted Budget	1,061,713	5.00
Baseline		
Adjustment for One-Time Budget Changes	(8,000)	-
Citywide Adjustments for Standard Cost Changes	1,406	-
Baseline Adjustments for Personnel Costs	19,398	-
Align Health Care Budget	-	-
Proposed Operating		
Equipment Budget Reduction	(3,500)	-
Office Furniture and Equipment Budget Reduction	(5,500)	-
Supplies Budget Reduction	(4,000)	-
Total Incremental Changes	\$(196)	-
Total 2021 Proposed Budget	\$1,061,517	5.00

Description of Incremental Budget Changes

Baseline

Adjustment for One-Time Budget Changes

Expenditures \$(8,000)

This item includes a reduction for a one-time addition for the purchase of portable recording equipment in the 2020 Adopted Budget.

Citywide Adjustments for Standard Cost Changes

Expenditures \$1,406

Citywide technical adjustments made in the baseline phase reflect changes to internal services costs, including rates from the Department of Finance & Administrative Services, Seattle Information Technology Department, Seattle Department of Human Resources, and for healthcare, retirement and industrial insurance charges for the department. These adjustments reflect initial assumptions about these costs and inflators early in the budget process.

Baseline Adjustments for Personnel Costs

Expenditures \$19,398

Office of Hearing Examiner

This centrally administered change adjusts appropriations to reflect an annual wage increase, as outlined in the agreements between the City and the Coalition of Unions, for personnel costs included in this department's baseline budget. This includes increases to salary, FICA, Medicare, family medical leave, retirement, overtime and temporary labor. There is no increase assumed from 2021 to 2022.

Align Health Care Budget

Expenditures	-
--------------	---

This item is a net zero baseline change to ensure the baseline budget for employee health care costs matches the bill in the 2020 Adopted Central Cost Manual.

Proposed Operating

Equipment Budget Reduction

Expenditures	\$(3,500)
--------------	-----------

This change reduces the Hearing Examiner's budget for equipment by \$3,500, a 23% reduction of the 2020 equipment budget.

Office Furniture and Equipment Budget Reduction

Expenditures	\$(5,500)
--------------	-----------

This change reduces the Hearing Examiner's budget for office furniture & equipment by \$5,500.

Supplies Budget Reduction

Expenditures	\$(4,000)
--------------	-----------

This change reduces the Hearing Examiner's budget for supplies by \$4,000, about 20% of the 2020 supplies budget.

Office of Hearing Examiner

Expenditure Overview

	2019 Actuals	2020 Adopted	2021 Proposed
Appropriations			
HXM - BO-HX-V1X00 - Office of the Hearing Examiner			
00100 - General Fund	947,036	1,061,713	1,061,517
Total for BSL: BO-HX-V1X00	947,036	1,061,713	1,061,517
Department Total	947,036	1,061,713	1,061,517
Department Full-Time Equivalents Total*	4.63	5.00	5.00

** FTE totals are provided for informational purposes only. Changes in FTEs resulting from City Council or Human Resources Director actions outside of the budget process may not be detailed here*

Budget Summary by Fund Office of Hearing Examiner

	2019 Actuals	2020 Adopted	2021 Proposed
00100 - General Fund	947,036	1,061,713	1,061,517
Budget Totals for HXM	947,036	1,061,713	1,061,517

Appropriations by Budget Summary Level and Program

HXM - BO-HX-V1X00 - Office of the Hearing Examiner

The purpose of the Office of Hearing Examiner Budget Summary Level is to conduct fair and impartial hearings in all subject areas where the Seattle Municipal Code grants authority to do so (there are currently more than 75 subject areas) and to issue decisions and recommendations consistent with applicable law.

Program Expenditures	2019 Actuals	2020 Adopted	2021 Proposed
Office of the Hearing Examiner	947,036	1,061,713	1,061,517
Total	947,036	1,061,713	1,061,517
Full-time Equivalents Total*	4.63	5.00	5.00

**FTE totals are provided for informational purposes only. Changes in FTEs resulting from City Council or Human Resources Director actions outside of the budget process may not be detailed here*

Office of Housing

Emily Alvarado, Director

(206) 684-3727

<http://www.seattle.gov/housing/>

Department Overview

The mission of the Office of Housing (OH) is to build strong healthy communities and increase opportunities for people of all income levels to live in our city. To accomplish this mission, OH has three Budget Summary Levels:

- Multifamily Housing;
- Homeownership and Sustainability; and
- Leadership and Administration.

Multifamily Housing employs the Housing Levy and other federal and local funding to make low-interest loans to developers to develop or preserve affordable multifamily rental housing. OH monitors the housing portfolio to ensure that the policy objectives of the City are achieved and the units remain in good condition. The portfolio now includes 16,800 units, representing a significant investment of City and other funding in affordable housing over 35 years.

Homeownership and Sustainability includes three programs to assist low-income households:

- The **Home Ownership Program** supports first-time homebuyers and existing low-income homeowners through down payment assistance loans, subsidies for permanently affordable homes, and foreclosure prevention loans.
- The **Home Repair Program** provides grants or no- to low-interest loans to assist with critical home repairs.
- The **Weatherization Program** provides grants to increase energy efficiency and lower utility costs for low-income residents in both single-family and multifamily properties.

Leadership and Administration provides centralized leadership, coordination, technology, contracting, and financial management services to OH programs and capital projects. This includes the Policy and Planning program that establishes long-term strategic plans, develops and implements policy-based tools, and addresses housing-related aspects of citywide land use and community development planning.

Office of Housing

Budget Snapshot

	2019 Actuals	2020 Adopted	2021 Proposed
Department Support			
General Fund Support	629,638	6,986,233	350,247
Other Funding - Operating	81,662,605	123,664,606	81,636,058
Total Operations	82,292,242	130,650,839	81,986,305
Total Appropriations	82,292,242	130,650,839	81,986,305
 Full-Time Equivalents Total*	 45.00	 46.00	 46.00

* FTE totals are provided for informational purposes only. Changes in FTEs resulting from City Council or Human Resources Director actions outside of the budget process may not be detailed here

Office of Housing

Budget Overview

The budget of the Office of Housing (OH) is primarily supported by the 2016 Housing Levy, the Mandatory Housing Affordability program, and federal and state grants. Funding policies for the Housing Levy are detailed in the Levy Administrative and Financial Plan, adopted by Council through a separate process.

In 2021, the Office of Housing continues to use new resources passed in 2019 and 2020 to invest in affordable housing projects in partnership with developers across the city. The 2021 Proposed Budget is a reflection of the technical changes necessary to advance these investments and provide operating and maintenance subsidies as new buildings complete construction.

In December 2019, OH made a historic investment of \$110 million to create 1,944 new affordable homes across Seattle – the largest number of affordable homes ever funded in a single year in Seattle’s history. These funds support the construction of thirteen new buildings, serving a range of communities, including seniors, low-wage workers and families, and people experiencing homelessness. Several of these new affordable housing buildings also include spaces that benefit both residents and neighbors, such as childcare, a senior health center, and community gathering spaces. OH continues to work with affordable housing developers to complete all 13 projects and prepare them for affordable residency.

In August 2020, the Office of Housing committed approximately \$60 million from the Seattle Housing Levy to invest in 600 new units of permanent supportive housing, a proven long-term solution to homelessness and urgent need during the COVID-19 public health crisis. This funding supports an innovative and accelerated approach to creating permanent supportive housing, with new homes ready for residents to move in by the end of 2021. The 2021 Adopted Budget prepares OH to support these new units with Operating and Maintenance Subsidies upon their completion.

The economic recession caused by the novel coronavirus disease has caused revenues to decline that have resulted in budget reductions across all city departments. The Office of Housing has strategically shifted away from use of General Fund resources in order to continue significantly investing in affordable housing projects. The public health crisis and subsequent economic recession will have far reaching impact on Seattle residents and an adequate supply of affordable housing will play a critical role in Seattle’s economic recovery. With the support of the Mayor and the City Council, additional emergency funding has been provided for Seattle residents for mortgage counseling and foreclosure avoidance in 2021. These programs are designed to increase housing stability for Seattle residents most impacted by the public health crisis and resulting economic recession.

Office of Housing

Incremental Budget Changes

Office of Housing

	Dollars	FTE
2020 Adopted Budget	130,650,839	46.00
Joint COVID-19 Relief Plan	350,000	-
Transfer REET Revenue to OH	-	-
General Fund Reduction	-	-
O&M Authority Update	738,000	-
Create Fund 16421	-	-
OH Fund Balancing	-	-
Adjustment for One-Time Budget Changes	(49,039,531)	-
Net-Zero BSL Shift of Personnel Expenses	-	-
Citywide Adjustments for Standard Cost Changes	131,045	-
Baseline Corrections from 2019 Adds	(250,000)	-
Baseline CCM True-Up	8,784	-
Baseline Adjustments for Personnel Costs	101,708	-
CDBG True Up	(704,540)	-
Proposed Technical		
Updates to Office of Housing Revenues	-	-
Total Incremental Changes	\$(48,664,534)	-
Total 2021 Proposed Budget	\$81,986,305	46.00

Description of Incremental Budget Changes

Joint COVID-19 Relief Plan

Expenditures \$350,000

As part of the 2020 Revised Budget, the Mayor and City Council have invested \$233 million in COVID-19 relief programs. To further address community needs, an additional \$45 million will be invested from the City reserves and other funding sources, with approximately half appropriated in 2020 and the remainder in 2021. The investments will be distributed according to a spending plan, which includes assistance to small business, childcare, individuals experiencing homelessness or at risk of losing their home, people experiencing food insecurity, and immigrants and refugees.

In the Office of Housing \$350,000 is included for 2021 for mortgage counseling and foreclosure prevention. Funding will build off two successful existing programs that serve these functions and will be expanded using these additional resources.

Office of Housing

Transfer REET Revenue to OH

Revenues \$5,000,000

This item reflects the transfer of Real Estate Excise Tax (REET) II funds into the Low-Income Housing Fund (16400) as planned for in the 2020 Adopted Budget. The 2020 Adopted Budget directed the Office of Housing to commit \$25 million to Multifamily capital projects which would be reimbursed by REET II revenues in the amount of \$5 million annually from 2021 through 2025. This item adds \$5 million of revenues out of the REET II fund for the transfer to the Office of Housing.

General Fund Reduction

Expenditures -

This net-zero change swaps all of the General Fund in OH with other OH revenues, thus generating savings for the General Fund. This item supports City budget rebalancing efforts due to declining General Fund revenues during the current economic recession.

O&M Authority Update

Expenditures \$738,000

This item provides OH with the appropriation authority necessary to provide operating and maintenance (O&M) subsidies to new projects that are ready for occupancy. The policy decisions related to these subsidies have been approved in previous actions and have no corresponding revenue changes. This authority adjustment has two components:

- Projects built with funding from the 2016 Levy represent \$738,000 in 2021 and \$767,520 in 2022. This authority will be budgeted in the 2016 Levy O&M fund.
- Projects built with funding from Local Option Sales Tax capital will not be ready until mid-2022, and therefore represent \$1.25 million in 2022. This authority will be budgeted in the new Local Option O&M fund.

Create Fund 16421

This item creates a new fund (16421) for accounting purposes related to new tax revenue passed in the 2020 Adopted Budget. Fund 16421 will track the portion of the Local Option Sales Tax revenue reserved for operating and maintenance (O&M) subsidies for affordable housing projects.

OH Fund Balancing

Revenues \$(12,544,290)

This is a technical item to balance revenues and expenditures for the Funds managed by this department.

Adjustment for One-Time Budget Changes

Expenditures \$(49,039,531)

Revenues \$(19,304,952)

This item includes budget adjustments for one-time changes in the 2020 Adopted Budget. The one-time 2020 expenditures are primarily related to Mercer property proceeds and the Local Options Sales Tax. These investments included funding to create permanently affordable home ownership opportunities and affordable rental units.

Office of Housing

Net-Zero BSL Shift of Personnel Expenses

Expenditures -

This net-zero adjustment shifts personnel costs from one Budget Summary Level to another, in order to reflect minor internal staffing shifts implemented in 2020.

Citywide Adjustments for Standard Cost Changes

Expenditures \$131,045

Citywide technical adjustments made in the baseline phase reflect changes to internal services costs, including rates from the Department of Finance & Administrative Services, Seattle Information Technology Department, Seattle Department of Human Resources, and for healthcare, retirement and industrial insurance charges for the department. These adjustments reflect initial assumptions about these costs and inflators early in the budget process.

Baseline Corrections from 2019 Adds

Expenditures \$(250,000)

This action removes two one-time budget additions made in the 2019 Adopted Budget that were relevant for both 2019 and 2020:

- \$50,000 of authority to use fund balance for outreach and engagement
- \$200,000 of General Fund for the Home and Hope contract

Baseline CCM True-Up

Expenditures \$8,784

This action is a true-up of minor discrepancies to align with central department costs

Baseline Adjustments for Personnel Costs

Expenditures \$101,708

This centrally administered change adjusts appropriations to reflect an annual wage increase, as outlined in the agreements between the City and the Coalition of Unions, for personnel costs included in this department's baseline budget. This includes increases to salary, FICA, Medicare, family medical leave, retirement, overtime and temporary labor. There is no increase assumed from 2021 to 2022. This does not include a 2021 salary increase for non-represented Executives, Managers and Strategic Advisors.

CDBG True Up

Expenditures \$(704,540)

Revenues \$(679,306)

Proposed Technical

Updates to Office of Housing Revenues

Revenues \$3,771,638

This item revises revenues in the Office of Housing Funds (16400 and 16600) to reflect updated projections for the 2021 Budget.

Office of Housing

Expenditure Overview

	2019 Actuals	2020 Adopted	2021 Proposed
Appropriations			
OH - BO-HU-1000 - Leadership and Administration			
00100 - General Fund	629,375	735,986	-
16600 - Office of Housing Fund	4,080,391	4,956,979	5,510,995
Total for BSL: BO-HU-1000	4,709,765	5,692,964	5,510,994
OH - BO-HU-2000 - Homeownership & Sustainability			
00100 - General Fund	263	(6,499,753)	350,247
16400 - Low Income Housing Fund	-	28,049,150	7,422,079
16411 - 1995 Housing Levy Capital Fund	136,707	-	-
16416 - 2009 Housing Levy Capital Fund	220,000	-	-
16418 - 2016 Housing Levy Capital Fund	466,455	-	-
16440 - Housing Program Support Fund	4,419,295	-	-
16600 - Office of Housing Fund	1,808,084	2,247,037	2,031,897
Total for BSL: BO-HU-2000	7,050,804	23,796,434	9,804,223
OH - BO-HU-3000 - Multifamily Housing			
00100 - General Fund	-	12,750,000	-
16400 - Low Income Housing Fund	-	68,505,994	64,743,994
16402 - 2002 Levy Very LIH Fund	203,398	-	-
16404 - 2002 Levy O&M Fund	556,527	-	-
16410 - 1986 Housing Levy Capital Fund	1,484,522	-	-
16411 - 1995 Housing Levy Capital Fund	3,559	-	-
16412 - 1995 Levy O&M Fund	314,960	-	-
16416 - 2009 Housing Levy Capital Fund	6,691,608	-	-
16417 - 2009 Levy O&M Fund	584,149	-	-
16418 - 2016 Housing Levy Capital Fund	15,806,260	-	-
16420 - 1986 Levy O&M Fund	538,988	-	-
16430 - Housing Incentive Fund	21,708,904	-	-
16440 - Housing Program Support Fund	15,585,243	-	-
16600 - Office of Housing Fund	1,408,285	1,905,446	1,927,093
36510 - 2018 LTGO Taxable Bond Fund	4,114,862	-	-
36610 - 2019 LTGO Taxable Bond Fund	1,530,409	-	-
36710 - 2020 LTGO Taxable Bond Fund	-	18,000,000	-
Total for BSL: BO-HU-3000	70,531,673	101,161,440	66,671,087
Department Total	82,292,242	130,650,839	81,986,305

Office of Housing

Department Full-Time Equivalents Total*	45.00	46.00	46.00
--	--------------	--------------	--------------

** FTE totals are provided for informational purposes only. Changes in FTEs resulting from City Council or Human Resources Director actions outside of the budget process may not be detailed here*

Budget Summary by Fund Office of Housing

	2019 Actuals	2020 Adopted	2021 Proposed
00100 - General Fund	629,638	6,986,233	350,247
16400 - Low Income Housing Fund	-	96,555,144	72,166,073
16402 - 2002 Levy Very LIH Fund	203,398	-	-
16404 - 2002 Levy O&M Fund	556,527	-	-
16410 - 1986 Housing Levy Capital Fund	1,484,522	-	-
16411 - 1995 Housing Levy Capital Fund	140,266	-	-
16412 - 1995 Levy O&M Fund	314,960	-	-
16416 - 2009 Housing Levy Capital Fund	6,911,608	-	-
16417 - 2009 Levy O&M Fund	584,149	-	-
16418 - 2016 Housing Levy Capital Fund	16,272,714	-	-
16420 - 1986 Levy O&M Fund	538,988	-	-
16430 - Housing Incentive Fund	21,708,904	-	-
16440 - Housing Program Support Fund	20,004,539	-	-
16600 - Office of Housing Fund	7,296,759	9,109,462	9,469,985
36510 - 2018 LTGO Taxable Bond Fund	4,114,862	-	-
36610 - 2019 LTGO Taxable Bond Fund	1,530,409	-	-
36710 - 2020 LTGO Taxable Bond Fund	-	18,000,000	-
Budget Totals for OH	82,292,242	130,650,839	81,986,305

Revenue Overview

2021 Estimated Revenues

Account Code	Account Name	2019 Actuals	2020 Adopted	2021 Proposed
333110	Ind Fed Grants	158	-	-
334010	State Grants	125	-	-
337010	Interlocal Grants	52	-	-
Total Revenues for: 00100 - General Fund		335	-	-
311010	Real & Personal Property Taxes	-	37,862,143	37,862,143
313010	Sales & Use Tax-Local Share	-	4,228,362	3,500,000
331110	Direct Fed Grants	-	2,105,573	1,426,267
334090	State Grants-Passthr	-	600,000	600,000
337010	Interlocal Grants	-	2,588,580	2,588,580

Office of Housing

345020	Zoning & Subdivision Fees	-	25,200,000	25,200,000
360010	Investment Interest	-	2,000,000	2,000,000
360590	Program Income	-	4,000,000	4,000,000
374030	Capital Contr-Fed Dir Grants	-	2,968,574	2,968,574
395010	Sales Of Land & Buildings	-	19,772,532	-
397010	Operating Transfers In	-	225,000	5,225,000
Total Revenues for: 16400 - Low Income Housing Fund		-	101,550,764	85,370,564
400000	Use of/Contribution to Fund Balance	-	(4,995,620)	(12,932,853)
Total Resources for:16400 - Low Income Housing Fund		-	96,555,144	72,437,711
360140	Loan Interest Pmts Per Terms	28,944	-	-
360600	Principal On Loan	5,106	-	-
Total Revenues for: 16402 - 2002 Levy Very LIH Fund		34,050	-	-
360140	Loan Interest Pmts Per Terms	101,259	-	-
360150	Interest On Loan Payoffs	54,953	-	-
360600	Principal On Loan	566,397	-	-
360900	Miscellaneous Revs-Other Rev	62	-	-
Total Revenues for: 16403 - 2002 Levy Multipurpose Fund		722,671	-	-
360140	Loan Interest Pmts Per Terms	97,505	-	-
360600	Principal On Loan	67,475	-	-
Total Revenues for: 16410 - 1986 Housing Levy Capital Fund		164,980	-	-
360140	Loan Interest Pmts Per Terms	40,866	-	-
360600	Principal On Loan	203,305	-	-
360900	Miscellaneous Revs-Other Rev	324	-	-
Total Revenues for: 16411 - 1995 Housing Levy Capital Fund		244,495	-	-
360140	Loan Interest Pmts Per Terms	31,283	-	-
360150	Interest On Loan Payoffs	16,445	-	-
360600	Principal On Loan	231,375	-	-
360900	Miscellaneous Revs-Other Rev	39	-	-
Total Revenues for: 16413 - 1995 Levy Homebuyer Assist		279,142	-	-
360140	Loan Interest Pmts Per Terms	6,024	-	-
360150	Interest On Loan Payoffs	37,653	-	-
360600	Principal On Loan	154,361	-	-

Office of Housing

360900	Miscellaneous Revs-Other Rev	917	-	-
Total Revenues for: 16416 - 2009 Housing Levy Capital Fund		198,955	-	-
311010	Real & Personal Property Taxes	27,653	-	-
Total Revenues for: 16417 - 2009 Levy O&M Fund		27,653	-	-
311010	Real & Personal Property Taxes	29,891,295	-	-
360140	Loan Interest Pmts Per Terms	4,278	-	-
Total Revenues for: 16418 - 2016 Housing Levy Capital Fund		29,895,573	-	-
311010	Real & Personal Property Taxes	5,516,660	-	-
360150	Interest On Loan Payoffs	182,525	-	-
360600	Principal On Loan	4,560,000	-	-
Total Revenues for: 16419 - 2016 Levy O&M Fund		10,259,185	-	-
345020	Zoning & Subdivision Fees	29,680,363	-	-
360600	Principal On Loan	9,852	-	-
Total Revenues for: 16430 - Housing Incentive Fund		29,690,215	-	-
311010	Real & Personal Property Taxes	6	-	-
313020	Sales & Use Tax	398,968	-	-
331110	Direct Fed Grants	849,935	-	-
333110	Ind Fed Grants	761,118	-	-
334010	State Grants	569,381	-	-
334090	State Grants-Passthr	77,623	-	-
337010	Interlocal Grants	189,443	-	-
341300	Administrative Fees & Charges	2,201,670	-	-
360140	Loan Interest Pmts Per Terms	182,284	-	-
360150	Interest On Loan Payoffs	104,929	-	-
360600	Principal On Loan	1,231,944	-	-
360900	Miscellaneous Revs-Other Rev	(151,216)	-	-
374030	Capital Contr-Fed Dir Grants	310,027	-	-
Total Revenues for: 16440 - Housing Program Support Fund		6,726,112	-	-
311010	Real & Personal Property Taxes	3,578,583	3,566,429	3,566,429
331110	Direct Fed Grants	639,984	819,842	819,842
333110	Ind Fed Grants	239,208	387,731	387,731
334010	State Grants	144,517	-	-

Office of Housing

334090	State Grants-Passthr	279,721	250,000	250,000
337010	Interlocal Grants	119,710	147,420	147,420
341300	Administrative Fees & Charges	933,651	815,000	815,000
345010	Design & Planning Fees	355,100	250,000	250,000
345020	Zoning & Subdivision Fees	1,544,395	2,800,000	2,800,000
360900	Miscellaneous Revs-Other Rev	20,398	-	-
374030	Capital Contr-Fed Dir Grants	165,297	-	-
395010	Sales Of Land & Buildings	-	1,227,468	-
397010	Operating Transfers In	-	45,000	45,000
Total Revenues for: 16600 - Office of Housing Fund		8,020,566	10,308,890	9,081,422
400000	Use of/Contribution to Fund Balance	-	(1,199,428)	388,563
Total Resources for:16600 - Office of Housing Fund		8,020,566	9,109,462	9,469,985
Total OH Resources		86,263,934	105,664,606	81,907,696

Office of Housing

Appropriations by Budget Summary Level and Program

OH - BO-HU-1000 - Leadership and Administration

The purpose of the Leadership and Administration Budget Summary Level is to provide centralized leadership, strategic planning, program development, and financial management support services to the office.

Program Expenditures	2019 Actuals	2020 Adopted	2021 Proposed
Citywide Indirect Costs	1,205,975	1,192,440	1,268,302
Departmental Indirect Costs	2,406,053	2,973,952	2,793,834
Policy & Planning	1,039,545	1,492,710	1,342,892
Pooled Benefits	58,192	33,862	105,966
Total	4,709,765	5,692,964	5,510,994
Full-time Equivalents Total*	17.50	17.50	17.50

**FTE totals are provided for informational purposes only. Changes in FTEs resulting from City Council or Human Resources Director actions outside of the budget process may not be detailed here*

The following information summarizes the programs in Leadership and Administration Budget Summary Level:

Citywide Indirect Costs

The purpose of the Citywide Indirect Costs program is to fund internal services costs originating from outside of the department such as allocated costs from the Department of Finance and Administrative Services and Seattle Information Technology Department.

Expenditures/FTE	2019 Actuals	2020 Adopted	2021 Proposed
Citywide Indirect Costs	1,205,975	1,192,440	1,268,302

Departmental Indirect Costs

The purpose of the Departmental Indirect Costs program is to fund costs associated with management of the department. This may include personnel costs related to department leadership and administration or other administrative costs such as external rent and operating supplies or services.

Expenditures/FTE	2019 Actuals	2020 Adopted	2021 Proposed
Departmental Indirect Costs	2,406,053	2,973,952	2,793,834
Full Time Equivalents Total	9.50	9.50	9.50

Policy & Planning

Office of Housing

The purpose of the Policy & Planning program is to provide strategic planning, program development, and vacant land redevelopment services to increase housing opportunities for Seattle residents.

	2019	2020	2021
Expenditures/FTE	Actuals	Adopted	Proposed
Policy & Planning	1,039,545	1,492,710	1,342,892
Full Time Equivalents Total	8.00	8.00	8.00

Pooled Benefits

The purpose of the Pooled Benefits program is to fund department costs associated with health and dental insurance, workers compensation, and unemployment insurance contributions.

	2019	2020	2021
Expenditures/FTE	Actuals	Adopted	Proposed
Pooled Benefits	58,192	33,862	105,966

OH - BO-HU-2000 - Homeownership & Sustainability

The purpose of the Homeownership & Sustainability Budget Summary Level is to provide loans and grants to low-income Seattle residents to support first-time home-buyers, health and safety home repair needs, and energy efficiency improvements.

Program Expenditures	2019	2020	2021
	Actuals	Adopted	Proposed
Home Ownership	916,541	16,492,055	2,657,545
Home Repair	1,237,991	1,341,085	1,349,285
Weatherization	4,896,272	5,963,294	5,797,393
Total	7,050,804	23,796,434	9,804,223
Full-time Equivalents Total*	15.00	16.00	16.00

**FTE totals are provided for informational purposes only. Changes in FTEs resulting from City Council or Human Resources Director actions outside of the budget process may not be detailed here*

The following information summarizes the programs in Homeownership & Sustainability Budget Summary Level:

Home Ownership

The purpose of the Home Ownership program is to support first-time homebuyers and existing low-income homeowners through down payment assistance loans, subsidies for permanently affordable homes, and foreclosure prevention loans.

	2019	2020	2021
Expenditures/FTE	Actuals	Adopted	Proposed
Home Ownership	916,541	16,492,055	2,657,545

Office of Housing

Full Time Equivalents Total	1.50	2.50	2.50
-----------------------------	------	------	------

Home Repair

The purpose of the Home Repair program is to provide grants or no- to low-interest loans to assist low-income homeowners with critical home repairs.

	2019 Actuals	2020 Adopted	2021 Proposed
Expenditures/FTE			
Home Repair	1,237,991	1,341,085	1,349,285
Full Time Equivalents Total	2.00	2.00	2.00

Weatherization

The purpose of the Weatherization program is provide grants to increase energy efficiency and lower utility costs for low-income residents in both single-family and multifamily properties.

	2019 Actuals	2020 Adopted	2021 Proposed
Expenditures/FTE			
Weatherization	4,896,272	5,963,294	5,797,393
Full Time Equivalents Total	11.50	11.50	11.50

OH - BO-HU-3000 - Multifamily Housing

The purpose of the Multifamily Lending Budget Summary Level is to make long-term, low-interest loans to develop or preserve affordable multifamily rental housing; and to monitor the affordable housing portfolio.

	2019 Actuals	2020 Adopted	2021 Proposed
Program Expenditures			
Asset Management	2,654,974	3,044,025	3,797,030
Multifamily Lending	67,876,699	98,117,416	62,874,058
Total	70,531,673	101,161,440	66,671,087
Full-time Equivalents Total*	12.50	12.50	12.50

**FTE totals are provided for informational purposes only. Changes in FTEs resulting from City Council or Human Resources Director actions outside of the budget process may not be detailed here*

The following information summarizes the programs in Multifamily Housing Budget Summary Level:

Asset Management

The purpose of the Asset Management program is to monitor the housing portfolio to ensure that the policy objectives of the City are achieved and the units remain in good condition.

	2019 Actuals	2020 Adopted	2021 Proposed
Expenditures/FTE			

Office of Housing

Asset Management	2,654,974	3,044,025	3,797,030
Full Time Equivalents Total	6.50	6.50	6.50

Multifamily Lending

The purpose of the Multifamily Lending program is to employ the Housing Levy and other federal and local funding to make low-interest loans to developers to develop or preserve affordable multifamily rental housing.

	2019 Actuals	2020 Adopted	2021 Proposed
Expenditures/FTE			
Multifamily Lending	67,876,699	98,117,416	62,874,058
Full Time Equivalents Total	6.00	6.00	6.00

Office of Immigrant and Refugee Affairs

Cuc Vu, Director

(206) 233-3886

www.seattle.gov/iandraffairs

Department Overview

The mission of the Office of Immigrant and Refugee Affairs (OIRA) is to improve the lives of Seattle's immigrant and refugee families. OIRA works to strengthen immigrant and refugee communities by engaging them in decisions about the City of Seattle's future and improving the City's programs and services to meet their needs.

OIRA collaborates with the City of Seattle Immigrant and Refugee Commission, community partners, government agencies, faith-based institutions, the private sector, and City departments to achieve our mission. According to the 2018 American Community Survey 5-Year Estimates Data Profiles, immigrants and refugees comprise approximately 18.5 percent of Seattle's population. Today, the immigrant population has likely grown, as recent Census Bureau data shows that one in four (more than half a million) King County residents is foreign-born, increasing diversity in the region.

OIRA is dedicated to supporting the City's Race and Social Justice Initiative by consistently using the racial equity toolkit analysis, operationalizing racial equity in our workplans, and engaging directly with immigrant and refugee communities.

Budget Snapshot

	2019 Actuals	2020 Adopted	2021 Proposed
Department Support			
General Fund Support	4,374,367	4,379,420	3,674,854
Total Operations	4,374,367	4,379,420	3,674,854
Total Appropriations	4,374,367	4,379,420	3,674,854
Full-Time Equivalents Total*	9.50	9.50	9.50

** FTE totals are provided for informational purposes only. Changes in FTEs resulting from City Council or Human Resources Director actions outside of the budget process may not be detailed here*

Budget Overview

Faced with the deepest recession since the Great Depression, the 2021 Proposed Budget seeks to maintain support for vulnerable communities such as Seattle's immigrant and refugee communities while reducing spending to meet the fiscal challenge. Funding for important immigrant assistance programs like the Legal Defense Fund, the New Citizen Campaign, the New Citizen Program, and Ready to Work will be maintained in full.

Because the Immigrant Family Institute (IFI) is based on in-person gatherings of more than 50 participants, OIRA is unable to offer the program due to COVID-19 restrictions. The 2021 Proposed Budget temporarily suspends the IFI until public health guidelines allow indoor gatherings of more than 50 people.

Office of Immigrant and Refugee Affairs

Incremental Budget Changes

Office of Immigrant and Refugee Affairs

	2021 Budget	FTE
Total 2020 Adopted Budget	4,379,420	9.50
Baseline		
Adjustment for One-Time Budget Changes	(615,000)	-
Baseline Adjustments for Personnel Costs	3,163	-
Proposed Operating		
Reduction of Funding of Immigrant Family Institute	(70,000)	-
Ready to Work Funding Swap	-	-
Elimination of Emergent Activities reserve	(10,000)	-
Reduction of Travel and Training	(3,740)	-
Proposed Technical		
Grant Funding Source Cleanup	(25,941)	-
Citywide Adjustments for Standard Cost Changes	16,952	-
Total Incremental Changes	\$(704,566)	-
Total 2021 Proposed Budget	\$3,674,854	9.50

Description of Incremental Budget Changes

Baseline

Adjustment for One-Time Budget Changes

Expenditures \$(615,000)

This item includes budget adjustments for one-time changes in the 2020 Adopted Budget: \$375,000 for Rapid Response activities against the federal administration's anti-immigrant policies, \$50,000 for Deferred Action for Childhood Arrivals and Temporary Protected Status scholarships, and \$190,000 for the Legal Defense Network.

Baseline Adjustments for Personnel Costs

Expenditures \$3,163

This centrally administered change adjusts appropriations to reflect an annual wage increase, as outlined in the agreements between the City and the Coalition of Unions, for personnel costs included in this department's baseline budget. This includes increases to salary, FICA, Medicare, family medical leave, retirement, overtime and temporary labor. There is no increase assumed from 2021 to 2022. This does not include a 2021 salary increase for non-represented Executives, Managers and Strategic Advisors.

Office of Immigrant and Refugee Affairs

Proposed Operating

Reduction of Funding of Immigrant Family Institute

Expenditures	\$(70,000)
--------------	------------

This item eliminates funding on a one-time basis for the Immigrant Family Institute (IFI) in 2021. IFI is an 8-week program that brings together immigrant youth, their parents/guardians, and Seattle police officers to learn from each other. It is unlikely that the City could offer the IFI program in 2021 due to COVID-19 related public health measures; remote sessions would be much less effective than in-person, trauma-informed, facilitated sessions in bridging understanding between the groups and among the participants individually. OIRA is retaining the staff position that manages IFI. This position primarily supports community outreach and engagement and was expanded to support language access related to the City's COVID-19 response work. The position also supports OIRA's participation in digital literacy work, the Immigrant and Refugee Commission, and community outreach across projects and departments.

Ready to Work Funding Swap

Expenditures	-
Revenues	\$250,200

This item shifts General Fund support (\$250,200) for the Ready to Work program to Community Development Block Grant (CDBG) funding instead.

Elimination of Emergent Activities reserve

Expenditures	\$(10,000)
--------------	------------

This item eliminates a small reserve the Office maintains for responding to emergent threats or challenges to immigrants and refugees. These funds have been used in the past to convene information sessions on refugee removals and a campaign to raise awareness and solicit public comments on the "public charge" rule.

Reduction of Travel and Training

Expenditures	\$(3,740)
--------------	-----------

This item reduces the \$15,000 travel and training budget by 25 percent.

Proposed Technical

Grant Funding Source Cleanup

Expenditures	\$(25,941)
Revenues	-

This technical item removes grant-related budget and revenue lines which should not be included in the baseline budget.

Citywide Adjustments for Standard Cost Changes

Expenditures	\$16,952
--------------	----------

Citywide technical adjustments made in the baseline phase reflect changes to internal services costs, including rates from the Department of Finance & Administrative Services, Seattle Information Technology Department, Seattle Department of Human Resources, and for healthcare, retirement and industrial insurance charges for the department. These adjustments reflect initial assumptions about these costs and inflators early in the budget process.

Office of Immigrant and Refugee Affairs

Expenditure Overview

	2019 Actuals	2020 Adopted	2021 Proposed
Appropriations			
OIRA - BO-IA-X1N00 - Office of Immigrant and Refugee Affairs			
00100 - General Fund	4,374,367	4,379,420	3,674,854
Total for BSL: BO-IA-X1N00	4,374,367	4,379,420	3,674,854
 Department Total	 4,374,367	 4,379,420	 3,674,854
 Department Full-Time Equivalents Total*	 9.50	 9.50	 9.50

** FTE totals are provided for informational purposes only. Changes in FTEs resulting from City Council or Human Resources Director actions outside of the budget process may not be detailed here*

Budget Summary by Fund Office of Immigrant and Refugee Affairs

	2019 Actuals	2020 Adopted	2021 Proposed
00100 - General Fund	4,374,367	4,379,420	3,674,854
Budget Totals for OIRA	4,374,367	4,379,420	3,674,854

Office of Immigrant and Refugee Affairs

Appropriations by Budget Summary Level and Program

OIRA - BO-IA-X1N00 - Office of Immigrant and Refugee Affairs

The purpose of the Office of Immigrant and Refugee Affairs Budget Summary Level is to facilitate the successful integration of immigrants and refugees into Seattle's civic, economic, and cultural life and to advocate on behalf of immigrant and refugee communities so that the City's programs and services better meet the unique needs of these constituents.

Program Expenditures	2019 Actuals	2020 Adopted	2021 Proposed
Office of Immigrant and Refuge	4,374,367	4,379,420	3,674,854
Total	4,374,367	4,379,420	3,674,854
Full-time Equivalents Total*	9.50	9.50	9.50

**FTE totals are provided for informational purposes only. Changes in FTEs resulting from City Council or Human Resources Director actions outside of the budget process may not be detailed here*

Office of Labor Standards

Jeneé Jahn, Interim Director

(206) 256-5426

www.seattle.gov/laborstandards

Department Overview

The mission of the Office of Labor Standards (OLS) is to advance labor standards through thoughtful community and business engagement, strategic enforcement, and innovative policy development, with a commitment to race and social justice. The Office of Labor Standards focuses on the implementation of labor standards for employees working within Seattle city limits. Effective January 2021, there are 15 such standards, established through City ordinances.

- **Paid Sick and Safe Time Ordinance**, requiring employers with one or more employees to provide paid sick and safe time;
- **Fair Chance Employment Ordinance**, restricting how employers can use conviction and arrest records during the hiring process and course of employment;
- **Minimum Wage Ordinance**, establishing a minimum hourly wage that will rise to \$16.39/hour for all employees in the city by 2021;
- **Wage Theft Ordinance**, requiring employers to provide written notice of employment information and pay all compensation due by reason of employment (including wages and tips) on a regular pay day;
- **Secure Scheduling Ordinance**, establishing scheduling requirements for covered retail and food service establishments to provide schedule predictability and increased access to hours;
- **Domestic Workers Ordinance**, which provides protections for domestic workers and establishes a Domestic Workers Standards Board; and
- **Commuter Benefits Ordinance**, requiring employers to provide commuter benefits on a pre-tax basis.

Two ordinances protect the rights of drivers for transportation network companies (TNCs) (i.e. Uber and Lyft):

- **Transportation Network Company Driver Deactivation Rights Ordinance** gives TNC drivers the right to challenge unwarranted deactivations before a neutral arbitrator, and creates a Driver Resolution Center to provide representation for drivers; and
- **Transportation Network Company Minimum Compensation Ordinance** requires that TNC drivers should be paid at least the minimum wage and be reimbursed for expenses and funds a study to determine the precise method for accomplishing this goal.

Four ordinances protect the rights of hotel workers:

- **Hotel Employee Safety Protections Ordinance** requires employers to take certain steps to prevent and report violent and harassing conduct by guests and to support employees who report this misconduct;
- **Protecting Hotel Employees from Injury Ordinance** limits the workload of employees who clean hotel rooms to reduce the frequency and occurrence of injuries associated with room cleaning;
- **Improving Access to Medical Care for Hotel Employees Ordinance** requires employers to provide employees working in large hotels with increased access to medical care; and
- **Hotel Employees Job Retention Ordinance** requires employers to take certain actions to reduce job insecurity in the hospitality industry.

OLS is also responsible for the administration of two additional temporary ordinances that grant protections to certain gig workers during the COVID-19 civil emergency and that are enforceable for up to three years after the conclusion of the civil emergency:

- **Paid Sick and Safe Time for Gig Workers**, requiring covered transportation network and food delivery network companies to provide paid sick and safe time to gig workers during, and for 180 days following the conclusion of, the COVID-19 civil emergency.
- **Premium Pay for Gig Workers**, requiring covered food delivery network companies to provide premium pay

Office of Labor Standards

to gig workers during the COVID-19 civil emergency.

OLS also provides education and technical assistance to the business and worker communities. As a part of these efforts, OLS manages the **Community Outreach and Education Fund** to foster collaboration between OLS and the community with funds to develop awareness and understanding of the worker rights provided by Seattle's labor standards. The office also manages the **Business Outreach and Education Fund**, which provides technical assistance to small businesses to increase compliance with Seattle's labor standards. The fund emphasizes outreach to businesses owned by low-income and historically disenfranchised communities who typically are not served by traditional outreach methods.

Finally, OLS provides technical, policy, and administrative support for the Labor Standards Advisory Commission, consisting of 15 members who advise on matters related to labor standards, as well as to the recently created Domestic Workers Standards Board, a thirteen-member body that advises on issues related to workplace protections for domestic workers.

Budget Snapshot

	2019 Actuals	2020 Adopted	2021 Proposed
Department Support			
Other Funding - Operating	6,008,431	6,864,873	7,226,457
Total Operations	6,008,431	6,864,873	7,226,457
Total Appropriations	6,008,431	6,864,873	7,226,457
Full-Time Equivalents Total*	28.00	28.00	30.00

* FTE totals are provided for informational purposes only. Changes in FTEs resulting from City Council or Human Resources Director actions outside of the budget process may not be detailed here.

Budget Overview

The City is projecting significant revenue losses due to COVID-19 and the resulting public health crisis. As a result, the budget includes reductions for most departments across the City. Because the Office of Labor Standards is a small department with limited flexibility in their budget, and because of their outsized role in race and social justice across the City, the reductions to OLS's budget are minimal and do not impact staffing or services. The 2021 Proposed Budget maintains resources and staff to support the significant ongoing work of OLS. The budget also adds resources, including 2.0 Enforcement FTEs, to support the implementation and enforcement of the new Transportation Network Company ordinances. The details of the changes to OLS's budget are included in the Incremental Budget Changes section below.

The 2021 Proposed Budget also provides OLS with technical adjustments in the baseline budget, reflecting increases in lease costs, a one-time decrease in revenue from the General Fund due to 2019 OLS Fund surplus, changes to internal services costs, and agreements with the Coalition of Unions.

Office of Labor Standards

Incremental Budget Changes

Office of Labor Standards

	2021 Budget	FTE
Total 2020 Adopted Budget	6,864,873	28.00
Baseline		
Citywide Adjustments for Standard Cost Changes	71,444	-
Baseline Adjustments for Personnel Costs	60,916	-
Lease Cost Increase	12,920	-
Proposed Operating		
Planning & Development Staff Reduction	(130,121)	-
Transportation Network Company Ordinance Enforcement	301,425	2.00
Transportation Network Company Ordinance Outreach and Implementation	45,000	-
Proposed Technical		
OLS Fund Revenue Updates	-	-
OLS Balancing Adjustments	-	-
Total Incremental Changes	\$361,584	2.00
Total 2021 Proposed Budget	\$7,226,457	30.00

Description of Incremental Budget Changes

Baseline

Citywide Adjustments for Standard Cost Changes

Expenditures \$71,444

Citywide technical adjustments made in the baseline phase reflect changes to internal services costs, including rates from the Department of Finance & Administrative Services, Seattle Information Technology Department, Seattle Department of Human Resources, and for healthcare, retirement and industrial insurance charges for the department. These adjustments reflect initial assumptions about these costs and inflators early in the budget process.

Baseline Adjustments for Personnel Costs

Expenditures \$60,916

This centrally administered change adjusts appropriations to reflect an annual wage increase, as outlined in the agreements between the City and the Coalition of Unions, for personnel costs included in this department's baseline budget. This includes increases to salary, FICA, Medicare, family medical leave, retirement, overtime and temporary labor. There is no increase assumed from 2021 to 2022. This does not include a 2021 salary increase for non-represented Executives, Managers and Strategic Advisors.

Office of Labor Standards

Lease Cost Increase

Expenditures \$12,920

This item increases appropriation authority by \$12,920 to the Labor Standards BSL for increases in rent, CAM, and property taxes.

Proposed Operating

Planning & Development Staff Reduction

Expenditures \$(130,121)

This item reduces appropriation authority by \$130,121 to the Labor Standards BSL, and unfunds a vacant pocket in the Office of Labor Standards. The pocket was most recently occupied by a staff member who is currently in an out-of-class (OOC) role within the department; when the OOC role ends in December 2021, the staff member will return to this pocket.

Transportation Network Company Ordinance Enforcement

Expenditures \$301,425

Position Allocation 2.00

This item adds two positions to the Office of Labor Standards Enforcement team:

- One 1.0 FTE Strategic Advisor I – Enforcement Strategist
- One 1.0 FTE Civil Rights Analyst Sr. – Investigator

These positions will support the new body of work related to enforcement of the Mayor's Fare Share Plan and the related Transportation Network Company ordinances.

Transportation Network Company Ordinance Outreach and Implementation

Expenditures \$45,000

This item increases appropriation authority by \$45,000 to the Labor Standards BSL, for Office of Labor Standards costs related to the implementation and administration of minimum labor and compensation standards for Transportation Network Company (TNC) drivers.

Proposed Technical

OLS Fund Revenue Updates

Revenues \$(638,416)

This item is a one-time reduction in revenue appropriations from the General Fund to the Office of Labor Standards Fund. Between 2020 and 2021, OLS planned expenditures increased by \$361,584. Additionally, at the close of Calendar Year 2019, OLS had a fund balance of over \$1,000,000, due in part to numerous vacancies and no increase in lease costs. To balance for 2021, they will receive \$1,000,000 less in revenue than the total planned expenditures and use the remaining OLS fund balance to cover the difference.

OLS Balancing Adjustments

Revenues \$1,000,000

This is a technical item to balance revenues and expenditures for the Funds managed by this department.

Office of Labor Standards

Expenditure Overview

	2019 Actuals	2020 Adopted	2021 Proposed
Appropriations			
OLS - BO-LS-1000 - Office of Labor Standards			
00190 - Office of Labor Standards Fund	6,008,431	6,864,873	7,226,457
Total for BSL: BO-LS-1000	6,008,431	6,864,873	7,226,457
Department Total	6,008,431	6,864,873	7,226,457
Department Full-Time Equivalents Total*	28.00	28.00	30.00

** FTE totals are provided for informational purposes only. Changes in FTEs resulting from City Council or Human Resources Director actions outside of the budget process may not be detailed here*

Budget Summary by Fund Office of Labor Standards

	2019 Actuals	2020 Adopted	2021 Proposed
00190 - Office of Labor Standards Fund	6,008,431	6,864,873	7,226,457
Budget Totals for OLS	6,008,431	6,864,873	7,226,457

Revenue Overview

2021 Estimated Revenues

Account Code	Account Name	2019 Actuals	2020 Adopted	2021 Proposed
360420	Other Judgments & Settlements	23,632	-	-
Total Revenues for: 00100 - General Fund		23,632	-	-
397010	Operating Transfers In	7,907,133	6,864,873	6,226,457
Total Revenues for: 00190 - Office of Labor Standards Fund		7,907,133	6,864,873	6,226,457
400000	Use of/Contribution to Fund Balance	-	-	1,000,000
Total Resources for: 00190 - Office of Labor Standards Fund		7,907,133	6,864,873	7,226,457
Total OLS Resources		7,930,765	6,864,873	7,226,457

Office of Labor Standards

Appropriations by Budget Summary Level and Program

OLS - BO-LS-1000 - Office of Labor Standards

The purpose of the Office of Labor Standards Budget Summary Level is to implement labor standards for employees working inside Seattle's city limits. This includes investigation, remediation, outreach and education, and policy work related to the paid sick and safe time, fair chance employment, minimum wage, and wage theft, and secure scheduling ordinances, the hotel employees health and safety initiative, and other labor standards the City may enact in the future.

Program Expenditures	2019 Actuals	2020 Adopted	2021 Proposed
Business Outreach & Ed	96,831	600,000	600,000
Community Outreach & Ed	1,327,761	1,500,000	1,500,000
Office of Labor Standards	4,583,839	4,764,873	5,126,457
Total	6,008,431	6,864,873	7,226,457
Full-time Equivalents Total*	28.00	28.00	30.00

**FTE totals are provided for informational purposes only. Changes in FTEs resulting from City Council or Human Resources Director actions outside of the budget process may not be detailed here.*

The following information summarizes the programs in Office of Labor Standards Budget Summary Level:

Business Outreach & Ed

Expenditures/FTE	2019 Actuals	2020 Adopted	2021 Proposed
Business Outreach & Ed	96,831	600,000	600,000

Community Outreach & Ed

Expenditures/FTE	2019 Actuals	2020 Adopted	2021 Proposed
Community Outreach & Ed	1,327,761	1,500,000	1,500,000

Office of Labor Standards

The purpose of the Office of Labor Standards Program is to develop and implement labor standards that advance workplace equity for employees working inside Seattle's city limits. This includes enforcement outreach and education, and policy work.

Expenditures/FTE	2019 Actuals	2020 Adopted	2021 Proposed
Office of Labor Standards	4,583,839	4,764,873	5,126,457
Full Time Equivalents Total	28.00	28.00	30.00

Department of Neighborhoods

Andrés Mantilla, Director

(206) 684-0535

www.seattle.gov/neighborhoods

Department Overview

The Department of Neighborhoods (DON) strives to strengthen Seattle by engaging all communities. DON serves residents of Seattle by providing programmatic support and building inclusive partnerships to help ensure that they receive equitable access to government and opportunities to build community. This is accomplished by fostering community partnerships, cultivating emerging leadership and facilitating community inclusiveness.

DON has three lines of business:

Community Building delivers technical assistance, supports services, commissions, and programs in neighborhoods to strengthen local communities, engages residents in community improvement, and leverages resources. The programs that support this work include:

- Community Engagement Coordinators
- Community Liaisons
- Community Safety
- Historic Preservation
- Major Institutions and Schools
- P-Patch Community Gardening
- Participatory Budgeting (Your Voice, Your Choice)
- People's Academy for Community Engagement (PACE)

Leadership and Administration provides executive leadership, communications, and internal operations and administration support for the entire department. This support includes financial, human resources, information technology, facility, and administrative functions.

Community Grants provides support to local grassroots projects within neighborhoods and communities by providing funding to implement community-driven improvement projects. The programs that support this work include:

- Neighborhood Matching Fund
- Duwamish River Opportunity Fund
- Find It Fix It
- Healthy Food Fund

Budget Snapshot

	2019 Actuals	2020 Adopted	2021 Proposed
Department Support			
General Fund Support	13,033,014	14,702,374	14,566,403
Other Funding - Operating	4,867	3,225,000	1,472,939
Total Operations	13,037,881	17,927,374	16,039,342
Total Appropriations	13,037,881	17,927,374	16,039,342

Department of Neighborhoods

Full-Time Equivalents Total*	58.50	65.00	63.00
------------------------------	-------	-------	-------

** FTE totals are provided for informational purposes only. Changes in FTEs resulting from City Council or Human Resources Director actions outside of the budget process may not be detailed here*

Budget Overview

The Seattle Department of Neighborhoods (DON) 2021 Proposed Budget reflects a citywide directive to reduce costs balanced with DON's continued commitment to equitable community engagement. Adjustments were made to create efficiencies and reduce costs while also maintaining the integrity of DON's core programs and services and minimizing the impact on community. DON will continue to improve the coordination of equitable outreach and engagement throughout the City and increase our investments in BIPOC communities through new and continued programming.

Administrative Changes

The proposed budget meets target budget reductions by creating department efficiencies in staffing, utilizing shared cost models, and generating incremental revenues by raising fees. DON will build upon the 2020 Adopted Budget by coordinating and centralizing outreach and engagement through a new partnership with Seattle Public Utilities and program transfers from the Office of Civil Rights and the Human Services Department.

Sweetened Beverage Tax Funding Reduction

In 2020 the Mayor created the Healthy Food Fund (HFF) in coordination with the recommendations of the Sweetened Beverage Tax Community Advisor Board to provide resources to community-based organizations to improve public health. This new community granting program was delayed until 2021 and is funded by the Sweetened Beverage Tax (SBT). The 2021 Proposed Budget reduces SBT funding from the HFF program by \$1.5 million and eliminates 1.5 FTEs. Added to this is a proposed transfer to DON of \$500,000 in Food Opportunity Funds from the Human Services Department. After these changes the HFF will total \$1,506,985 in 2021. DON will redeploy 2.5 FTE from the Neighborhood Matching Fund in order to create this new program and leverage their experience in delivering grants to community based organizations.

Neighborhood Matching Fund Reduction and Alignment with the Healthy Food Fund

The 2021 Proposed Budget restores partial funding to the Neighborhood Matching Fund (NMF) Community Partnership Awards over levels available during the COVID-19 pandemic in 2020. This level is still a reduction from 2020 Adopted Budget amounts, thus reducing project manager workload and allowing for 2.5 NMF staff to be redeployed to create the Healthy Food Fund program. This new fund alignment allows DON to strengthen and diversify the Community Grants division, which centers the needs of community and increases investments in community-driven solutions.

Department of Neighborhoods

Incremental Budget Changes

Department of Neighborhoods

	Dollars	FTE
2020 Adopted Budget	17,927,374	65.00
Combine Historic Preservation and Major Institutions Roles	(88,655)	-
DON and ARTS Shared Work on Seattle Together	-	-
Bill SPU for 1.0 FTE Strategic Advisor 1 in the SI Team	-	-
Reduce NMF Awards and Redeploy 2.5 NMF Staff to HFF	(830,000)	-
Reduce SBT funding in DON	(1,500,000)	(1.50)
Food Opportunity Fund Transfer from HSD	500,000	-
Transfer Rainier Beach a Safe Place For Youth	518,486	-
Transfer Indigenous People's Day funding from SOCR to DON	32,000	-
Eliminate PACE Program Coordinator Position	(128,724)	(1.00)
Reinstate Census SA1 Position	155,095	-
Space to Host Community Based Organizations	360,000	-
Vacancy Assumptions	(25,238)	-
Adjustment for One-Time Budget Changes	(1,122,812)	-
Citywide Adjustments for Standard Cost Changes	84,222	-
Baseline Adjustments for Personnel Costs	133,044	-
Reallocate Community Partnership projects to Small Sparks projects	-	-
Annualize cost of Grants Contracts Spec Sr	24,550	-
Transfer an Administrative Staff Assistant position from the CL program to the CEC program	-	-
Increase .75 FTE Admin Spec II to 1.0 FTE	-	0.25
Increase .75 FTE Plng & Dev Spec II to 1.0 FTE	-	0.25
Technical Adjustments - Centralize Health Care	-	-
Total Incremental Changes	\$(1,888,032)	(2.00)
Total 2021 Proposed Budget	\$16,039,342	63.00

Description of Incremental Budget Changes

Combine Historic Preservation and Major Institutions Roles

Expenditures	\$(88,655)
Revenues	\$30,220

Historic Preservation and Major Institutions will align staff to better collaborate and create department efficiencies. Two full time positions in the Historic Preservation and Major Institutions programs will be reduced to 60% each.

Department of Neighborhoods

Additionally, revenue will be generated by increasing fees from Citizen Advisory Review and environmental review to reflect increased inflation and align with Seattle Department of Construction and Inspection review fees.

DON and ARTS Shared Work on Seattle Together

Revenues	\$54,960
----------	----------

Office of Arts and Culture (ARTS) will coordinate with DON to advance the Seattle Together campaign. Seattle Together is a collaboration between City departments and local communities that works to center and support BIPOC communities in building a future Seattle where they feel connected, rooted, recognized, prosperous, and safe. As part of this collaboration ARTS will provide 50% of the position cost for the Seattle Together project manager. The funding ensures City's ARTS investments and community investments are targeted to BIPOC communities most impacted by the impending recession and impacts of seclusion and isolation.

Bill SPU for 1.0 FTE Strategic Advisor 1 in the SI Team

Revenues	\$127,395
----------	-----------

This item shifts funding for 1.0 FTE Strategic Advisor 1 position in the Strategic Initiatives team. DON will enter an agreement with Seattle Public Utilities (SPU), building upon an established inter-departmental cost-sharing model aimed at improving coordination of equitable community engagement throughout the City. This position was originally funded by the General Fund and will now be billed to SPU.

Reduce NMF Awards and Redeploy 2.5 NMF Staff to HFF

Expenditures	\$(830,000)
Revenues	\$275,208

This item reduces Neighborhood Matching Fund (NMF) awards by \$830,000 and redeploys 2.5 NMF staff to support the Healthy Food Fund (HFF) program created through a recommendation from the Sweetened Beverage Tax Community Advisory Board. This change will shift related staff costs from the General Fund (GF) to the Sweetened Beverage Tax Fund (SBT). The awards reduction will result in an average of 25 fewer NMF-funded projects per year. In order to mitigate the impact on racial equity, DON will refocus remaining available awards for vulnerable and historically disadvantaged communities. While this change means fewer projects will be funded through NMF, the alignment of these two granting programs allows DON to strengthen and diversify its Community Grants division overall.

Reduce SBT funding in DON

Expenditures	\$(1,500,000)
Position Allocation	(1.50)

This item reduces Sweetened Beverage Tax (SBT) funding to the Healthy Food Fund program by \$1.5 million and eliminates 1.5 FTEs. This change responds to reduction in STB revenues and funding priorities recommended by the Sweetened Beverage Tax Community Advisory Board. These reductions are mitigated by the redeployment of 2.5 FTE from the Neighborhood Matching Fund and an on-going transfer of \$500,000 Food Opportunity Fund from The Human Services Department.

Food Opportunity Fund Transfer from HSD

Expenditures	\$500,000
--------------	-----------

Transfer Food Opportunity Fund programming from HSD to DON.

Transfer Rainier Beach a Safe Place For Youth

Department of Neighborhoods

Expenditures \$518,486

This item transfers the Rainier Beach: A Beautiful Safe Place for Youth program from Seattle Human Services Department (HSD) to DON. This program uses an innovative, community-led approach to reduce violence that affects youth in the Rainier Beach neighborhood and continues to be a model for alternatives to community safety. These funds are being transferred to DON as the programming is more closely aligned to DON's community engagement work. These funds were originally managed by HSD and were transferred to DON via the Q2 2020 supplemental as one-time funding. This change makes that transfer on-going.

Transfer Indigenous People's Day funding from SOCR to DON

Expenditures \$32,000

This item transfers Indigenous People's Day (IPD) celebration programming from OCR to DON as the programming is more closely aligned to DON's community engagement work. This funding is for the City of Seattle's annual IPD celebration, including but not limited to the morning march, the daytime City Hall celebration, and the evening celebration at the Day Break Star Center.

Eliminate PACE Program Coordinator Position

Expenditures \$(128,724)

Position Allocation (1.00)

This item eliminates the PACE Program Coordinator (Planning & Development Specialist II) position to meet target budget reduction. The PACE programming will have to be temporarily scaled down and aspects of it will be integrated into various other programs, such as building a civic education component around the Census results and redistricting process.

Reinstate Census SA1 Position

Expenditures \$155,095

Position Allocation -

This item reinstates the Census Strategic Advisor and restores funding in order to continue census work that has been extended into 2021. This position will continue to coordinate engagement during the newly extended 2020 census, provide feedback to engagement partners, and develop a comprehensive outreach and engagement plan for Seattle's upcoming council redistricting process following the results of the 2020 census. In addition, this position will absorb some of the work from the eliminated PACE Program Coordinator position – building a civic education curriculum focused on understanding the implications of the Census results and the need to actively engage in the council redistricting process. This work will include sustaining and leveraging the community relationships and network of partners DON has cultivated during the past two years, to ensure that historically underrepresented communities are educated about and actively engaged in the Seattle City Council Redistricting Process.

Space to Host Community Based Organizations

Expenditures \$360,000

This item continues one-time funding for space lease that was appropriate in the 3rd quarter supplemental in 2020. Seattle King County Black Lives Matter in coordination with the City of Seattle and Seattle King County Public Health will lease a space for the following phased purposes. 1.Direct services 2.Service coordination location 3.Potential night shelter/day resource and hygiene center.

Vacancy Assumptions

Expenditures \$(25,238)

Department of Neighborhoods

This item assumes under spend in DON's overall personnel budget by predicting short-term vacancies and applying savings towards target budget reduction.

Adjustment for One-Time Budget Changes

Expenditures	\$ (1,122,812)
--------------	----------------

This item includes budget adjustments for one-time funding that was part of the 2020 Adopted Budget: AIDS Walk Memorial (\$65,000), Emergency Hub in a Box (\$32,000), South Park Public Safety Coordinator (\$75,000), Seattle Repertory Theatre's Public Works Seattle Program (\$75,000), P-Patch Community Garden Preservation and Enhancement SBT Funding (\$725,000), and Census Strategic Advisor position (\$148,000).

Citywide Adjustments for Standard Cost Changes

Expenditures	\$84,222
--------------	----------

Citywide technical adjustments made in the baseline phase reflect changes to internal services costs, including rates from the Department of Finance & Administrative Services, Seattle Information Technology Department, Seattle Department of Human Resources, and for healthcare, retirement and industrial insurance charges for the department. These adjustments reflect initial assumptions about these costs and inflators early in the budget process.

Baseline Adjustments for Personnel Costs

Expenditures	\$133,044
--------------	-----------

This centrally administered change adjusts appropriations to reflect an annual wage increase, as outlined in the agreements between the City and the Coalition of Unions, for personnel costs included in this department's baseline budget. This includes increases to salary, FICA, Medicare, family medical leave, retirement, overtime and temporary labor. There is no increase assumed from 2021 to 2022. This does not include a 2021 salary increase for non-represented Executives, Managers and Strategic Advisors.

Reallocate Community Partnership projects to Small Sparks projects

Expenditures	-
--------------	---

This item reallocates Community Partnership projects to Small Sparks projects to true up with community demand for small-scale projects.

Annualize cost of Grants Contracts Spec Sr

Expenditures	\$24,550
--------------	----------

Transfer an Administrative Staff Assistant position from the CL program to the CEC program

Expenditures	-
Position Allocation	-

This item transfers an Administrative Staff Assistant position from the Community Liaisons program to the Community Engagement Coordinators program. This is a budget neutral transfer.

Increase .75 FTE Admin Spec II to 1.0 FTE

Position Allocation	0.25
---------------------	------

Department of Neighborhoods

DON will Increase a .75 FTE Administrative Specialist II to 1.0 FTE to reflect increased administrative needs. This change was implemented in 2018 and will only affect position authority. This change is budget neutral.

Increase .75 FTE Plng & Dev Spec II to 1.0 FTE

Position Allocation	0.25
---------------------	------

DON will Increase a .75 FTE Planning & Development Specialist II position authority to 1.0 FTE to reflect increased administrative needs. This change was implemented in 2018 and will only affect position authority. This change is budget neutral.

Technical Adjustments - Centralize Health Care

Expenditures	-
--------------	---

This item is a net zero technical adjustment that corrects for changes in centralize health care budget for accounting purposes.

Department of Neighborhoods

Expenditure Overview

	2019 Actuals	2020 Adopted	2021 Proposed
Appropriations			
DON - BO-DN-I3100 - Leadership and Administration			
00100 - General Fund	3,737,041	4,304,716	5,175,954
Total for BSL: BO-DN-I3100	3,737,041	4,304,716	5,175,954
DON - BO-DN-I3300 - Community Building			
00100 - General Fund	5,090,225	6,153,176	5,886,553
00155 - Sweetened Beverage Tax Fund	-	3,225,000	-
Total for BSL: BO-DN-I3300	5,090,225	9,378,176	5,886,553
DON - BO-DN-I3400 - Community Grants			
00100 - General Fund	4,205,748	4,244,482	3,503,896
00155 - Sweetened Beverage Tax Fund	-	-	1,472,939
Total for BSL: BO-DN-I3400	4,205,748	4,244,482	4,976,835
DON - BO-DN-I3900 - Donations Fund			
15240 - P-Patch Gardenship Donations	4,867	-	-
Total for BSL: BO-DN-I3900	4,867	-	-
Department Total	13,037,881	17,927,374	16,039,342
Department Full-Time Equivalents Total*	58.50	65.00	63.00

** FTE totals are provided for informational purposes only. Changes in FTEs resulting from City Council or Human Resources Director actions outside of the budget process may not be detailed here*

Budget Summary by Fund Department of Neighborhoods

	2019 Actuals	2020 Adopted	2021 Proposed
00100 - General Fund	13,033,014	14,702,374	14,566,403
00155 - Sweetened Beverage Tax Fund	-	3,225,000	1,472,939
15240 - P-Patch Gardenship Donations	4,867	-	-
Budget Totals for DON	13,037,881	17,927,374	16,039,342

Department of Neighborhoods

Appropriations by Budget Summary Level and Program

DON - BO-DN-I3100 - Leadership and Administration

The purpose of the Leadership and Administration Budget Summary Level is to provide executive, community, financial, human resource, technology and business support to the Department of Neighborhoods.

Program Expenditures	2019 Actuals	2020 Adopted	2021 Proposed
Citywide Indirect Costs	1,545,767	1,429,700	2,628,366
Departmental Indirect Costs	2,191,274	2,875,016	2,547,589
Total	3,737,041	4,304,716	5,175,954
Full-time Equivalents Total*	15.75	19.75	20.00

**FTE totals are provided for informational purposes only. Changes in FTEs resulting from City Council or Human Resources Director actions outside of the budget process may not be detailed here*

The following information summarizes the programs in Leadership and Administration Budget Summary Level:

Citywide Indirect Costs

The purpose of the Citywide Indirect Costs program is to fund internal services costs originating from outside of the department such as allocated costs from the Department of Finance and Administrative Services and Seattle Information Technology Department.

Expenditures/FTE	2019 Actuals	2020 Adopted	2021 Proposed
Citywide Indirect Costs	1,545,767	1,429,700	2,628,366

Departmental Indirect Costs

The purpose of the Departmental Indirect Costs program is to fund costs associated with management of the department. This may include personnel costs related to department leadership and administration or other administrative costs such as external rent and operating supplies or services.

Expenditures/FTE	2019 Actuals	2020 Adopted	2021 Proposed
Departmental Indirect Costs	2,191,274	2,875,016	2,547,589
Full Time Equivalents Total	15.75	19.75	20.00

Department of Neighborhoods

DON - BO-DN-I3300 - Community Building

The purpose of the Community Building Budget Summary Level is to deliver technical assistance, support services, and programs in neighborhoods to strengthen local communities, engage residents in neighborhood improvement, leverage resources, and complete neighborhood-initiated projects.

Program Expenditures	2019 Actuals	2020 Adopted	2021 Proposed
Community Engagement Coordinators	2,046,467	2,478,682	2,284,166
Community Liaisons	335,657	868,095	742,399
Community Safety	-	184,000	953,486
Duwamish River Opportunity Fun	281,586	249,799	-
Find It Fix It	1,501	30,000	-
HALA	138,306	-	-
Healthy Food Fund	-	2,500,000	-
Historic Preservation	940,171	937,278	800,579
Major Institutions and Schools	212,517	243,036	166,779
Participatory Budgeting (Your Voice Your Choice)	182,969	136,388	122,673
People's Academy for Community Engagement (PACE)	133,288	150,942	25,301
P-Patch Community Gardening	817,762	1,599,956	791,169
Total	5,090,225	9,378,176	5,886,552
Full-time Equivalents Total*	34.75	37.25	35.00

**FTE totals are provided for informational purposes only. Changes in FTEs resulting from City Council or Human Resources Director actions outside of the budget process may not be detailed here*

The following information summarizes the programs in Community Building Budget Summary Level:

Community Engagement Coordinators

The purpose of the Community Engagement Coordinators Program is to provide a range of technical assistance and support services for residents and neighborhood groups to develop a sense of partnership among neighborhood residents, businesses, and City government.

Expenditures/FTE	2019 Actuals	2020 Adopted	2021 Proposed
Community Engagement Coordinators	2,046,467	2,478,682	2,284,166
Full Time Equivalents Total	12.00	15.00	16.00

Community Liaisons

The purpose of the Community Liaisons Program is to provide equitable outreach and engagement in a culturally competent manner to historically underserved communities. This is done for City

Department of Neighborhoods

departments through independent contractors who serve as resources and liaisons for community members, provide quality translations and interpretations and advise on best practices for engaging with their communities.

	2019	2020	2021
Expenditures/FTE	Actuals	Adopted	Proposed
Community Liaisons	335,657	868,095	742,399
Full Time Equivalents Total	3.75	3.75	3.00

Community Safety

The purpose of the Community Safety program is to support the City of Seattle's commitment to being a safe, vibrant, and interconnected city that ensures all residents can live safely and securely.

	2019	2020	2021
Expenditures/FTE	Actuals	Adopted	Proposed
Community Safety	-	184,000	953,486

Duwamish River Opportunity Fun

The purpose of the Duwamish River Opportunity Fund Program is to support new and existing small-scale programs focused on the challenges faced by communities in the Duwamish River area.

	2019	2020	2021
Expenditures/FTE	Actuals	Adopted	Proposed
Duwamish River Opportunity Fun	281,586	249,799	-

Find It Fix It

The purpose of the Find It Fix It (FIFI) Program is provide funds for grassroots projects to improve neighborhood infrastructure.

	2019	2020	2021
Expenditures/FTE	Actuals	Adopted	Proposed
Find It Fix It	1,501	30,000	-

HALA

The purpose of the Housing Affordability Livability Agenda (HALA) Program is to address affordable housing and livability within the City through outreach and engagement efforts.

	2019	2020	2021
Expenditures/FTE	Actuals	Adopted	Proposed
HALA	138,306	-	-
Full Time Equivalents Total	1.00	-	-

Healthy Food Fund

Department of Neighborhoods

The purpose of the Healthy Food Fund Program is to support community-based projects and programs that are food-related consistent with the overarching goal of the Sweetened Beverage Tax of improving public health.

	2019	2020	2021
Expenditures/FTE	Actuals	Adopted	Proposed
Healthy Food Fund	-	2,500,000	-
Full Time Equivalents Total	-	1.50	-

Historic Preservation

The purpose of the Historic Preservation Program is to provide technical assistance, outreach, and education to the general public, owners of historic properties, government agencies, and elected officials to identify, protect, rehabilitate, and re-use historic properties

	2019	2020	2021
Expenditures/FTE	Actuals	Adopted	Proposed
Historic Preservation	940,171	937,278	800,579
Full Time Equivalents Total	7.00	7.00	7.00

Major Institutions and Schools

The purpose of the Major Institutions and Schools Program is to coordinate community involvement in the development, adoption, and implementation of Major Institution Master Plans, and to facilitate community involvement in school re-use and development.

	2019	2020	2021
Expenditures/FTE	Actuals	Adopted	Proposed
Major Institutions and Schools	212,517	243,036	166,779
Full Time Equivalents Total	2.00	2.00	2.00

Participatory Budgeting (Your Voice Your Choice)

The purpose of the Participatory Budgeting (Your Voice Your Choice) Program is to provide a process in which Seattle residents democratically decide how to spend a portion of the City's budget.

	2019	2020	2021
Expenditures/FTE	Actuals	Adopted	Proposed
Participatory Budgeting (Your Voice Your Choice)	182,969	136,388	122,673
Full Time Equivalents Total	2.00	1.00	1.00

People's Academy for Community Engagement (PACE)

The purpose of the People's Academy for Community Engagement (PACE) Program is to provide leadership development and skill building of emerging leaders in a multicultural, participatory adult learning environment where participants learn hands-on strategies for community building, inclusive engagement, and accessing governments from experts in the field

Department of Neighborhoods

	2019	2020	2021
Expenditures/FTE	Actuals	Adopted	Proposed
People's Academy for Community Engagement (PACE)	133,288	150,942	25,301
Full Time Equivalents Total	1.00	1.00	-

P-Patch Community Gardening

The purpose of the P-Patch Community Gardening Program is to provide community gardens, gardening space, and related support to Seattle residents while preserving open space for productive purposes, particularly in high-density communities

	2019	2020	2021
Expenditures/FTE	Actuals	Adopted	Proposed
P-Patch Community Gardening	817,762	1,599,956	791,169
Full Time Equivalents Total	6.00	6.00	6.00

DON - BO-DN-I3400 - Community Grants

The purpose of the Community Grants Budget Summary Level is to provide support to local grassroots projects within neighborhoods and communities by providing funding to implement community-based self-help projects.

Program Expenditures	2019	2020	2021
	Actuals	Adopted	Proposed
Duwamish River Opportunity Fund	-	-	249,799
Find It Fix It	-	-	30,000
Healthy Food Fund	-	-	1,472,939
Neighborhood Matching	4,205,748	4,244,482	3,224,097
Total	4,205,748	4,244,482	4,976,835
Full-time Equivalents Total*	8.00	8.00	8.00

**FTE totals are provided for informational purposes only. Changes in FTEs resulting from City Council or Human Resources Director actions outside of the budget process may not be detailed here*

The following information summarizes the programs in Community Grants Budget Summary Level:

Duwamish River Opportunity Fund

The purpose of the Duwamish River Opportunity Fund Program is to support new and existing small-scale programs focused on the challenges faced by communities in the Duwamish River area.

	2019	2020	2021
Expenditures/FTE	Actuals	Adopted	Proposed
Duwamish River Opportunity Fun	-	-	249,799

Find It Fix It

Department of Neighborhoods

The purpose of the Find It Fix It (FIFI) Program is provide funds for grassroots projects to improve neighborhood infrastructure.

	2019	2020	2021
Expenditures/FTE	Actuals	Adopted	Proposed
Find It Fix It	-	-	30,000

Healthy Food Fund

The purpose of the Healthy Food Fund Program is to support community-based projects and programs that are food-related consistent with the overarching goal of the Sweetened Beverage Tax of improving public health.

	2019	2020	2021
Expenditures/FTE	Actuals	Adopted	Proposed
Healthy Food Fund	-	-	1,472,939

Neighborhood Matching

The purpose of the Neighborhood Matching Program is to support local grassroots projects within neighborhoods and communities. The Neighborhood Matching Fund provides funding to match community contributions of volunteer labor, donated professional services and materials, or cash, to implement community-based self-help projects.

	2019	2020	2021
Expenditures/FTE	Actuals	Adopted	Proposed
Neighborhood Matching	4,205,748	4,244,482	3,224,097
Full Time Equivalents Total	8.00	8.00	8.00

DON - BO-DN-I3900 - Donations Fund

The purpose of the Donations Fund Budget Summary Level is to support P-Patch Community Gardening Programs.

Program Expenditures	2019	2020	2021
	Actuals	Adopted	Proposed
Donations Fund	4,867	-	-
Total	4,867	-	-

**FTE totals are provided for informational purposes only. Changes in FTEs resulting from City Council or Human Resources Director actions outside of the budget process may not be detailed here*

Office of Planning and Community Development

Sam Assefa, Director

(206) 386-1010

<http://www.seattle.gov/opcd/>

Department Overview

The Office of Planning and Community Development (OPCD) was established in December 2015 with a mission of strengthening citywide planning and implementation and ensuring City departments are aligned and coordinated in planning for Seattle's future development. OPCD coordinates City departments to ensure that development decisions and investments advance equitable growth, consistent with Seattle's Comprehensive Plan. The department is guided by its vision of "an inspiring city, in harmony with nature, where everyone thrives." In addition to partnering with other City departments, OPCD works closely with community partners and other agencies to implement that vision. During the last five years, OPCD has accomplished a wide range of projects, including implementation of legislation to make it easier for property owners to create accessory dwelling units (ADUs) and develop affordable housing; development of new Design Guidelines in six neighborhoods; 130th Street and 145th Street station area planning; industrial and maritime strategy planning; funding 25 community-initiated projects to combat displacement and increase access to opportunity through the Equitable Development Initiative (EDI); and numerous other items.

The director of OPCD serves in the Mayor's various subcabinets to facilitate coordinated decision-making to address policies and investments that support Seattle's BIPOC communities. OPCD works with the Mayor's Office and members of the cabinet to ensure the City's investments support community development objectives and that department priorities are aligned and reflected in policies and budget resources.

OPCD is organized in five divisions: Equitable Development, Long Range Planning, Community Planning, Land Use Policy, and Urban Design. OPCD also houses two independent commissions: the Seattle Design Commission and the Seattle Planning Commission.

Equitable Development

This division leads the City's Equitable Development Initiative (EDI) in collaboration with City departments and community groups to invest in community-led efforts aimed at addressing issues of racial equity, social justice, economic mobility and residential, cultural and commercial displacement. The Equitable Development Framework guides how the City prioritizes its work; shapes its budgets, policies, programs, and investments; and structures the implementation of targeted strategies and equitable development projects by using clear objectives for reducing disparities and achieving equitable outcomes for marginalized populations.

Long Range Planning

This division leads the development of strategies, policies, and actions on issues of Citywide importance through efforts such as annual amendments and periodic major updates to Seattle's Comprehensive Plan. This division provides data support for OPCD and other City departments in the areas of demographics, land use, and related data monitoring and analytics. This division also represents the City in regional planning initiatives and works with partners to conduct research and analysis on current issues and trends to forecast potential future challenges and opportunities.

Community Planning

This division works at the neighborhood, district, corridor or community scale to develop localized strategies for addressing community-defined priorities and outcomes. These efforts are typically undertaken in collaboration with community partners and involve multiple City departments as well as other agencies, such as Sound Transit. Outcomes range from community visioning and near-term tactical interventions to legislative actions such as adoption of design guidelines and rezoning. Decisions about where to focus these efforts are informed by data on

Office of Planning and Community Development

racial equity, growth, displacement and access to opportunity, environmental issues and other topics. Projects are often in response to major capital investments or market forces that will catalyze community change and/or contribute to increased displacement. This division also leads site- and area-specific efforts to facilitate desired change in the built environment and property redevelopment that achieves community-benefit outcomes.

Land Use Policy

Land Use Policy includes work on topics such as affordable and market-rate housing policy, and departmental efforts that implement changes to the City's land use (zoning) code and other City regulatory and incentive codes. The group coordinates closely with SDCl. The division guides major policy updates, such as the industrial/maritime strategy. This division previously led several housing-related initiatives including the Affordable Middle-Income Housing Advisory Council. The division provides technical support to other departmental and non-departmental efforts, such as State Environmental Policy Act (SEPA) review and preparation of legislation to implement actions. The Land Use Policy Division is currently operating jointly with Urban Design to realize efficiencies.

Urban Design

OPCD's urban design group supports near- and long-term planning efforts related to design and placemaking for the physical environment. The division prepares design guidelines, area planning, and project-specific placemaking efforts such as the Lid I-5 study, 520 corridor design, and ST3 station area design guidelines. They collaborate frequently with the Design Commission, other departments and partner agencies. The division provides technical support to other departmental and non-departmental functions related to design. As noted above, the Urban Design division is currently operating jointly with Land Use Policy to realize efficiencies.

In addition, two independent commissions are housed within OPCD:

- The **Seattle Design Commission** advises the Mayor, City Council, and City departments on civic design excellence in capital improvement projects that are located on City land, in the City right-of-way, or constructed with City funds. The commission also evaluates projects that seek long-term or permanent use of a right-of-way. The commission focuses their recommendations on aesthetic, environmental and design principles and policies, and promotes interdepartmental and interagency coordination. The 10 Commissioners that comprise the Seattle Design Commission are supported by 3 FTE staff for meetings that occur twice a month. Commission meetings include the review of City-funded capital projects such as community centers, park facilities, fire stations and police stations.
- The **Seattle Planning Commission** advises the Mayor, the City Council and City departments on broad planning goals, policies and plans for the physical development of the city. Comprised of 3.5 FTE staff and 16 volunteers, the commission's work is framed by the Comprehensive Plan and seeks public comment and participation as a part of the process to achieve the plan's vision. The commission provides independent analysis and promotes issues vital to livability.

Budget Snapshot

	2019 Actuals	2020 Adopted	2021 Proposed
Department Support			
General Fund Support	10,783,893	24,652,100	11,184,413
Other Funding - Operating	546,906	6,071,108	2,452,659
Total Operations	11,330,798	30,723,208	13,637,072
Total Appropriations	11,330,798	30,723,208	13,637,072
 Full-Time Equivalents Total*	 44.00	 45.00	 41.00

Office of Planning and Community Development

** FTE totals are provided for informational purposes only. Changes in FTEs resulting from City Council or Human Resources Director actions outside of the budget process may not be detailed here*

Budget Overview

Due to the current economic conditions caused by the COVID-19 pandemic, OPCD's 2021 Proposed Budget includes a 10% General Fund budget reduction. OPCD met its reduction target by minimizing high-level management positions, including eliminating a Chief of Staff and two senior advisors, and restructuring into five divisions with four division managers. OPCD continues to focus on "delivering more with less" for all major aspects of its work plan. Priority initiatives include Equitable Development projects, ST3 and community planning, affordable housing, and long-range planning. As described in the department overview, the Urban Design division of OPCD will operate jointly with the Land Use Policy division to realize staffing efficiencies.

The Equitable Development Initiative (EDI) continues to be an important program within OPCD. The EDI program is coordinated by OPCD and guided by an interdepartmental working group consisting of staff from the Office of Housing (OH), Department of Neighborhoods (DON), Office of Economic Development (OED), Office of Arts and Culture (ARTS), Mayor's Office (MO), and City Budget Office (CBO). It is also informed by an external community advisory board representing impacted communities. In 2017, the City Council identified the initial five projects for the EDI program. Since then, the EDI program has completed two additional rounds of project funding and now supports a total of 25 unique projects. Support for each of these projects includes a mix of capacity building and capital development funding, which can include site acquisition.

The EDI program was initially funded with \$16 million in one-time proceeds from the sale of surplus property known as the Civic Square Block. The Washington State Legislature passed the Short-Term Rental Tax (STRT) in the 2018 legislative session and therefore, since 2019, the EDI program has also been funded with STRT revenues. In July 2019, the City Council passed Ordinance 125872, which created a new fund for STRT and directed that \$5 million from this fund be dedicated annually to EDI projects. However, these revenues are currently in decline due to the COVID-19 pandemic. Therefore, the 2021 Proposed Budget includes \$3.1 million of one-time General Fund revenues to maintain the \$5 million annual budget. Ongoing General Fund supports EDI staff and other administrative components of the program, and the 2021 Proposed Budget includes \$430,000 of Community Development Block Grant (CDBG) dollars for EDI grants. CDBG dollars are received as part of a grant from the federal government and will support construction or site development work.

In 2019, the City reached agreement on the sale of the Mercer Megablock properties in South Lake Union, resulting in new revenues, of which \$15 million was appropriated in the 2020 Adopted Budget for a new EDI site acquisition program. OPCD plans to spend \$5.2 million of this amount in 2020; the rest will carry forward to 2021. This funding will help project partners acquire site control for EDI projects that include housing in order to advance the project toward concrete implementation outcomes. In recognition of the increased complexity of EDI funding, the 2021 Proposed Budget includes a new Budget Summary Level for EDI.

One of the core functions of OPCD is to serve as the steward of the City's Comprehensive Plan, a 20-year vision and roadmap for Seattle's future. The Comprehensive Plan guides City decisions about where to accommodate and plan for new jobs and residences, how to improve the transportation system, and where to make capital investments such as utilities, sidewalks, and libraries. It provides a framework to guide most of Seattle's big-picture decisions on how to manage growth to achieve environmental sustainability, racial equity, shared prosperity, and healthy and vibrant neighborhoods.

The Washington State Growth Management Act (GMA) requires that cities undertake a major review and update of their comprehensive plans every eight years. Under the GMA, comprehensive plans must accommodate the growth that is anticipated over the next 20 years. The previous major update of the Seattle Comprehensive Plan anticipated growth of 70,000 housing units and 115,000 jobs during the 2015-2035 planning period. The next major update will extend the planning period to approximately 2044. Based on faster-than-anticipated growth to date and updated

Office of Planning and Community Development

state and regional projections for population and employment, this plan will likely anticipate significantly more growth. In response, the City will review and revise as needed the Urban Villages growth strategy and policies that guide City actions that include land use, transportation, housing, and public investments. The 2021 Proposed Budget adds \$130,000 in one-time resources for OPCD to work on an Environmental Impact Study and engage in community outreach to support the next major update to the Comprehensive Plan. Additional funding for the Comprehensive Plan update is anticipated in the 2022 and 2023 budgets, for an estimated total project budget of \$575,000.

Another major initiative for OPCD is Sound Transit 3 (ST3) light rail station area planning. ST3 will include 14 new light rail stations and 11 miles of guideway in Seattle. Starting in 2019, City departments and other jurisdictions began substantive work on station area planning for ST3 facility integration into our neighborhoods and business districts, including policies and implementation strategies concerning urban design and neighborhood integration of Sound Transit investments. OPCD is engaged in supporting station design and neighborhood integration, including the evaluation of station area planning principles supported by station context frameworks for each station area, strategy development and implementation for Equitable Transit Oriented Development (ETOD), and Anti-Displacement. OPCD is also the lead department on developing station design guidelines and incentive zoning for station areas, while providing strong support of the interagency Racial Equity Toolkit (RET) analysis we are conducting with Sound Transit. In 2020, OPCD received a Federal Transit Administration grant for planning the light rail line from Ballard to West Seattle; this work will begin in 2021.

OPCD is coordinating with the Department of Finance and Administrative Services (FAS) to facilitate the transfer of two City-owned Mutual and Offsetting Benefit (MOB) properties to community ownership. These properties are already serving as home to non-profit organizations, as well as providing a long-term lease of the former Fire Station 6, which is currently an underutilized surplus property. The City's MOB properties include Byrd Barr Place, the Greenwood Senior Center operated by the Phinney Neighborhood Association, and the Central Area Senior Center. Fire Station 6 is the intended home of Africatown Community Land Trust's (ACLT) William Grose Center for Cultural Innovation. The City intends to transfer Fire Station 6 to ACLT if and when the organization meets the readiness criteria established for the transfer of MOB properties. The City recognizes that the property transfers and long-term lease will support community wealth building and create permanent homes for communities at risk of displacement, including the Black community in the Central District. The property transfers of the MOBs and a long-term lease are dependent on the organizations meeting criteria that ensure stable delivery of ongoing community services. The City Council will need to approve a long-term lease agreement for Fire Station 6 and the permanent transfer of the two MOB properties to community ownership.

Incremental Budget Changes

Office of Planning and Community Development

	2021 Budget	FTE
Total 2020 Adopted Budget	30,723,208	45.00
Baseline		
Adjustment for One-Time Budget Changes	(16,689,919)	-
Citywide Adjustments for Standard Cost Changes	267,364	-
Baseline Adjustments for Personnel Costs	52,637	-
Proposed Operating		
Fund the Comprehensive Plan Major Update	130,000	-
Provide General Fund Support to the Equitable Development Initiative	-	-
Create New Budget Summary Level for the Equitable Development Initiative	-	-

Office of Planning and Community Development

Delete Four Positions	(714,932)	(4.00)
Right-Size Funding for Deputy Director Position	(26,580)	-
Adjust Real Estate Advisor Position	(18,363)	-
Reduce Non-Labor Budget	(86,343)	-
Proposed Technical		
Budget Neutral Adjustments	-	-
Total Incremental Changes	\$(17,086,136)	(4.00)
Total 2021 Proposed Budget	\$13,637,072	41.00

Description of Incremental Budget Changes

Baseline

Adjustment for One-Time Budget Changes

Expenditures	\$(16,689,919)
Revenues	\$(134,255)

This item includes budget adjustments for one-time changes in the 2020 Adopted Budget, including reductions of \$15,540,000 for the Equitable Development Initiative, \$650,000 for the Comprehensive Plan update, \$331,000 for strategic land acquisition, \$134,000 for Sound Transit 3, and \$35,000 for a natural capital valuation study.

Citywide Adjustments for Standard Cost Changes

Expenditures	\$267,364
--------------	-----------

Citywide technical adjustments made in the baseline phase reflect changes to internal services costs, including rates from the Department of Finance & Administrative Services, Seattle Information Technology Department, Seattle Department of Human Resources, and for healthcare, retirement and industrial insurance charges for the department. These adjustments reflect initial assumptions about these costs and inflators early in the budget process.

Baseline Adjustments for Personnel Costs

Expenditures	\$52,637
--------------	----------

This centrally administered change adjusts appropriations to reflect an annual wage increase, as outlined in the agreements between the City and the Coalition of Unions, for personnel costs included in this department's baseline budget. This includes increases to salary, FICA, Medicare, family medical leave, retirement, overtime and temporary labor. There is no increase assumed from 2021 to 2022. This does not include a 2021 salary increase for non-represented Executives, Managers and Strategic Advisors.

Proposed Operating

Fund the Comprehensive Plan Major Update

Expenditures	\$130,000
--------------	-----------

This item funds the first phase of the next major update of the City's Comprehensive Plan, which is required under state law and is anticipated to take three years to complete. The Comprehensive Plan major update will be funded in

Office of Planning and Community Development

the 2021-2023 budgets. In 2021, OPCD will begin by identifying a potential range of alternatives and conducting preliminary SEPA scoping; OPCD will also begin a robust public launch of the update, with a strong emphasis on engaging BIPOC communities. In 2022, OPCD will conduct the environmental analysis and draft Environmental Impact Statement (EIS) and continue with community engagement. In 2023, OPCD will finalize the EIS and conduct any additional necessary analysis and outreach to release a final plan for adoption. The total budget for the three years of the project is \$150,000 for community engagement and \$425,000 for the SEPA/EIS work.

Provide General Fund Support to the Equitable Development Initiative

Expenditures -

This budget-neutral item provides \$3,140,500 of General Fund resources to OPCD's budget to support the Equitable Development Initiative. This item replaces Short-Term Rental Tax revenues which are declining due to the COVID-19 crisis. This funding is one-time.

Create New Budget Summary Level for the Equitable Development Initiative

Expenditures -

This budget-neutral item creates a new BSL for the Equitable Development Initiative (EDI). This change moves ongoing budget authority for grant awards (\$5 million Short-Term Rental Tax and \$430,000 of Federal Community Development Block Grant) from the Planning and Community Development BSL (BO-PC-X2P00) to this new EDI BSL (BO-PC-X2P40). This item also moves the ongoing budget of \$134,948 General Fund for EDI consultants to this new BSL.

Delete Four Positions

Expenditures	\$(714,932)
Position Allocation	(4.00)

This item removes four positions from OPCD's budget. Two of these are vacant Strategic Advisor 3 positions that were previously assigned as OPCD's Chief of Staff and Citywide Initiatives Division Manager. One is a vacant Strategic Advisor 1 position in the urban design team. The fourth position is a Strategic Advisor 3 that is currently filled and on-loan to another department. OPCD has restructured its organization to streamline its leadership functions and reduce additional layers of management.

Right-Size Funding for Deputy Director Position

Expenditures	\$(26,580)
--------------	------------

This item resets the OPCD deputy director's salary to the midpoint of the salary range.

Adjust Real Estate Advisor Position

Expenditures	\$(18,363)
--------------	------------

This item reduces OPCD's budget to align with a position classification modification. The 2020 Adopted Budget included a new Real Estate Advisor position to support the Equitable Development Initiative. This position was budgeted as a Strategic Advisor 2; however, the Seattle Department of Human Resources has since classified this position as a Strategic Advisor 1. This item aligns the budget accordingly.

Reduce Non-Labor Budget

Expenditures	\$(86,343)
--------------	------------

Office of Planning and Community Development

This item reduces various discretionary items in OPCD's budget, including consultant services, travel, training and community planning.

Proposed Technical

Budget Neutral Adjustments

Expenditures -

This budget-neutral technical adjustment makes a series of internal corrections to align budget with anticipated costs. For the commissions, this item moves non-labor budget to labor. Another change is to move the Design Commission's commissioner compensation budget to the temporary labor category. This item also adjusts motor pool charges at the detail project level. Finally, this adjustment moves all labor costs to the leadership and administration detail project. These changes will facilitate reporting and expenditure tracking to help ensure that all labor and benefit categories are appropriately allocated.

Expenditure Overview

	2019 Actuals	2020 Adopted	2021 Proposed
Appropriations			
OPCD - BO-PC-X2P00 - Planning and Community Development			
00100 - General Fund	10,783,893	24,652,100	7,478,965
00164 - Unrestricted Cumulative Reserve Fund	-	500,000	-
12200 - Short-Term Rental Tax Fund	-	5,000,000	-
Total for BSL: BO-PC-X2P00	10,783,893	30,152,100	7,478,965
OPCD - BO-PC-X2P10 - Design Commission			
30010 - REET I Capital Fund	546,906	571,108	593,159
Total for BSL: BO-PC-X2P10	546,906	571,108	593,159
OPCD - BO-PC-X2P40 - Equitable Development Initiative			
00100 - General Fund	-	-	3,705,448
12200 - Short-Term Rental Tax Fund	-	-	1,859,500
Total for BSL: BO-PC-X2P40	-	-	5,564,948
Department Total	11,330,798	30,723,208	13,637,072
Department Full-Time Equivalents Total*	44.00	45.00	41.00

** FTE totals are provided for informational purposes only. Changes in FTEs resulting from City Council or Human Resources Director actions outside of the budget process may not be detailed here*

Office of Planning and Community Development

Budget Summary by Fund Office of Planning and Community Development

	2019 Actuals	2020 Adopted	2021 Proposed
00100 - General Fund	10,783,893	24,652,100	11,184,413
00164 - Unrestricted Cumulative Reserve Fund	-	500,000	-
12200 - Short-Term Rental Tax Fund	-	5,000,000	1,859,500
30010 - REET I Capital Fund	546,906	571,108	593,159
Budget Totals for OPCD	11,330,798	30,723,208	13,637,072

Office of Planning and Community Development

Appropriations by Budget Summary Level and Program

OPCD - BO-PC-X2P00 - Planning and Community Development

The purpose of the Planning and Community Development Budget Summary Level is to manage a collaborative vision for planning that advances equitable development and creates great places in the City of Seattle that is consistent with Seattle's Comprehensive Plan, and to inform and guide growth related decisions for future development.

Program Expenditures	2019 Actuals	2020 Adopted	2021 Proposed
Planning	10,268,767	29,543,063	6,840,496
Planning Commission Management	515,126	609,037	638,469
Total	10,783,893	30,152,100	7,478,965
Full-time Equivalents Total*	40.50	41.50	37.50

**FTE totals are provided for informational purposes only. Changes in FTEs resulting from City Council or Human Resources Director actions outside of the budget process may not be detailed here*

The following information summarizes the programs in Planning and Community Development Budget Summary Level:

Planning

The purpose of the Planning Program is to manage a coordinated vision for growth and development in the City of Seattle that is consistent with Seattle's Comprehensive Plan, and to inform and guide growth related decisions for future development.

Expenditures/FTE	2019 Actuals	2020 Adopted	2021 Proposed
Planning	10,268,767	29,543,063	6,840,496
Full Time Equivalents Total	37.50	38.50	34.50

Planning Commission Management

The purpose of the Planning Commission is to advise the Mayor, the City Council and City departments on broad planning goals, policies and plans for the physical development of the city. The commission also provides independent analysis and promotes issues vital to livability.

Expenditures/FTE	2019 Actuals	2020 Adopted	2021 Proposed
Planning Commission Management	515,126	609,037	638,469
Full Time Equivalents Total	3.00	3.00	3.00

Office of Planning and Community Development

OPCD - BO-PC-X2P10 - Design Commission

The purpose of the Design Commission Budget Summary Level is to give advice to the Mayor, City Council, and City Departments, concerning City-funded Capital Improvement Projects, projects that seek long-term use of the right-of-way, or major transportation projects.

Program Expenditures	2019 Actuals	2020 Adopted	2021 Proposed
Design Commission	546,906	571,108	593,159
Total	546,906	571,108	593,159
Full-time Equivalents Total*	3.50	3.50	3.50

**FTE totals are provided for informational purposes only. Changes in FTEs resulting from City Council or Human Resources Director actions outside of the budget process may not be detailed here*

OPCD - BO-PC-X2P40 - Equitable Development Initiative

The purpose of the Equitable Development Initiative Budget Summary Level is to foster community leadership and support organizations that promote equitable access to housing, jobs, education, parks, cultural expression, healthy food, and other community needs and amenities. The goal of the Equitable Development Initiative is to address displacement and the unequal distribution of opportunities in order to sustain a diverse Seattle.

Program Expenditures	2019 Actuals	2020 Adopted	2021 Proposed
Equitable Development Initiative	-	-	5,564,948
Total	-	-	5,564,948

**FTE totals are provided for informational purposes only. Changes in FTEs resulting from City Council or Human Resources Director actions outside of the budget process may not be detailed here*

Community Police Commission

Brandy Grant, Interim Executive Director

(206) 256-5545

<http://www.seattle.gov/policecommission/>

Department Overview

The Office of the Community Police Commission (CPC) is the administrative and policy support entity of the Community Police Commission. The CPC is charged with providing community oversight and input on the police reform efforts that are the subject of a Settlement Agreement between the City and the U.S. Department of Justice regarding police practices. Membership of the CPC was modified in 2017 through legislation addressing changes in civilian oversight of the police ([Ordinance 125315](#)). A 21-member board appointed by the Mayor, the City Council and the Community Police Commission governs the CPC. Each commissioner serves a three-year term.

The CPC provides an independent forum for dialogue and widespread input on the reform efforts embodied in the Settlement Agreement and Memorandum of Understanding established by the Department of Justice. Ongoing community input is a critical component of achieving and maintaining effective and constitutional policing.

The CPC leverages the ideas, talent, experience and expertise of the people of Seattle to ensure police services:

- fully comply with the Constitution of the United States;
- ensure public and officer safety; and
- promote public confidence in the Seattle Police Department and its officers.

In 2017, the CPC's role was further refined through legislation addressing changes in the civilian oversight of the police ([Ordinance 125315](#)). The CPC is still charged with fulfilling and prioritizing the responsibilities as specified under the Consent Decree and Memorandum of Understanding and its role now includes:

- reviewing and providing input to many city partners on the police accountability system, police services and the Seattle Police Department's policies and practices;
- engaging in community outreach to obtain the perspectives of the community on police-community relations, the police accountability system, police services, policies and practices and providing that input to other City departments;
- maintaining connections with representatives of disenfranchised communities and community groups; and
- advocating for reforms to state law that will enhance public trust and confidence in policing and the criminal justice system.

Budget Snapshot

	2019 Actuals	2020 Adopted	2021 Proposed
Department Support			
General Fund Support	1,545,691	1,847,285	1,712,564
Total Operations	1,545,691	1,847,285	1,712,564
Total Appropriations	1,545,691	1,847,285	1,712,564
Full-Time Equivalents Total*	9.00	9.00	9.00

** FTE totals are provided for informational purposes only. Changes in FTEs resulting from City Council or Human Resources Director actions outside of the budget process may not be detailed here*

Community Police Commission

Budget Overview

The Community Police Commission (CPC) staffing was expanded in 2017 to meet the increased role described in the Police Accountability Ordinance. The 2021 Proposed Budget for the CPC includes salary adjustments for positions that were added and/or reclassified as part of that transition. The budget was also adjusted for minor Citywide technical changes which are described below. Funding is reserved in the City Attorney's office's proposed budget for future external legal fees, estimated at \$80,000, as determined by CPC leadership.

In 2021, the City Budget Office will be undertaking a study to examine opportunities for shared coordination of resources across the three police accountability entities, the Community Police Commission, the Office of the Inspector General and the Office of Police Accountability. This study will make recommendations regarding coordination of community engagement, communications, administrative support (e.g. accounting, human resources) or other functions. The recommendations could lead to budget or operational efficiencies but will ensure the independence of each entity.

Incremental Budget Changes

Community Police Commission

	Dollars	FTE
2020 Adopted Budget	1,847,285	9.00
Proposed Operating		
Increase salary and benefits for reclassification of positions	108,751	-
Proposed Technical		
Adjustment for One-Time Budget Changes	(280,000)	-
Citywide Adjustments for Standard Cost Changes	29,464	-
Baseline Adjustments for Personnel Costs	7,064	-
Total Incremental Changes	\$(134,721)	-
Total 2021 Proposed Budget	\$1,712,564	9.00

Description of Incremental Budget Changes

Proposed Operating

Increase salary and benefits for reclassification of positions

Expenditures	\$108,751
Position Allocation	-

This change increases the salary and related fringe benefits for the reclassification of positions that CPC has done over the last three years. The following changes were made:

- Strategic Advisor 2, Exempt to an Executive 3
- Strategic Advisor 1, Exempt to a Strategic Advisor 2, Exempt

Community Police Commission

- Public Relations, Sr to a Strategic Advisor 1, Exempt
- Planning and Development, Supervising to a Strategic Advisor 1, Exempt

Proposed Technical

Adjustment for One-Time Budget Changes

Expenditures \$(280,000)

This item includes budget adjustments for one-time changes in the 2020 Adopted Budget including external legal fees and funding for CPC's 2020 workplan items including a strategic plan, an executive search, a complainant appeals task force and organizational development.

Citywide Adjustments for Standard Cost Changes

Expenditures \$29,464

Citywide technical adjustments made in the baseline phase reflect changes to internal services costs, including rates from the Department of Finance & Administrative Services, Seattle Information Technology Department, Seattle Department of Human Resources, and for healthcare, retirement and industrial insurance charges for the department. These adjustments reflect initial assumptions about these costs and inflators early in the budget process.

Baseline Adjustments for Personnel Costs

Expenditures \$7,064

This centrally administered change adjusts appropriations to reflect an annual wage increase, as outlined in the agreements between the City and the Coalition of Unions, for personnel costs included in this department's baseline budget. This includes increases to salary, FICA, Medicare, family medical leave, retirement, overtime and temporary labor. There is no increase assumed from 2021 to 2022. This does not include a 2021 salary increase for non-represented Executives, Managers and Strategic Advisors.

Expenditure Overview

Appropriations	2019 Actuals	2020 Adopted	2021 Proposed
CPC - BO-CP-X1P00 - Office of the Community Police Commission			
00100 - General Fund	1,545,691	1,847,285	1,712,564
Total for BSL: BO-CP-X1P00	1,545,691	1,847,285	1,712,564
Department Total	1,545,691	1,847,285	1,712,564
Department Full-Time Equivalents Total*	9.00	9.00	9.00

** FTE totals are provided for informational purposes only. Changes in FTEs resulting from City Council or Human Resources Director actions outside of the budget process may not be detailed here*

Community Police Commission

Budget Summary by Fund Community Police Commission

	2019 Actuals	2020 Adopted	2021 Proposed
00100 - General Fund	1,545,691	1,847,285	1,712,564
Budget Totals for CPC	1,545,691	1,847,285	1,712,564

Appropriations by Budget Summary Level and Program

CPC - BO-CP-X1P00 - Office of the Community Police Commission

The purpose of the Office of the Community Police Commission Budget Summary Level is to leverage the ideas, talents, experience, and expertise of the community to provide ongoing community input into the development of the Seattle Police Department reforms, the establishment of police priorities, and facilitation of police/community relationships necessary to promote public safety.

Program Expenditures	2019 Actuals	2020 Adopted	2021 Proposed
Office of the Community Police	1,545,691	1,847,285	1,712,564
Total	1,545,691	1,847,285	1,712,564
Full-time Equivalents Total*	9.00	9.00	9.00

**FTE totals are provided for informational purposes only. Changes in FTEs resulting from City Council or Human Resources Director actions outside of the budget process may not be detailed here*

Office of Emergency Management

Laurel Nelson, Interim Director

(206) 233-5076

<https://www.seattle.gov/emergency-management>

Department Overview

The Office of Emergency Management (OEM) is responsible for the city-wide emergency management program. The mission of OEM is, “We partner with the community to prepare for, respond to, mitigate the impacts of, and recover from disasters.” This office has the city-wide responsibility to:

- maintain and manage the Emergency Operations Center (EOC) to ensure overall unity of effort when responding to disasters,
- manage the City’s activities related to emergency planning, preparedness, mitigation, response, and recovery operations,
- administer trainings and exercises that prepares City responders, volunteers, and the public to respond and recover from disasters, and
- seek and administer post disaster recovery costs and pre-disaster mitigation grants.

OEM also focuses substantial effort in preparing the community for disaster through public education, capability-building with community organizations, vulnerable population outreach, limited English proficiency, low income and immigrant and refugee communities. Utilizing partnerships and grant funding, OEM garners additional staffing resource support using volunteers who deliver preparedness programs, stipend paid Community Safety Ambassadors who speak multiple languages reaching Seattle’s diverse neighborhoods, and interns hired to assist with special projects.

The dedicated staff of OEM ensure the City meets the national and international Emergency Management Accreditation Program (EMAP) standards and compliance with RCW 38.52 and WAC 118. Those standards and codes require that a program effectively carry out several functions (Planning, Operations, Mitigation & Recovery, Communications, Alert and Warning, Hazard Analysis, Training & Exercises, and Community Education & Outreach) to ensure a comprehensive emergency management program. OEM maintains plans as required by City codes including the Comprehensive Emergency Management Plan, Continuity of Government, Continuity of Operations Plans, and the City’s Hazard Mitigation Plan. The Mitigation Plan keeps the City eligible for millions of dollars in federal hazard mitigation grants and staff assist in the recouping of millions of dollars in federal public assistance funds following any Federally declared disaster.

OEM personnel ensure that the EOC and those who staff it, are ready and prepared to coordinate disaster response and recovery efforts at any time. EOC operations focus on coordination of action plans, information, and any needed resources through a unity of effort. The EOC also assists elected officials and high-level managers in critical, policy-level decision making. The Mayor has the responsibility and authority through a proclamation of local emergency and certain emergency powers to use all City resources to address conditions of emergency. Pre-EOC operations are managed through the OEM’s Staff Duty Officer (SDO) program which provides a 24/7 point of contact in case of emergency for departments, agencies, Mayor, Department Directors, Council members or other stakeholders. SDOs monitor and assist in dozens of incidents every year.

There are three key groups that provide guidance and direction to the emergency management program: Disaster Management Committee, Strategic Work Group, and Emergency Executive Board. OEM engages in hundreds of interactions with various agencies every year to maintain mutual proficiency in response and recovery; for example partnerships with colleges, universities, schools both public and private, healthcare facilities, the Coast Guard, Army and Navy, Pacific Northwest National Laboratory, businesses, non-profits such as the American Red Cross, and agencies with whom the City has emergency preparedness partnerships such as Airbnb. OEM also works closely with dedicated emergency management staff housed in several departments (Human Services Department, Finance &

Office of Emergency Management

Administrative Services, Department of Transportation, Parks & Recreation Department, Fire Department, Public Utilities, and City Light).

Budget Snapshot

	2019 Actuals	2020 Adopted	2021 Proposed
Department Support			
General Fund Support	-	-	2,483,750
Total Operations	-	-	2,483,750
Total Appropriations	-	-	2,483,750
 Full-Time Equivalents Total*	 -	 -	 15.00

* FTE totals are provided for informational purposes only. Changes in FTEs resulting from City Council or Human Resources Director actions outside of the budget process may not be detailed here

Budget Overview

The 2021 Proposed Budget establishes a budget and staffing for the new Office of Emergency Management's first year of operation. The budget provides the foundation for staff and resources to carry out the office's mission as described above in the department overview. The proposed budget moves 14 full-time positions from the Seattle Police Department to the newly independent OEM: one position will serve as the OEM director, who will develop and manage all functions and responsibilities of the OEM, a deputy director, six coordinators to manage specific lines of work, and one manager to oversee two coordinators and two training specialists. Additionally, the department will have two staff for administrative support to department staff. One position has been added to OEM to assist in administrative and grant management. This transfer brings the department in line with Emergency Management Accreditation Program (EMAP) national best practices. As a standalone department, OEM will have direct access and oversight from the executive.

In addition to staffing, the proposed budget provides OEM with budget to receive internal services from the Seattle Department of Human Resources, Finance and Administrative Services, and the Seattle Information Technology Department. This transfer is not otherwise intended to change the mission and operations of OEM. For the 2022 Proposed Budget, the City Budget Office will work with the new department, SPD and the shared services departments (SDHR, FAS and IT) to ensure that allocated rates are appropriately assigned.

Office of Emergency Management

Incremental Budget Changes

Office of Emergency Management

	2021 Budget	FTE
Total 2020 Adopted Budget	-	-
Proposed Operating		
Creation of the Office of Emergency Management	2,483,750	15.00
Total Incremental Changes	\$2,483,750	15.00
Total 2021 Proposed Budget	\$2,483,750	15.00

Description of Incremental Budget Changes

Proposed Operating

Creation of the Office of Emergency Management

Expenditures	\$2,483,750
Position Allocation	15.00

This item transfers the Office of Emergency Management (OEM) from the Seattle Police Department to a new, independent department. It includes all budget, personnel costs associated with the unit. The transfer also adds one position to assist in administrative and grant management. The City Budget Office will work with OEM, SPD and the shared services departments (SDHR, FAS and IT) to ensure that allocated rates are appropriately assigned in 2022.

Expenditure Overview

	2019 Actuals	2020 Adopted	2021 Proposed
Appropriations			
OEM - BO-EP-10000 - Office of Emergency Management			
00100 - General Fund	-	-	2,483,750
Total for BSL: BO-EP-10000	-	-	2,483,750
Department Total	-	-	2,483,750
Department Full-Time Equivalents Total*	-	-	15.00

** FTE totals are provided for informational purposes only. Changes in FTEs resulting from City Council or Human Resources Director actions outside of the budget process may not be detailed here*

Office of Emergency Management

Budget Summary by Fund Office of Emergency Management

	2019 Actuals	2020 Adopted	2021 Proposed
00100 - General Fund	-	-	2,483,750
Budget Totals for OEM	-	-	2,483,750

Appropriations by Budget Summary Level and Program

OEM - BO-EP-10000 - Office of Emergency Management

The purpose of the Office of Emergency Management Budget Summary Level is to manage citywide emergency planning, hazard mitigation, disaster response and recovery coordination, community preparedness, and internal and external partnership building.

Program Expenditures	2019 Actuals	2020 Adopted	2021 Proposed
Office of Emergency Management	-	-	2,483,750
Total	-	-	2,483,750
Full-time Equivalents Total*	-	-	15.00

**FTE totals are provided for informational purposes only. Changes in FTEs resulting from City Council or Human Resources Director actions outside of the budget process may not be detailed here*

Seattle Fire Department

Harold D Scoggins, Fire Chief

(206) 386-1400

www.seattle.gov/fire

Department Overview

The Seattle Fire Department (SFD) provides fire protection and prevention, technical rescue and emergency medical services for the City of Seattle. It deploys engine companies, ladder companies, aid and medic units and fireboats to mitigate the loss of life and property resulting from fires, medical emergencies and other disasters. SFD maintains 33 fire stations that are strategically located within six battalions to provide optimal response times to emergencies. Each battalion serves specific geographic areas in the city: the downtown/Central Area, north and northeast Seattle, northwest Seattle, south and southeast Seattle and West Seattle.

SFD has a strong record on prevention of fires. Seattle has fewer fires than the national average and of other cities with similar population size. Seattle averages 0.83 fires annually per 1,000 residents, which is lower than the national average of 4.0. Over the past five years, the average number of total structure fires per year in Seattle has been 647. Total fire dollar loss averaged \$22.9 million per year.

SFD provides emergency medical responses, which account for approximately 80% of all fire emergency calls in Seattle. In order to respond to the emergency medical demand, all Seattle firefighters are trained as emergency medical technicians (EMTs) to provide basic emergency medical care, or basic life support. SFD staffs seven medic units each with two firefighter-trained paramedics to provide more advanced medical care or advanced life support. Additionally, the department has five full-time and two peak-time aid units staffed by firefighters to provide basic life support citywide.

In 2016, SFD implemented the Low Acuity Alarm Program to reduce non-emergency calls to the 911 system and to provide improved service and care to individuals with non-emergent needs. In 2019, the program was renamed Mobile Integrated Health to better reflect its work, which now includes the Health One multidisciplinary response team of firefighters and case managers. Health One launched in 2019 to respond to individuals immediately in their moment of need and help them navigate the situation - whether they need medical care, mental health care, shelter, or other social services. Currently, core activities of Mobile Integrated Health are high utilizer intervention (individuals and locations), low acuity data and trend analysis, establishment of referral partnerships and alternate treatment/transportation development.

The department also has marine, hazardous materials, high-angle, tunnel and confined-space rescue teams. In addition, SFD officers and firefighters are members of local and national disaster response teams such as the Federal Emergency Management Agency (FEMA)'s Urban Search and Rescue Task Force and wild land firefighting. SFD's fire prevention efforts include fire code enforcement, building inspections, plan reviews of fire and life safety systems, public education and fire safety programs, regulation of hazardous materials storage and processes and regulation of places of public assembly and public events to ensure life safety.

Seattle Fire Department

Budget Snapshot

	2019 Actuals	2020 Adopted	2021 Proposed
Department Support			
General Fund Support	226,414,651	223,942,630	246,627,689
Other Funding - Operating	367,706	-	-
Total Operations	226,782,357	223,942,630	246,627,689
Total Appropriations	226,782,357	223,942,630	246,627,689
Full-Time Equivalents Total*	1,167.05	1,168.55	1,170.35

* FTE totals are provided for informational purposes only. Changes in FTEs resulting from City Council or Human Resources Director actions outside of the budget process may not be detailed here

Budget Overview

To help the City manage the revenue losses caused by the COVID-19 crisis, the 2021 Proposed Budget includes reductions to SFD in areas that are seeing lower activity due to the public health measures taken to fight the pandemic and the economic recession, such as events staffing and construction inspections and permitting. The Proposed Budget also finds savings by reducing administrative staffing, deferring recruit testing for one year, and temporarily reducing the size of the annual recruit class from 60 to 40.

At the same time, the Proposed Budget increases SFD's Operations budget to maintain the upstaffing response to the West Seattle Bridge closure and to expand the Health One program with a second team. Staffing an additional Medic unit and Ladder truck in West Seattle is needed to maintain life-saving response times while the bridge is closed. The Health One program connects people who do not require emergency intervention or hospitalization, called low-acuity calls, to appropriate services while preserving emergency response capacity for true emergencies. Health One will play an important role in the City's 911 call response program as Seattle reimagines its policing. The existing Health One team, piloted starting in Fall 2019, has been handling low-acuity calls primarily in the Pioneer Square and Downtown core areas. But this service is also needed in other parts of the city, most notably in South Seattle, and during more hours of the day. As the City considers options for how to handle 911 calls that do not require a sworn officer response, Health One will be a key alternative response.

For details on the changes to SFD's budget, see the Incremental Budget Changes section below.

Seattle Fire Department

Incremental Budget Changes

Seattle Fire Department

	2021 Budget	FTE
Total 2020 Adopted Budget	223,942,630	1168.55
Baseline		
Revenue Update	-	-
SFD Baseline Adjustment	15,275,061	-
Adjustment for One-Time Budget Changes	(600,000)	-
Baseline Adjustments for Personnel Costs	3,219,614	-
Proposed Operating		
West Seattle Bridge Closure SFD Resource Additions	4,199,618	-
Expand Health One	575,000	-
Abrogate Recruitment & Employee Development position	(171,137)	(1.00)
Abrogate Training & Education Coordinator Asst	(101,326)	(1.00)
Defer Entry Level FF Exams	(219,492)	-
Fire Prevention Division Administrative Support	(142,307)	(1.20)
Fire Prevention Division Construction Inspection Staffing	(135,262)	-
Fire Prevention Division Plan Review Staffing	(147,108)	-
Fire Prevention Division Special Events Staffing	(155,242)	-
Program and Event Services OT Reductions	(1,492,745)	-
Reduce Finance Staffing	(149,828)	(1.50)
Reduce Funding For 20 FF Recruits	(1,345,825)	-
Restructure Training Program	-	6.50
Proposed Technical		
Citywide Adjustments for Standard Cost Changes	4,076,038	-
Total Incremental Changes	\$22,685,059	1.80
Total 2021 Proposed Budget	\$246,627,689	1170.35

Description of Incremental Budget Changes

Baseline

Revenue Update

Revenues \$(968,114)

This change reflects updates to baseline revenues from the August revenue forecast.

Seattle Fire Department

SFD Baseline Adjustment

Expenditures \$15,275,061

This item makes baseline adjustments for personnel costs, including firefighter pay increases that were negotiated separately from the coalition of unions.

Adjustment for One-Time Budget Changes

Expenditures \$(600,000)

This item includes budget adjustments for one-time changes in the 2020 Adopted Budget: \$600,000 for a 9-recruit augmentation to the annual recruit class size.

Baseline Adjustments for Personnel Costs

Expenditures \$3,219,614

This centrally administered change adjusts appropriations to reflect an annual wage increase, as outlined in the agreements between the City and the Coalition of Unions, for personnel costs included in this department's baseline budget. This includes increases to salary, FICA, Medicare, family medical leave, retirement, overtime and temporary labor. There is no increase assumed from 2021 to 2022. This does not include a 2021 salary increase for non-represented Executives, Managers and Strategic Advisors.

Proposed Operating

West Seattle Bridge Closure SFD Resource Additions

Expenditures \$4,199,618

This item adds funding to continue staffing the additional Ladder Truck and Medic Unit that were added in 2020 to provide fire, rescue, and emergency medical services in West Seattle to mitigate the impacts to response times due to the West Seattle Bridge closure.

Expand Health One

Expenditures \$575,000

This item funds an expansion of the Health One program. These funds will support a second team of two firefighters and one case manager to respond to EMS calls that do not require emergency department transportation (low-acuity calls), to divert patients to appropriate destinations. A second team will enable the program to fully cover core operating hours during weekdays when critical partner services are open, and grow geographic coverage beyond Pioneer Square and Downtown to Ballard, the U-District, and South Seattle.

Abrogate Recruitment & Employee Development position

Expenditures \$(171,137)

Position Allocation (1.00)

This item eliminates a vacant 1.0 FTE Strategic Advisor position in the Human Resources Division. This position was added in 2019 to allow for both an embedded recruitment effort and deep understanding of the Department culture in addressing barriers to professional development. The deep budget shortfall and need for savings require reducing this position, but this work will be redistributed and continue to be done by existing staff and the Employee Development Committee. SFD will request this position again when the budget allows it.

Seattle Fire Department

Abrogate Training & Education Coordinator Asst

Expenditures	\$(101,326)
Position Allocation	(1.00)

The item eliminates the administrative position that coordinates SFD's Cardiopulmonary Resuscitation (CPR) and Automated External Defibrillator (AED) classes (the Medic 2 program). This position schedules all community and public and private school CPR/AED classes; recruits instructors and coordinates their training and certification; schedules instructors to teach; prepares all of the required documents for SFD to teach CPR/AED; advertises classes and conducts outreach to Seattle's underserved populations to increase access to CPR training; maintains equipment and orders supplies; tracks program statistics. To sustain the program, the work will be reallocated to several non-represented strategic advisors and one represented (Local 17) administrative staff member. The program will be within the Public Affairs division, where the Medic 2 program is managed, and will not impact delivery of the program.

Defer Entry Level FF Exams

Expenditures	\$(219,492)
--------------	-------------

This item reduces overtime funding associated with administering firefighter written exams. This reduction defers the application period and entry level firefighter written exam by one year. This will result in a one-year deferral of the entry level firefighter oral exam as well.

Fire Prevention Division Administrative Support

Expenditures	\$(142,307)
Position Allocation	(1.20)

This item eliminates two administrative positions (1.5 FTE) and increases a permit technician position's time from 0.5 FTE to 0.8 FTE in the Fire Prevention Division (FPD). FPD will modify its service counter delivery model and rebalance essential administrative duties among its staff. The service counter will be staffed roughly 20 hours a week. Essential duties include federally required reporting and compliance, code complaints, Executive support, and facilities/phone/training coordination. Impact on external customers will be partially mitigated by increasing support offered through email and online services and essential administrative support functions for division will be absorbed by other staff.

Fire Prevention Division Construction Inspection Staffing

Expenditures	\$(135,262)
--------------	-------------

This item eliminates funding for one Firefighter-Prevention Inspector position in the Fire Prevention Division. Due to the reduction in construction-related fee revenue and workload during the pandemic and anticipated economic slowdown, this staffing adjustment is anticipated to align staffing with workload in 2021.

Fire Prevention Division Plan Review Staffing

Expenditures	\$(147,108)
--------------	-------------

This item eliminates funding for one Fire Protection Engineer position in the Fire Prevention Division. Due to the reduction in construction-related fee revenue and workload during the pandemic and anticipated economic slowdown, this staffing adjustment is anticipated to align staffing with workload during 2021.

Fire Prevention Division Special Events Staffing

Expenditures	\$(155,242)
--------------	-------------

Seattle Fire Department

This item eliminates funding for one Fire Lieutenant-Prevention Inspector position in the Fire Prevention Division in recognition that special events have been substantially altered by the pandemic and may not fully recover until such time as a treatment and vaccine are readily available.

Program and Event Services OT Reductions

Expenditures	\$(1,492,745)
--------------	---------------

Special events have been substantially reduced due to the pandemic and may not fully recover until such time as a treatment and vaccine are readily available. This item enacts a one-time 50% reduction in overtime upstaffing costs (\$915,028) for emergency medical, fire guard, and other fire protection services at special events. In addition, this item reduces spending (\$234,025 ongoing) pertaining to facility/fleet maintenance, travel/training and consultant services. Finally, this item reduces \$343,692 (ongoing) in discretionary overtime spending across the organization, including that related to backfilling for firefighters away for travel/training.

Reduce Finance Staffing

Expenditures	\$(149,828)
Position Allocation	(1.50)

This item eliminates 1.0 FTE Accounting Technician II position in the Payroll Unit and 0.50 FTE Accounting Technician II position in the Accounting section. SFD is implementing a new work, schedule, and time-keeping system that will automate payroll processes and therefore reduce the need for a payroll position. This new system will also create the capacity to absorb Fire Prevention citations and billings work that will be re-allocated from the abrogated part-time accounting position.

Reduce Funding For 20 FF Recruits

Expenditures	\$(1,345,825)
--------------	---------------

This item reduces funding for pre-employment testing, recruitment, salaries/benefits, personal protective equipment, and other operating costs associated with 20 firefighter recruits on a one-time basis. This change reduces the annual recruit class size from 60 recruits to 40.

Restructure Training Program

Expenditures	-
Position Allocation	6.50

Due to staffing levels, SFD has historically used budgeted overtime dollars to supplement required training. This item reallocates a percentage of budgeted overtime dollars to add additional employees to SFD's Training Division. A Battalion Chief, four Firefighters, one Administrative Specialist I, and a 0.5 FTE increase to an existing Administrative Specialist III will be added. Staffing regular positions assigned to the Training Division instead of rotating different staff members through with overtime will allow a more efficient and effective model for instruction delivery without increasing SFD's budget.

Seattle Fire Department

Proposed Technical

Citywide Adjustments for Standard Cost Changes

Expenditures	\$4,076,038
--------------	-------------

Citywide technical adjustments made in the baseline phase reflect changes to internal services costs, including rates from the Department of Finance & Administrative Services, Seattle Information Technology Department, Seattle Department of Human Resources, and for healthcare, retirement and industrial insurance charges for the department. These adjustments reflect initial assumptions about these costs and inflators early in the budget process.

Seattle Fire Department

Expenditure Overview

	2019 Actuals	2020 Adopted	2021 Proposed
Appropriations			
SFD - BO-FD-F1000 - Leadership and Administration			
00100 - General Fund	40,331,771	40,579,642	39,938,174
15160 - SFD - CPR Training Medic II	8,525	-	-
Total for BSL: BO-FD-F1000	40,340,295	40,579,642	39,938,174
SFD - BO-FD-F3000 - Operations			
00100 - General Fund	176,415,210	172,999,192	195,953,571
15170 - SFD - Medic I Program Donation	343,958	-	-
15200 - SFD - Fire & Hazard Mitigation	13,884	-	-
Total for BSL: BO-FD-F3000	176,773,051	172,999,192	195,953,571
SFD - BO-FD-F5000 - Fire Prevention			
00100 - General Fund	9,667,670	10,363,796	10,735,944
15170 - SFD - Medic I Program Donation	1,340	-	-
Total for BSL: BO-FD-F5000	9,669,011	10,363,796	10,735,944
Department Total	226,782,357	223,942,630	246,627,689
Department Full-Time Equivalents Total*	1,167.05	1,168.55	1,170.35

* FTE totals are provided for informational purposes only. Changes in FTEs resulting from City Council or Human Resources Director actions outside of the budget process may not be detailed here

Budget Summary by Fund Seattle Fire Department

	2019 Actuals	2020 Adopted	2021 Proposed
00100 - General Fund	226,414,651	223,942,630	246,627,689
15160 - SFD - CPR Training Medic II	8,525	-	-
15170 - SFD - Medic I Program Donation	345,298	-	-
15200 - SFD - Fire & Hazard Mitigation	13,884	-	-
Budget Totals for SFD	226,782,357	223,942,630	246,627,689

Seattle Fire Department

Appropriations by Budget Summary Level and Program

SFD - BO-FD-F1000 - Leadership and Administration

The purpose of the Leadership and Administration Budget Summary Level is to provide strategy and policy, public outreach and education, information and personnel management, recruitment and training of uniformed staff; allocate and manage available resources; and provide logistical support needed to achieve the Department's mission.

Program Expenditures	2019 Actuals	2020 Adopted	2021 Proposed
Citywide Indirect Costs	27,436,838	27,484,410	26,761,601
Departmental Indirect Costs	12,896,677	13,095,232	13,176,573
Pooled Benefits	6,780	-	-
Total	40,340,295	40,579,642	39,938,174
Full-time Equivalents Total*	60.00	60.50	63.50

**FTE totals are provided for informational purposes only. Changes in FTEs resulting from City Council or Human Resources Director actions outside of the budget process may not be detailed here*

The following information summarizes the programs in Leadership and Administration Budget Summary Level:

Citywide Indirect Costs

Expenditures/FTE	2019 Actuals	2020 Adopted	2021 Proposed
Citywide Indirect Costs	27,436,838	27,484,410	26,761,601

Departmental Indirect Costs

Expenditures/FTE	2019 Actuals	2020 Adopted	2021 Proposed
Departmental Indirect Costs	12,896,677	13,095,232	13,176,573
Full Time Equivalents Total	60.00	60.50	63.50

Pooled Benefits

Expenditures/FTE	2019 Actuals	2020 Adopted	2021 Proposed
Pooled Benefits	6,780	-	-

Seattle Fire Department

SFD - BO-FD-F3000 - Operations

The purpose of the Operations Budget Summary Level is to provide emergency and disaster response capabilities for fire suppression, emergency medical needs, hazardous materials, weapons of mass destruction, and search and rescue. In addition, reduce injuries by identifying and changing practices that place firefighters at greater risk and provide communication services.

Program Expenditures	2019 Actuals	2020 Adopted	2021 Proposed
Battalion 2	24,086,491	28,622,069	32,780,379
Battalion 3 Medic One	15,058,291	13,800,973	16,331,702
Battalion 4	25,104,775	27,789,372	30,809,669
Battalion 5	25,242,840	26,215,032	29,306,272
Battalion 6	23,540,817	24,572,992	26,654,968
Battalion 7	24,268,220	21,932,565	23,700,459
Communications	5,713,791	5,201,055	6,472,774
Office of the Operations Chief	6,835,098	7,452,309	8,742,050
Operations Activities	24,983,571	16,020,864	19,615,271
Safety and Risk Management	1,939,157	1,391,961	1,540,027
Total	176,773,051	172,999,192	195,953,571
Full-time Equivalents Total*	1,043.05	1,044.05	1,044.05

**FTE totals are provided for informational purposes only. Changes in FTEs resulting from City Council or Human Resources Director actions outside of the budget process may not be detailed here*

The following information summarizes the programs in Operations Budget Summary Level:

Battalion 2

Expenditures/FTE	2019 Actuals	2020 Adopted	2021 Proposed
Battalion 2	24,086,491	28,622,069	32,780,379
Full Time Equivalents Total	205.45	205.45	205.45

Battalion 3 Medic One

Expenditures/FTE	2019 Actuals	2020 Adopted	2021 Proposed
Battalion 3 Medic One	15,058,291	13,800,973	16,331,702
Full Time Equivalents Total	82.00	82.00	82.00

Battalion 4

Seattle Fire Department

	2019 Actuals	2020 Adopted	2021 Proposed
Expenditures/FTE			
Battalion 4	25,104,775	27,789,372	30,809,669
Full Time Equivalents Total	199.45	199.45	199.45

Battalion 5

	2019 Actuals	2020 Adopted	2021 Proposed
Expenditures/FTE			
Battalion 5	25,242,840	26,215,032	29,306,272
Full Time Equivalents Total	185.45	185.45	185.45

Battalion 6

	2019 Actuals	2020 Adopted	2021 Proposed
Expenditures/FTE			
Battalion 6	23,540,817	24,572,992	26,654,968
Full Time Equivalents Total	169.45	169.45	169.45

Battalion 7

	2019 Actuals	2020 Adopted	2021 Proposed
Expenditures/FTE			
Battalion 7	24,268,220	21,932,565	23,700,459
Full Time Equivalents Total	148.45	148.45	148.45

Communications

	2019 Actuals	2020 Adopted	2021 Proposed
Expenditures/FTE			
Communications	5,713,791	5,201,055	6,472,774
Full Time Equivalents Total	35.80	35.80	35.80

Office of the Operations Chief

	2019 Actuals	2020 Adopted	2021 Proposed
Expenditures/FTE			
Office of the Operations Chief	6,835,098	7,452,309	8,742,050

Seattle Fire Department

Full Time Equivalents Total	11.00	12.00	12.00
-----------------------------	-------	-------	-------

Operations Activities

	2019 Actuals	2020 Adopted	2021 Proposed
Expenditures/FTE			
Operations Activities	24,983,571	16,020,864	19,615,271

Safety and Risk Management

	2019 Actuals	2020 Adopted	2021 Proposed
Expenditures/FTE			
Safety and Risk Management	1,939,157	1,391,961	1,540,027
Full Time Equivalents Total	6.00	6.00	6.00

SFD - BO-FD-F5000 - Fire Prevention

The purpose of the Fire Prevention Budget Summary Level is to provide Fire Code enforcement to help prevent injury and loss from fire and other hazards.

	2019 Actuals	2020 Adopted	2021 Proposed
Program Expenditures			
Code Compliance	546,193	553,744	765,973
Fire Investigations	1,363,713	1,462,796	1,637,699
Office of the Fire Marshall	1,518,763	1,656,802	1,549,940
Regulating Construction	3,205,766	3,602,674	3,670,007
Special Events	806,389	623,994	649,171
Special Hazards	2,228,187	2,463,786	2,463,154
Total	9,669,011	10,363,796	10,735,944
Full-time Equivalents Total*	64.00	64.00	62.80

**FTE totals are provided for informational purposes only. Changes in FTEs resulting from City Council or Human Resources Director actions outside of the budget process may not be detailed here*

The following information summarizes the programs in Fire Prevention Budget Summary Level:

Code Compliance

	2019 Actuals	2020 Adopted	2021 Proposed
Expenditures/FTE			
Code Compliance	546,193	553,744	765,973

Seattle Fire Department

Full Time Equivalents Total	4.00	4.00	5.00
-----------------------------	------	------	------

Fire Investigations

	2019 Actuals	2020 Adopted	2021 Proposed
Expenditures/FTE			
Fire Investigations	1,363,713	1,462,796	1,637,699
Full Time Equivalents Total	9.00	9.00	9.00

Office of the Fire Marshall

	2019 Actuals	2020 Adopted	2021 Proposed
Expenditures/FTE			
Office of the Fire Marshall	1,518,763	1,656,802	1,549,940
Full Time Equivalents Total	8.50	8.50	7.00

Regulating Construction

	2019 Actuals	2020 Adopted	2021 Proposed
Expenditures/FTE			
Regulating Construction	3,205,766	3,602,674	3,670,007
Full Time Equivalents Total	22.00	22.00	22.00

Special Events

	2019 Actuals	2020 Adopted	2021 Proposed
Expenditures/FTE			
Special Events	806,389	623,994	649,171
Full Time Equivalents Total	3.00	3.00	4.00

Special Hazards

	2019 Actuals	2020 Adopted	2021 Proposed
Expenditures/FTE			
Special Hazards	2,228,187	2,463,786	2,463,154
Full Time Equivalents Total	17.50	17.50	15.80

Firefighter's Pension

Steve Brown, Executive Secretary

(206) 625-4355

<http://www.seattle.gov/firepension/>

Department Overview

The Firefighters' Pension Fund (FPEN) provides pension and medical benefit services to eligible firefighters, active and retired, and their beneficiaries. FPEN is a closed plan that only covers firefighters who were hired before October 1, 1977. Retiree benefits for firefighters hired more recently are primarily covered through a separate state-managed plan.

Management of firefighter benefits funds transitioned in the 1970s from local to state control. Prior to that time, the City paid into FPEN to provide for firefighter retiree benefits. In March 1970, the state created the Law Enforcement Officers and Fire Fighters Retirement System Plan 1 (LEOFF 1). Seattle firefighters hired between March 1970 and October 1977 enrolled in LEOFF 1, but also received additional benefit coverage through FPEN. As a result, this group of firefighters receives retiree benefits primarily from the state's LEOFF 1 plan, but also any earned increment from the City's FPEN that exceeds LEOFF 1 coverage. Both FPEN and LEOFF 1 closed to new enrollees in October 1977. Firefighters hired after that date enroll in the state's LEOFF 2 plan and do not receive benefits from FPEN.

The Seattle Firefighters' Pension Board is a five-member quasi-judicial body chaired by the Mayor or his/her designee, which formulates policy, rules on disability applications, and provides oversight of the Firefighters' Pension Fund. Four staff employees of the board handle all of its operational functions. Staff positions associated with Firefighters' Pension Fund are not reflected in the City's position list.

The projections of annual pension and medical benefits, which comprise about 97% of the total annual FPEN budget, are based on the forecasts of an independent actuary. The Firefighters' Pension Fund has two statutory funding sources:

- The first is a component of the City's property tax levy. These revenues are placed in the City's General Fund, which funds the Fire Pension Fund's annual budget.
- The second is the state fire insurance premium tax.

These statutory funding sources are in addition to other smaller funding sources that support the Firefighters' Pension Fund obligations.

The Firefighters' Pension Fund includes two funds: the Fire Pension Fund, which pays current pension, medical, and death benefits; and the Actuarial Account, which was established by [Ordinance 117216](#) in 1994 to accumulate a balance sufficient to pay all future pension liabilities of the fund by 2028.

Budget Snapshot

	2019 Actuals	2020 Adopted	2021 Proposed
Department Support			
Other Funding - Operating	17,726,222	21,236,362	21,020,461
Total Operations	17,726,222	21,236,362	21,020,461
Total Appropriations	17,726,222	21,236,362	21,020,461
Full-Time Equivalents Total*	4.00	4.00	4.00

** FTE totals are provided for informational purposes only. Changes in FTEs resulting from City Council or Human Resources Director actions outside of the budget process may not be detailed here*

Firefighter's Pension

Budget Overview

The Firefighters' Pension Fund (FPEN) receives almost all of its revenue from the City's General Fund. FPEN's expenditures pay the legally-mandated pension and medical benefits, including long-term care, to eligible retired firefighters and qualified beneficiaries. Most of FPEN's retirees are represented by either Local 27 (firefighters' union) or Local 2898 (fire chiefs' union) and their total pension benefits are increased annually with a cost of living adjustment (COLA) equal to the negotiated annual wage increases (AWI) for the active union members at the Seattle Fire Department and then offset by benefits paid by the state's LEOFF 1 pension plan which has its own annual growth rate.

In November 2016, Council passed Ordinance 125190 which requires an actuarially determined level payment amount from the City to the FPEN Fund each year to cover pension benefit costs. Any remaining difference between the payment amount and actual pension benefit costs is transferred to the Actuarial Account for FPEN's future pension obligations. The account is invested in a portfolio managed by the Department of Finance and Administrative Services (FAS). The 2021 Proposed Budget assumes an annual rate of return of 5.5% on the investment portfolio and that the returns are continuously reinvested.

The 2021 Proposed Budget is reflective of expected pension and medical benefit costs as well as costs of administration.

Incremental Budget Changes

Firefighter's Pension

	2020 Proposed Budget	FTE
2020 Adopted Budget	21,236,362	4.00
Adjustment for One-Time Budget Changes	-	-
Citywide Adjustments for Standard Cost Changes	3,064	-
Baseline Adjustments for Personnel Costs	18,397	-
Proposed Operating		
Adjustment for pension benefits	(237,362)	-
FPEN Actuarial Account Reset	-	-
Total Incremental Changes	\$(215,901)	-
Total 2021 Proposed Budget	\$21,020,461	4.00

Description of Incremental Budget Changes

Adjustment for One-Time Budget Changes

Revenues \$1,012,064

This item includes budget adjustments for one-time changes in the 2021 Proposed Budget.

Firefighter's Pension

Citywide Adjustments for Standard Cost Changes

Expenditures \$3,064

Citywide technical adjustments made in the baseline phase reflect changes to internal services costs, including rates from the Department of Finance & Administrative Services, Seattle Information Technology Department, Seattle Department of Human Resources, and for healthcare, retirement and industrial insurance charges for the department. These adjustments reflect initial assumptions about these costs and inflators early in the budget process.

Baseline Adjustments for Personnel Costs

Expenditures \$18,397

This centrally administered change adjusts appropriations to reflect an annual wage increase, as outlined in the agreements between the City and the Coalition of Unions, for personnel costs included in this department's baseline budget. This includes increases to salary, FICA, Medicare, family medical leave, retirement, overtime and temporary labor. There is no increase assumed from 2021 to 2022. This does not include a 2021 salary increase for non-represented Executives, Managers and Strategic Advisors.

Proposed Operating

Adjustment for pension benefits

Expenditures \$(237,362)

Revenues \$282,035

This item decreases appropriations for pension payments and medical claims and provides for the use of fund balance to balance resources with appropriations.

FPEN Actuarial Account Reset

Revenues \$(1,510,000)

This item adjusts the transfer revenues into the FPEN Actuarial Fund to the projected 2021 level of \$230,000.

Expenditure Overview

	2019 Actuals	2020 Adopted	2021 Proposed
Appropriations			
FPEN - BO-FP-R2F01 - Firefighters Pension			
61040 - Fireman's Pension Fund	17,726,222	21,236,362	21,020,461
Total for BSL: BO-FP-R2F01	17,726,222	21,236,362	21,020,461
Department Total	17,726,222	21,236,362	21,020,461
Department Full-Time Equivalents Total*	4.00	4.00	4.00

* FTE totals are provided for informational purposes only. Changes in FTEs resulting from City Council or Human Resources Director actions outside of the budget process may not be detailed here

Firefighter's Pension

Budget Summary by Fund Firefighter's Pension

	2019 Actuals	2020 Adopted	2021 Proposed
61040 - Fireman's Pension Fund	17,726,222	21,236,362	21,020,461
Budget Totals for FPEN	17,726,222	21,236,362	21,020,461

Revenue Overview

2021 Estimated Revenues

Account Code	Account Name	2019 Actuals	2020 Adopted	2021 Proposed
335130	Fire Insur Premium Tax	1,152,199	1,161,000	1,161,000
360430	Employr Pnsn Contributions	19,081,309	19,099,362	19,099,362
360900	Miscellaneous Revs-Other Rev	478,064	-	478,064
397010	Operating Transfers In	-	478,064	-
Total Revenues for: 61040 - Fireman's Pension Fund		20,711,572	20,738,426	20,738,426
400000	Use of/Contribution to Fund Balance	-	497,936	282,035
Total Resources for:61040 - Fireman's Pension Fund		20,711,572	21,236,362	21,020,461
360100	Unreald Gns/Losses-Inv Gasb31	-	1,010,000	-
397010	Operating Transfers In	-	500,000	230,000
Total Revenues for: 61050 - Fireman's Pension Actuarial		-	1,510,000	230,000
400000	Use of/Contribution to Fund Balance	-	(1,510,000)	(230,000)
Total Resources for:61050 - Fireman's Pension Actuarial		-	-	-
Total FPEN Resources		20,711,572	21,236,362	21,020,461

Firefighter's Pension

Appropriations by Budget Summary Level and Program

FPEN - BO-FP-R2F01 - Firefighters Pension

The purpose of the Firefighters' Pension Budget Summary Level is to provide benefit services to eligible active and retired firefighters and their lawful beneficiaries.

Program Expenditures	2019 Actuals	2020 Adopted	2021 Proposed
Death Benefits	12,915	19,000	19,000
Leadership and Administration	859,577	889,362	926,461
Long-Term Care	1,364,401	-	-
Medical Benefits	9,394,014	12,500,000	12,250,000
Pensions	6,095,315	7,828,000	7,825,000
Total	17,726,222	21,236,362	21,020,461
Full-time Equivalents Total*	4.00	4.00	4.00

**FTE totals are provided for informational purposes only. Changes in FTEs resulting from City Council or Human Resources Director actions outside of the budget process may not be detailed here*

The following information summarizes the programs in Firefighters Pension Budget Summary Level:

Death Benefits

Expenditures/FTE	2019 Actuals	2020 Adopted	2021 Proposed
Death Benefits	12,915	19,000	19,000

Leadership and Administration

Expenditures/FTE	2019 Actuals	2020 Adopted	2021 Proposed
Leadership and Administration	859,577	889,362	926,461
Full Time Equivalents Total	4.00	4.00	4.00

Long-Term Care

Expenditures/FTE	2019 Actuals	2020 Adopted	2021 Proposed
Long-Term Care	1,364,401	-	-

Firefighter's Pension

Medical Benefits

	2019	2020	2021
Expenditures/FTE	Actuals	Adopted	Proposed
Medical Benefits	9,394,014	12,500,000	12,250,000

Pensions

	2019	2020	2021
Expenditures/FTE	Actuals	Adopted	Proposed
Pensions	6,095,315	7,828,000	7,825,000

Office of Inspector General for Public Safety

Lisa Judge, Inspector General

(206) 684-3663

<http://www.seattle.gov/oig>

Department Overview

The Office of Inspector General for Public Safety (OIG) was established in 2017 via [Ordinance 125315](#). OIG provides oversight of management, practices, and policies of the Seattle Police Department (SPD) and Office of Police Accountability (OPA), monitoring of ongoing fidelity to organizational reforms implemented pursuant to the goals of the 2012 Federal Consent Decree and Memorandum of Understanding, and auditing and review of criminal justice system policies and practices related to policing and other criminal justice matters.

OIG is empowered to help ensure the fairness and integrity of the delivery of law enforcement services and the investigation of allegations of police misconduct. OIG has been established to make systemic recommendations for lasting reform that are intended to reflect the values of Seattle's diverse communities.

Responsibilities of OIG include:

- performing oversight activities that ensure the ongoing integrity of SPD and OPA processes and operations;
- ensuring SPD is meeting its mission to address crime and improve quality of life through the delivery of constitutional, professional, and effective police services that retain the trust, respect, and support of the community;
- conducting risk management reviews and performance audits;
- reviewing misconduct complaint-handling and investigations by OPA;
- evaluating SPD's response to incidents involving death, serious injury, serious use of force, mass demonstrations, serious property or vehicle damage, or other issues of significant public concern to assess the integrity of the process; and
- making recommendations to policymakers for increasing the effectiveness of SPD and related criminal justice system processes.

Budget Snapshot

	2019 Actuals	2020 Adopted	2021 Proposed
Department Support			
General Fund Support	1,700,050	2,648,238	2,914,486
Total Operations	1,700,050	2,648,238	2,914,486
Total Appropriations	1,700,050	2,648,238	2,914,486
Full-Time Equivalents Total*	10.00	13.00	15.00

** FTE totals are provided for informational purposes only. Changes in FTEs resulting from City Council or Human Resources Director actions outside of the budget process may not be detailed here*

Office of Inspector General for Public Safety

Budget Overview

The 2021 Proposed Budget expands OIG's ability to perform community engagement and to bolster administrative operations of the office. Funding and position authority are proposed for a dedicated community engagement specialist, with a focus on helping OIG fulfill its mission to meaningfully apply a racial equity lens to its work. This includes employing racial equity expertise to guide OIG management in the scoping of work projects, as well as helping OIG effectively interface with community in a manner that sets aside institutional assumptions to ensure legitimate, effective community engagement.

The 2021 Proposed Budget increases the capacity of the investigation and audit units by adding one investigator/audit position. Funding is also added for an operations manager. The OIG received position authority for an Operations Manager in the 2020 Adopted Budget and this funding ensures that the administrative funding for OIG can continue.

In 2021, the City Budget Office will be undertaking a study to examine opportunities for shared coordination of resources across the three police accountability entities, the Community Police Commission, the Office of the Inspector General and the Office of Police Accountability. This study will make recommendations regarding coordination of community engagement, communications, administrative support (e.g. accounting, human resources) or other functions. The recommendations could lead to budget or operational efficiencies but will ensure the independence of each entity.

Office of Inspector General for Public Safety

Incremental Budget Changes

Office of Inspector General for Public Safety

	2021 Budget	FTE
Total 2020 Adopted Budget	2,648,238	13.00
Proposed Operating		
Add 1.0 FTE Community Engagement Position	155,095	1.00
Add 1.0 FTE Auditor/Investigator Position	155,095	1.00
Realignment of OIG Budget to Reflect Operational and Administrative Needs	117,440	-
Reduce OIG Budget by 5% in 2021 and 2022	(131,412)	-
Proposed Technical		
Adjustment for One-Time Budget Changes	(100,000)	-
Citywide Adjustments for Standard Cost Changes	70,032	-
Baseline Adjustments for Personnel Costs	-	-
Total Incremental Changes	\$266,249	2.00
Total 2021 Proposed Budget	\$2,914,486	15.00

Description of Incremental Budget Changes

Proposed Operating

Add 1.0 FTE Community Engagement Position

Expenditures	\$155,095
Position Allocation	1.00

This change provides position authority and funding for one Strategic Advisor 1, Exempt position to work as a Community Engagement Specialist.

Add 1.0 FTE Auditor/Investigator Position

Expenditures	\$155,095
Position Allocation	1.00

This change provides position authority and funding for one Strategic Advisor 1, Exempt position to work as an Audit/Investigator. OIG requests this position as a hybrid audit and investigation position to provide flexible staffing to support the workload demands of two major areas of work.

Realignment of OIG Budget to Reflect Operational and Administrative Needs

Expenditures	\$117,440
Position Allocation	-

This change request increases the OIG budget in 2021 by \$118,911. This item aligns the office's budget to better

Office of Inspector General for Public Safety

support the ongoing operational and administrative needs. Funding for a Strategic Advisor 2, Exempt (Operations Manager) is added. This pocket was added in the 2020 Adopted Budget but without ongoing funding. The funded Executive Assistant position is changed to an Administrative Specialist 3.

Reduce OIG Budget by 5% in 2021 and 2022

Expenditures	\$(131,412)
--------------	-------------

This change reduces appropriations for the Office of Inspector General by 5% (\$131,412) in 2021 by reducing the consultant budget. This reduction is taken in order to mitigate the negative effects of the COVID-19 pandemic on the City's overall budget.

Proposed Technical

Adjustment for One-Time Budget Changes

Expenditures	\$(100,000)
--------------	-------------

This item includes budget adjustments for one-time changes in the 2020 Adopted Budget:

Citywide Adjustments for Standard Cost Changes

Expenditures	\$70,032
--------------	----------

Citywide technical adjustments made in the baseline phase reflect changes to internal services costs, including rates from the Department of Finance & Administrative Services, Seattle Information Technology Department, Seattle Department of Human Resources, and for healthcare, retirement and industrial insurance charges for the department. These adjustments reflect initial assumptions about these costs and inflators early in the budget process.

Baseline Adjustments for Personnel Costs

Expenditures	-
--------------	---

This centrally administered change adjusts appropriations to reflect an annual wage increase, as outlined in the agreements between the City and the Coalition of Unions, for personnel costs included in this department's baseline budget. This includes increases to salary, FICA, Medicare, family medical leave, retirement, overtime and temporary labor. There is no increase assumed from 2021 to 2022. This does not include a 2021 salary increase for non-represented Executives, Managers and Strategic Advisors.

Office of Inspector General for Public Safety

Expenditure Overview

	2019 Actuals	2020 Adopted	2021 Proposed
Appropriations			
OIG - BO-IG-1000 - Office of Inspector General for Public Safety			
00100 - General Fund	1,700,050	2,648,238	2,914,486
Total for BSL: BO-IG-1000	1,700,050	2,648,238	2,914,486
Department Total	1,700,050	2,648,238	2,914,486
Department Full-Time Equivalents Total*	10.00	13.00	15.00

* FTE totals are provided for informational purposes only. Changes in FTEs resulting from City Council or Human Resources Director actions outside of the budget process may not be detailed here

Budget Summary by Fund Office of Inspector General for Public Safety

	2019 Actuals	2020 Adopted	2021 Proposed
00100 - General Fund	1,700,050	2,648,238	2,914,486
Budget Totals for OIG	1,700,050	2,648,238	2,914,486

Appropriations by Budget Summary Level and Program

OIG - BO-IG-1000 - Office of Inspector General for Public Safety

The purpose of the Office of Inspector General for Public Safety Budget Summary Level is to provide civilian oversight of management and operations of the Seattle Police Department (SPD) and Office of Police Accountability (OPA) as well as civilian review of criminal justice system operations and practices that involve SPD or OPA.

Program Expenditures	2019 Actuals	2020 Adopted	2021 Proposed
Inspector General for Public Safety	1,700,050	2,648,238	2,914,486
Total	1,700,050	2,648,238	2,914,486
Full-time Equivalents Total*	10.00	13.00	15.00

*FTE totals are provided for informational purposes only. Changes in FTEs resulting from City Council or Human Resources Director actions outside of the budget process may not be detailed here

Law Department

Peter S. Holmes, City Attorney

Civil Division, (206) 684-8200; Criminal Division, (206) 684-7757

<http://www.seattle.gov/cityattorney>

Department Overview

The department provides legal advice to City officials, represent the City in litigation, and protect the public health, safety, and welfare of the community by prosecuting violations of City criminal and civil ordinances and state law. The four department divisions are described below.

The **Administration Division** provides executive leadership, communications, and operational support for the entire department. It is comprised of the executive leadership team, human resources, finance, media relations, and information technology staff.

The **Civil Division** provides legal counsel and representation to the City's elected and appointed policymakers in litigation at all levels of county, state, federal courts, and administrative agencies. The Civil Division is organized into seven specialized areas of practice: Employment, Environmental Protection, Land Use, Government Affairs, Torts, Regulatory Enforcement & Economic Justice (REEJ), and Contracts & Utilities. Precinct Liaison services are specifically budgeted, but functionally a part of REEJ. These attorneys provide support to the City's police precincts, legal advice to police and other City departments, and address issues of concern to the community.

The **Criminal Division** prosecutes misdemeanor crimes in Seattle Municipal Court, provides legal advice to City clients on criminal justice matters, monitors state criminal justice legislation of interest to the City, and participates in criminal justice reform efforts, policy development and management of the criminal justice system. The Criminal Division is comprised of a Prosecution Support Unit, Case Preparation Unit, Domestic Violence Unit (prosecutors and victim advocates), Appeals, Review and Filing Unit, Specialty Courts Unit (Infractions, Mental Health, Veterans' Court, LEAD, and Pre-filing Diversion), and Trial Team Unit.

Budget Snapshot

	2019 Actuals	2020 Adopted	2021 Proposed
Department Support			
General Fund Support	32,030,041	34,226,675	35,445,409
Total Operations	32,030,041	34,226,675	35,445,409
Total Appropriations	32,030,041	34,226,675	35,445,409
Full-Time Equivalents Total*	196.10	206.10	201.60

** FTE totals are provided for informational purposes only. Changes in FTEs resulting from City Council or Human Resources Director actions outside of the budget process may not be detailed here*

Law Department

Budget Overview

The Law Department provided reductions for 2021 in response to reduced Citywide revenue availability due to COVID-19 and strives to continue to meet the litigation and prosecutorial demands of the city.

The Law Department made difficult decisions on reductions for 2021:

- In the 2020 Adopted Budget two Civil Division attorneys were added to reduce the use of outside counsel through the Judgment and Claims Fund. While the funding is eliminated, the positions remain to allow flexibility in hiring to address emergency legal needs if funding is available in 2021.
- Precinct Liaison attorneys are imbedded at each of the five precincts. With only four funded positions in the Law Department, the Seattle Police Department (SPD) previously funded the fifth attorney through a memorandum of agreement (MOA) with SPD. The proposed budget eliminates the fifth position and funding in SPD. One of the four Precinct Liaisons will cover both the South and Southwest precincts.
- In the 2020 Adopted Budget, Council added a position and funding for a threat assessment specialist paralegal in the Criminal Division. Given the revenue challenges of 2020, the Law Department held this position vacant to meet immediate budget reduction needs. Appropriation for the position is reduced, but the FTE will remain to allow flexibility if funding is available in 2021.
- A vacant administrative position in the Criminal Division case preparation unit is eliminated to provide further savings to the General Fund.
- A part-time Paralegal position was added in 2019 to support the growing number of forfeiture cases with funding supported by revenue from SPD. This position and funding are eliminated to meet reduction targets. Forfeiture work will be absorbed by existing staff. To realize the savings for this position, an equivalent cut is made to SPD.

There are a few additions to the Law Department budget in 2021:

- In the 2020 Adopted Budget, Council added one-time funding to the operating budget of the Community Police Commission (CPC) for the retention of outside legal services to receive legal advice and representation in policing-related matters, particularly with relation to *United States v. City of Seattle*, before the U.S. District Court of Western Washington
- The 2017 Adopted Budget created the Pre-Filing Diversion Program led by the Law Department with assistance from the Seattle Municipal Court. The 2017 Racial Equity Toolkit (RET) determined additional services, including pre- and post-workshop support and swift connection to resources, were required to meet racial equity needs of participants. The budget includes inflation to continue funding for 12 workshops per year.

The current Criminal Division case management application, DAMION, was implemented in 1998 to track all aspects of prosecution including police reports, charging decisions, victims, witnesses, defendants, court dates and disposition. The application also relies upon significant data exchanges with the Seattle Police Department (SPD) and the Seattle Municipal Court (SMC). This desktop system is at the end of its lifecycle and the vendor is no longer fully supporting the application for updates and maintenance. In addition, use of the system limits the department's ability to implement a paperless process and reduce redundancies. The Seattle Information Technology Department (ITD) has \$325,000 in the Criminal Justice Information System Replacement Project to upgrade the existing system. An additional unspent \$650,000 was carried over to provide further funding for this project. Remaining funding needs will be addressed in the Criminal Justice Information System Replacement Project. A request for proposals (RFP) was issued in 2020 to identify a replacement solution. Implementation is expected to take place in 2021, with a 'go live' date in the fourth quarter of 2021.

The 2021 budget also includes revenue-backed appropriation for the MOAs the Law Department has negotiated with other city departments and outside agencies for specific services. While these have historically been off budget, appropriation of these items follows the financial policies required by PeopleSoft 9.2.

Law Department

Incremental Budget Changes

Law Department

	2021 Budget	FTE
Total 2020 Adopted Budget	34,226,675	206.10
Baseline		
Citywide Adjustments for Standard Cost Changes	265,746	-
Adjustment for One-Time Budget Changes	(2,000)	-
Baseline Adjustments for Personnel Costs	742,075	-
Council MOA Adjustment and Position Reclassification	52,822	-
Inflation for the Pre-file Diversion Service Contract	7,500	-
Align to 2020 Central Costs and Move Council Added Health Care	26,281	-
Annual Rent Inflation	73,832	-
Increase to Base Rent Budget for 2020 Expansion	370,605	-
IT Professional Market Adjustment	39,877	-
Proposed Operating		
Remove Funding for Civil Division Attorneys	(331,165)	-
Decrease in Precinct Liaison Positions	(183,966)	(1.00)
Remove Funding for Firearms Surrender Threat Assessment Position	(117,381)	-
Eliminate Vacant Position in Case Preparation Unit	(86,289)	(1.00)
Eliminate Vacant Forfeiture Case Support - MOA	(65,996)	(0.50)
Funding for Legal Fees	80,000	-
Proposed Technical		
2020 Third Quarter Supplemental Ordinance Appropriation and Revenue	346,792	-
Remove Unfunded Expired MOA Positions	-	(2.00)
Total Incremental Changes	\$1,218,733	(4.50)
Total 2021 Proposed Budget	\$35,445,409	201.60

Description of Incremental Budget Changes

Baseline

Citywide Adjustments for Standard Cost Changes

Expenditures \$265,746

Citywide technical adjustments made in the baseline phase reflect changes to internal services costs, including rates from the Department of Finance & Administrative Services, Seattle Information Technology Department, Seattle Department of Human Resources, and for healthcare, retirement and industrial insurance charges for the

Law Department

department. These adjustments reflect initial assumptions about these costs and inflators early in the budget process.

Adjustment for One-Time Budget Changes

Expenditures \$(2,000)

This item includes budget adjustments for a one-time change in the 2020 Adopted Budget which allocated \$2,000 for equipment and office setup for a Council added position.

Baseline Adjustments for Personnel Costs

Expenditures \$742,075

This centrally administered change adjusts appropriations to reflect an annual wage increase, as outlined in the agreements between the City and the Coalition of Unions, for personnel costs included in this department's baseline budget. This includes increases to salary, FICA, Medicare, family medical leave, retirement, overtime and temporary labor. There is no increase assumed from 2021 to 2022.

Council MOA Adjustment and Position Reclassification

Expenditures \$52,822

In 2019, Legislative Department entered into an agreement to create a Code Reviser position partially funded by both agencies. It was assumed this position would be reclassified to a Strategic Advisor and supplementary funding from Council of \$25,000 was added to the Law Department 2020 Adopted Budget. Based on the job duties, the position was classified as an Assistant City Attorney (ACA). Council agreed to increase Memorandum of Agreement (MOA) funding in 2020 an additional \$15,000. However additional funding is needed in 2021 due to the reclassification. This item adds the full appropriation from Paralegal to ACA with \$15,000 from the Legislative Department in addition to \$37,822 to fully fund the position.

Inflation for the Pre-file Diversion Service Contract

Expenditures \$7,500

This change request provides inflation of the Pre-file Diversion service contract with Choose 180 in 2021. This contract which has been in place since early 2018 has had no inflation for cost or service changes.

Align to 2020 Central Costs and Move Council Added Health Care

Expenditures \$26,281

This item aligns the 2021 Baseline to the Adopted Central Cost Manual. It also moved Healthcare from two positions added by City Council during the 2020 Adopted Budget process from the operating programs to the Leadership and Administration Pooled Costs project.

Annual Rent Inflation

Expenditures \$73,832

This item increases budget appropriation for the base rent associated with the initial 2015 space lease at Columbia Tower that includes a \$1 per square foot increase per year of the lease.

Increase to Base Rent Budget for 2020 Expansion

Expenditures \$370,605

Law Department

In 2020, the City signed an amendment to the Columbia Center lease to increase the square footage of the City Attorney space. This funding is to support rent payments associated with this new space in 2021.

IT Professional Market Adjustment

Expenditures \$39,877

In late 2019, the City entered into a Memorandum of Agreement (MOA) with Local 77 related to market adjustments for IT Professionals across the City. In Law, the IT Professional wages were adjusted in line with this MOA. The position vacant at the time of the adjustment will need to be hired at the same general level. This item adds authority for these wage increases on an ongoing basis as they were not included in the 2020 budget.

Proposed Operating

Remove Funding for Civil Division Attorneys

Expenditures \$(331,165)

This item removes funding added in the 2020 Adopted Budget for 2.0 FTE City Attorney, Asst positions. The funding amount equals 1.75 FTE due to a Council reduction during the final stages of budget. The position authority is preserved to allow flexibility in hiring and address emergency legal needs as required. These positions were added to reduce reliance on the Judgment and Claims Fund for outside counsel related to capacity issues, however filling the positions was put on hold in 2020 due to COVID-19 and pending department reductions.

Decrease in Precinct Liaison Positions

Expenditures \$(183,966)

Revenues \$(166,586)

Position Allocation (1.00)

The Law Department (LAW) provides a fifth Precinct Liaison Attorney to the Seattle Police Department (SPD) under a MOA since 2017, which is set to expire at the end of 2020. This position is funded by SPD. This Liaison Attorney provides in-person legal guidance to police officers and works with the precinct on community safety, nuisance, and regulatory issues, like the work performed by the other four Liaison Attorneys funded by LAW. The proposed budget eliminates this position and funding in SPD. One of the four remaining Precinct Liaisons will cover both the South and Southwest precincts.

Remove Funding for Firearms Surrender Threat Assessment Position

Expenditures \$(117,381)

This action reduces funding associated with a position added in the 2020 Adopted Budget for the Firearms Surrender Program to conduct threat assessment work historically shared by members of the team. The Law Department is recommending this position be held vacant to meet immediate budget reduction needs.

Eliminate Vacant Position in Case Preparation Unit

Expenditures \$(86,289)

Position Allocation (1.00)

This item reduces funding and eliminates an Admin Spec I FTE in the Criminal Division who provides case preparation support. Work associated with this position will be spread across existing employees, however, extended vacancies in this section may cause an increase of case backlogs for the Division.

Eliminate Vacant Forfeiture Case Support - MOA

Law Department

Expenditures	\$(65,996)
Revenues	\$(60,455)
Position Allocation	(0.50)

This item eliminates a part-time Paralegal position added to support the growing number of forfeiture cases in recent years. Funding for this position is supported by revenue from SPD. While workload continues, the department has been unsuccessful in maintaining a permanent half-time paralegal and is reliant on internal Out-of-Class appointments to complete this work. This has left critical vacancies which cannot be backfilled elsewhere in the department. Work related to this position will be absorbed as possible by existing staff. To realize the savings for this position, an equivalent cut is made to SPD.

Funding for Legal Fees

Expenditures	\$80,000
--------------	----------

In the 2020 Adopted Budget, Council added one-time funding to the operating budget of the Community Police Commission (CPC) for the retention of outside legal services to receive legal advice and representation in policing-related matters, particularly with relation to *United States v. City of Seattle*, before the U.S. District Court of Western Washington. Per SMC 3.29.480B, private legal representation for police oversight entities shall be selected and retained by the City Attorney's Office, in consultation with the oversight entity. The funding for the legal services shall be separate from the oversight entity's operational budget. The CPC has identified a likely need for \$80,000 for legal services in 2021.

Proposed Technical

2020 Third Quarter Supplemental Ordinance Appropriation and Revenue

Expenditures	\$346,792
Revenues	\$401,125

This change request aligns with requests in the 2020 3rd Quarter Supplemental Ordinance to appropriate funding for the East Waterway Memorandum of Agreements (MOA) in 2021. Appropriating funding for this new 2020 MOA and recording revenue follows CFPM guidelines.

Remove Unfunded Expired MOA Positions

Position Allocation	(2.00)
---------------------	--------

This change request removes two position authorities from the Civil Division that performed legal work related to the Alaskan Way Viaduct and Seawall project. The MOA that supported these positions expired and the positions were held vacant due to lack of funding. Should another MOA need arise, LAW will request position authority associated with that funding.

Law Department

Expenditure Overview

	2019 Actuals	2020 Adopted	2021 Proposed
Appropriations			
LAW - BO-LW-J1100 - Leadership and Administration			
00100 - General Fund	9,717,289	9,627,494	10,522,157
Total for BSL: BO-LW-J1100	9,717,289	9,627,494	10,522,157
LAW - BO-LW-J1300 - Civil			
00100 - General Fund	13,635,076	15,178,200	15,639,144
Total for BSL: BO-LW-J1300	13,635,076	15,178,200	15,639,144
LAW - BO-LW-J1500 - Criminal			
00100 - General Fund	7,981,360	8,558,844	8,582,300
Total for BSL: BO-LW-J1500	7,981,360	8,558,844	8,582,300
LAW - BO-LW-J1700 - Precinct Liaison			
00100 - General Fund	696,316	862,137	701,808
Total for BSL: BO-LW-J1700	696,316	862,137	701,808
Department Total	32,030,041	34,226,675	35,445,409
Department Full-Time Equivalents Total*	196.10	206.10	201.60

** FTE totals are provided for informational purposes only. Changes in FTEs resulting from City Council or Human Resources Director actions outside of the budget process may not be detailed here*

Budget Summary by Fund Law Department

	2019 Actuals	2020 Adopted	2021 Proposed
00100 - General Fund	32,030,041	34,226,675	35,445,409
Budget Totals for LAW	32,030,041	34,226,675	35,445,409

Law Department

Appropriations by Budget Summary Level and Program

LAW - BO-LW-J1100 - Leadership and Administration

The purpose of the Leadership and Administration Budget Summary Level is to provide executive, financial, technological, administrative and managerial support to the Department.

Program Expenditures	2019 Actuals	2020 Adopted	2021 Proposed
Citywide Indirect Costs	4,701,313	4,187,796	4,747,947
Departmental Indirect Costs	2,041,147	2,164,844	2,405,440
Pooled Benefits	2,974,830	3,274,854	3,368,770
Total	9,717,289	9,627,494	10,522,157
Full-time Equivalents Total*	18.30	19.30	20.30

**FTE totals are provided for informational purposes only. Changes in FTEs resulting from City Council or Human Resources Director actions outside of the budget process may not be detailed here*

The following information summarizes the programs in Leadership and Administration Budget Summary Level:

Citywide Indirect Costs

Expenditures/FTE	2019 Actuals	2020 Adopted	2021 Proposed
Citywide Indirect Costs	4,701,313	4,187,796	4,747,947

Departmental Indirect Costs

Expenditures/FTE	2019 Actuals	2020 Adopted	2021 Proposed
Departmental Indirect Costs	2,041,147	2,164,844	2,405,440
Full Time Equivalents Total	18.30	19.30	20.30

Pooled Benefits

Expenditures/FTE	2019 Actuals	2020 Adopted	2021 Proposed
Pooled Benefits	2,974,830	3,274,854	3,368,770

Law Department

LAW - BO-LW-J1300 - Civil

The purpose of the Civil Budget Summary Level is to provide legal advice to the City's policy-makers, and to defend and represent the City, its employees, and officials before a variety of county, state, federal courts, and administrative bodies.

Program Expenditures	2019 Actuals	2020 Adopted	2021 Proposed
Civil	13,635,076	15,178,200	15,639,144
Total	13,635,076	15,178,200	15,639,144
Full-time Equivalents Total*	102.30	107.30	103.80

**FTE totals are provided for informational purposes only. Changes in FTEs resulting from City Council or Human Resources Director actions outside of the budget process may not be detailed here*

LAW - BO-LW-J1500 - Criminal

The purpose of the Criminal Budget Summary Level includes prosecuting ordinance violations and misdemeanor crimes, maintaining case information and preparing effective case files for the court appearances of prosecuting attorneys, and assisting and advocating for victims of domestic violence throughout the court process.

Program Expenditures	2019 Actuals	2020 Adopted	2021 Proposed
Criminal	7,981,360	8,558,844	8,582,300
Total	7,981,360	8,558,844	8,582,300
Full-time Equivalents Total*	69.50	74.50	73.50

**FTE totals are provided for informational purposes only. Changes in FTEs resulting from City Council or Human Resources Director actions outside of the budget process may not be detailed here*

LAW - BO-LW-J1700 - Precinct Liaison

The purpose of the Precinct Liaison Budget Summary Level is to support a program where attorneys work in each of the City's five precincts, providing legal advice to police and other City departments. In helping to address a variety of neighborhood and community problems, the precinct liaison attorneys coordinate with the Civil and Criminal divisions with the goal of providing a consistent, thorough and effective approach.

Program Expenditures	2019 Actuals	2020 Adopted	2021 Proposed
Precinct Liaison	696,316	862,137	701,808
Total	696,316	862,137	701,808
Full-time Equivalents Total*	6.00	5.00	4.00

**FTE totals are provided for informational purposes only. Changes in FTEs resulting from City Council or Human Resources Director actions outside of the budget process may not be detailed here*

Seattle Emergency Communications Center

Director to be appointed

Department Overview

The Seattle Emergency Communications Center (SECC) is the primary Public Safety Answering Point (PSAP) for the receipt, triage, and dispatch of public safety services within the City of Seattle.

SECC divides operations into two functions, call taking and dispatching. Call Takers receive requests from the community, alarm monitoring companies, and other public safety organizations via 911, the non-emergency telephone line, and the Seattle Police Department (SPD) administrative dispatch line. Call Takers triage each call determining the nature of the emergency and the resources necessary to respond to the emergency. Calls that are related to fire or medical are transferred to the Seattle Fire Department Dispatch center for response. If criminal or other types, call takers enter details of the incident into the Computer Aided Dispatch (CAD) system which relays the information to a Dispatcher. The Dispatcher notifies public safety service responders of the incident details and remains in contact with responders via radio systems to ensure responder and community safety. The Dispatcher coordinates responses for multiple incidents at a time often involving responses from multiple city departments and external agencies.

The mission of SECC is to quickly and professionally answer all requests for public safety services for the City of Seattle; to provide professional dispatch, notification, and communication services; and to facilitate reporting of minor incidents via telephone and online systems.

Budget Snapshot

	2019 Actuals	2020 Adopted	2021 Proposed
Department Support			
General Fund Support	-	-	18,539,521
Total Operations	-	-	18,539,521
Total Appropriations	-	-	18,539,521
Full-Time Equivalents Total*	-	-	142.00

** FTE totals are provided for informational purposes only. Changes in FTEs resulting from City Council or Human Resources Director actions outside of the budget process may not be detailed here*

Budget Overview

The 2021 Proposed Budget establishes a budget and staffing for the first year of operation of a new, independent, and civilian-managed Seattle Emergency Communications Center (SECC). The budget provides the foundation for staff and resources to carry out the office's mission. This Emergency Communication Center is the first step towards unifying emergency response across the City and fulfilling the community goals of reducing dispatches for service of

Seattle Emergency Communications Center

SPD and substituting alternate responses from other City departments or community-based organizations.

The proposed budget provides funding to support 142 full-time positions in the newly created Emergency Communications Center: there will be one SECC director who will develop and manage all functions and responsibilities of the SECC as well as guide the consolidation and integration of all Seattle emergency response; three management positions including an Administrative Manager, a Training Q/A Manager, and an Operations Manager; 138 civilian personnel assigned to 911 Call Taking, Dispatching, Supervision, and Administrative Support Functions such as Quality Assurance, Data Collection and Analysis, Scheduling, and 911 Programs Administration. In addition to staffing, the proposed budget provides SECC with budget to receive internal services from the Seattle Department of Human Resources, Finance and Administrative Services, and the Seattle Information Technology Department. Support such as health care charges for departmental staff are also provided. For the 2022 Proposed Budget, the City Budget Office will work with the new department, SPD and the shared services departments (SDHR, FAS and IT) to ensure that allocated rates are appropriately assigned.

Incremental Budget Changes

Seattle Emergency Communications Center

	2021 Budget	FTE
Total 2020 Adopted Budget	-	-
Proposed Operating		
Creation of the Seattle Emergency Communications Center	18,539,521	142.00
Total Incremental Changes	\$18,539,521	142.00
Total 2021 Proposed Budget	\$18,539,521	142.00

Description of Incremental Budget Changes

Proposed Operating

Creation of the Seattle Emergency Communications Center

Expenditures	\$18,539,521
Position Allocation	142.00

This item transfers the 911 Call Center from Seattle Police Department to a new, independent department, the Seattle Emergency Communications Center. The transfer includes all budget, personnel costs and staff associated with the unit, including support staff, overhead costs and overtime funding. The City Budget Office will work with the SECC, SPD and the shared services departments (SDHR, FAS and IT) to ensure that allocated rates are appropriately assigned in 2022.

Seattle Emergency Communications Center

Expenditure Overview

	2019 Actuals	2020 Adopted	2021 Proposed
Appropriations			
CC - BO-CC-10000 - Seattle Emergency Communications Center			
00100 - General Fund	-	-	18,539,521
Total for BSL: BO-CC-10000	-	-	18,539,521
Department Total	-	-	18,539,521
Department Full-Time Equivalents Total*	-	-	142.00

** FTE totals are provided for informational purposes only. Changes in FTEs resulting from City Council or Human Resources Director actions outside of the budget process may not be detailed here*

Budget Summary by Fund Seattle Emergency Communications Center

	2019 Actuals	2020 Adopted	2021 Proposed
00100 - General Fund	-	-	18,539,521
Budget Totals for CC	-	-	18,539,521

Appropriations by Budget Summary Level and Program

CC - BO-CC-10000 - Seattle Emergency Communications Center

The purpose of the Seattle Emergency Communications Center Budget Summary Level is to receive requests for public safety services for the City of Seattle; provide dispatch, notification, and communication services; and facilitate reporting of minor incidents via telephone and online systems.

Program Expenditures	2019 Actuals	2020 Adopted	2021 Proposed
Seattle Emergency Communications Center	-	-	18,539,521
Total	-	-	18,539,521
Full-time Equivalents Total*	-	-	142.00

**FTE totals are provided for informational purposes only. Changes in FTEs resulting from City Council or Human Resources Director actions outside of the budget process may not be detailed here*

Seattle Municipal Court

The Honorable Willie Gregory, Presiding Judge
(206) 684-5600

<http://www.seattle.gov/courts/>

Judicial Overview

The Seattle Municipal Court adjudicates misdemeanors, gross misdemeanors, infractions (e.g., traffic and parking tickets, traffic camera violations, and other violations), and civil violations related to building and zoning offenses. The Judicial Branch of Seattle government has seven elected judges and six appointed magistrates. There are more cases processed here than any other municipal court in the State of Washington; in 2019, 9,569 criminal cases were filed and 56,836 criminal hearings were held at Seattle Municipal Court.

The Seattle Municipal Court (SMC or Court) is in a transformational time for how criminal justice is delivered in Seattle and across America. SMC judges are working towards immediate and profound change to address institutionalized racism embedded in the fabric of the criminal justice system, implementing policies to promote racial equity and committing to authentic community engagement focused on community-based alternatives to transform work moving forward.

This commitment is reflected in the proposed 2021 budget through restructuring of the Programs and Services department, which includes Probation Services. In 2019, the Court commissioned the Vera Institute of Justice (Vera), a leading criminal justice reform organization, to evaluate Probation Services. In the 2020 report, Vera recommended significantly reducing the number of people on probation and thinking differently about supervision in Seattle. To achieve this, the Court plans to:

- Transform our pretrial justice by reducing in-person Day Reporting and moving to a collaborative Community Court model that significantly reduces incarceration and connects people to social services through the Community Resource Center.
- Reduce traditional post-sentence supervision to focus on higher risk charges including Driving Under the Influence (DUI), Domestic Violence (DV), and Mental Health Court (MHC) clients.

By restructuring Programs and Services and engaging in community dialogue around the future of post-adjudication monitoring, the Court aims to equitably serve probation clients and support them as they transition out of the criminal legal system. The Court is committed to excellence in providing fair, accessible, and timely resolution of alleged violations of the Seattle Municipal Code in an atmosphere of respect for all. The Court strives to take a holistic approach to address the root causes of criminal behavior and ensure ongoing public safety. Whether individuals come to the Court to resolve a ticket or appear at a criminal hearing, SMC seeks to meet people where they are and remove barriers to success, with the goal of reducing racial disparities and recidivism.

Throughout the COVID-19 pandemic, the Court's emergency response has coordinated with municipal legal system stakeholders including the Seattle City Attorney's Office and the King County Department of Public Defense to protect the health and safety of all court participants. Early in the pandemic, SMC worked collaboratively with stakeholders to reduce the jail population as much as possible. While the courthouse was closed to the public, the in-custody arraignment calendar continued to ensure individuals had an opportunity for release as soon as feasible. Prosecutors attended these hearings telephonically and measures were implemented in the courtroom to ensure social distancing. The Court suspended the default penalty and collections programs for infractions, as well as the online and telephone payment convenience fees. As the courthouse has reopened and resumed limited in-person operations, calendars have been modified to minimize building occupancy, plexiglass barriers installed at service counters and courtrooms, and other measures taken to preserve health and safety for all participants.

Seattle Municipal Court

Court Programs and Services

In August 2020, the Court launched a revitalized **Seattle Community Court (SCC)** in collaboration with the Seattle City Attorney's Office and King County Department of Public Defense. Structured as a pretrial release program, SCC is founded on a release-first principle where individuals choosing to participate are immediately released from jail so they can begin setting goals and connecting to community services. SCC is a pathway for people to have their low-level misdemeanor charges dismissed while providing valuable service to local communities. SCC connects participants with social services such as employment assistance, housing assistance, and DSHS food, cash and medical benefits. Unlike national community court models, SCC participants do not give up their constitutional right to trial to participate, and program eligibility is not affected by previous criminal history.

In pretrial proceedings, judges prioritize the least restrictive option for release while protecting community safety. The Court's Pretrial Services division works to support individuals participating in a variety of alternatives to detention such as Electronic Home Monitoring (EHM) and Secure Remote Alcohol Monitoring (SCRAM), with options for subsidized or reduced costs for low income and homeless individuals.

In 2020, Presiding Judge Gregory issued an order that **current and future warrants** on almost all non-domestic violence, non-DUI cases be eligible for personal recognizance release. This means that people will not sit in jail for low-level misdemeanor warrants while waiting for a hearing.

The Court partners with community organizations to provide a wide variety of services at the **Community Resource Center (CRC)**, a social service hub located in the courthouse. The CRC closed in March 2020 due to the COVID-19 pandemic; however, in-person services have resumed in a limited capacity to support Community Court participants, and an online resource list helps the public access services remotely. The CRC is woven into all the Court's strategies for supporting individuals. Services offered include:

- food and clothing
- housing through Coordinated Entry for All
- health and hygiene
- grocery cards and food stamps
- substance use disorder assessment and treatment
- employment and job readiness

Specialty Courts

In addition to three general trial courts, the jail arraignment calendar, the master jury trial calendar and Community Court, the Court serves individuals and the community through several specialty court calendars.

Mental Health Court is a specialized court where the judge, defense, prosecution, probation counselors, and a mental health clinician work as a team to improve outcomes for the participant. Individuals are referred to this voluntary program by judges, defense attorneys, prosecutors, jail staff, or others. Mental Health Court has saved jail days, hospital bed days, and in jail costs to the City of Seattle.

Seattle Veterans Treatment Court is a voluntary, court-monitored treatment program that addresses the mental health and/or substance use issues of veteran defendants. This program is a collaboration between the Court, prosecution, defense, the King County Department of Community and Human Services, the Washington State Department of Veterans Affairs, and the U.S. Department of Veterans Affairs.

Domestic Violence Courts were established in 2004 and are staffed by designated judges and specialized probation counselors. A dedicated domestic violence court allows judges to ensure follow-through, aid domestic violence survivors, and hold individuals accountable, with the assistance of justice partners and social service agencies. The Court has been integral in piloting a collaborative treatment modality known as the **Domestic Violence Intervention Project (DVIP)**. This pilot project is aimed at improving safety for survivors via individualized batterer intervention and is a multi-agency/system collaboration and response.

Seattle Municipal Court

Seattle Youth Traffic Court, established in 2012, provides eligible teen drivers charged with a traffic violation the opportunity to maintain a clean driving record. Youth appear before a court of their peers who act as judges, jurors, defense attorneys and prosecutors. The peer jury determines an appropriate sanction based on the nature of the violation and impact on the community. This program is a collaboration between the Court, Seattle University School of Law, Garfield High School, and the Seattle Police Department. The Court is also examining the potential benefit of adopting a DUI specialty court, in collaboration with the Washington Traffic Safety Commission.

Community Outreach

The Court recognizes undoing institutional racism within the legal system requires meaningful engagement with the community to identify solutions. SMC judges are committed to a community engagement process to listen to the community and to quickly act upon input. The Court is launching an engagement process in 2020 centered in healing circles, with a restorative approach to engagement. The Court also conducted multiple independently-led virtual focus groups with court users focused on accessibility, inclusion, and racial equity over the summer and will publish a report of the findings in fall 2020. The Court is open to opportunities for future engagement with the City Council's criminal legal system realignment work, the Seattle Office of Civil Rights, Seattle City Attorney, King County Department of Public Defense, and community-based providers such as Law Enforcement Assisted Diversion (LEAD).

In previous community-led conversations, such as the City's Reentry workgroup, SMC heard the need for restorative, community-based alternatives to the criminal legal system. The Court participates in the City Attorney's Office/Choose 180 Pre-filing Diversion Program and works with the City Attorney's Office and LEAD on a Consolidated Calendar where LEAD clients have a coordinated and problem-solving approach to resolving outstanding SMC cases.

While the COVID-19 pandemic has paused the program, the Court typically holds quarterly community outreach events that bring court services and resources to Seattle neighborhoods. These SMC *In The Community* events are an opportunity for community members to receive assistance with resolving Seattle Municipal Court warrants, learn about options for addressing Seattle and King County tickets by setting up a payment plan or community service plan, get help with reinstating their driver's license, and access supportive services through the Community Resource Center.

The most recent event at Rainier Community Center in October 2019 included 19 service providers and 30 court staff and volunteers. Over 400 community members received a variety of services at the event including resolving warrants and unpaid tickets, relicensing, accessing health care and employment resources, and more. The Court is evaluating options to continue this outreach work during the COVID-19 pandemic while effectively reaching clients who may not have digital access to attend a virtual event.

The Court is also exploring options for holding magistrate hearings in neighborhoods across Seattle to provide community members more accessible locations to resolve outstanding tickets, at no additional cost to the City. This is currently on hold due to the COVID-19 pandemic and will be revisited once it is safe to do so.

Infractions

The Court processes hundreds of thousands of traffic, parking, and traffic camera tickets every year. In 2019, the Court processed 27,959 traffic infraction tickets, 93,134 traffic camera tickets, and 451,854 parking tickets. Individuals may schedule hearings with one of the Court's magistrates to contest or mitigate their tickets; magistrates held 70,907 infraction hearings in 2019.

The Court works with individuals who are unable to pay their tickets through payment plans or by converting the amount owed into community service hours. Through the King County-City of Seattle PolicyLink Fine/Fee grant, the Court is routinely engaging with King County and community partners on how to reform local legal financial obligation practices. The Court is also implementing a relicensing calendar and broadening its hardship policies, and will engage community groups (i.e. LELO) in these efforts.

Seattle Municipal Court

Municipal Court Information System Replacement

The Court is replacing its legacy municipal court information system, MCIS, with a modern and adaptable case management solution. The new system will streamline court processes, improve the accessibility of court services to the public, and make it easier for partners at the Seattle Police Department, King County, and others to work collaboratively with the Court.

Language Access and Accessibility

The Court has provided **Interpreter Services** in 148 languages since 2005. A Court priority is ensuring access to justice for Limited English Proficiency (LEP) and deaf, hard-of-hearing, or deaf-blind (D/HH/DV) individuals. Free of charge interpreter services are provided for criminal and civil matters, including court hearings, trials, attorney-client interviews, probation appointments, prosecution witnesses, mental health evaluations, customer service, and translation of court forms and letters. In 2019, over 6,300 interpreted events were conducted with the help of 183 freelance interpreters in 71 languages, including American Sign Language. Approximately 40% of the requests are for Spanish language interpreters. Other frequent requests for interpretation include the Vietnamese, Somali, Amharic, Tigrinya, Cantonese, Mandarin, Russian, Punjabi, and Arabic languages.

To improve skills for non-credentialed and registered interpreters, the Court Interpreter Services team designed and implemented a state-wide mentoring program. Dozens of interpreters successfully graduated from the program and now work in courts across Washington. In 2019, Interpreter Services provided video remote interpreting for some infraction mitigation hearings. The Court's Interpreter Services also developed a Bench Card on Courtroom Interpreting for Spoken Languages, which has been approved by the Supreme Court Interpreter Commission to be used by judges statewide. Interpreter Services provided two presentations for King County Public Defense attorneys on best practices of working with court interpreters in 2020. In 2019, Interpreter Services also assisted in translating much of the court's website into Spanish.

SMC **Probation Services** is the rehabilitative alternative to jail for clients not eligible for diversion programs. In 2019, the Court independently sought an evaluation from the Vera Institute of Justice, a leading national nonprofit committed to criminal justice reform. The Court commits to the following changes:

- Eliminate Day Reporting, a program that disproportionately impacts people of color and places unnecessary burdens on individuals coming to our court.
- Focus the smaller and restructured probation program on important statutory mandates to monitor domestic violence (DV) and driving under the influence (DUI) cases, which are most appropriate for the case management services that probation offers clients.
- Address other cases through Seattle Community Court – a new collaborative approach to pretrial justice reform using harm-reduction.

Budget Snapshot

	2019 Actuals	2020 Adopted	2021 Proposed
Department Support			
General Fund Support	35,208,284	36,306,601	38,377,201
Total Operations	35,208,284	36,306,601	38,377,201
Total Appropriations	35,208,284	36,306,601	38,377,201
Full-Time Equivalents Total*	215.10	215.10	205.85

* FTE totals are provided for informational purposes only. Changes in FTEs resulting from City Council or Human Resources Director actions outside of the budget process may not be detailed here

Seattle Municipal Court

Budget Overview

In 2019, the Seattle Municipal Court (SMC) sought an [evaluation](#) of Probation Services by the Vera Institute of Justice, “aiming to identify ways to most effectively serve our clients and improve our program.” Vera conducted interviews with judges, the City Attorney’s Office, and probation staff; ran three focus groups with those currently or formerly on probation; reviewed Probation’s protocols and procedures; and analyzed administrative data for the more than 9,000 cases that were open at any time during the two-year period from July 2017 through June 2019.

The Court is committed to implementing the evaluation’s recommendations. Although not inclusive of all actions, below are significant Programs and Services changes:

- Limit crimes receiving probation to (1) DUI, (2) DV, (3) Mental Health Court and (4) person-based assault cases.
- Make probation shorter, goals-based, with fewer requirements, and with fewer individuals monitored solely on criminal records. Using incentives to encourage success.
- Judicial adoption of new sentencing practices to reduce caseloads, such as not referring first-time DUI offenses to probation unless the individual has a substance use disorder.
- After a ten-month review of assessment tools from around the country, SMC has not been able to find an assessment tool that addresses the issue of racial disproportionality. Judges are working to find a solution that will equitably serve clients based on their needs and strengths, while also satisfying the ARLJ mandate to use a classification system.
- Collect data on race, ethnicity and gender to understand why racial disparities and gender disparities exist and explore gender-responsive programming.
- Track and analyze key performance measures, develop new policies and procedures, and provide in-depth training for staff.
- Engage with providers and community organizations to inform policies and practices.

A strong compliment to implementing the Vera Report recommendations is the newly launched Seattle Community Court (SCC). This pretrial release program will reduce incarceration, and rapidly resolve low-level, non-violent cases by connecting participants to community resources. The Community Resource Center at the Court will connect people charged with certain low-level offenses to support services including chemical dependency treatment, mental healthcare and housing assistance. The Court implemented SCC within current budget appropriation and close collaboration with stakeholders including the City Attorney’s Office and the King County Department of Public Defense. The City is supporting this effort by adding \$100,000 for the Court to contract with a non-profit for a case manager equipped to make culturally appropriate referrals to community-based agencies which will support clients in services with the goal of long-term self-sufficiency outside the court system.

To assist the City in addressing the financial crisis, the Court is reducing technology staffing and the purchase of computers and equipment totaling \$400,000.

- Eliminate an Information Technology Professional-B position and funding in the Court Technology division. The court has absorbed this work with existing staff and will review technology staffing after MCIS go-live in July of 2022.
- Reduce expenditures on computer and equipment purchases and temporarily relying on Trial Court Improvement Account funding (TCIA) for replacement of desktops and IT equipment.

A priority for the Court is to continue preparing for the replacement of the Municipal Court Information System (MCIS). MCIS is over 28 years old and was developed internally using the legacy IBM Informix platform to capture key court case events and meet the reporting requirements of the state's Administrative Office of the Courts (AOC). Over time, the Court has enhanced this system to provide important case management information, increased application functionality and improved data exchanges and public access. The Court and the City are highly

Seattle Municipal Court

dependent on MCIS to provide a continuing, permanent record of court case events, dates, hearings and outcomes. MCIS also tracks defendant compliance with court ordered sanctions and tracks all related fines and fees. Data related to the collection of \$47 million in fines and fees from the Seattle Police Department's parking and traffic ticket devices are highly dependent on MCIS. Daily data exchanges with the City of Seattle departments, King County and the State of Washington agencies rely on MCIS fully functioning with modern technology capabilities.

This project, began in 2016, is included in the Seattle Information Technology Department (Seattle IT) Capital Improvement Program, as part of the Criminal Justice Information System Replacement Project, with an estimated total cost of \$41 million over six years.

Schedule and Milestones:

1. 2017: \$2.5 million was appropriated to Seattle IT to conduct an options analysis comparing available options, vendor demonstrations, and conduct research for information on technology capabilities, while concurrently documenting MCIS current business practices and requirements.
2. 2018: \$5 million was appropriated to develop an RFP, data preparation, business process engagement and organizational change management.
3. 2019: \$3 million was appropriated to finalize an RFP, evaluate proposals, specific vendor demonstrations and interviews fit gap analysis and contract negotiations.
4. 2020: \$8.3 million appropriated with the vendor on board.
5. 2021: \$8.5 million appropriated for project team and vendor implementation.
6. Implementation began in late 2019, continues through 2020, 2021 and first half of 2022, with a go-live date in July 2022.

Seattle Municipal Court

Incremental Budget Changes

Seattle Municipal Court

	2021 Budget	FTE
Total 2020 Adopted Budget	36,306,601	215.10
Baseline		
Citywide Adjustments for Standard Cost Changes	3,144,974	-
Baseline Adjustments for Personnel Costs	653,588	-
Adjustment to 2020 Central Costs	(27,962)	-
Proposed Operating		
Programs & Services (Probation) Redesign	(1,400,000)	(12.25)
Community Court Support	100,000	-
Court Technology Staffing	(140,000)	(1.00)
Computers and Equipment Reduction	(260,000)	-
Proposed Technical		
2020 Third Quarter Supplemental Staffing for MCIS	-	4.00
Total Incremental Changes	\$2,070,600	(9.25)
Total 2021 Proposed Budget	\$38,377,201	205.85

Description of Incremental Budget Changes

Baseline

Citywide Adjustments for Standard Cost Changes

Expenditures \$3,144,974

Citywide technical adjustments made in the baseline phase reflect changes to internal services costs, including rates from the Department of Finance & Administrative Services, Seattle Information Technology Department, Seattle Department of Human Resources, and for healthcare, retirement and industrial insurance charges for the department. These adjustments reflect initial assumptions about these costs and inflators early in the budget process.

Baseline Adjustments for Personnel Costs

Expenditures \$653,588

This centrally administered change adjusts appropriations to reflect an annual wage increase, as outlined in the agreements between the City and the Coalition of Unions, for personnel costs included in this department's baseline budget. This includes increases to salary, FICA, Medicare, family medical leave, retirement, overtime and temporary labor. There is no increase assumed from 2021 to 2022.

Seattle Municipal Court

Adjustment to 2020 Central Costs

Expenditures	\$(27,962)
--------------	------------

This action will true up the baseline to the 2020 Central Cost Manual.

Proposed Operating

Programs & Services (Probation) Redesign

Expenditures	\$(1,400,000)
Position Allocation	(12.25)

SMC will reorganize probation services to transform pretrial justice by reducing in-person day reporting and moving to a collaborative Community Court model; and reduce traditional post-sentence supervision to focus on higher risk charges. The redesign reduces the SMC budget by \$1.4 million and cuts probation staff by 13 positions (25% staffing reduction).

Community Court Support

Expenditures	\$100,000
--------------	-----------

Seattle Community Court (SCC) is a pretrial release program that will reduce incarceration, and rapidly resolve low-level, non-violent cases by connecting participants to community resources. The Court will contract with a non-profit to provide a case manager equipped to make culturally appropriate referrals to community-based agencies which will support clients in services with the goal of long-term self-sufficiency outside the court system.

Court Technology Staffing

Expenditures	\$(140,000)
Position Allocation	(1.00)

To assist the City in addressing the financial crisis, the Court will eliminate an Information Technology Professional-B position and funding in the Court Technology division. The recruitment efforts on this position have been difficult due to the required knowledge of Informix language that runs the legacy Municipal Court Information System (MCIS). The Court has absorbed this work with existing staff and will review technology staffing after MCIS go-live in July of 2022.

Computers and Equipment Reduction

Expenditures	\$(260,000)
--------------	-------------

To assist the City in addressing the financial crisis, the Court will reduce expenditures on computer and equipment purchases totaling \$260,000, temporarily relying on Trial Court Improvement Account funding (TCIA) for replacement of desktops and IT equipment. The TCIA funds, that come from the state, are restricted funds meant for court improvement projects, including technology. Funds will be transferred from the TCIA fund through the supplemental appropriation in 2021.

Proposed Technical

2020 Third Quarter Supplemental Staffing for MCIS

Expenditures	-
Position Allocation	4.00

Seattle Municipal Court

This item is a technical add of temporary positions transferred from the Seattle Information Technology Department to SMC for the MCIS IT project. The employees will continue to work on the MCIS 2.0 replacement project, which is scheduled to come on-line in 2022. The positions will be paid for by the MCIS/technology bond fund. These positions will sunset at the end of the project.

Seattle Municipal Court

Expenditure Overview

	2019 Actuals	2020 Adopted	2021 Proposed
Appropriations			
SMC - BO-MC-2000 - Court Operations			
00100 - General Fund	15,785,264	16,797,535	17,352,506
Total for BSL: BO-MC-2000	15,785,264	16,797,535	17,352,506
SMC - BO-MC-3000 - Administration			
00100 - General Fund	13,853,950	13,499,563	16,119,426
Total for BSL: BO-MC-3000	13,853,950	13,499,563	16,119,426
SMC - BO-MC-4000 - Court Compliance			
00100 - General Fund	5,569,069	6,009,503	4,905,269
Total for BSL: BO-MC-4000	5,569,069	6,009,503	4,905,269
Department Total	35,208,284	36,306,601	38,377,201
Department Full-Time Equivalents Total*	215.10	215.10	205.85

** FTE totals are provided for informational purposes only. Changes in FTEs resulting from City Council or Human Resources Director actions outside of the budget process may not be detailed here*

Budget Summary by Fund Seattle Municipal Court

	2019 Actuals	2020 Adopted	2021 Proposed
00100 - General Fund	35,208,284	36,306,601	38,377,201
Budget Totals for SMC	35,208,284	36,306,601	38,377,201

Seattle Municipal Court

Appropriations by Budget Summary Level and Program

SMC - BO-MC-2000 - Court Operations

The purpose of the Court Operations Budget Summary Level is to hold hearings and address legal requirements for defendants and others who come before the Court. Some proceedings are held in formal courtrooms and others in magistrate offices, with the goal of providing timely resolution of alleged violations of City ordinances and misdemeanor crimes committed within the Seattle city limits.

Program Expenditures	2019 Actuals	2020 Adopted	2021 Proposed
Court Operations	15,785,264	16,797,535	17,352,506
Total	15,785,264	16,797,535	17,352,506
Full-time Equivalents Total*	136.25	136.25	136.25

**FTE totals are provided for informational purposes only. Changes in FTEs resulting from City Council or Human Resources Director actions outside of the budget process may not be detailed here*

SMC - BO-MC-3000 - Administration

The purpose of the Administration Budget Summary Level is to provide administrative controls, develop and provide strategic direction, and provide policy and program development.

Program Expenditures	2019 Actuals	2020 Adopted	2021 Proposed
Citywide Indirect Costs	7,949,533	7,297,934	10,133,393
Departmental Indirect Costs	5,904,417	6,201,629	5,986,033
Total	13,853,950	13,499,563	16,119,426
Full-time Equivalents Total*	34.00	34.00	37.00

**FTE totals are provided for informational purposes only. Changes in FTEs resulting from City Council or Human Resources Director actions outside of the budget process may not be detailed here*

The following information summarizes the programs in Administration Budget Summary Level:

Citywide Indirect Costs

Expenditures/FTE	2019 Actuals	2020 Adopted	2021 Proposed
Citywide Indirect Costs	7,949,533	7,297,934	10,133,393
Full Time Equivalents Total	34.00	34.00	34.00

Seattle Municipal Court

Departmental Indirect Costs

	2019 Actuals	2020 Adopted	2021 Proposed
Expenditures/FTE			
Departmental Indirect Costs	5,904,417	6,201,629	5,986,033
Full Time Equivalents Total	-	-	3.00

SMC - BO-MC-4000 - Court Compliance

The purpose of the Court Compliance Budget Summary Level is to help defendants understand the Court's expectations and to assist them in successfully complying with court orders.

Program Expenditures	2019 Actuals	2020 Adopted	2021 Proposed
Court Compliance	5,569,069	6,009,503	4,905,269
Total	5,569,069	6,009,503	4,905,269
Full-time Equivalents Total*	44.85	44.85	32.60

**FTE totals are provided for informational purposes only. Changes in FTEs resulting from City Council or Human Resources Director actions outside of the budget process may not be detailed here*

Seattle Police Department

Adrian Diaz, Interim Chief of Police

(206) 684-5577

<http://www.seattle.gov/police/>

Department Overview

The Seattle Police Department (SPD) addresses crime, enforces laws, and enhances public safety by delivering respectful, professional, and dependable police services. SPD divides operations into five precincts. These precincts define east, west, north, south, and southwest patrol areas, with a police station in each area. The department's organizational model places neighborhood-based emergency response services at its core, allowing SPD the greatest flexibility in managing public safety. Under this model, neighborhood-based personnel in each precinct assume responsibility for public safety management, primary crime prevention and law enforcement. Precinct-based detectives investigate property crimes and crimes involving juveniles, whereas detectives in centralized units located at SPD headquarters downtown and elsewhere conduct follow-up investigations into other types of crimes. Other parts of the department function to train, equip, and provide policy guidance, human resources, communications, and technology support to those delivering direct services to the public.

Interim Police Chief Adrian Diaz has committed the department to five focus areas to anchor itself throughout the on-going work around the future of community safety:

- **Re-envisioning Policing** - Engage openly in a community-led process of designing the role the department should play in community safety
- **Humanization** - Prioritize the sanctity of human life in every situation and affirm each individual's worth.
- **Reinventing Community Engagement** - Establish true and lasting relationships through respectful interactions in every situation
- **Fiscal Stewardship** - Examine critically every dollar spent to ensure it meaningfully contributes to community safety
- **Employee Wellness and Morale** - Support exceptional police services by ensuring the department retains the best employees.

In 2018, SPD was found to be in "full and effective compliance" with court-ordered reforms set forth in the 2012 U.S. Department of Justice ("DOJ") Settlement Agreement ("Consent Decree"). In May 2020, the City and SPD asked the court to terminate the sustainment period, stating SPD had fully demonstrated a culture of continuous improvement and innovation by meeting all of the court's requirements. Following the murders of George Floyd and Breonna Taylor by police officers, and the ensuing civil rights reckoning demanding a new model of community safety, the City and SPD asked to withdraw the termination order and committed to a community-led process of re-envisioning public safety.

Budget Snapshot

	2019 Actuals	2020 Adopted	2021 Proposed
Department Support			
General Fund Support	398,003,113	406,979,966	357,619,949
Other Funding - Operating	766,418	2,131,785	2,131,090
Total Operations	398,769,531	409,111,751	359,751,039
Total Appropriations	398,769,531	409,111,751	359,751,039
 Full-Time Equivalents Total*	 2,172.35	 2,187.35	 1,853.05

* FTE totals are provided for informational purposes only. Changes in FTEs resulting from City Council or Human Resources Director actions outside of the budget process may not be detailed here

Seattle Police Department

Budget Overview

Throughout the summer of 2020, Seattle residents have taken to the streets to protest the unjust murders of Black Americans George Floyd and Breonna Taylor and the shooting of Jacob Blake; all of these individuals experienced violent and lethal force at the hands of the police. For years, Seattle has been making progress to expand alternatives to arrest and incarceration and has gradually begun to increase community-based programs that address the root causes of crime and violence. Important reforms under the federal consent decree have been made in SPD, including a substantial decrease in use of force involving people in crisis and the implementation and advancement of community outreach programs. Communities are not only protesting race-based disparities in the SPD but the systemic racism built into government.

In an effort to right these historical wrongs, the City will endeavor to increase transparency and accountability into the SPD and its budget, functions, and the policymaking process. To begin this work, the City will conduct a thorough analysis of all 911 calls and all functions of the Seattle Police Department to ensure the department can continue to swiftly respond to Priority One and Two calls while transitioning calls that result from homelessness, behavioral health issues, or substance use problems to organizations outside of law enforcement. Throughout this effort, the City's north star will be creating a system that does not disproportionately criminalize Black people and other communities of color and does not criminalize people for experiencing the effects of institutional failures. Righting the wrongs of American history will not happen overnight, but the City will endeavor every day to embrace this seminal moment in history to create true and lasting change.

The 2021 Proposed Budget for the Seattle Police Department outlines a solid first step in reinventing policing and reimagining community safety. The budget reduces the size of SPD's sworn force, transfers functions from SPD that are better performed in a more civilianized practice and makes short-term reductions to SPD's budget in response to the COVID-19 pandemic. As community-led alternative responses are developed, the size of the force and appropriate response will be continually examined.

Right-sizing the sworn force

The Seattle Police Department was budgeted for 1,422 sworn officers in the 2020 Adopted budget. Because of the logistical and budget pressures created by the COVID-19 pandemic and demonstration expenses, a temporary hiring freeze has been put in place. Some of these pressures will continue into 2021 such that SPD will only be able to fill 1,400 sworn officer FTEs. Furthermore, the 2019 and 2020 Adopted Budgets expanded the force size, and this budget rolls back that expansion as we focus on ensuring that police officers are focused in work that requires a sworn officer. An interdepartmental team (IDT) will study SPD's functions, staffing levels, overtime needs and alternatives to police response that enhance community safety. The IDT will submit findings that will recommend staffing levels.

Functions that are not required to be in SPD

An early analysis of the functions in SPD that do not require police oversight determined that three units could be transferred from the department:

- **Parking Enforcement Unit.** This unit of 120 civilian employees enforces parking ordinances and provides traffic management for events such as sporting events, fun runs and film shoots. The Seattle Department of Transportation (SDOT) manages the right-of-way, determines parking zones and creates a traffic management plan for events that are enforced by this unit. Transfer of the unit to SDOT aligns these functions.
- **Office of Emergency Management.** This civilian unit coordinates the City's efforts to prepare for, respond to, and recover from disasters and emergencies. The unit staffs the City's Emergency Operations Center when a major event occurs, maintains communications and technology infrastructures for emergency response, and engages in fbr and technical assistance to communities, businesses and public sector

Seattle Police Department

agencies concerning disaster readiness and response. Creating an independent office for this unit allows for a higher level of significance for the department.

- **911 Communications Center.** This almost entirely civilian unit staffs the 911 communications center on a 24/7 basis. Call takers and dispatchers are responsible for receiving incoming communications, triaging calls and dispatching sworn and civilian officers, such as parking enforcement officers, as needed. All Fire calls are received by the 911 Communications Center, and then transferred to Seattle Fire Department for review/action. As non-sworn, community-based alternative responses to calls are developed, the 911 Communications Center, now called the Seattle Emergency Communications Center, will be crucial in dispatching those responses.

Continuing Investments in Police Reform and Accountability

The 2021 Proposed Budget expands activities pertaining to sustainment of the federal consent decree, reinforcing implemented reforms and investing in accountability structures within the department. This budget adds capacity to the Office of Police Accountability (OPA) by adding a civilian investigator supervisor to the office who will oversee sworn and civilian investigators who investigate constituent complaints about policing and will work to decrease the backlog of investigations. This adds a second supervisor to the team of nine sworn and two civilian investigative staff.

In 2021, the City Budget Office will be undertaking a study to examine opportunities for shared coordination of resources across the three police accountability entities, the Community Police Commission, the Office of the Inspector General and the Office of Police Accountability. This study will make recommendations regarding coordination of community engagement, communications, administrative support (e.g. accounting, human resources) or other functions. The recommendations could lead to budget or operational efficiencies but will ensure the independence of each entity.

Seattle Police Department

Incremental Budget Changes

Seattle Police Department

	2021 Proposed Budget	FTE
2020 Adopted Budget	409,111,751	2187.35
Proposed Operating		
Reduction to sworn officers counts and salaries; reduction to overtime and savings from a civilian hiring freeze.	(22,402,317)	(47.00)
Transfer Parking Enforcement to Seattle Department of Transportation	(14,105,132)	(120.00)
Parking Enforcement Special Events Overtime	(803,000)	-
Transfer Office of Emergency Management out of Seattle Police Department	(2,463,466)	(14.00)
Transfer 911 Call Center out of Seattle Police Department and create Seattle Emergency Communications Center	(18,215,697)	(140.00)
Back Office Support for Parking Enforcement, Emergency Management and Emergency Communications Center	(1,418,000)	(3.50)
OPA Investigations Supervisor	167,493	1.00
Automated Enforcement	750,000	-
Proposed Technical		
Budget Realignment Adjustments	-	-
Adjustment for One-Time Budget Changes	986,380	-
2020 2nd Quarter Supplemental Ongoing Items	1,006,032	-
Transfer Victim Advocates to the Human Services Department	(1,280,124)	(11.00)
Adjust Administrative Staff Assistant from 0.8 to 1.0 FTE	-	0.20
Citywide Adjustments for Standard Cost Changes	7,105,860	-
Baseline Adjustments for Civilian Personnel Costs	1,311,259	-
Total Incremental Changes	\$(49,360,712)	(334.30)
Total 2021 Proposed Budget	\$359,751,039	1853.05

Description of Incremental Budget Changes

Proposed Operating

Reduction to sworn officers counts and salaries; reduction to overtime and savings from a civilian hiring freeze.

Expenditures \$(22,402,317)

Position Allocation (47.00)

As a first step in reinventing policing and reimagining community safety, a reduction of \$22.4 million is proposed and includes the following cuts:

- Position Abrogation: Abrogate 47 sworn officer positions to decrease the force size from 1,497 positions to 1,450 sworn officer positions.

Seattle Police Department

- Sworn Vacancy Savings: Reduce funding in SPD budget from funding for 1,497 positions to funding for 1,400 positions (50 unfunded) for savings of \$15.7M.
- Civilian Vacancy Savings: Reduce funding in SPD budget from funding for 550 civilian positions to funding for 510 positions (40 unfunded) for savings of \$4.1M. This savings includes a vacancy assumption for positions that are in the Parking Enforcement Unit (10 FTE) and 911 Communications Center (11 FTE) which are proposed to be transferred from the department.
- Overtime Reduction: Reduce overtime for events and emphasis patrols by \$2.7M in 2021.

Transfer Parking Enforcement to Seattle Department of Transportation

Expenditures	\$(14,105,132)
Position Allocation	(120.00)

This item transfers the Parking Enforcement unit from the Seattle Police Department to the Seattle Department of Transportation (SDOT). As SDOT already manages the right-of-way and street parking, transferring the parking enforcement unit will allow for the functions to be unified in one department. The transfer includes all budget, personnel costs and staff associated with the unit, including support staff, overhead costs, and overtime funding.

Parking Enforcement Special Events Overtime

Expenditures	\$(803,000)
--------------	-------------

This item transfers overtime funding from SPD to Seattle Department of Transportation (SDOT) for special events staffed by Parking Enforcement Officers. SPD, SDOT and the Special Events Office will work together to develop a Memo of Understanding (MOU) on special events policy.

Transfer Office of Emergency Management out of Seattle Police Department

Expenditures	\$(2,463,466)
Position Allocation	(14.00)

This item transfers the Office of Emergency Management (OEM) from SPD to a new, independent department. The transfer includes all budget, personnel costs and staff associated with the unit, including support staff, overhead costs and overtime funding. The City Budget Office will work with the OEM, SPD and the shared services departments (SDHR, FAS and IT) to ensure that allocated rates are appropriately assigned in 2022.

Transfer 911 Call Center out of Seattle Police Department and create Seattle Emergency Communications Center

Expenditures	\$(18,215,697)
Position Allocation	(140.00)

This item transfers the 911 Call Center from SPD to a new, independent department, the SECC. The transfer includes all budget, personnel costs and staff associated with the unit, including support staff, overhead costs and overtime funding. The City Budget Office will work with the SECC, SPD and the shared services departments (SDHR, FAS and IT) to ensure that allocated rates are appropriately assigned in 2022.

Back Office Support for Parking Enforcement, Emergency Management and Emergency Communications Center

Expenditures	\$(1,418,000)
Position Allocation	(3.50)

This item transfers funding totaling \$1.4 million out of SPD to cover back office support for Parking Enforcement, the Office of Emergency Management (OEM) and the Seattle Emergency Communications Center (SECC). Parking Enforcement will be transferred to SDOT and OEM and SECC will be transferred into new, independent departments. This item also reduces 3.5 civilian vacant FTE from SPD to cover the funding necessary for the back office support.

Seattle Police Department

OPA Investigations Supervisor

Expenditures	\$167,493
Position Allocation	1.00

This change adds a second full-time civilian investigation supervisor to the Office of Police Accountability (OPA), an independent office whose budget resides within the SPD budget. OPA is currently budgeted for nine sworn investigators and two civilian investigators, with only one supervisor, which presents significant workload and span of control challenges. This is the particularly the case given the exponentially increased volume of complaints received by OPA starting in 2020. This position will ensure compliance with mandated deadlines for review, investigation, classification and distribution of case files with the appropriate support and supervision levels.

Automated Enforcement

Expenditures	\$750,000
--------------	-----------

This item adds overtime resources to SPD to support additional uses for automated traffic safety cameras in SDOT. This program is a pilot program through 2023 to permit enforcement of the following traffic violations: stopping at intersection or crosswalk, stopping when traffic obstructed, public transportation-only lane violations, and stopping or traveling in restricted lanes (including Lower West Seattle Bridge during restricted hours).

Proposed Technical

Budget Realignment Adjustments

Expenditures	-
Position Allocation	-

This technical change adjusts the department's organizational structure to allow for improved budget tracking and expenditure monitoring. SPD requested several organizational changes during last year's budget process, and additional items have been identified since those changes were implemented. This request is cost neutral and simply reallocates budget and position authority.

Adjustment for One-Time Budget Changes

Expenditures	\$986,380
Revenues	-

This item includes budget adjustments for one-time changes in the 2020 Adopted Budget such as one-time additions for Community Service Officer vehicles and setup costs, the recruitment and retention initiative, recruitment incentives and reductions for salary savings.

2020 2nd Quarter Supplemental Ongoing Items

Expenditures	\$1,006,032
--------------	-------------

This item provides ongoing funding for Seattle Parking Enforcement Officer Guild (SPEOG) wage increases which is transferred to Seattle Department of Transportation.

Transfer Victim Advocates to the Human Services Department

Expenditures	\$(1,280,124)
Position Allocation	(11.00)

This item transfers ongoing salary and benefits for 9 Victim Advocates, a Manager 1 CL&PS and a Volunteer

Seattle Police Department

Programs Coordinator from SPD to the Human Services Department (HSD). The transfer of 11 FTE to HSD was approved in the 2020 2nd Quarter Supplemental Budget Ordinance. The City Budget Office will work with the HSD, SPD and the shared services departments (SDHR, FAS and IT) to ensure that allocated rates are appropriately assigned in 2022.

Adjust Administrative Staff Assistant from 0.8 to 1.0 FTE

Position Allocation	0.20
---------------------	------

This item adjusts the FTE amount to match the funding for this position.

Citywide Adjustments for Standard Cost Changes

Expenditures	\$7,105,860
--------------	-------------

Citywide technical adjustments made in the baseline phase reflect changes to internal services costs, including rates from the Department of Finance & Administrative Services, Seattle Information Technology Department, Seattle Department of Human Resources, and for healthcare, retirement and industrial insurance charges for the department. These adjustments reflect initial assumptions about these costs and inflators early in the budget process.

Baseline Adjustments for Civilian Personnel Costs

Expenditures	\$1,311,259
--------------	-------------

This centrally administered change adjusts appropriations to reflect an annual wage increase, as outlined in the agreements between the City and the Coalition of Unions, for personnel costs included in this department's baseline budget. This includes increases to salary, FICA, Medicare, family medical leave, retirement, overtime and temporary labor. There is no increase assumed from 2021 to 2022. This does not include a 2021 salary increase for non-represented Executives, Managers and Strategic Advisors.

Seattle Police Department

Expenditure Overview

	2019 Actuals	2020 Adopted	2021 Proposed
Appropriations			
SPD - BO-SP-P1000 - Chief of Police			
00100 - General Fund	10,967,421	10,268,376	7,630,472
Total for BSL: BO-SP-P1000	10,967,421	10,268,376	7,630,472
SPD - BO-SP-P1300 - Office of Police Accountability			
00100 - General Fund	4,205,537	4,693,942	4,824,034
Total for BSL: BO-SP-P1300	4,205,537	4,693,942	4,824,034
SPD - BO-SP-P1600 - Leadership and Administration			
00100 - General Fund	77,760,077	70,026,107	89,982,260
Total for BSL: BO-SP-P1600	77,760,077	70,026,107	89,982,260
SPD - BO-SP-P1800 - Patrol Operations			
00100 - General Fund	7,933,263	147,826,693	10,083,183
Total for BSL: BO-SP-P1800	7,933,263	147,826,693	10,083,183
SPD - BO-SP-P2000 - Compliance and Professional Standards Bureau			
00100 - General Fund	3,515,592	4,610,702	4,648,249
Total for BSL: BO-SP-P2000	3,515,592	4,610,702	4,648,249
SPD - BO-SP-P3400 - Special Operations			
00100 - General Fund	60,722,813	57,635,958	43,180,084
Total for BSL: BO-SP-P3400	60,722,813	57,635,958	43,180,084
SPD - BO-SP-P4000 - Collaborative Policing			
00100 - General Fund	-	13,131,820	13,040,845
Total for BSL: BO-SP-P4000	-	13,131,820	13,040,845
SPD - BO-SP-P6100 - West Precinct			
00100 - General Fund	35,943,748	-	28,456,547
Total for BSL: BO-SP-P6100	35,943,748	-	28,456,547
SPD - BO-SP-P6200 - North Precinct			
00100 - General Fund	38,058,605	-	32,419,572
Total for BSL: BO-SP-P6200	38,058,605	-	32,419,572
SPD - BO-SP-P6500 - South Precinct			
00100 - General Fund	21,209,006	-	20,983,579
Total for BSL: BO-SP-P6500	21,209,006	-	20,983,579

Seattle Police Department

SPD - BO-SP-P6600 - East Precinct

00100 - General Fund	27,812,285	-	22,762,019
Total for BSL: BO-SP-P6600	27,812,285	-	22,762,019

SPD - BO-SP-P6700 - Southwest Precinct

00100 - General Fund	18,343,576	-	17,621,225
Total for BSL: BO-SP-P6700	18,343,576	-	17,621,225

SPD - BO-SP-P7000 - Criminal Investigations

00100 - General Fund	13,892,039	59,695,661	56,753,851
Total for BSL: BO-SP-P7000	13,892,039	59,695,661	56,753,851

SPD - BO-SP-P7100 - Violent Crimes

00100 - General Fund	9,798,857	-	-
Total for BSL: BO-SP-P7100	9,798,857	-	-

SPD - BO-SP-P7700 - Narcotics Investigations

00100 - General Fund	6,070,504	-	-
Total for BSL: BO-SP-P7700	6,070,504	-	-

SPD - BO-SP-P7800 - Special Investigations

00100 - General Fund	9,934,310	-	-
Total for BSL: BO-SP-P7800	9,934,310	-	-

SPD - BO-SP-P7900 - Special Victims

00100 - General Fund	8,021,775	-	-
Total for BSL: BO-SP-P7900	8,021,775	-	-

SPD - BO-SP-P8000 - Administrative Operations

00100 - General Fund	43,813,705	39,090,706	5,234,029
Total for BSL: BO-SP-P8000	43,813,705	39,090,706	5,234,029

SPD - BO-SP-P9000 - School Zone Camera Program

18500 - School Safety Traffic and Pedestrian Improvement Fund	-	2,131,785	2,131,090
Total for BSL: BO-SP-P9000	-	2,131,785	2,131,090

SPD - BO-SP-P9999 - Special Fund Projects

00100 - General Fund	-	-	-
15050 - Drug Enforcement Forfeiture	168,124	-	-
15060 - Vice Enforcement/ML Forfeiture	2,180	-	-
15070 - Money Laundering Forfeiture	269,498	-	-
15310 - Gift Catalog - Police	326,616	-	-

Seattle Police Department

Total for BSL: BO-SP-P9999 766,419 - -

Department Total **398,769,531** **409,111,751** **359,751,039**

Department Full-Time Equivalents Total* **2,172.35** **2,187.35** **1,853.05**

** FTE totals are provided for informational purposes only. Changes in FTEs resulting from City Council or Human Resources Director actions outside of the budget process may not be detailed here*

Budget Summary by Fund Seattle Police Department

	2019 Actuals	2020 Adopted	2021 Proposed
00100 - General Fund	398,003,113	406,979,966	357,619,949
15050 - Drug Enforcement Forfeiture	168,124	-	-
15060 - Vice Enforcement/ML Forfeiture	2,180	-	-
15070 - Money Laundering Forfeiture	269,498	-	-
15310 - Gift Catalog - Police	326,616	-	-
18500 - School Safety Traffic and Pedestrian Improvement Fund	-	2,131,785	2,131,090
Budget Totals for SPD	398,769,531	409,111,751	359,751,039

Seattle Police Department

Revenue Overview

2021 Estimated Revenues

Account Code	Account Name	2019 Actuals	2020 Adopted	2021 Proposed
322900	Nonbus Lic&Perm-Other	26,346	28,173	26,346
331110	Direct Fed Grants	484,938	1,094,645	2,894,498
333110	Ind Fed Grants	2,569,070	1,011,504	2,376,802
337000	Local Grants,Entitl & Oth Pay	-	1,415,650	-
341060	Photocopy Svcs	52,703	54,821	51,998
341190	Personnel Service Fees	3,865,319	3,926,013	3,865,319
341900	General Government-Other Rev	1,994,853	2,177,440	2,181,576
342010	Law Enforcement Fees	11,566,066	6,471,803	8,642,313
342120	Emergency Service Fees	1,742,732	1,065,915	1,718,078
343280	Recycled Materials Rev	5,481	-	5,481
343320	Recoveries-Sundry	252,745	3,754	3,493
350110	Evidence Confiscations	905,988	505,153	505,153
350180	Misc Fines & Penalties	40,484	19,886	40,484
360020	Inv Earn-Residual Cash	11,998	-	-
360220	Interest Earned On Delinquent A	2,304	-	-
360240	Other Investment Income	290	-	-
360300	St Space Facilities Rentals	-	864	864
360390	Proceeds From Sale Of Assets	2,423	-	-
360400	Unclaimed Money/Property Sales	26,175	21,564	28,598
360420	Other Judgments & Settlements	16,261	14,382	11,551
360450	Emplyee Pnsn Contribution	(3)	-	-
360540	Cashiers Overages & Shortages	(694)	-	-
360570	Collection Expense - Misc	(48,528)	240,038	196,405
360580	Uncollectible Expense - Misc	(28)	-	-
360900	Miscellaneous Revs-Other Rev	18,261	3,329	-
Total Revenues for: 00100 - General Fund		23,535,185	18,054,934	22,548,959
332010	Fed Entitlmnt-Forfeited Prop	608,337	-	-
360020	Inv Earn-Residual Cash	5,460	-	-
Total Revenues for: 15050 - Drug Enforcement Forfeiture		613,797	-	-
360020	Inv Earn-Residual Cash	5,223	-	-
Total Revenues for: 15060 - Vice Enforcement/ML Forfeiture		5,223	-	-

Seattle Police Department

360020	Inv Earn-Residual Cash	13,523	-	-
Total Revenues for: 15070 - Money Laundering Forfeiture		13,523	-	-
333110	Ind Fed Grants	16,837	-	-
360020	Inv Earn-Residual Cash	2,570	-	-
Total Revenues for: 15080 - Emergency Management Fund		19,407	-	-
360900	Miscellaneous Revs-Other Rev	358,156	-	-
Total Revenues for: 15310 - Gift Catalog - Police		358,156	-	-
Total SPD Resources		24,545,290	18,054,934	22,548,959

Seattle Police Department

Appropriations by Budget Summary Level and Program

SPD - BO-SP-P1000 - Chief of Police

The purpose of the Chief of Police Budget Summary Level is to lead and direct department employees and to provide policy guidance and oversee relationships with the community, with the goal that the department provides the City with professional, dependable, and respectful public safety services.

Program Expenditures	2019 Actuals	2020 Adopted	2021 Proposed
Chief of Police	10,967,421	7,157,843	7,630,472
Emergency Management Operations	-	3,110,533	-
Total	10,967,421	10,268,376	7,630,472
Full-time Equivalents Total*	71.50	42.00	28.00

**FTE totals are provided for informational purposes only. Changes in FTEs resulting from City Council or Human Resources Director actions outside of the budget process may not be detailed here*

The following information summarizes the programs in Chief of Police Budget Summary Level:

Chief of Police

Expenditures/FTE	2019 Actuals	2020 Adopted	2021 Proposed
Chief of Police	10,967,421	7,157,843	7,630,472
Full Time Equivalents Total	71.50	28.00	28.00

Emergency Management Operations

Expenditures/FTE	2019 Actuals	2020 Adopted	2021 Proposed
Emergency Management Operations	-	3,110,533	-
Full Time Equivalents Total	-	14.00	-

Seattle Police Department

SPD - BO-SP-P1300 - Office of Police Accountability

The purpose of the Office of Police Accountability Budget Summary Level is to investigate and process complaints involving officers in the Seattle Police Department.

Program Expenditures	2019 Actuals	2020 Adopted	2021 Proposed
Police Accountability	4,205,537	4,693,942	4,824,034
Total	4,205,537	4,693,942	4,824,034
Full-time Equivalents Total*	27.00	26.00	27.00

**FTE totals are provided for informational purposes only. Changes in FTEs resulting from City Council or Human Resources Director actions outside of the budget process may not be detailed here*

SPD - BO-SP-P1600 - Leadership and Administration

The purpose of the Leadership and Administration Budget Summary Level is to provide executive, community, financial, human resource, technology, and business support to the Seattle Police Department. It includes the Finance and Planning unit; Grants and Contracts unit; Fleet and Facilities Management; and the Administrative Services, Information Technology, and Human Resources programs. The Audit, Policy and Research Program and Education and Training Program are also included in this Budget Summary Level.

Program Expenditures	2019 Actuals	2020 Adopted	2021 Proposed
Citywide Indirect Costs	-	23,679,789	37,336,051
Departmental Indirect Costs	60,612,481	30,950,460	33,907,270
Divisional Indirect Costs	17,147,595	15,395,858	18,738,939
Total	77,760,077	70,026,107	89,982,260
Full-time Equivalents Total*	381.85	277.85	276.05

**FTE totals are provided for informational purposes only. Changes in FTEs resulting from City Council or Human Resources Director actions outside of the budget process may not be detailed here*

The following information summarizes the programs in Leadership and Administration Budget Summary Level:

Citywide Indirect Costs

Expenditures/FTE	2019 Actuals	2020 Adopted	2021 Proposed
Citywide Indirect Costs	-	23,679,789	37,336,051

Departmental Indirect Costs

Seattle Police Department

Expenditures/FTE	2019 Actuals	2020 Adopted	2021 Proposed
Departmental Indirect Costs	60,612,481	30,950,460	33,907,270
Full Time Equivalents Total	292.85	171.85	170.05

Divisional Indirect Costs

Expenditures/FTE	2019 Actuals	2020 Adopted	2021 Proposed
Divisional Indirect Costs	17,147,595	15,395,858	18,738,939
Full Time Equivalents Total	89.00	106.00	106.00

SPD - BO-SP-P1800 - Patrol Operations

The purpose of the Patrol Operations Budget Summary Level is to provide public safety and order maintenance.

Program Expenditures	2019 Actuals	2020 Adopted	2021 Proposed
East Precinct	-	25,378,458	-
North Precinct	-	36,378,872	-
Patrol Operations	7,933,263	10,937,642	10,083,183
South Precinct	-	23,730,239	-
Southwest Precinct	-	19,823,685	-
West Precinct	-	31,577,797	-
Total	7,933,263	147,826,693	10,083,183
Full-time Equivalents Total*	29.00	898.00	24.00

**FTE totals are provided for informational purposes only. Changes in FTEs resulting from City Council or Human Resources Director actions outside of the budget process may not be detailed here*

The following information summarizes the programs in Patrol Operations Budget Summary Level:

East Precinct

Expenditures/FTE	2019 Actuals	2020 Adopted	2021 Proposed
East Precinct	-	25,378,458	-
Full Time Equivalents Total	-	156.00	-

Seattle Police Department

North Precinct

	2019 Actuals	2020 Adopted	2021 Proposed
Expenditures/FTE			
North Precinct	-	36,378,872	-
Full Time Equivalents Total	-	221.00	-

Patrol Operations

	2019 Actuals	2020 Adopted	2021 Proposed
Expenditures/FTE			
Patrol Operations	7,933,263	10,937,642	10,083,183
Full Time Equivalents Total	29.00	51.00	24.00

South Precinct

	2019 Actuals	2020 Adopted	2021 Proposed
Expenditures/FTE			
South Precinct	-	23,730,239	-
Full Time Equivalents Total	-	145.00	-

Southwest Precinct

	2019 Actuals	2020 Adopted	2021 Proposed
Expenditures/FTE			
Southwest Precinct	-	19,823,685	-
Full Time Equivalents Total	-	125.00	-

West Precinct

	2019 Actuals	2020 Adopted	2021 Proposed
Expenditures/FTE			
West Precinct	-	31,577,797	-
Full Time Equivalents Total	-	200.00	-

Seattle Police Department

SPD - BO-SP-P2000 - Compliance and Professional Standards Bureau

The purpose of the Compliance and Professional Standards Bureau Budget Summary Level is to investigate and review use of force issues. It includes the Department's Force Investigation Team and Use of Force Review Board as well as Compliance and Professional Standards Administration.

Program Expenditures	2019 Actuals	2020 Adopted	2021 Proposed
Compliance & Prof. Standards	3,515,592	4,610,702	4,648,249
Total	3,515,592	4,610,702	4,648,249
Full-time Equivalents Total*	18.00	20.00	20.00

**FTE totals are provided for informational purposes only. Changes in FTEs resulting from City Council or Human Resources Director actions outside of the budget process may not be detailed here*

SPD - BO-SP-P3400 - Special Operations

The purpose of the Special Operations Budget Summary Level is to deploy specialized response units in emergencies and disasters. The Bureau provides crowd control, special event, search, hostage, crisis, and marine-related support to monitor and protect critical infrastructure to protect lives and property, aid the work of uniformed officers and detectives, and promote the safety of the public.

Program Expenditures	2019 Actuals	2020 Adopted	2021 Proposed
Special Operations	60,722,813	57,635,958	43,180,084
Total	60,722,813	57,635,958	43,180,084
Full-time Equivalents Total*	282.00	292.00	172.00

**FTE totals are provided for informational purposes only. Changes in FTEs resulting from City Council or Human Resources Director actions outside of the budget process may not be detailed here*

Seattle Police Department

SPD - BO-SP-P4000 - Collaborative Policing

The purpose of the Collaborative Policing Budget Summary Level is to centralize the department's efforts to collaborate and partner with the community on public safety issues. The BSL is a combination of the department's community engagement and outreach elements including the new Community Service Officers (CSO) program, Navigation Team, and Crisis Intervention Response Team.

Program Expenditures	2019 Actuals	2020 Adopted	2021 Proposed
Collaborative Policing	-	13,131,820	13,040,845
Total	-	13,131,820	13,040,845
Full-time Equivalents Total*	-	82.00	82.00

**FTE totals are provided for informational purposes only. Changes in FTEs resulting from City Council or Human Resources Director actions outside of the budget process may not be detailed here*

SPD - BO-SP-P6100 - West Precinct

The purpose of the West Precinct Patrol Budget Summary Level is to provide the full range of public safety and order maintenance services to residents of, and visitors to, the West Precinct, to promote safety in their homes, schools, businesses, and the community at large.

Program Expenditures	2019 Actuals	2020 Adopted	2021 Proposed
West Precinct	35,943,748	-	28,456,547
Total	35,943,748	-	28,456,547
Full-time Equivalents Total*	228.00	-	199.00

**FTE totals are provided for informational purposes only. Changes in FTEs resulting from City Council or Human Resources Director actions outside of the budget process may not be detailed here*

SPD - BO-SP-P6200 - North Precinct

The purpose of the North Precinct Patrol Budget Summary Level is to provide the full range of public safety and order maintenance services to residents of, and visitors to, the North Precinct, to promote safety in their homes, schools, businesses, and the community at large.

Program Expenditures	2019 Actuals	2020 Adopted	2021 Proposed
North Precinct	38,058,605	-	32,419,572
Total	38,058,605	-	32,419,572
Full-time Equivalents Total*	245.00	-	218.00

**FTE totals are provided for informational purposes only. Changes in FTEs resulting from City Council or Human Resources Director actions outside of the budget process may not be detailed here*

Seattle Police Department

SPD - BO-SP-P6500 - South Precinct

The purpose of the South Precinct Patrol Budget Summary Level is to provide the full range of public safety and order maintenance services with the goal of keeping residents of, and visitors to, the South Precinct, safe in their homes, schools, businesses, and the community at large.

Program Expenditures	2019 Actuals	2020 Adopted	2021 Proposed
South Precinct	21,209,006	-	20,983,579
Total	21,209,006	-	20,983,579
Full-time Equivalents Total*	133.00	-	145.00

**FTE totals are provided for informational purposes only. Changes in FTEs resulting from City Council or Human Resources Director actions outside of the budget process may not be detailed here*

SPD - BO-SP-P6600 - East Precinct

The purpose of the East Precinct Budget Summary Level is to provide the full range of public safety and order maintenance services to residents of, and visitors to, the East Precinct, to promote safety in their homes, schools, businesses, and the community at large.

Program Expenditures	2019 Actuals	2020 Adopted	2021 Proposed
East Precinct	27,812,285	-	22,762,019
Total	27,812,285	-	22,762,019
Full-time Equivalents Total*	178.00	-	153.00

**FTE totals are provided for informational purposes only. Changes in FTEs resulting from City Council or Human Resources Director actions outside of the budget process may not be detailed here*

SPD - BO-SP-P6700 - Southwest Precinct

The purpose of the Southwest Precinct Patrol Budget Summary Level is to provide the full range of public safety and order maintenance services to residents of, and visitors to, the Southwest Precinct, to promote safety in their homes, schools, businesses, and the community at large.

Program Expenditures	2019 Actuals	2020 Adopted	2021 Proposed
Southwest Precinct	18,343,576	-	17,621,225
Total	18,343,576	-	17,621,225
Full-time Equivalents Total*	124.00	-	111.00

**FTE totals are provided for informational purposes only. Changes in FTEs resulting from City Council or Human Resources Director actions outside of the budget process may not be detailed here*

Seattle Police Department

SPD - BO-SP-P7000 - Criminal Investigations

The purpose of the Criminal Investigations Budget Summary Level is to investigate potential criminal activity.

Program Expenditures	2019 Actuals	2020 Adopted	2021 Proposed
Coordinated Criminal Investigations	-	6,112,668	6,178,985
Criminal Investigations	13,892,039	23,419,742	22,697,564
Narcotics Investigations	-	6,606,225	6,671,505
Special Victims	-	9,157,213	8,329,748
Violent Crimes	-	14,399,813	12,876,049
Total	13,892,039	59,695,661	56,753,851
Full-time Equivalents Total*	91.00	379.50	368.00

**FTE totals are provided for informational purposes only. Changes in FTEs resulting from City Council or Human Resources Director actions outside of the budget process may not be detailed here*

The following information summarizes the programs in Criminal Investigations Budget Summary Level:

Coordinated Criminal Investigations

Expenditures/FTE	2019 Actuals	2020 Adopted	2021 Proposed
Coordinated Criminal Investigations	-	6,112,668	6,178,985
Full Time Equivalents Total	-	35.00	35.00

Criminal Investigations

Expenditures/FTE	2019 Actuals	2020 Adopted	2021 Proposed
Criminal Investigations	13,892,039	23,419,742	22,697,564
Full Time Equivalents Total	91.00	171.50	179.00

Narcotics Investigations

Expenditures/FTE	2019 Actuals	2020 Adopted	2021 Proposed
-------------------------	-------------------------	-------------------------	--------------------------

Seattle Police Department

Narcotics Investigations	-	6,606,225	6,671,505
Full Time Equivalents Total	-	35.00	35.00

Special Victims

	2019 Actuals	2020 Adopted	2021 Proposed
Expenditures/FTE			
Special Victims	-	9,157,213	8,329,748
Full Time Equivalents Total	-	59.00	51.00

Violent Crimes

	2019 Actuals	2020 Adopted	2021 Proposed
Expenditures/FTE			
Violent Crimes	-	14,399,813	12,876,049
Full Time Equivalents Total	-	79.00	68.00

SPD - BO-SP-P7100 - Violent Crimes

The purpose of the Violent Crimes Investigations Budget Summary Level is to apply a broad range of professional investigative skills and crime scene techniques to homicide, assault, robbery, bias crimes, missing persons, extortion, threat and harassment, and gang-related cases, in order to hold offenders accountable, help prevent further harm to victims, and promote public safety.

Program Expenditures	2019 Actuals	2020 Adopted	2021 Proposed
Violent Crimes	9,798,857	-	-
Total	9,798,857	-	-
Full-time Equivalents Total*	52.00	-	-

**FTE totals are provided for informational purposes only. Changes in FTEs resulting from City Council or Human Resources Director actions outside of the budget process may not be detailed here*

Seattle Police Department

SPD - BO-SP-P7700 - Narcotics Investigations

The purpose of the Narcotics Investigations Budget Summary Level is to apply a broad range of professional investigative skills to interdict narcotics activities affecting the community and region to hold offenders involved in these activities accountable and to promote public safety.

Program Expenditures	2019 Actuals	2020 Adopted	2021 Proposed
Narcotics Investigations	6,070,504	-	-
Total	6,070,504	-	-
Full-time Equivalents Total*	32.00	-	-

**FTE totals are provided for informational purposes only. Changes in FTEs resulting from City Council or Human Resources Director actions outside of the budget process may not be detailed here*

SPD - BO-SP-P7800 - Special Investigations

The purpose of the Special Investigations Budget Summary Level is to apply a broad range of professional investigative and analytical skills toward investigating and interdicting vehicle theft, fraud, forgery, and financial exploitation cases; vice crimes and organized crime activities in the community; and toward identifying and describing crime patterns and trends with the goals of holding offenders involved in these activities accountable and to promote public safety.

Program Expenditures	2019 Actuals	2020 Adopted	2021 Proposed
Special Investigations	9,934,310	-	-
Total	9,934,310	-	-
Full-time Equivalents Total*	65.00	-	-

**FTE totals are provided for informational purposes only. Changes in FTEs resulting from City Council or Human Resources Director actions outside of the budget process may not be detailed here*

Seattle Police Department

SPD - BO-SP-P7900 - Special Victims

The purpose of the Special Victims Budget Summary Level is to apply a broad range of professional investigative skills to cases involving family violence, sexual assault, child, and elder abuse, and custodial interference with the goals of holding offenders accountable, preventing additional harm to victims, and promoting public safety.

Program Expenditures	2019 Actuals	2020 Adopted	2021 Proposed
Special Victims	8,021,775	-	-
Total	8,021,775	-	-
Full-time Equivalents Total*	52.00	-	-

**FTE totals are provided for informational purposes only. Changes in FTEs resulting from City Council or Human Resources Director actions outside of the budget process may not be detailed here*

SPD - BO-SP-P8000 - Administrative Operations

The purpose of the Administrative Operations Budget Summary Level is to provide telephone and online reporting as well as data collection, analysis, and reporting for data-informed management and policing. The Administrative Operations Budget Summary Level includes the Telephone Reporting and Data Driven Policing Programs.

Program Expenditures	2019 Actuals	2020 Adopted	2021 Proposed
Administrative Operations	43,813,705	39,090,706	5,234,029
Total	43,813,705	39,090,706	5,234,029
Full-time Equivalents Total*	163.00	170.00	30.00

**FTE totals are provided for informational purposes only. Changes in FTEs resulting from City Council or Human Resources Director actions outside of the budget process may not be detailed here*

SPD - BO-SP-P9000 - School Zone Camera Program

The purpose of the School Zone Camera Program Budget Summary Level is to support operations and administration for the School Zone Camera program

Program Expenditures	2019 Actuals	2020 Adopted	2021 Proposed
School Zone Camera Program	-	2,131,785	2,131,090
Total	-	2,131,785	2,131,090

**FTE totals are provided for informational purposes only. Changes in FTEs resulting from City Council or Human Resources Director actions outside of the budget process may not be detailed here*

Police Relief and Pension

Dan Oliver, Executive Secretary

(206) 386-1286

<http://www.seattle.gov/policepension/>

Department Overview

The Police Relief and Pension Fund (PPEN) provides pension and medical benefit services to eligible active and retired police officers and their beneficiaries. PPEN is a closed plan which only covers police officers who were hired before October 1, 1977. Retiree benefits for police officers hired more recently are primarily covered through a separate state-managed plan.

The management of police benefits funds transitioned in the 1970s from local to state control. Prior to that time, the City paid into PPEN to provide for police officer retiree benefits. In March 1970, the State of Washington took over the provision of certain police pensions through Revised Code of Washington (RCW) Section 41.26, the Law Enforcement Officers and Fire Fighters (LEOFF) Plan 1. Seattle police officers hired between March 1970 and October 1977 enrolled in LEOFF 1, but also received additional benefit coverage through PPEN. As a result, this group of police officers receives retiree benefits primarily from the state's LEOFF 1 plan, but also any earned increment from the City's PPEN that exceeds LEOFF 1 coverage. Both PPEN and LEOFF 1 closed to new enrollees in October 1977. Police officers hired after that date enroll in the state's LEOFF 2 plan and do not receive benefits from PPEN.

The Seattle Police Pension Board is a seven-member quasi-judicial body chaired by the Mayor or the Mayor's designee, which formulates policy, rules on disability applications, and provides oversight of the Police Pension Fund. Three staff employees of the board handle all of its operational functions. Staff positions associated with Police Relief and Pension are reflected in the City's position list.

The projections of annual pension and medical benefits, which comprise about 97% of the total annual PPEN budget, are based on the forecasts of an independent actuary. The City's General Fund provides funding for nearly all of PPEN's annual budget that supports the Police Relief and Pension Fund obligations. The Police Pension Fund also has a statutory funding source from police auction proceeds, which contribute a small amount towards the annual budget.

Budget Snapshot

	2019 Actuals	2020 Adopted	2021 Proposed
Department Support			
Other Funding - Operating	22,339,415	26,633,274	26,651,531
Total Operations	22,339,415	26,633,274	26,651,531
Total Appropriations	22,339,415	26,633,274	26,651,531
Full-Time Equivalents Total*	3.00	3.00	3.00

** FTE totals are provided for informational purposes only. Changes in FTEs resulting from City Council or Human Resources Director actions outside of the budget process may not be detailed here*

Police Relief and Pension

Budget Overview

The Police Relief and Pension Fund (PPEN) pays legally mandated pension and medical benefits, including long-term care, to eligible retired police officers and qualified beneficiaries. The total pension benefits for PPEN members are increased annually through locally negotiated cost of living adjustments (COLA) and local inflation. These increases are then offset by the benefits paid by the state's LEOFF 1 pension plan which has its own annual growth rate.

Most of PPEN's retirees are represented by either the Seattle Police Management Association (SPMA) or the Seattle Police Officer's Guild (SPOG).

The 2021 Proposed Budget's retiree medical and long-term care costs are \$15.38 million, unchanged from the 2020 Adopted Budget. The actuarial report anticipates medical and long-term care costs will increase over the next 15 to 20 years due to PPEN's aging membership and annual trend rates for medical and long-term care costs.

The 2021 Proposed Budget includes appropriation increases of \$18,257 for centrally adjusted administrative and labor costs and uses \$275,545 of existing fund balance to provide resources against expected expenditures.

Incremental Budget Changes

Police Relief and Pension

	2021 Proposed Budget	FTE
2020 Adopted Budget	26,633,274	3.00
Adjustment for One-Time Budget Changes	-	-
Citywide Adjustments for Standard Cost Changes	(488)	-
Baseline Adjustments for Personnel Costs	18,745	-
Proposed Technical		
PPEN-Balancing	-	-
Total Incremental Changes	\$18,257	-
Total 2021 Proposed Budget	\$26,651,531	3.00

Description of Incremental Budget Changes

Adjustment for One-Time Budget Changes

Revenues \$(257,288)

This item includes budget adjustments for one-time changes in the 2020 Adopted Budget:

Citywide Adjustments for Standard Cost Changes

Police Relief and Pension

Expenditures \$(488)

Citywide technical adjustments made in the baseline phase reflect changes to internal services costs, including rates from the Department of Finance & Administrative Services, Seattle Information Technology Department, Seattle Department of Human Resources, and for healthcare, retirement and industrial insurance charges for the department. These adjustments reflect initial assumptions about these costs and inflators early in the budget process.

Baseline Adjustments for Personnel Costs

Expenditures \$18,745

This centrally administered change adjusts appropriations to reflect an annual wage increase, as outlined in the agreements between the City and the Coalition of Unions, for personnel costs included in this department's baseline budget. This includes increases to salary, FICA, Medicare, family medical leave, retirement, overtime and temporary labor. There is no increase assumed from 2021 to 2022. This does not include a 2021 salary increase for non-represented Executives, Managers and Strategic Advisors.

Proposed Technical

PPEN-Balancing

Revenues \$275,545

This is a technical item to balance revenues and expenditures for the Funds managed by this department

Expenditure Overview

	2019 Actuals	2020 Adopted	2021 Proposed
Appropriations			
PPEN - BO-PP-RP604 - Police Relief and Pension			
61060 - Police Relief & Pension Fund	22,339,415	26,633,274	26,651,531
Total for BSL: BO-PP-RP604	22,339,415	26,633,274	26,651,531
Department Total	22,339,415	26,633,274	26,651,531
Department Full-Time Equivalents Total*	3.00	3.00	3.00

** FTE totals are provided for informational purposes only. Changes in FTEs resulting from City Council or Human Resources Director actions outside of the budget process may not be detailed here*

Budget Summary by Fund Police Relief and Pension

	2019 Actuals	2020 Adopted	2021 Proposed
61060 - Police Relief & Pension Fund	22,339,415	26,633,274	26,651,531
Budget Totals for PPEN	22,339,415	26,633,274	26,651,531

Police Relief and Pension

Revenue Overview

2021 Estimated Revenues

Account Code	Account Name	2019 Actuals	2020 Adopted	2021 Proposed
360400	Unclaimed Money/Property Sales	154,236	117,000	117,000
360430	Employr Pnsn Contributions	25,165,128	25,858,986	25,858,986
360440	Employr Dth Ben Contribution	6,846	-	-
397010	Operating Transfers In	-	400,000	400,000
Total Revenues for: 61060 - Police Relief & Pension Fund		25,326,209	26,375,986	26,375,986
400000	Use of/Contribution to Fund Balance	-	257,288	275,545
Total Resources for: 61060 - Police Relief & Pension Fund		25,326,209	26,633,274	26,651,531
Total PPEN Resources		25,326,209	26,633,274	26,651,531

Police Relief and Pension

Appropriations by Budget Summary Level and Program

PPEN - BO-PP-RP604 - Police Relief and Pension

The purpose of the Police Relief and Pension Budget Summary Level is to provide responsive benefit services to eligible active-duty and retired Seattle police officers.

Program Expenditures	2019 Actuals	2020 Adopted	2021 Proposed
Death Benefits	14,000	18,000	18,000
Leadership and Administration	740,372	856,525	874,782
Long-Term Care	5,363,172	-	-
Medical Benefits	8,336,486	15,380,000	15,380,000
Pensions	7,885,386	10,378,749	10,378,749
Total	22,339,415	26,633,274	26,651,531
Full-time Equivalents Total*	3.00	3.00	3.00

**FTE totals are provided for informational purposes only. Changes in FTEs resulting from City Council or Human Resources Director actions outside of the budget process may not be detailed here*

The following information summarizes the programs in Police Relief and Pension Budget Summary Level:

Death Benefits

Expenditures/FTE	2019 Actuals	2020 Adopted	2021 Proposed
Death Benefits	14,000	18,000	18,000

Leadership and Administration

Expenditures/FTE	2019 Actuals	2020 Adopted	2021 Proposed
Leadership and Administration	740,372	856,525	874,782
Full Time Equivalents Total	3.00	3.00	3.00

Long-Term Care

Expenditures/FTE	2019 Actuals	2020 Adopted	2021 Proposed
Long-Term Care	5,363,172	-	-

Police Relief and Pension

Medical Benefits

	2019	2020	2021
Expenditures/FTE	Actuals	Adopted	Proposed
Medical Benefits	8,336,486	15,380,000	15,380,000

Pensions

	2019	2020	2021
Expenditures/FTE	Actuals	Adopted	Proposed
Pensions	7,885,386	10,378,749	10,378,749

Seattle City Light

Debra Smith, General Manager & CEO

(206) 684-3500

<http://www.seattle.gov/light/>

Department Overview

Seattle City Light was created by the residents of Seattle in 1902 to provide affordable, reliable, and environmentally sound electric power to the City of Seattle and neighboring suburbs. Owned by the community it serves, City Light is a nationally recognized leader in energy efficiency, renewable resource development, and environmental stewardship.

City Light provides electric power to approximately 464,000 residential, business, and industrial customers within a 131-square-mile service area. City Light provides power to the City of Seattle and surrounding jurisdictions, including parts of Shoreline, Burien, Tukwila, SeaTac, Lake Forest Park, Renton, Normandy Park, and areas of unincorporated King County.

City Light owns about 2,000 megawatts of very low-cost, environmentally-responsible, hydroelectric generation capacity. In an average year, City Light meets about 50% of its load with hydroelectric facilities that it owns directly and obtains the remainder primarily through the Bonneville Power Administration (BPA). City Light is the nation's ninth largest publicly-owned electric utility in terms of customers served.

Budget Snapshot

	2019 Actuals	2020 Adopted	2021 Proposed
Department Support			
Other Funding - Operating	948,609,867	1,054,941,837	995,942,126
Total Operations	948,609,867	1,054,941,837	995,942,126
Capital Support			
Other Funding - Capital	356,452,965	378,049,146	361,815,181
Total Capital	356,452,965	378,049,146	361,815,181
Total Appropriations	1,305,062,832	1,432,990,982	1,357,757,307
Full-Time Equivalents Total*	1,791.30	1,792.80	1,792.80

* FTE totals are provided for informational purposes only. Changes in FTEs resulting from City Council or Human Resources Director actions outside of the budget process may not be detailed here

Budget Overview

Seattle City Light's 2021 Proposed Budget is significantly impacted by the COVID-19 pandemic. Since the onset of the pandemic, electricity use has declined approximately 5%. Based on current projections, the proposed budget assumes this 5% reduction will continue in 2021. Additionally, the 2021-2026 Strategic Plan was placed on hold until further notice. A new two-year rate ordinance typically accompanies the strategic plan, however due to the

Seattle City Light

economic hardships brought on by the pandemic, there will be no rate increase, and 2021 rates will be held at 2020 levels (the previous Strategic Plan originally called for a rate increase of 3.6% in 2021).

The decline in electricity use negatively impacts department revenues, and City Light projects a \$55 million revenue shortfall in 2021. In response, the utility will implement reductions of approximately 10% to the controllable operating budget. These reductions include limiting hiring to essential personnel and increasing the vacancy rate from 6% to 12%. Non-labor budgets will also be reduced throughout the department in areas like consulting services, training and travel, supplies and performance pay. City Light prioritized maintaining essential services and customer-driven work, consequently, these reductions will not impact critical utility functions.

Capital program spending is also reduced in 2021 as numerous ongoing project budgets are temporarily decreased. Spending is restored in future years and several new projects are added, leading to a six-year capital budget increase of 3.5%, for a total of \$2.29 billion. The most significant project increase is for the Pole Replacement project. This additional funding will accelerate the replacement of City Light's wooden poles that have reached the end of their serviceable life and will help ensure the safety and reliability of the electrical system. The capital budget also funds the Transportation Electrification plan that expands electric vehicle programming and helps build infrastructure for light, medium and heavy-duty vehicles including ferries, buses and semi-trucks. For more detailed information on the capital program, please see the 2021-2026 Proposed Capital Improvement Program.

To support the capital program and other eligible City Light costs, the 2021 Proposed Budget anticipates a 2021 bond issue of approximately \$200 million.

City Light currently has a 3% surcharge in place (surcharges are automatically triggered as part of the Rate Stabilization Account to ensure that there are adequate reserves to protect against wholesale revenue fluctuations). Wholesale revenue forecasts as of September 2020 indicate that 1.5% of this surcharge will be lifted in early 2021 and that the final 1.5% will be lifted later in the spring. Actual surcharge action will depend on market prices, winter snowpack and runoff conditions.

Seattle City Light

Incremental Budget Changes

Seattle City Light

	2021 Budget	FTE
Total 2021 Beginning Budget	1,486,604,311	1792.80
Baseline		
Net-Zero Transfers to Align with Central Cost Manual	-	-
Citywide Adjustments for Standard Cost Changes	(1,066,555)	-
Reset Fund Balance Annual Adjustment	-	-
Proposed Operating		
O&M Labor Reductions	(12,000,000)	-
O&M Controllable Non-Labor Reductions	(17,534,810)	-
Deferred O&M transferred to Transportation Electrification	(3,980,000)	-
Proposed Capital		
Accelerated Pole Replacement Program	7,200,000	-
Transportation Electrification	3,980,000	-
Transmission Tower Refurbishment	3,177,000	-
Annual Capital Spending Adjustments	(84,204,293)	-
Proposed Technical		
SCL-Revenue 2021-2022	-	-
Leadership and Administration BSL Consolidation	-	-
Technical Adjustments	(24,179,598)	-
Base Budget Adjustments for Personnel Costs	(238,748)	-
DEPT-Balancing	-	-
Total Incremental Changes	\$(128,847,004)	-
Total 2021 Proposed Budget	\$1,357,757,307	1792.80

Description of Incremental Budget Changes

Baseline

Net-Zero Transfers to Align with Central Cost Manual

Expenditures -

This net-zero adjustment aligns the base budget central rate accounts with the Central Cost Manual.

Citywide Adjustments for Standard Cost Changes

Seattle City Light

Expenditures \$(1,066,555)

Citywide technical adjustments made in the baseline phase reflect changes to internal services costs, including rates from the Department of Finance & Administrative Services, Seattle Information Technology Department, Seattle Department of Human Resources, and for healthcare, retirement and industrial insurance charges for the department. These adjustments reflect initial assumptions about these costs and inflators early in the budget process.

Reset Fund Balance Annual Adjustment

Revenues \$(319,073,740)

Each year, department revenues include an adjustment for either the use of, or the contribution to their fund balance. This baseline budget adjustment zeroes out the 2020 Adopted Budget fund balance adjustment to prepare for the 2021 adjustment.

Proposed Operating

O&M Labor Reductions

Expenditures \$(12,000,000)

This one-time adjustment captures savings in labor costs as the department limits hiring to essential positions only and increases its vacancy rate from 6% to 12%. The restricted hiring will be managed to limit impacts to essential services and customer-driven work.

O&M Controllable Non-Labor Reductions

Expenditures \$(17,534,810)

This one-time adjustment carries forward the non-labor reductions identified in 2020. The cuts reduce \$9.5 million (or 34%) of the consulting budget; \$3.1 million (100%) of the incentive pay budget; \$2.7 million (9%) of the conservation incentives budget; \$1.2 million (5%) of the services budget; and \$1.9 million (12%) of the materials and supply budget. The conservation incentives reduction brings that budget in line with previous actual spending; the department will still meet their conservation targets established under I-937. Over the past three years, energy savings have averaged 132% of the target.

Deferred O&M transferred to Transportation Electrification

Expenditures \$(3,980,000)

Approximately half of the funding in the six-year capital program for the Transportation Electrification project comes from the deferred O&M account in City Light's operating budget (this resource can be amortized but is only for non-tangible assets). This adjustment reduces the budget in the deferred O&M account; the project increase occurs in separate capital budget request.

Proposed Capital

Accelerated Pole Replacement Program

Expenditures \$7,200,000

This change request adds \$7.2 million in 2021 (a total of \$106.4 million from 2021-2026) to fund the Accelerated Pole Replacement Program. After 26 poles came down on East Marginal Way in April 2019, an investigation noted that the classifications used for determining when poles need replaced was overly broad which limited City Light's ability to effectively prioritize replacements. Pole evaluation categories have been updated and expanded, and more poles than originally anticipated are now scheduled for replacement based on an analysis of pole strength. This

Seattle City Light

funding provides for the replacement of approximately 1,000 poles in 2021, and 1,500 from 2022 through 2026 (City Light owns about 91,000 wooden poles).

Transportation Electrification

Expenditures \$3,980,000

This item adds \$3.9 million in funding in 2021 for transportation electrification projects (total funding from 2021-2026 is \$55.8 million). This project funds the capital engineering support, equipment, installation services, and/or construction services to deliver new transportation electrification pilots, projects and scalable programs. These investments in City Light's service territory will be targeted toward: electrification infrastructure for light, medium, and heavy-duty electric vehicles (including transit, commercial, government and non-profit fleets, delivery vehicles, personal vehicles and freight vehicles); electrification infrastructure for ferry and port systems; and additional infrastructure supporting the development, coordination, or integration of these systems.

Transmission Tower Refurbishment

Expenditures \$3,177,000

This adjustment adds \$3,177,000 to begin work on the steel transmission towers identified for corrosion treatment as part of the mandatory work performed under the FERC Skagit Project Relicensing agreement. The scope of work includes performing the necessary engineering design for the structural repairs on towers that have severe corrosion, and for performing the field repair work and/or corrosion control coating applications on towers that were identified from previous engineering inspections.

Annual Capital Spending Adjustments

Expenditures \$(84,204,293)

This annual adjustment reprioritizes funding in the capital program and aligns budgets with the most up-to-date information on planned project spending. For more details on the capital program please see the 2021-2026 Proposed CIP book.

Proposed Technical

SCL-Revenue 2021-2022

Revenues \$(20,717,526)

This annual adjustment aligns City Light revenue accounts with the financial forecast used for the 2021 Proposed Budget.

Leadership and Administration BSL Consolidation

Expenditures -

To better align with the BSL and project structure across the City, City Light is consolidating their Leadership and Administration BSLs into one. Previously, City Light had separate Leadership and Administration BSLs for Human Resources, the General Manager, Finance, and Facilities related expenses. As part of this consolidation, the General Manager portion of the Customer Service BSL, as well as all of the Financial Services and Facilities & Oversight BSLs, will be consolidated into one Leadership & Administration BSL.

Technical Adjustments

Expenditures \$(24,179,598)

Seattle City Light

This annual technical change aligns various operating accounts with the projected spending. The most significant changes this year are the reduction in long-term purchased power costs due to the anticipated decline in load, and lower-than-anticipated debt-service payments due to favorable interest rates.

Base Budget Adjustments for Personnel Costs

Expenditures	\$(238,748)
--------------	-------------

This centrally administered change adjusts appropriations to reflect an annual wage increase, as outlined in the agreements between the City and the Coalition of Unions, for personnel costs included in this department's baseline budget. This includes increases to salary, FICA, Medicare, family medical leave, retirement, overtime and temporary labor. There is no increase assumed from 2021 to 2022. This does not include a 2021 salary increase for non-represented Executives, Managers and Strategic Advisors.

DEPT-Balancing

Revenues	\$264,561,128
----------	---------------

This is a technical item to balance revenues and expenditures for the Funds managed by this department.

Seattle City Light

Expenditure Overview

	2019 Actuals	2020 Adopted	2021 Proposed
Appropriations			
SCL - BC-CL-W - Financial Services - CIP			
41000 - Light Fund	1,991,880	-	-
Total for BSL: BC-CL-W	1,991,880	-	-
SCL - BC-CL-X - Power Supply - CIP			
41000 - Light Fund	87,515,482	116,371,639	92,943,393
Total for BSL: BC-CL-X	87,515,482	116,371,639	92,943,393
SCL - BC-CL-Y - Transmission and Distribution - CIP			
41000 - Light Fund	161,842,495	147,563,829	174,310,214
Total for BSL: BC-CL-Y	161,842,495	147,563,829	174,310,214
SCL - BC-CL-Z - Customer Focused - CIP			
41000 - Light Fund	105,103,109	114,113,679	94,561,574
Total for BSL: BC-CL-Z	105,103,109	114,113,679	94,561,574
SCL - BO-CL-A - Leadership and Administration			
41000 - Light Fund	11,654,661	8,565,429	69,488,798
Total for BSL: BO-CL-A	11,654,661	8,565,429	69,488,798
SCL - BO-CL-C - Customer Service			
41000 - Light Fund	78,315,019	29,143,428	48,023,682
Total for BSL: BO-CL-C	78,315,019	29,143,428	48,023,682
SCL - BO-CL-D - Debt Services			
41000 - Light Fund	227,424,569	240,913,369	237,513,203
Total for BSL: BO-CL-D	227,424,569	240,913,369	237,513,203
SCL - BO-CL-E - Power System Operations and Asset Management O&M			
41000 - Light Fund	22,032,574	33,561,494	41,764,853
Total for BSL: BO-CL-E	22,032,574	33,561,494	41,764,853
SCL - BO-CL-F - Leadership and Administration - Financial Services O&M			
41000 - Light Fund	7,603,368	6,338,763	-
Total for BSL: BO-CL-F	7,603,368	6,338,763	-
SCL - BO-CL-G - Generation Operations and Engineering O&M			
41000 - Light Fund	27,378,166	30,401,835	29,570,112
Total for BSL: BO-CL-G	27,378,166	30,401,835	29,570,112

Seattle City Light

SCL - BO-CL-L - Long Term Purchased Power

41000 - Light Fund	284,908,555	307,722,319	276,523,694
Total for BSL: BO-CL-L	284,908,555	307,722,319	276,523,694

SCL - BO-CL-N - Leadership and Administration - General Expense

41000 - Light Fund	33,146,667	54,778,126	-
Total for BSL: BO-CL-N	33,146,667	54,778,126	-

SCL - BO-CL-O - Leadership and Administration - Facilities and Oversight

41000 - Light Fund	-	10,871,454	-
Total for BSL: BO-CL-O	-	10,871,454	-

SCL - BO-CL-P - Energy Innovation and Resources O&M

41000 - Light Fund	12,207,157	67,134,933	23,443,814
Total for BSL: BO-CL-P	12,207,157	67,134,933	23,443,814

SCL - BO-CL-Q - Taxes

41000 - Light Fund	103,379,486	108,556,535	107,361,424
Total for BSL: BO-CL-Q	103,379,486	108,556,535	107,361,424

SCL - BO-CL-S - Short Term Purchased Power

41000 - Light Fund	51,347,746	40,408,243	45,410,408
Total for BSL: BO-CL-S	51,347,746	40,408,243	45,410,408

SCL - BO-CL-T - Transmission and Distribution O&M

41000 - Light Fund	74,146,856	99,692,015	99,208,368
Total for BSL: BO-CL-T	74,146,856	99,692,015	99,208,368

SCL - BO-CL-V - Environmental Affairs O&M

41000 - Light Fund	15,065,042	16,853,892	17,633,770
Total for BSL: BO-CL-V	15,065,042	16,853,892	17,633,770

Department Total	1,305,062,832	1,432,990,982	1,357,757,307
-------------------------	----------------------	----------------------	----------------------

Department Full-Time Equivalents Total*	1,791.30	1,792.80	1,792.80
--	-----------------	-----------------	-----------------

* FTE totals are provided for informational purposes only. Changes in FTEs resulting from City Council or Human Resources Director actions outside of the budget process may not be detailed here

Budget Summary by Fund Seattle City Light

	2019 Actuals	2020 Adopted	2021 Proposed
41000 - Light Fund	1,305,062,832	1,432,990,982	1,357,757,307
Budget Totals for SCL	1,305,062,832	1,432,990,982	1,357,757,307

Seattle City Light

Revenue Overview

2021 Estimated Revenues

Account Code	Account Name	2019 Actuals	2020 Adopted	2021 Proposed
331000	Direct Federal Grants	593,353	-	-
331240	Bpa Revenues	3,737,889	9,000,000	5,250,000
332020	Build America Bonds Subsidy Pa	6,010,665	5,970,262	5,994,447
343020	Services For Others-Nonop	8,550,434	7,363,014	8,530,183
343030	Electric Sales-Consumers	903,800,955	954,831,606	895,065,200
343050	Interchange Power To	86,879,444	70,945,354	101,283,585
343100	Other Electric Service Rev	2,246,505	2,339,841	2,511,226
360010	Investment Interest	10,731,157	8,638,457	8,878,039
360220	Interest Earned on Delinquent A	3,147,502	2,913,337	3,499,080
360320	Rent from Operating Property	2,334,461	2,819,868	2,940,386
360350	Other Rents & Use Charges	13,592,286	5,820,720	7,798,545
374000	Cap Contr Fed/State Grants	373,909	115,660	77,514
393010	Contributions In Aid Of Constr	63,798,092	42,005,439	51,367,920
395010	Sales Of Land & Buildings	1,697,737	1,150,096	-
Total Revenues for: 41000 - Light Fund		1,107,494,388	1,113,913,652	1,093,196,125
400000	Use of/Contribution to Fund Balance	197,568,444	319,077,330	264,561,182
Total Resources for:41000 - Light Fund		1,305,062,832	1,432,990,982	1,357,757,307
Total SCL Resources		1,305,062,832	1,432,990,982	1,357,757,307

Seattle City Light

Appropriations by Budget Summary Level and Program

SCL - BC-CL-W - Financial Services - CIP

The purpose of the Financial Services - CIP Budget Summary Level is to provide for the capital costs of rehabilitation and replacement of the utility's financial systems and information technology infrastructure, and the development and implementation of large software applications. This Budget Summary Level supports capital projects identified in the department's Capital Improvement Plan.

Program Expenditures	2019 Actuals	2020 Adopted	2021 Proposed
FINANCE AND IT SYSTEMS	1,991,880	-	-
Total	1,991,880	-	-
Full-time Equivalents Total*	10.71	10.71	-

**FTE totals are provided for informational purposes only. Changes in FTEs resulting from City Council or Human Resources Director actions outside of the budget process may not be detailed here*

SCL - BC-CL-X - Power Supply - CIP

The purpose of the Power Supply - CIP Budget Summary Level is to provide for the capital costs of electrification, facility improvements, maintaining the physical generating plant and associated power license, and regulatory requirements. This Budget Summary Level supports capital projects identified in the department's Capital Improvement Plan.

Program Expenditures	2019 Actuals	2020 Adopted	2021 Proposed
BOUNDARY	38,374,342	51,276,288	41,849,396
CEDAR FALLS - TOLT	4,595,502	5,678,484	6,700,201
FLEETS AND FACILITIES	15,873,424	25,718,153	20,371,010
POWER SUPPLY OTHER	8,714,597	3,877,400	2,235,428
SKAGIT	19,957,616	29,821,313	21,787,358
Total	87,515,482	116,371,639	92,943,393
Full-time Equivalents Total*	73.26	74.26	74.26

**FTE totals are provided for informational purposes only. Changes in FTEs resulting from City Council or Human Resources Director actions outside of the budget process may not be detailed here*

The following information summarizes the programs in Power Supply - CIP Budget Summary Level:

BOUNDARY

The Boundary program funds the capital costs for the Boundary physical generating plant and associated regulatory requirements.

Seattle City Light

	2019	2020	2021
Expenditures/FTE	Actuals	Adopted	Proposed
BOUNDARY	38,374,342	51,276,288	41,849,396
Full Time Equivalents Total	22.04	23.04	23.04

CEDAR FALLS - TOLT

The Cedar Falls - Tolt program funds the capital costs for the Cedar Falls - Tolt physical generating plant and associated regulatory requirements.

	2019	2020	2021
Expenditures/FTE	Actuals	Adopted	Proposed
CEDAR FALLS - TOLT	4,595,502	5,678,484	6,700,201
Full Time Equivalents Total	5.72	5.72	5.72

FLEETS AND FACILITIES

The Fleets and Facilities program funds the capital costs for the fleet replacement program and facility improvements.

	2019	2020	2021
Expenditures/FTE	Actuals	Adopted	Proposed
FLEETS AND FACILITIES	15,873,424	25,718,153	20,371,010
Full Time Equivalents Total	11.36	11.36	11.36

POWER SUPPLY OTHER

The Power Supply Other program funds the capital costs for the generating plant and regulatory requirements of facilities not included in the other programs.

	2019	2020	2021
Expenditures/FTE	Actuals	Adopted	Proposed
POWER SUPPLY OTHER	8,714,597	3,877,400	2,235,428
Full Time Equivalents Total	8.56	8.56	8.56

SKAGIT

The Skagit program funds the capital costs for the Skagit physical generating plant and associated regulatory requirements.

	2019	2020	2021
Expenditures/FTE	Actuals	Adopted	Proposed
SKAGIT	19,957,616	29,821,313	21,787,358
Full Time Equivalents Total	25.57	25.57	25.57

Seattle City Light

SCL - BC-CL-Y - Transmission and Distribution - CIP

The purpose of the Transmission and Distribution - CIP Budget Summary Level is to provide for the capital costs of installation, major maintenance, rehabilitation, and replacement of transmission lines, substations, distribution feeders, transformers, and other elements of the utility's transmission and distribution systems. This Budget Summary Level supports capital projects identified in the department's Capital Improvement Plan.

Program Expenditures	2019 Actuals	2020 Adopted	2021 Proposed
DISTRIBUTION OTHER	10,353,778	19,617,108	21,412,396
NETWORK	41,663,318	27,720,013	26,713,358
RADIAL	55,678,175	64,221,417	81,227,390
SUBSTATIONS	41,612,146	27,562,663	28,519,766
TRANSMISSION	12,535,078	8,442,628	16,437,304
Total	161,842,495	147,563,829	174,310,214
Full-time Equivalents Total*	158.06	160.06	160.06

**FTE totals are provided for informational purposes only. Changes in FTEs resulting from City Council or Human Resources Director actions outside of the budget process may not be detailed here*

The following information summarizes the programs in Transmission and Distribution - CIP Budget Summary Level:

DISTRIBUTION OTHER

The Distribution Other program funds the capital costs for the installation, major maintenance, rehabilitation, and replacement of other elements of the utility's transmission and distribution systems not included in other programs.

Expenditures/FTE	2019 Actuals	2020 Adopted	2021 Proposed
DISTRIBUTION OTHER	10,353,778	19,617,108	21,412,396
Full Time Equivalents Total	10.09	10.09	10.09

NETWORK

The Network program funds the capital costs for the installation, major maintenance, rehabilitation, and replacement of network system equipment.

Expenditures/FTE	2019 Actuals	2020 Adopted	2021 Proposed
NETWORK	41,663,318	27,720,013	26,713,358
Full Time Equivalents Total	29.30	29.30	29.30

RADIAL

Seattle City Light

The Radial program funds the capital costs for the installation, major maintenance, rehabilitation, and replacement of radial system equipment.

	2019	2020	2021
Expenditures/FTE	Actuals	Adopted	Proposed
RADIAL	55,678,175	64,221,417	81,227,390
Full Time Equivalents Total	69.57	71.57	71.57

SUBSTATIONS

The Substation program funds the capital costs for the installation, major maintenance, rehabilitation, and replacement of substation equipment.

	2019	2020	2021
Expenditures/FTE	Actuals	Adopted	Proposed
SUBSTATIONS	41,612,146	27,562,663	28,519,766
Full Time Equivalents Total	39.04	39.04	39.04

TRANSMISSION

The Transmission program funds the capital costs for the installation, major maintenance, rehabilitation, and replacement of transmission lines and other elements of the utility's transmission system.

	2019	2020	2021
Expenditures/FTE	Actuals	Adopted	Proposed
TRANSMISSION	12,535,078	8,442,628	16,437,304
Full Time Equivalents Total	10.06	10.06	10.06

SCL - BC-CL-Z - Customer Focused - CIP

The purpose of the Customer Focused - CIP Budget Summary Level is to provide for the capital costs of rehabilitation and replacement of the utility's financial systems and information technology infrastructure, the development and implementation of large software applications, customer service connections, meters, and other customer-driven projects, including large inter-agency projects requiring utility services or relocations. This Budget Summary Level supports capital projects identified in the department's Capital Improvement Plan.

Program Expenditures	2019	2020	2021
	Actuals	Adopted	Proposed
CUSTOMER AND BILLING	832,166	603,918	107,335
CUSTOMER IT SYSTEMS	-	1,957,029	1,829,581
CUSTOMER OTHER	1,475,927	330,095	-
LOCAL JURISDICTIONS	12,820,928	22,288,874	13,313,719
SERVICE CONNECTIONS	74,950,535	60,446,156	59,548,500
TRANSPORTATION RELOCATIONS	15,023,553	28,487,607	19,762,439
Total	105,103,109	114,113,679	94,561,574
Full-time Equivalents Total*	56.82	61.82	72.53

Seattle City Light

**FTE totals are provided for informational purposes only. Changes in FTEs resulting from City Council or Human Resources Director actions outside of the budget process may not be detailed here*

The following information summarizes the programs in Customer Focused - CIP Budget Summary Level:

CUSTOMER AND BILLING

The Customer and Billing program provides the funding to support a portion of the customer billing functions at the utility and to fund City Light's customer call center improvement program.

	2019	2020	2021
Expenditures/FTE	Actuals	Adopted	Proposed
CUSTOMER AND BILLING	832,166	603,918	107,335

CUSTOMER IT SYSTEMS

The Customer IT Systems program provides for the capital costs of rehabilitation and replacement of the utility's customer information technology infrastructure, and the development and implementation of large software applications. This program supports capital projects identified in the department's Capital Improvement Plan.

	2019	2020	2021
Expenditures/FTE	Actuals	Adopted	Proposed
CUSTOMER IT SYSTEMS	-	1,957,029	1,829,581
Full Time Equivalents Total	-	-	10.71

CUSTOMER OTHER

The Customer Other program provides funding to support the customer service engineering program and the Neighborhood Voluntary Undergrounding program.

	2019	2020	2021
Expenditures/FTE	Actuals	Adopted	Proposed
CUSTOMER OTHER	1,475,927	330,095	-
Full Time Equivalents Total	0.13	0.13	0.13

LOCAL JURISDICTIONS

The Local Jurisdictions program funds the capital costs for projects in local jurisdictions requiring utility services or relocations.

	2019	2020	2021
Expenditures/FTE	Actuals	Adopted	Proposed
LOCAL JURISDICTIONS	12,820,928	22,288,874	13,313,719
Full Time Equivalents Total	5.32	10.32	10.32

SERVICE CONNECTIONS

Seattle City Light

The Service Connections program funds the capital costs of customer service connections and meters.

	2019	2020	2021
Expenditures/FTE	Actuals	Adopted	Proposed
SERVICE CONNECTIONS	74,950,535	60,446,156	59,548,500
Full Time Equivalents Total	42.66	42.66	42.66

TRANSPORTATION RELOCATIONS

The Transportation Relocations program funds the capital costs for large inter-agency transportation projects requiring utility services or relocations.

	2019	2020	2021
Expenditures/FTE	Actuals	Adopted	Proposed
TRANSPORTATION RELOCATIONS	15,023,553	28,487,607	19,762,439
Full Time Equivalents Total	8.71	8.71	8.71

SCL - BO-CL-A - Leadership and Administration

The purpose of the Leadership and Administration Budget Summary Level is to provide overall management and policy direction for Seattle City Light and to provide core management and administrative services such as communications, finance, human resources, facility management and IT program support. This BSL is also utilized to provide for the general expenses of the utility that are not attributable to a specific organizational unit such as insurance and bond issue costs, legal fees, indirect costs related to employee benefits and PTO, general claims costs, and services provided by the City's internal services departments through the central cost allocation mechanism.

Program Expenditures	2019	2020	2021
	Actuals	Adopted	Proposed
ADMIN SVS ADMIN O&M	21,116,800	-	-
CITY ALLOCATIONS	-	-	64,478,959
DEPARTMENT WIDE COSTS	-	-	46,093,273
Indirect Cost Recovery	-	-	(111,554,271)
Indirect Cost Recovery Offset	(9,462,139)	(6,124,295)	-
PEOPLE AND CULTURE ADMIN O&M	-	14,689,724	(64,566)
Pooled Benefits and PTO	-	-	70,535,403
Total	11,654,661	8,565,429	69,488,798
Full-time Equivalents Total*	90.17	90.17	218.50

**FTE totals are provided for informational purposes only. Changes in FTEs resulting from City Council or Human Resources Director actions outside of the budget process may not be detailed here*

The following information summarizes the programs in Leadership and Administration Budget Summary Level:

Seattle City Light

ADMIN SVS ADMIN O&M

The Administrative Services O&M program funds the O&M costs for employee and management support services. These including safety programs, organizational development, training, administrative support, and labor relations.

	2019 Actuals	2020 Adopted	2021 Proposed
Expenditures/FTE			
ADMIN SVS ADMIN O&M	21,116,800	-	-
Full Time Equivalents Total	90.17	-	-

CITY ALLOCATIONS

The City Allocations program funds the costs for city services that are provided to the utility.

	2019 Actuals	2020 Adopted	2021 Proposed
Expenditures/FTE			
CITY ALLOCATIONS	-	-	64,478,959

DEPARTMENT WIDE COSTS

The Departmentwide Costs program funds departmentwide O&M services that support other programs.

	2019 Actuals	2020 Adopted	2021 Proposed
Expenditures/FTE			
DEPARTMENT WIDE COSTS	-	-	46,093,273
Full Time Equivalents Total	-	-	218.50

Indirect Cost Recovery

The Indirect Cost Recovery program offsets the overhead costs applied to the capital programs in the Leadership & Administration - General Expense BSL.

	2019 Actuals	2020 Adopted	2021 Proposed
Expenditures/FTE			
Indirect Cost Recovery	-	-	(111,554,271)

Indirect Cost Recovery Offset

The Indirect Cost Recovery program offsets the overhead costs applied to the capital programs in the Leadership & Administration - People and Culture BSL.

	2019 Actuals	2020 Adopted	2021 Proposed
Expenditures/FTE			
Indirect Cost Recovery Offset	(9,462,139)	(6,124,295)	-

PEOPLE AND CULTURE ADMIN O&M

Seattle City Light

The People and Culture Administration O&M program funds the O&M costs for employee and management support services. These including safety programs, organizational development, training, administrative support, and labor relations.

	2019	2020	2021
Expenditures/FTE	Actuals	Adopted	Proposed
PEOPLE AND CULTURE ADMIN O&M	-	14,689,724	(64,566)
Full Time Equivalents Total	-	90.17	-

Pooled Benefits and PTO

The Pooled Benefits program funds costs for health and dental insurance, workers compensation, and unemployment insurance contributions.

	2019	2020	2021
Expenditures/FTE	Actuals	Adopted	Proposed
Pooled Benefits and PTO	-	-	70,535,403

SCL - BO-CL-C - Customer Service

The purpose of the Customer Service Budget Summary Level is to provide customer experience support specific to customer information systems and to implement demand-side conservation measures that offset the need for additional generation resources.

Program Expenditures	2019	2020	2021
	Actuals	Adopted	Proposed
CHIEF OF STAFF O&M	-	5,012,620	-
CUST COMM REG ADMIN O&M	7,404,497	-	-
CUST COMM REG OPS O&M	69,877,282	-	-
CUST COMM REG SECRTY G&A O&M	1,033,240	-	-
GENERAL MANAGER ADMIN O&M	-	6,863,070	(29,164)
GENERAL MANAGER OPS O&M	-	17,267,739	48,052,846
Total	78,315,019	29,143,428	48,023,682
Full-time Equivalents Total*	319.89	312.39	266.15

**FTE totals are provided for informational purposes only. Changes in FTEs resulting from City Council or Human Resources Director actions outside of the budget process may not be detailed here*

The following information summarizes the programs in Customer Service Budget Summary Level:

CHIEF OF STAFF O&M

The Chief of Staff O&M program provides support for the Chief of Staff.

	2019	2020	2021
Expenditures/FTE	Actuals	Adopted	Proposed
CHIEF OF STAFF O&M	-	5,012,620	-

Seattle City Light

CUST COMM REG ADMIN O&M

The General Manager Administration O&M program provides administrative support for staff working in the areas of customer service, communication, and governmental affairs.

	2019 Actuals	2020 Adopted	2021 Proposed
Expenditures/FTE			
CUST COMM REG ADMIN O&M	7,404,497	-	-
Full Time Equivalents Total	46.24	-	-

CUST COMM REG OPS O&M

The General Manager Operations O&M program provides the operational support to carry out the customer service and communications functions.

	2019 Actuals	2020 Adopted	2021 Proposed
Expenditures/FTE			
CUST COMM REG OPS O&M	69,877,282	-	-
Full Time Equivalents Total	273.65	-	-

CUST COMM REG SECRTY G&A O&M

The Chief of Staff O&M program provides support for the Chief of Staff.

	2019 Actuals	2020 Adopted	2021 Proposed
Expenditures/FTE			
CUST COMM REG SECRTY G&A O&M	1,033,240	-	-

GENERAL MANAGER ADMIN O&M

The General Manager Administration O&M program provides administrative support for staff working in the areas of customer service, communication, and governmental affairs.

	2019 Actuals	2020 Adopted	2021 Proposed
Expenditures/FTE			
GENERAL MANAGER ADMIN O&M	-	6,863,070	(29,164)
Full Time Equivalents Total	-	46.24	-

GENERAL MANAGER OPS O&M

The General Manager Operations O&M program provides the operational support to carry out the customer service and communications functions.

	2019 Actuals	2020 Adopted	2021 Proposed
Expenditures/FTE			
GENERAL MANAGER OPS O&M	-	17,267,739	48,052,846
Full Time Equivalents Total	-	266.15	266.15

Seattle City Light

SCL - BO-CL-D - Debt Services

The purpose of the Debt Service Budget Summary Level is to meet principal repayment and interest obligations on funds borrowed to meet City Light's capital expenditure requirements.

Program Expenditures	2019 Actuals	2020 Adopted	2021 Proposed
DEBT SVS OPS	227,424,569	240,913,369	237,513,203
Total	227,424,569	240,913,369	237,513,203

**FTE totals are provided for informational purposes only. Changes in FTEs resulting from City Council or Human Resources Director actions outside of the budget process may not be detailed here*

SCL - BO-CL-E - Power System Operations and Asset Management O&M

The purpose of the Power System Operations, and Asset Management O&M Budget Summary Level is to provide support for the asset management and power system functions.

Program Expenditures	2019 Actuals	2020 Adopted	2021 Proposed
ENG & TECH INNOVTN ADMIN O&M	8,533,648	-	-
ENG AND TECH INNOVTN OPS O&M	13,498,926	-	-
SYS OPS & ASSET MGMT ADMIN O&M	-	9,217,781	17,374,559
SYS OPS & ASSET MGMT OPS O&M	-	24,343,713	24,390,294
Total	22,032,574	33,561,494	41,764,853
Full-time Equivalents Total*	219.00	219.00	219.00

**FTE totals are provided for informational purposes only. Changes in FTEs resulting from City Council or Human Resources Director actions outside of the budget process may not be detailed here*

The following information summarizes the programs in Power System Operations and Asset Management O&M Budget Summary Level:

ENG & TECH INNOVTN ADMIN O&M

The Power System Operations and Asset Management O&M program funds the administrative work associated with asset management and system operations.

Expenditures/FTE	2019 Actuals	2020 Adopted	2021 Proposed
ENG & TECH INNOVTN ADMIN O&M	8,533,648	-	-
Full Time Equivalents Total	117.66	-	-

ENG AND TECH INNOVTN OPS O&M

Seattle City Light

The Power System Operations and Asset Management O&M program funds the operational work associated with asset management and system operations.

	2019	2020	2021
Expenditures/FTE	Actuals	Adopted	Proposed
ENG AND TECH INNOVTN OPS O&M	13,498,926	-	-
Full Time Equivalents Total	101.34	-	-

SYS OPS & ASSET MGMT ADMIN O&M

The Power System Operations and Asset Management Administration O&M program funds the administrative work associated with asset management and system operations.

	2019	2020	2021
Expenditures/FTE	Actuals	Adopted	Proposed
SYS OPS & ASSET MGMT ADMIN O&M	-	9,217,781	17,374,559
Full Time Equivalents Total	-	117.66	117.66

SYS OPS & ASSET MGMT OPS O&M

The Power System Operations and Asset Management Operations O&M program funds the operational work associated with asset management and system operations.

	2019	2020	2021
Expenditures/FTE	Actuals	Adopted	Proposed
SYS OPS & ASSET MGMT OPS O&M	-	24,343,713	24,390,294
Full Time Equivalents Total	-	101.34	101.34

SCL - BO-CL-F - Leadership and Administration - Financial Services O&M

The purpose of the Leadership and Administration - Financial Services O&M Budget Summary Level is to manage the utility's financial health through planning and provision of information to make financial decisions. Information technology services are also provided through this Budget Summary Level to support systems and applications used throughout the utility.

Program Expenditures	2019	2020	2021
	Actuals	Adopted	Proposed
FINANCIAL SERVICES O&M	17,065,507	12,282,783	-
Indirect Cost Recovery Offset	(9,462,139)	(5,944,020)	-
Total	7,603,368	6,338,763	-
Full-time Equivalents Total*	81.09	81.09	-

**FTE totals are provided for informational purposes only. Changes in FTEs resulting from City Council or Human Resources Director actions outside of the budget process may not be detailed here*

The following information summarizes the programs in Leadership and Administration - Financial Services O&M Budget Summary Level:

Seattle City Light

FINANCIAL SERVICES O&M

The Financial Services O&M program funds the O&M work required to manage the utility's financial planning, financial reporting, risk mitigation, and information technology systems and applications.

	2019	2020	2021
Expenditures/FTE	Actuals	Adopted	Proposed
FINANCIAL SERVICES O&M	17,065,507	12,282,783	-
Full Time Equivalents Total	81.09	81.09	-

Indirect Cost Recovery Offset

The Indirect Cost Recovery program offsets the overhead costs applied to the capital programs in the Leadership & Administration - Financial Services O&M BSL.

	2019	2020	2021
Expenditures/FTE	Actuals	Adopted	Proposed
Indirect Cost Recovery Offset	(9,462,139)	(5,944,020)	-

SCL - BO-CL-G - Generation Operations and Engineering O&M

The purpose of the Generation Operations and Engineering O&M Budget Summary Level is to provide power to City Light customers by engineering and operating the power production facilities in a clean, safe, efficient, and reliable manner. The utility's power production engineering and generation operations are included in this Budget Summary Level.

Program Expenditures	2019	2020	2021
	Actuals	Adopted	Proposed
GENERATION OPS & ENG ADMIN O&M	27,378,166	30,401,835	29,570,112
Total	27,378,166	30,401,835	29,570,112
Full-time Equivalents Total*	177.89	177.89	177.89

**FTE totals are provided for informational purposes only. Changes in FTEs resulting from City Council or Human Resources Director actions outside of the budget process may not be detailed here*

Seattle City Light

SCL - BO-CL-L - Long Term Purchased Power

The purpose of the Long-Term Purchased Power Budget Summary Level is to acquire wholesale power, transmission, and other related services (including renewable energy credits) to meet the utility's long-term demand for power. This Budget Summary Level provides appropriations for planned transactions beyond 24 months in advance.

Program Expenditures	2019 Actuals	2020 Adopted	2021 Proposed
LONG TERM PURCH PWR OPS O&M	284,908,555	307,722,319	276,523,694
Total	284,908,555	307,722,319	276,523,694

**FTE totals are provided for informational purposes only. Changes in FTEs resulting from City Council or Human Resources Director actions outside of the budget process may not be detailed here*

SCL - BO-CL-N - Leadership and Administration - General Expense

The purpose of the Leadership and Administration - General Expense Budget Summary Level is to provide for the general expenses of the utility that, for the most part, are not directly attributable to a specific organizational unit. These expenditures include insurance, bond issue costs, bond maintenance fees, audit costs, Law Department legal fees, external legal fees, employee benefits (medical and retirement costs), industrial insurance costs, general claims costs, and services provided by the City's internal services departments through the central cost allocation mechanism.

Program Expenditures	2019 Actuals	2020 Adopted	2021 Proposed
CITY ALLOCATIONS	62,278,290	58,069,530	-
DEPARTMENT WIDE COSTS	8,484,751	21,988,427	-
Indirect Cost Recovery	-	(28,689,313)	-
Indirect Cost Recovery	(110,374,186)	-	-
Pooled Benefits and PTO	72,757,812	3,409,482	-
Total	33,146,667	54,778,126	-

**FTE totals are provided for informational purposes only. Changes in FTEs resulting from City Council or Human Resources Director actions outside of the budget process may not be detailed here*

The following information summarizes the programs in Leadership and Administration - General Expense Budget Summary Level:

CITY ALLOCATIONS

The City Allocations program funds the costs for city services that are provided to the utility.

Expenditures/FTE	2019 Actuals	2020 Adopted	2021 Proposed
CITY ALLOCATIONS	62,278,290	58,069,530	-

Seattle City Light

DEPARTMENT WIDE COSTS

The Departmentwide Costs program funds departmentwide O&M services that support other programs.

	2019 Actuals	2020 Adopted	2021 Proposed
Expenditures/FTE			
DEPARTMENT WIDE COSTS	8,484,751	21,988,427	-

Indirect Cost Recovery

The Indirect Cost Recovery program offsets the overhead costs applied to the capital programs in the Leadership & Administration - General Expense BSL.

	2019 Actuals	2020 Adopted	2021 Proposed
Expenditures/FTE			
Indirect Cost Recovery	(110,374,186)	(28,689,313)	-

Pooled Benefits and PTO

The Pooled Benefits program funds costs for health and dental insurance, workers compensation, and unemployment insurance contributions.

	2019 Actuals	2020 Adopted	2021 Proposed
Expenditures/FTE			
Pooled Benefits and PTO	72,757,812	3,409,482	-

SCL - BO-CL-O - Leadership and Administration - Facilities and Oversight

The purpose of the Leadership and Administration - Facilities and Oversight Budget Summary Level is to provide security and facilities management, risk oversight, and compliance with NERC regulations. The utility's legal affairs functions are included in this Budget Summary Level.

Program Expenditures	2019 Actuals	2020 Adopted	2021 Proposed
FACILITIES ADMIN O&M	-	10,871,454	-
Total	-	10,871,454	-
Full-time Equivalents Total*	-	1.00	-

**FTE totals are provided for informational purposes only. Changes in FTEs resulting from City Council or Human Resources Director actions outside of the budget process may not be detailed here*

Seattle City Light

SCL - BO-CL-P - Energy Innovation and Resources O&M

The purpose of the Energy Innovation and Resources O&M Budget Summary Level is to support transportation electrification, solar, and other technologies, implement demand-side conservation measures that offset the need for additional generation resources, and monitor compliance with federal electric reliability standards. The power marketing operations of the utility are also included in this Budget Summary Level.

Program Expenditures	2019 Actuals	2020 Adopted	2021 Proposed
CES DEF O&M	-	37,200,449	-
ENERGY INNOVATION & RESOURCES ADMIN	-	6,025,556	8,637,245
ENERGY INNOVATION & RESOURCES O&M	-	23,908,928	14,806,568
PWR MGT & STRATEGIC PLAN O&M	2,632,573	-	-
PWR MGT & STRATEGIC PLAN O&M	9,574,584	-	-
Total	12,207,157	67,134,933	23,443,814
Full-time Equivalents Total*	44.66	44.66	44.66

**FTE totals are provided for informational purposes only. Changes in FTEs resulting from City Council or Human Resources Director actions outside of the budget process may not be detailed here*

The following information summarizes the programs in Energy Innovation and Resources O&M Budget Summary Level:

CES DEF O&M

The Customer Energy Solutions Deferred O&M program funds Deferred O&M costs for conservation incentives and other energy efficiency programs. The program provides a multi-year benefit to the utility and the O&M costs are deferred to align with the conservation benefits.

Expenditures/FTE	2019 Actuals	2020 Adopted	2021 Proposed
CES DEF O&M	-	37,200,449	-

ENERGY INNOVATION & RESOURCES ADMIN

The Energy Innovation and Resources Administration program funds administrative costs for power marketing, transportation electrification, solar and other technologies, demand-side conservation measures that offset the need for additional generation resources, and the monitoring of compliance with federal electric reliability standards.

Expenditures/FTE	2019 Actuals	2020 Adopted	2021 Proposed
ENERGY INNOVATION & RESOURCES ADMIN	-	6,025,556	8,637,245
Full Time Equivalents Total	-	16.30	16.30

ENERGY INNOVATION & RESOURCES O&M

Seattle City Light

The Energy Innovation and Resources O&M programs fund O&M costs for power marketing, transportation electrification, solar and other technologies, demand-side conservation measures that offset the need for additional generation resources, and the monitoring of compliance with federal electric reliability standards.

Expenditures/FTE	2019 Actuals	2020 Adopted	2021 Proposed
ENERGY INNOVATION & RESOURCES O&M	-	23,908,928	14,806,568
Full Time Equivalents Total	-	28.36	28.36

PWR MGT & STRATEGIC PLAN O&M

The Energy Innovation and Resources Administration program funds administrative costs for power marketing, transportation electrification, solar and other technologies, demand-side conservation measures that offset the need for additional generation resources, and the monitoring of compliance with federal electric reliability standards.

Expenditures/FTE	2019 Actuals	2020 Adopted	2021 Proposed
PWR MGT & STRATEGIC PLAN O&M	12,207,157	-	-
Full Time Equivalents Total	44.66	-	-

SCL - BO-CL-Q - Taxes

The purpose of the Taxes Budget Summary Level is to pay City Light's legally required tax payments for state, city, and local jurisdictions. This Budget Summary Level includes funding for franchise contract payments negotiated with local jurisdictions in City Light's service territory.

Program Expenditures	2019 Actuals	2020 Adopted	2021 Proposed
TAXES OPS O&M	103,379,486	108,556,535	107,361,424
Total	103,379,486	108,556,535	107,361,424

**FTE totals are provided for informational purposes only. Changes in FTEs resulting from City Council or Human Resources Director actions outside of the budget process may not be detailed here*

Seattle City Light

SCL - BO-CL-S - Short Term Purchased Power

The purpose of the Short-Term Purchased Power Budget Summary Level is to acquire wholesale power, transmission, and other related services (including renewable energy credits) to manage the utility's short-term demand given the variability of hydroelectric power. This Budget Summary Level provides appropriations for planned transactions up to 24 months in advance.

Program Expenditures	2019 Actuals	2020 Adopted	2021 Proposed
SHORT TERM PURCH PWR OPS O&M	51,347,746	40,408,243	45,410,408
Total	51,347,746	40,408,243	45,410,408

**FTE totals are provided for informational purposes only. Changes in FTEs resulting from City Council or Human Resources Director actions outside of the budget process may not be detailed here*

SCL - BO-CL-T - Transmission and Distribution O&M

The purpose of the Transmission and Distribution O&M Budget Summary Level is to provide reliable electricity to customers through operation and maintenance of City Light's overhead and underground distribution systems, substations, and transmission systems. The utility's energy delivery engineering and customer operations functions are included in this Budget Summary Level.

Program Expenditures	2019 Actuals	2020 Adopted	2021 Proposed
TRANSMISSION & DIST ADMIN O&M	6,671,245	-	-
TRANSMISSION & DISTRIB ADMIN O&M	-	9,734,848	12,243,452
TRANSMISSION & DISTRIB FLEET O&M	-	15,965,832	16,635,600
TRANSMISSION & DISTRIB POWER DISTRIB OPS O&M	-	73,991,335	70,329,316
XSMN & DIST FLEET 330 O&M	7,819,348	-	-
XSMN & DIST PWR DIST OPS O&M	59,656,264	-	-
Total	74,146,856	99,692,015	99,208,368
Full-time Equivalents Total*	508.75	508.75	508.75

**FTE totals are provided for informational purposes only. Changes in FTEs resulting from City Council or Human Resources Director actions outside of the budget process may not be detailed here*

The following information summarizes the programs in Transmission and Distribution O&M Budget Summary Level:

TRANSMISSION & DIST ADMIN O&M

The Transmission & Distribution Administration O&M program funds the administrative work with City Light's overhead and underground distribution systems, substations and transmission systems.

Seattle City Light

	2019	2020	2021
Expenditures/FTE	Actuals	Adopted	Proposed
TRANSMISSION & DIST ADMIN O&M	6,671,245	-	-
Full Time Equivalents Total	103.65	-	-

TRANSMISSION & DISTRIB ADMIN O&M

The Transmission & Distribution Administration O&M program funds the administrative work with City Light's overhead and underground distribution systems, substations and transmission systems.

	2019	2020	2021
Expenditures/FTE	Actuals	Adopted	Proposed
TRANSMISSION & DISTRIB ADMIN O&M	-	9,734,848	12,243,452
Full Time Equivalents Total	-	103.65	103.65

TRANSMISSION & DISTRIB FLEET O&M

The Transmission & Distribution Fleet program funds fleet management and support for distribution, transmission and generation programs.

	2019	2020	2021
Expenditures/FTE	Actuals	Adopted	Proposed
TRANSMISSION & DISTRIB FLEET O&M	-	15,965,832	16,635,600
Full Time Equivalents Total	-	81.94	81.94

TRANSMISSION & DISTRIB POWER DISTRIB OPS O&M

The Transmission & Distribution Power Distribution Operations O&M program funds the operation and maintenance of City Light's overhead and underground distribution systems; engineering of energy delivery; customer operation services such as metering, billing, and account management; substations; and transmission systems.

	2019	2020	2021
Expenditures/FTE	Actuals	Adopted	Proposed
TRANSMISSION & DISTRIB POWER DISTRIB OPS O&M	-	73,991,335	70,329,316
Full Time Equivalents Total	-	323.16	323.16

XSMN & DIST FLEET 330 O&M

The Transmission & Distribution Fleet program funds fleet management and support for distribution, transmission and generation programs.

	2019	2020	2021
Expenditures/FTE	Actuals	Adopted	Proposed
XSMN & DIST FLEET 330 O&M	7,819,348	-	-
Full Time Equivalents Total	81.94	-	-

XSMN & DIST PWR DIST OPS O&M

Seattle City Light

The Transmission & Distribution Power Distribution Operations O&M program funds the operation and maintenance of City Light's overhead and underground distribution systems; engineering of energy delivery; customer operation services such as metering, billing, and account management; substations; and transmission systems.

	2019	2020	2021
Expenditures/FTE	Actuals	Adopted	Proposed
XSMN & DIST PWR DIST OPS O&M	59,656,264	-	-
Full Time Equivalents Total	323.16	-	-

SCL - BO-CL-V - Environmental Affairs O&M

The purpose of the Environmental Affairs O&M Budget Summary Level is to help the utility generate and deliver energy in an environmentally responsible manner. This Budget Summary Level also supports the utility's renewable resource development programs, hydro relicensing, and real estate.

Program Expenditures	2019	2020	2021
	Actuals	Adopted	Proposed
ENVIRO AFFAIRS ADMIN O&M	8,042,853	8,997,178	10,052,374
ENVIRO AFFAIRS DEFERRED O&M	2,610,571	2,682,663	2,327,806
ENVIRO AFFAIRS OPS O&M	4,411,618	5,174,051	5,253,589
Total	15,065,042	16,853,892	17,633,770
Full-time Equivalents Total*	51.00	51.00	51.00

**FTE totals are provided for informational purposes only. Changes in FTEs resulting from City Council or Human Resources Director actions outside of the budget process may not be detailed here*

The following information summarizes the programs in Environmental Affairs O&M Budget Summary Level:

ENVIRO AFFAIRS ADMIN O&M

The Environmental Affairs Administration O&M program performs the administrative work associated with utility generation and the delivery of energy in an environmentally responsible manner. This program also supports the utility's renewable resource development programs, hydro relicensing, and real estate.

	2019	2020	2021
Expenditures/FTE	Actuals	Adopted	Proposed
ENVIRO AFFAIRS ADMIN O&M	8,042,853	8,997,178	10,052,374
Full Time Equivalents Total	19.03	19.03	19.03

ENVIRO AFFAIRS DEFERRED O&M

The Environmental Affairs Deferred O&M program funds the deferred O&M costs related to the utility's generation and the delivery of energy in an environmentally responsible manner. This

Seattle City Light

program also supports the utility's renewable resource development programs, hydro relicensing, and real estate.

	2019	2020	2021
Expenditures/FTE	Actuals	Adopted	Proposed
ENVIRO AFFAIRS DEFERRED O&M	2,610,571	2,682,663	2,327,806
Full Time Equivalents Total	4.90	4.90	4.90

ENVIRO AFFAIRS OPS O&M

The Environmental Affairs Operations O&M program performs operational work associated with utility generation and the delivery of energy in an environmentally responsible manner. This program also supports the utility's renewable resource development programs, hydro relicensing, and real estate.

	2019	2020	2021
Expenditures/FTE	Actuals	Adopted	Proposed
ENVIRO AFFAIRS OPS O&M	4,411,618	5,174,051	5,253,589
Full Time Equivalents Total	27.08	27.08	27.08

Seattle Public Utilities

Mami Hara, General Manager & CEO

(206) 684-3000

<http://www.seattle.gov/util/>

Department Overview

Seattle Public Utilities (SPU) provides reliable, efficient and environmentally conscious utility services to enhance the quality of life and livability in all communities SPU serves. SPU operates three distinct utilities: Drainage and Wastewater, Solid Waste and Water. The three utilities each have unique revenue sources and capital improvement projects but share many operations and administration activities within SPU and the City.

Drainage and Wastewater: The Drainage and Wastewater Utility collects and disposes or discharges storm runoff and wastewater from residences, businesses, institutions and public properties within the City. In addition to handling sewage and storm water runoff, Drainage and Wastewater works with other government agencies and private parties to address Federal EPA-mandated sediment cleanup projects where contamination is linked to storm water or sewage, such as Gas Works Park and the Lower Duwamish Waterway. The drainage and wastewater systems include approximately 448 miles of separated sanitary sewers, 968 miles of combined sewers, 481 miles of storm drains, 68 pump stations, 85 permitted combined sewer overflow outfalls, 290 storm drain outfalls, 578 water quality structures, 295 drainage flow control facilities, and 38 combined sewer overflow control detention tanks and pipes.

Solid Waste: The Solid Waste Utility collects and processes recycling, compostables, and residential and commercial garbage to promote public health and safety, quality of life, and environmental stewardship. The City owns and operates two transfer stations, two household hazardous waste facilities, a fleet of trucks and heavy equipment, and several closed landfills. The Solid Waste Capital Improvement Plan (CIP) supports the transfer stations, heavy equipment, and post-closure projects on landfills previously used by the City. In addition, SPU contracts with private companies who collect household refuse, compostable material, and recyclables. The companies deliver the material to recycling and composting facilities and to transfer stations for its ultimate processing or disposal. In concert with its waste handling and disposal activities, Solid Waste engages its customers in environmental sustainability programs that promote recycling, composting and reducing waste generation. Solid Waste also works to keep Seattle clean, by targeting illegal dumping, automobile abandonment, graffiti removal and providing public litter cans and recycling bins across Seattle.

Water: The Water Utility provides reliable, clean, and safe water to more than 1.5 million customers in and around Seattle for consumption and other uses. The water delivery system extends from Edmonds to Des Moines and from Puget Sound to Lake Joy near Duvall. SPU delivers water directly to its customers in Seattle and adjacent areas and provides wholesale water to 21 suburban water utilities and two interlocal associations for distribution to their customers. The Water Utility includes 1,800 miles of pipeline, 31 pump stations, 15 treated water reservoirs, three wells and 104,000 acres in two watersheds. The Utility builds, operates and maintains the City's water infrastructure to ensure system reliability, conserve and enhance the region's environmental resources and protect public health and safety. SPU engages the community in conservation efforts to reduce water consumption.

SPU monitors its funds using financial targets and employs these metrics to communicate about the financial health of its utilities with the Mayor and City Council, Seattle residents and businesses, and the bond rating agencies. Financial performance metrics include net income; year-end cash balance; the amount of cash versus debt dedicated to the CIP; debt service coverage, which is the amount of cash available to pay annual debt service after day-to-day system expenses are paid; and, for the Drainage and Wastewater Fund, the debt to asset ratio. Due to strong financial management and a commitment on the part of elected officials to establishing prudent rates, SPU has some of the strongest bond ratings of any utility in the country. SPU's Water and Drainage and Wastewater bonds are rated one notch below the highest rating by both S&P (AA+) and Moody's (Aa1), while Solid Waste bonds, which traditionally are viewed as riskier by ratings agencies, are just slightly lower and still categorized as High-Grade High Quality bonds (AA and Aa3 from the two agencies, respectively). These high ratings help SPU sell revenue bonds to

Seattle Public Utilities

fund infrastructure investments at the lowest costs possible. These lowered costs benefit the utilities and the rate payers they serve.

Budget Snapshot

	2019 Actuals	2020 Adopted	2021 Proposed
Department Support			
General Fund Support	9,315,172	11,866,586	19,820,276
Other Funding - Operating	837,719,222	923,229,481	958,177,560
Total Operations	847,034,394	935,096,067	977,997,836
Capital Support			
Other Funding - Capital	160,097,837	416,412,005	420,467,259
Total Capital	160,097,837	416,412,005	420,467,259
Total Appropriations	1,007,132,231	1,351,508,072	1,398,465,095
Full-Time Equivalents Total*	1,414.55	1,433.30	1,440.30

* FTE totals are provided for informational purposes only. Changes in FTEs resulting from City Council or Human Resources Director actions outside of the budget process may not be detailed here

Budget Overview

The 2021 Proposed Budget for Seattle Public Utilities (SPU) maintains SPU's role of providing essential services to Seattle residents and businesses during this period of economic and public health challenges. As a result of the COVID-19 pandemic, SPU has worked to support customers in need of financial assistance and has provided crucial public hygiene services for the unsheltered population. Due to the pandemic, SPU has delayed until 2021 the adoption of the 2021-2026 Strategic Business Plan as well as a scheduled water rate ordinance and will keep 2021 water rates at their 2020 levels. SPU continues to support key initiatives and service levels identified in the 2018-2023 Strategic Business Plan. The 2021 Proposed Budget includes adjustments based on updated financial planning as well as changes reflected in capital planning. The net impact of these changes increases SPU's Proposed Budget by \$47 million.

Strategic Business Plan Overview

In 2017, the City adopted the 2018-2023 SPU Strategic Business Plan that guides the department's operations and investments for the six-year period from 2018-2023. A nine-member customer panel oversaw the development of the plan. The plan sets a transparent and integrated direction for all SPU utilities and contains projected six-year rate paths for water, drainage, wastewater, and solid waste lines of business. The adopted rate of growth across all lines of business, taking into account revised Solid Waste rates, is 5.0% annually.

In 2021, SPU anticipates submitting for adoption an updated 2021-2026 Strategic Business Plan. SPU will continue with programmatic reprioritization, efficiency improvements, and refinement of the CIP and operating budgets outlined here and in 2018-2023 plan to streamline utility services and deliver on regulatory requirements.

Drainage and Wastewater Highlights

The City adopted Drainage and Wastewater Rates in 2018 that reflected decreased expenditures in the Strategic

Seattle Public Utilities

Business Plan. Drainage rates will grow by 7.3% in 2021, while Wastewater rates will grow by 7.4%. New Drainage and Wastewater rates are slated for adoption in 2021. SPU wastewater rates include King County treatment rates that are passed through to customers. King County treatment rates are slated to increase by 4.5% in 2021 and 2022, 10.25% in 2023, and 0% in 2024.

Efficiencies, Reductions, and Deferrals:

The 2021 Proposed Budget increases the Drainage and Wastewater Operations and Maintenance (O&M) budget by \$28.8 million relative to the 2020 Adopted. This reflects various technical changes related to taxes and fees, debt service, major service contracts, central costs, labor-related changes, and other miscellaneous changes.

The 2021-2026 Proposed CIP reduces the Drainage and Wastewater Fund budget by an overall \$27.3 million in 2021. This reflects updated project timelines and scope shifts as well as the strategic priorities of Seattle Public Utilities. Updates include:

- deferring \$29.9 million in costs associated with construction of Natural Drainage System projects and the Taylor Creek Restoration Project by shifting construction from 2021 to 2022;
- increasing by \$7.9 million funding for rehabilitation of sewer pipes, Combined Sewer Overflow (CSO) outfalls, sewer pump stations, and drainage infrastructure;
- increasing by \$3.7 million funding for the Ship Canal Water Quality Project due to an updated construction schedule.
- decreasing Shared Cost Projects by an overall \$9.2 million in 2021, with changes primarily coming from an increased \$5.4 million in Waterfront CSO project costs due to shifts from 2020 to 2021, and a \$13 million decrease from South Operations Center costs shifting from 2021 to 2022.

None of the efficiencies, reductions, or deferrals are expected to adversely affect services provided to customers or significantly change long-term goals of capital projects.

For more information on SPU's capital projects, please see the accompanying 2021-2026 Proposed CIP.

Water Utility Highlights

The Water Utility delivers potable water directly to retail customers both inside the City and in adjacent areas. In 2019, retail customers provided about 74% of the Water Fund's operating revenues, with roughly equal revenues coming from residential and commercial users. SPU also delivers water to districts and agencies who then deliver water to their direct customers. This wholesaling of water represented about 20% of Water's operating revenues in 2019. The remaining revenue was generated by non-rate fees and other sources.

As a result of the COVID-19 pandemic, stay-at-home orders, and social distancing guidelines, consumption and revenue patterns have shifted dramatically during 2020. Since April, billed residential consumption and revenue have exceeded forecast by a considerable amount. Conversely, billed consumption and revenue for General Service (commercial and multifamily residential) have been well below forecast. The Water Line of Business has moved away from a period of intensive capital investment in new projects and is transitioning into maintenance and improvements of the existing transmission and distribution system. SPU will continue its efforts to complete reservoir retrofits and covering, water supply and asset preservation projects as detailed in the 2020-2025 Adopted CIP.

The City Council adopted Water Rates for retail customers in 2017 for the 2018, 2019 and 2020 rate period. Due to COVID-19, no water rate increase is planned for 2021. New water rates for 2022-2023 will be transmitted to Council for adoption in 2021 alongside the 2021-2026 Strategic Business Plan.

Changes to the Water Fund: The 2021 Proposed Budget decreases the Water O&M budget by \$504,322 compared to the 2020 Adopted Budget. This reflects various technical changes to taxes and fees, debt service, central costs, labor-related changes, and miscellaneous reductions.

The 2021 Proposed Budget and 2021-2026 Proposed CIP also reduce by \$3.3 million the Water Fund CORE and

Seattle Public Utilities

Shared CIP budgets. These changes reflect:

- increasing funding for capital projects driven by demand (e.g. water tap installations that follow permit requests for new construction; and
- changes in funding for capital projects that have been shifted forward into 2021 or deferred to outyears. For more information on these changes, please see the accompanying 2021-2026 Proposed CIP.

For more information on these changes, please see the accompanying 2021-2026 Adopted CIP.

Solid Waste Highlights

The Solid Waste Utility provides collection services to residents and businesses within Seattle. Financial support of this service is primarily generated through charges based on the amount of garbage collected from residential and commercial waste collection contracts. Solid Waste will pursue opportunities for efficiencies in service delivery as it continues to experience decreased demand for services as a result of its conservation efforts to reduce solid waste and increase recycling activity.

Solid Waste Utility Rates for the 2020, 2021, and 2022 period were legislated in 2019. Rates submitted for 2020-2022 were informed by the 2018-2023 Strategic Business Plan. The approved rates included increases of 3.0% in 2020, 2.9% in 2021, and 2.9% in 2022, for an average annual increase of 3.0% over the three-year period. This is below the average Solid Waste Rate path assumed in the 2018-2023 Strategic Business plan that assumed average annual increases of 3.4% over the same three-year period.

As a result of the COVID-19 pandemic and stay-at-home policies, solid waste tonnage and revenue in the residential sector has climbed, while tonnage and revenue in the commercial sector has fallen.

Changes to the Solid Waste Fund: The 2021 Proposed Budget increases the Solid Waste O&M budget by \$6.6 million compared to the 2020 Adopted Budget. These changes represent updated projections for taxes, debt service, major service contract payments, and labor and inflation-related increases. The 2021-2026 Proposed CIP includes a \$5.1 million reduction due to revised capital project spending plans. For more information on these changes, please see the accompanying 2021-2026 Proposed CIP.

Shared Across All Enterprise Funds

SPU corporate functions including leadership and administration, project delivery, and customer service are shared across all three enterprise funds and allocated proportionally. These functions are included individually by fund and each line of business collects enough rate revenues to pay for these costs. Across all three Enterprise Funds, SPU will on net reduce Shared CIP by \$16.5 million in 2021, representing shifting construction timelines, equipment purchases, and facility construction projects.

General Fund

In addition to the three utility enterprise funds, SPU receives General Fund monies to support activities that go beyond direct utility service provision and support general government services. The General Fund portion of the SPU budget provides resources for:

- public hygiene services for the unsheltered, which includes shower trailers, portable toilets, and handwashing stations, first deployed in response to the COVID-19 pandemic and continuing in 2021;
- the Clean City Program, which addresses public blight issues in Seattle including public litter, illegal dumping, graffiti on public property, and litter issues related to unsanctioned homeless encampments;
- the Trees for Seattle Program (previously called ReLeaf), which works to maintain and increase the urban tree canopy in Seattle; and
- general government functions like maintaining survey markers throughout Seattle, standardizing construction specifications and planning documents, and maintaining engineering records for the city.

Programmatic increases: The 2021 Adopted Budget adds approximately \$6.4 million to the SPU General Fund

Seattle Public Utilities

budget. Most of this represents the Public Hygiene Program, which was expedited and augmented to respond to the COVID-19 pandemic. \$57,000 represents funding for the Recreational Vehicle Remediation Pilot Program.

Existing Homelessness Programs: The 2021 Proposed Budget includes funding for SPU to continue three programs related to homelessness issues in Seattle. These programs included the Encampment Bag Program, the Litter Abatement Program, and the Needle Program. Under these programs, SPU provides trash removal from encampments, removes litter from the public right-of-way in neighborhoods affected by unsanctioned homeless encampments, removes used needles from the public right-of-way, and installs and services public needle disposal boxes throughout Seattle. Since first implementing the programs as pilots in 2017, service levels have expanded. The 2021 Proposed Budget maintains these expanded service levels. The budget also continues the ongoing pilot program to reduce trash and litter from illegally parked recreational vehicles (RVs) in the public right-of-way or on Seattle Parks and Recreation property.

General Fund reductions: Per guidance to City departments to reduce General Fund budgets in response to severe forecasted revenue shortfalls, the 2021 Proposed Budget includes \$206,805 in reductions to Clean City, primarily for staffing costs.

Incremental Budget Changes

Seattle Public Utilities

	2021 Proposed Budget	FTE
2021 Beginning Budget	1,389,172,863	1433.30
Baseline		
Adjustments to Align Central Costs	-	-
AWI Adjustments	(757,441)	-
Adjustment for One-Time Budget Changes	-	-
Revenues	-	-
Proposed Operating		
General Fund - Public Hygiene Program	6,300,460	-
General Fund - Reductions	(206,805)	-
General Fund - RV Remediation	57,000	-
Transfer of Encampment Cleanup Contract to Seattle Public Utilities	1,313,229	-
Proposed Capital		
Drainage and Wastewater Capital Changes	(27,324,063)	-
Solid Waste Capital Changes	(3,892,603)	-
Technology Capital Changes	900,999	-
Water Capital Changes	(3,293,869)	-
Proposed Technical		
Shared - Technical Adjustment	35,371,831	-
Technical Adjustments Related to 2020Q3 IT Staff Transfer	823,494	7.00

Seattle Public Utilities

Total Incremental Changes	\$9,292,232	7.00
Total 2021 Proposed Budget	\$1,398,465,095	1440.30

Description of Incremental Budget Changes

Baseline

Adjustments to Align Central Costs

Expenditures -

This item shifts administrative and overhead costs across accounts to align costs with City of Seattle's Central Cost Manual.

AWI Adjustments

Expenditures \$(757,441)

Adjustment for no Annual Wage Increase (AWI) citywide for non-represented APEX/SAM (executive, strategic advisor, and manager) positions in 2021.

Adjustment for One-Time Budget Changes

Revenues \$(306,143,408)

This item includes budget adjustments for one-time changes in the 2020 Adopted Budget:

Revenues

Revenues \$345,146,741

Proposed Operating

General Fund - Public Hygiene Program

Expenditures \$6,300,460

This item increases General Fund (GF) appropriation by \$6,300,460 in 2021 in the Utility Services and Operations BSL to pay for the ongoing costs related to the City's comprehensive Public Hygiene Program, which was augmented to respond to the COVID-19 pandemic. The program consists of portable toilets, handwashing stations, and mobile shower trailers situated throughout Seattle, and includes a funding for Hygiene Services for the unsheltered originally budgeted in the Human Services Department.

General Fund - Reductions

Expenditures \$(206,805)

This item decreases the General Fund (GF) appropriation by \$206,805 in 2021 in the Utility Services and Operations BSL. Reductions are to temporary staff support and overtime associated with the Clean City body of work. These cuts represent roughly 2 percent of the Clean City budget and are not expected to have significant impacts.

General Fund - RV Remediation

Expenditures \$57,000

Seattle Public Utilities

This item increases the General Fund (GF) appropriation by \$57,000 in 2021 in the Utility Services and Operations BSL to pay for increased RV remediation costs associated with reductions in the Seattle Department of Transportation (SDOT) 2021 proposed budget.

Transfer of Encampment Cleanup Contract to Seattle Public Utilities

Expenditures \$1,313,229

This item transfers the funding used to support encampment trash and biowaste clean up from Finance and Administrative Services (FAS) to Seattle Public Utilities (SPU). Moving this contract consolidates encampment cleanup programming and oversight for the City of Seattle in SPU. There are no service level impacts, and no overall change to City costs.

Proposed Capital

Drainage and Wastewater Capital Changes

Expenditures \$(27,324,063)

This item decreases the Drainage and Wastewater Fund (DWF) by \$27.3 million in 2021 and increases by \$3.3 million in 2022 across all BCLs. These changes reflect updated project timelines and scope shifts and reflects the strategic priorities of Seattle Public Utilities.

Solid Waste Capital Changes

Expenditures \$(3,892,603)

This item decreases the Solid Waste Fund by \$3.9 million in 2021 and increases by \$17.3 million in 2022 across all Capital Budget Control Levels (BCLs). This shifts various project costs between years for a total addition of \$19.7 million over the six-year CIP from 2021-2026.

Technology Capital Changes

Expenditures \$900,999

This item increases the Technology Capital Improvement Program (CIP) by \$901,000 in 2021. This increase will impact the Water, Drainage and Wastewater, and Solid Waste funds. The total increase for the 6-year period is \$10,951,000.

Water Capital Changes

Expenditures \$(3,293,869)

This item decreases the Water Fund Core and Shared CIP by \$3,293,653 in 2021. There will be a continued focus is on asset management for distribution and transmission pipes, water system impacts associated with the various Seattle and regional transportation projects, and upgrades to water system facilities such as operation buildings.

Proposed Technical

Shared - Technical Adjustment

Expenditures \$35,371,831

This item adjusts various O&M BSLs in the Water Fund (WF), Drainage and Wastewater Fund (DWF), Solid Waste Fund (SWF) and General Fund (GF) for a net increase of approximately \$35.4 million in 2021. The main drivers of change are updated projections for taxes, debt service, major service contract payments, and labor and inflation-related increases.

Seattle Public Utilities

The adjustments included in this request and the overall SPU budget are consistent with the draft 2021-2026 Strategic Business Plan that will be submitted for approval in 2021.

Technical Adjustments Related to 2020Q3 IT Staff Transfer

Expenditures	\$823,494
Position Allocation	7.00

This item increases various BSLs in the Water Fund (WF), Drainage and Wastewater Fund (DWF), and Solid Waste Fund (SWF) to reflect ongoing costs related to the transfer of seven positions from the Seattle Information Technology Department (ITD) to SPU in the 2020 3rd Quarter Supplemental Budget. Five of the positions will support the Utility's SCADA program, and two of the positions will support the Utility's Financial Management Systems group that maintains SPU's side systems. SPU and ITD have entered into MOAs that govern the management of these positions in 2020.

SPU and ITD agreed to transfer the SCADA positions prior to ITD completing its budget and associated internal rate allocations for 2021 and 2022. However, SPU and ITD agreed to transfer the Financial Management Systems positions after ITD finalized its rate allocations. SPU will pay the ITD allocations in full in 2021. At the end of 2021, the Departments will meet to true up costs and will reconcile the difference at that time. The SPU 2022 Proposed Budget will include the costs for these positions in full.

Expenditure Overview

Appropriations	2019 Actuals	2020 Adopted	2021 Proposed
SPU - BC-SU-C110B - Distribution			
43000 - Water Fund	28,969,564	34,136,663	31,095,001
Total for BSL: BC-SU-C110B	28,969,564	34,136,663	31,095,001
SPU - BC-SU-C120B - Transmission			
43000 - Water Fund	2,127,355	15,612,322	20,129,412
Total for BSL: BC-SU-C120B	2,127,355	15,612,322	20,129,412
SPU - BC-SU-C130B - Watershed Stewardship			
43000 - Water Fund	516,171	1,289,569	298,356
Total for BSL: BC-SU-C130B	516,171	1,289,569	298,356
SPU - BC-SU-C140B - Water Quality & Treatment			
43000 - Water Fund	438,639	9,525,000	13,214,127
Total for BSL: BC-SU-C140B	438,639	9,525,000	13,214,127
SPU - BC-SU-C150B - Water Resources			
43000 - Water Fund	3,169,058	8,464,008	12,031,263
Total for BSL: BC-SU-C150B	3,169,058	8,464,008	12,031,263
SPU - BC-SU-C160B - Habitat Conservation Program			

Seattle Public Utilities

43000 - Water Fund	645,615	3,488,143	1,474,395
Total for BSL: BC-SU-C160B	645,615	3,488,143	1,474,395
SPU - BC-SU-C230B - New Facilities			
45010 - Solid Waste Fund	4,774,627	18,442,478	19,250,000
Total for BSL: BC-SU-C230B	4,774,627	18,442,478	19,250,000
SPU - BC-SU-C240B - Rehabilitation & Heavy Equipment			
45010 - Solid Waste Fund	622,676	8,390,000	1,220,000
Total for BSL: BC-SU-C240B	622,676	8,390,000	1,220,000
SPU - BC-SU-C333B - Protection of Beneficial Uses			
44010 - Drainage and Wastewater Fund	5,708,258	22,273,994	21,139,104
Total for BSL: BC-SU-C333B	5,708,258	22,273,994	21,139,104
SPU - BC-SU-C350B - Sediments			
44010 - Drainage and Wastewater Fund	3,252,025	3,481,934	3,867,219
Total for BSL: BC-SU-C350B	3,252,025	3,481,934	3,867,219
SPU - BC-SU-C360B - Combined Sewer Overflows			
44010 - Drainage and Wastewater Fund	30,181,842	121,148,094	134,109,402
Total for BSL: BC-SU-C360B	30,181,842	121,148,094	134,109,402
SPU - BC-SU-C370B - Rehabilitation			
44010 - Drainage and Wastewater Fund	35,643,529	40,043,724	38,267,638
Total for BSL: BC-SU-C370B	35,643,529	40,043,724	38,267,638
SPU - BC-SU-C380B - Flooding, Sewer Backup & Landslide			
44010 - Drainage and Wastewater Fund	11,087,863	37,252,229	42,898,658
Total for BSL: BC-SU-C380B	11,087,863	37,252,229	42,898,658
SPU - BC-SU-C410B - Shared Cost Projects			
43000 - Water Fund	12,983,138	37,740,238	33,473,751
44010 - Drainage and Wastewater Fund	8,051,662	41,606,987	32,956,956
45010 - Solid Waste Fund	3,035,405	2,316,622	2,841,878
Total for BSL: BC-SU-C410B	24,070,205	81,663,847	69,272,585
SPU - BC-SU-C510B - Technology			
43000 - Water Fund	3,678,820	5,270,996	5,061,580
44010 - Drainage and Wastewater Fund	3,379,305	4,219,076	5,150,950
45010 - Solid Waste Fund	1,832,285	1,709,927	1,987,569
Total for BSL: BC-SU-C510B	8,890,410	11,199,999	12,200,099

Seattle Public Utilities

SPU - BO-SU-N000B - General Expense

00100 - General Fund	1,807,690	1,716,000	1,874,250
43000 - Water Fund	137,221,322	149,486,395	147,339,310
44010 - Drainage and Wastewater Fund	291,875,611	311,679,496	332,921,343
45010 - Solid Waste Fund	154,637,396	159,208,484	166,465,485
Total for BSL: BO-SU-N000B	585,542,019	622,090,374	648,600,389

SPU - BO-SU-N100B - Leadership and Administration

43000 - Water Fund	52,871,750	66,672,010	58,113,414
44010 - Drainage and Wastewater Fund	49,304,208	63,380,642	62,543,732
45010 - Solid Waste Fund	18,890,131	22,159,969	18,640,534
Total for BSL: BO-SU-N100B	121,066,089	152,212,621	139,297,679

SPU - BO-SU-N200B - Utility Service and Operations

00100 - General Fund	7,507,482	10,150,586	17,946,026
43000 - Water Fund	53,428,472	57,871,531	68,202,401
44010 - Drainage and Wastewater Fund	51,982,785	61,790,540	70,120,481
45010 - Solid Waste Fund	27,507,547	30,980,415	33,830,859
Total for BSL: BO-SU-N200B	140,426,286	160,793,071	190,099,767

Department Total	1,007,132,231	1,351,508,072	1,398,465,095
-------------------------	----------------------	----------------------	----------------------

Department Full-Time Equivalents Total*	1,414.55	1,433.30	1,440.30
--	-----------------	-----------------	-----------------

* FTE totals are provided for informational purposes only. Changes in FTEs resulting from City Council or Human Resources Director actions outside of the budget process may not be detailed here

Budget Summary by Fund Seattle Public Utilities

	2019 Actuals	2020 Adopted	2021 Proposed
00100 - General Fund	9,315,172	11,866,586	19,820,276
43000 - Water Fund	296,049,903	389,556,875	390,433,010
44010 - Drainage and Wastewater Fund	490,467,088	706,876,716	743,975,483
45010 - Solid Waste Fund	211,300,067	243,207,895	244,236,326
Budget Totals for SPU	1,007,132,231	1,351,508,072	1,398,465,095

Seattle Public Utilities

Revenue Overview

2021 Estimated Revenues

Account Code	Account Name	2019 Actuals	2020 Adopted	2021 Proposed
309010	Non-Operating Revenues	100,163	2,168,045	3,232,566
332020	Build America Bonds Subsidy Pa	1,984,080	2,080,414	1,619,000
333110	Ind Fed Grants	124,012	-	-
334010	State Grants	105,185	6,115,000	8,199,810
337010	Interlocal Grants	(35,105)	-	-
337080	Other Private Contrib & Dons	1,788,805	-	-
343010	Architect/Engineering Svc Chrg	249,681	-	-
343020	Services For Others-Nonop	19,611	-	-
343080	Unbilled Rev	1,195,817	-	-
343090	Elderly Utility Credit	(4,367,463)	-	-
343110	Retail Water Utility Services	204,452,174	205,027,737	205,119,999
343120	Wholesale Water Sales	56,985,262	58,814,953	53,081,037
343130	Other Utility Operating Rev	4,123,330	2,082,821	4,226,340
343320	Recoveries-Sundry	26,089	-	-
343350	Municipal Utility Services	9,713,828	10,035,622	10,246,670
343360	Tap Revenue	10,815,425	7,874,232	7,972,660
343900	Utilities-Other Rev	(2,518,477)	-	-
350180	Misc Fines & Penalties	313,190	-	-
350190	Nsf Check Fees	30,450	-	-
360020	Inv Earn-Residual Cash	4,562,759	-	-
360220	Interest Earned On Delinquent A	14,827	-	-
360310	Lt Space/Facilities Leases	12,186	-	-
360320	Rent From Operating Property	554,648	-	-
360350	Other Rents & Use Charges	141,078	656,000	672,000
360380	Sale Of Junk Or Salvage	139,286	-	-
360420	Other Judgments & Settlements	2,917,103	-	-
360750	Misc Reimb Adj-Pers & Other	13,536	2,620,059	2,286,846
360900	Miscellaneous Revs-Other Rev	252,151	-	-
379020	Capital Contributions	6,015,583	-	-
379030	Capital Contr-Interlocal	309	-	-
395030	Sales Of Other Fixed Assets	13,887	-	-
395050	Gain/Loss-Disp Fixed Asset	(158,177)	-	-
Total Revenues for: 43000 - Water Fund		299,585,233	297,474,883	296,656,928
400000	Use of/Contribution to Fund Balance	-	92,081,992	93,776,082

Seattle Public Utilities

Total Resources for:43000 - Water Fund		299,585,233	389,556,875	390,433,010
309010	Non-Operating Revenues	575,053	-	1,686,168
330020	Intergov-Revenues	44,861	-	-
332020	Build America Bonds Subsidy Pa	1,686,168	1,749,474	-
333110	Ind Fed Grants	191,509	-	-
334010	State Grants	526,902	1,736,000	1,598,155
337010	Interlocal Grants	346,526	1,598,155	-
337080	Other Private Contrib & Dons	1,332,731	-	-
341040	Sales Of Maps & Publications	2,813	-	-
343010	Architect/Engineering Svc Chrg	3,386,948	-	-
343020	Services For Others-Nonop	297,983	-	-
343080	Unbilled Rev	2,188,463	-	-
343090	Elderly Utility Credit	(8,297,781)	-	-
343130	Other Utility Operating Rev	387	2,451,359	3,579,201
343140	Wastewater Utility Services	307,973,520	313,051,221	314,331,518
343150	Drainage Utility Services	143,323,151	152,834,790	166,926,594
343160	Side Sewer Permit Fees	1,831,939	3,003,946	1,831,939
343170	Sewer Connection Charges	176,134	-	-
343180	Drainage Permit Fees	519,431	526,683	519,431
343310	Recoveries	374,958	-	-
343350	Municipal Utility Services	2,967,672	-	-
350180	Misc Fines & Penalties	302,458	-	-
350190	Nsf Check Fees	25	-	-
360020	Inv Earn-Residual Cash	7,573,596	-	-
360210	Oth Interest Earnings	155	-	-
360220	Interest Earned On Deliquent A	9,517	-	-
360300	St Space Facilities Rentals	34,760	-	-
360320	Rent From Operating Property	825	-	-
360350	Other Rents & Use Charges	13,105	-	-
360420	Other Judgments & Settlements	244,547	-	-
360750	Misc Reimb Adj-Pers & Other	15,043	2,243,481	2,215,479
360900	Miscellaneous Revs-Other Rev	74,459	-	-
379020	Capital Contributions	3,984,193	34,025,878	1,736,000
379030	Capital Contr-Interlocal	155	-	-
395030	Sales Of Other Fixed Assets	6,973	-	-
395050	Gain/Loss-Disp Fixed Asset	379,790	-	-
Total Revenues for: 44010 - Drainage and Wastewater Fund		472,088,970	513,220,987	494,424,484
400000	Use of/Contribution to Fund Balance	-	193,655,729	249,550,999
Total Resources for:44010 - Drainage and		472,088,970	706,876,716	743,975,483

Seattle Public Utilities

Wastewater Fund

309010	Non-Operating Revenues	18,688	861,924	847,518
334010	State Grants	123,907	100,000	-
343090	Elderly Utility Credit	(3,976,000)	-	-
343130	Other Utility Operating Rev	613,252	-	-
343200	Solid Waste Utility Services	208,885,794	138,440,326	211,504,612
343210	Transfer Station Charges	15,297,566	78,984,187	13,356,825
343240	Commercial Disposal Charges	933,098	-	-
343280	Recycled Materials Rev	2,830,931	1,856,026	2,154,509
343310	Recoveries	378,986	-	-
350180	Misc Fines & Penalties	370,677	-	-
350190	Nsf Check Fees	700	-	-
360020	Inv Earn-Residual Cash	2,034,299	-	-
360220	Interest Earned On Delinquent A	9,208	-	-
360350	Other Rents & Use Charges	7,115	-	-
360420	Other Judgments & Settlements	315,642	-	-
360540	Cashiers Overages & Shortages	275	-	-
360750	Misc Reimb Adj-Pers & Other	3,854	2,556,155	8,804,041
360900	Miscellaneous Revs-Other Rev	(13,074)	-	-
395050	Gain/Loss-Disp Fixed Asset	455,447	-	-
Total Revenues for: 45010 - Solid Waste Fund		228,290,364	222,798,618	236,667,506
400000	Use of/Contribution to Fund Balance	-	20,409,277	7,568,820
Total Resources for:45010 - Solid Waste Fund		228,290,364	243,207,895	244,236,326
Total SPU Resources		999,964,566	1,339,641,486	1,378,644,819

Seattle Public Utilities

Appropriations by Budget Summary Level and Program

SPU - BC-SU-C110B - Distribution

The purpose of the Distribution Budget Summary Level, a Capital Improvement Program funded by water revenues, is to repair and upgrade the City's water lines, pump stations, and other facilities.

Program Expenditures	2019 Actuals	2020 Adopted	2021 Proposed
Distribution	28,969,564	34,136,663	31,095,001
Total	28,969,564	34,136,663	31,095,001
Full-time Equivalents Total*	79.00	79.00	79.00

**FTE totals are provided for informational purposes only. Changes in FTEs resulting from City Council or Human Resources Director actions outside of the budget process may not be detailed here*

SPU - BC-SU-C120B - Transmission

The purpose of the Transmission Budget Summary Level, a Capital Improvement Program funded by water revenues, is to repair and upgrade the City's large transmission pipelines that bring untreated water to the treatment facilities, and convey water from the treatment facilities to Seattle and its suburban wholesale customers' distribution systems.

Program Expenditures	2019 Actuals	2020 Adopted	2021 Proposed
Transmission	2,127,355	15,612,322	20,129,412
Total	2,127,355	15,612,322	20,129,412
Full-time Equivalents Total*	5.00	5.00	5.00

**FTE totals are provided for informational purposes only. Changes in FTEs resulting from City Council or Human Resources Director actions outside of the budget process may not be detailed here*

SPU - BC-SU-C130B - Watershed Stewardship

The purpose of the Watershed Stewardship Budget Summary Level, a Capital Improvement Program funded by water revenues, is to implement projects associated with the natural land, forestry, and fishery resources within the Tolt, Cedar, and Lake Youngs watersheds.

Program Expenditures	2019 Actuals	2020 Adopted	2021 Proposed
Watershed Stewardship	516,171	1,289,569	298,356
Total	516,171	1,289,569	298,356
Full-time Equivalents Total*	8.00	8.00	8.00

Seattle Public Utilities

**FTE totals are provided for informational purposes only. Changes in FTEs resulting from City Council or Human Resources Director actions outside of the budget process may not be detailed here*

SPU - BC-SU-C140B - Water Quality & Treatment

The purpose of the Water Quality & Treatment Budget Summary Level, a Capital Improvement Program funded by water revenues, is to design, construct, and repair water treatment facilities and remaining open-water reservoirs.

Program Expenditures	2019 Actuals	2020 Adopted	2021 Proposed
Water Quality & Treatment	438,639	9,525,000	13,214,127
Total	438,639	9,525,000	13,214,127
Full-time Equivalents Total*	14.00	14.00	14.00

**FTE totals are provided for informational purposes only. Changes in FTEs resulting from City Council or Human Resources Director actions outside of the budget process may not be detailed here*

SPU - BC-SU-C150B - Water Resources

The purpose of the Water Resources Budget Summary Level, a Capital Improvement Program funded by water revenues, is to repair and upgrade water transmission pipelines and promote residential and commercial water conservation.

Program Expenditures	2019 Actuals	2020 Adopted	2021 Proposed
Water Resources	3,169,058	8,464,008	12,031,263
Total	3,169,058	8,464,008	12,031,263
Full-time Equivalents Total*	12.00	12.00	12.00

**FTE totals are provided for informational purposes only. Changes in FTEs resulting from City Council or Human Resources Director actions outside of the budget process may not be detailed here*

SPU - BC-SU-C160B - Habitat Conservation Program

The purpose of the Habitat Conservation Budget Summary Level, a Capital Improvement Program funded by water revenues, is to manage projects directly related to the Cedar River Watershed Habitat Conservation Plan.

Program Expenditures	2019 Actuals	2020 Adopted	2021 Proposed
Habitat Conservation Program	645,615	3,488,143	1,474,395
Total	645,615	3,488,143	1,474,395
Full-time Equivalents Total*	15.00	15.00	15.00

Seattle Public Utilities

**FTE totals are provided for informational purposes only. Changes in FTEs resulting from City Council or Human Resources Director actions outside of the budget process may not be detailed here*

SPU - BC-SU-C230B - New Facilities

The purpose of the New Facilities Budget Summary Level, a Capital Improvement Program funded by solid waste revenues, is to design and construct new facilities to enhance solid waste operations.

Program Expenditures	2019 Actuals	2020 Adopted	2021 Proposed
New Facilities	4,774,627	18,442,478	19,250,000
Total	4,774,627	18,442,478	19,250,000
Full-time Equivalents Total*	9.00	9.00	9.00

**FTE totals are provided for informational purposes only. Changes in FTEs resulting from City Council or Human Resources Director actions outside of the budget process may not be detailed here*

SPU - BC-SU-C240B - Rehabilitation & Heavy Equipment

The purpose of the Rehabilitation and Heavy Equipment Budget Summary Level, a Capital Improvement Program funded by solid waste revenues, is to implement projects to repair and rehabilitate the City's solid waste transfer stations and improve management of the City's closed landfills and household hazardous waste sites.

Program Expenditures	2019 Actuals	2020 Adopted	2021 Proposed
Rehabilitation & Heavy Eqpt	622,676	8,390,000	1,220,000
Total	622,676	8,390,000	1,220,000

**FTE totals are provided for informational purposes only. Changes in FTEs resulting from City Council or Human Resources Director actions outside of the budget process may not be detailed here*

SPU - BC-SU-C333B - Protection of Beneficial Uses

The purpose of the Protection of Beneficial Uses Budget Summary Level, a Capital Improvement Program funded by drainage revenues, is to make improvements to the City's drainage system to reduce the harmful effects of storm water runoff on creeks and receiving waters by improving water quality and protecting or enhancing habitat.

Program Expenditures	2019 Actuals	2020 Adopted	2021 Proposed
Protection of Beneficial Uses	5,708,258	22,273,994	21,139,104

Seattle Public Utilities

Total	5,708,258	22,273,994	21,139,104
Full-time Equivalents Total*	14.00	14.00	14.00

**FTE totals are provided for informational purposes only. Changes in FTEs resulting from City Council or Human Resources Director actions outside of the budget process may not be detailed here*

SPU - BC-SU-C350B - Sediments

The purpose of the Sediments Budget Summary Level, a Capital Improvement Program funded by drainage and wastewater revenues, is to restore and rehabilitate natural resources in or along Seattle's waterways.

Program Expenditures	2019 Actuals	2020 Adopted	2021 Proposed
Sediments	3,252,025	3,481,934	3,867,219
Total	3,252,025	3,481,934	3,867,219
Full-time Equivalents Total*	7.00	7.00	7.00

**FTE totals are provided for informational purposes only. Changes in FTEs resulting from City Council or Human Resources Director actions outside of the budget process may not be detailed here*

SPU - BC-SU-C360B - Combined Sewer Overflows

The purpose of the Combined Sewer Overflow (CSO) Budget Summary Level, a Capital Improvement Program funded by drainage and wastewater revenues, is to plan and construct large infrastructure systems, smaller retrofits, and green infrastructure for CSO Summary.

Program Expenditures	2019 Actuals	2020 Adopted	2021 Proposed
Combined Sewer Overflows	30,181,842	121,148,094	134,109,402
Total	30,181,842	121,148,094	134,109,402
Full-time Equivalents Total*	30.00	30.00	30.00

**FTE totals are provided for informational purposes only. Changes in FTEs resulting from City Council or Human Resources Director actions outside of the budget process may not be detailed here*

SPU - BC-SU-C370B - Rehabilitation

The purpose of the Rehabilitation Budget Summary Level, a Capital Improvement Program funded by drainage and wastewater revenues, is to rehabilitate or replace existing drainage and wastewater assets in kind, to maintain the current functionality of the system.

Program Expenditures	2019 Actuals	2020 Adopted	2021 Proposed
-----------------------------	-------------------------	-------------------------	--------------------------

Seattle Public Utilities

Rehabilitation	35,643,529	40,043,724	38,267,638
Total	35,643,529	40,043,724	38,267,638
Full-time Equivalents Total*	30.00	30.00	30.00

**FTE totals are provided for informational purposes only. Changes in FTEs resulting from City Council or Human Resources Director actions outside of the budget process may not be detailed here*

SPU - BC-SU-C380B - Flooding, Sewer Backup & Landslide

The purpose of the Flooding, Sewer Back-up, and Landslides Budget Summary Level, a Capital Improvement Program funded by drainage and wastewater revenues, is to plan, design and construct systems aimed at preventing or alleviating flooding and sewer backups in the City of Seattle, protecting public health, safety, and property. This program also protects SPU drainage and wastewater infrastructure from landslides, and makes drainage improvements where surface water generated from City rights-of-way contributes to landslides.

Program Expenditures	2019 Actuals	2020 Adopted	2021 Proposed
Flooding, Sewer Backup & Lndsl	11,087,863	37,252,229	42,898,658
Total	11,087,863	37,252,229	42,898,658
Full-time Equivalents Total*	25.00	25.00	25.00

**FTE totals are provided for informational purposes only. Changes in FTEs resulting from City Council or Human Resources Director actions outside of the budget process may not be detailed here*

SPU - BC-SU-C410B - Shared Cost Projects

The purpose of the Shared Cost Projects Budget Summary Level, which is a Capital Improvement Program, is to implement the Water, Drainage and Wastewater, and Solid Waste Utility's share of capital improvement projects that receive funding from multiple SPU funds.

Program Expenditures	2019 Actuals	2020 Adopted	2021 Proposed
Shared Cost Projects	24,070,205	81,663,847	69,272,585
Total	24,070,205	81,663,847	69,272,585
Full-time Equivalents Total*	95.00	95.00	95.00

**FTE totals are provided for informational purposes only. Changes in FTEs resulting from City Council or Human Resources Director actions outside of the budget process may not be detailed here*

SPU - BC-SU-C510B - Technology

The purpose of the Technology Budget Summary Level, a Capital Improvement Program, is to make use of technology to increase the Water, Drainage and Wastewater, and Solid Waste Utility's

Seattle Public Utilities

efficiency and productivity.

Program Expenditures	2019 Actuals	2020 Adopted	2021 Proposed
Technology	8,890,410	11,199,999	12,200,099
Total	8,890,410	11,199,999	12,200,099
Full-time Equivalents Total*	41.00	41.00	41.00

**FTE totals are provided for informational purposes only. Changes in FTEs resulting from City Council or Human Resources Director actions outside of the budget process may not be detailed here*

SPU - BO-SU-N000B - General Expense

The purpose of the General Expense Budget Summary Level is to provide for the Utility's general expenses such as debt service, taxes and major contracts.

Program Expenditures	2019 Actuals	2020 Adopted	2021 Proposed
Budget Reserves	489,644	7,909,526	8,914,284
Capital Purchases	56,917	234,175	238,859
Debt Service	165,451,847	179,932,891	170,057,449
Major Contracts	283,732,444	292,235,325	308,299,579
Taxes and Fees	135,811,167	141,778,458	161,090,218
Total	585,542,019	622,090,374	648,600,389

**FTE totals are provided for informational purposes only. Changes in FTEs resulting from City Council or Human Resources Director actions outside of the budget process may not be detailed here*

The following information summarizes the programs in General Expense Budget Summary Level:

Budget Reserves

The purpose of the Budget Reserves Program is to appropriate funds to maintain a necessary working reserve for unanticipated expenditures that may develop during the fiscal year. These are important due to the utility need to plan revenue on a six-year horizon.

Expenditures/FTE	2019 Actuals	2020 Adopted	2021 Proposed
Budget Reserves	489,644	7,909,526	8,914,284

Capital Purchases

The purpose of the Capital Purchases Program is to provide appropriation for the utility to purchase equipment that cannot be purchased using bond proceeds.

Seattle Public Utilities

	2019	2020	2021
Expenditures/FTE	Actuals	Adopted	Proposed
Capital Purchases	56,917	234,175	238,859

Debt Service

The purpose of the Debt Service Program is to provide appropriation for new bond issuance costs as well as principal and interest payments on previously issued bonds and loans.

	2019	2020	2021
Expenditures/FTE	Actuals	Adopted	Proposed
Debt Service	165,451,847	179,932,891	170,057,449

Major Contracts

The purpose of the Major Contracts Program is to provide appropriation for large service contracts that SPU has with solid waste contractors and for water and wastewater treatment costs.

	2019	2020	2021
Expenditures/FTE	Actuals	Adopted	Proposed
Major Contracts	283,732,444	292,235,325	308,299,579

Taxes and Fees

The purpose of the Taxes Program is to provide appropriation for payment of city and state taxes.

	2019	2020	2021
Expenditures/FTE	Actuals	Adopted	Proposed
Taxes and Fees	135,811,167	141,778,458	161,090,218

SPU - BO-SU-N100B - Leadership and Administration

The purpose of the Leadership and Administration Budget Summary Level is to provide overall management and policy direction for Seattle Public Utilities and to provide core management and administrative services like finance, human resources, and facility management.

Program Expenditures	2019	2020	2021
	Actuals	Adopted	Proposed
Citywide Indirect Costs	62,833,193	62,292,309	62,592,009
Departmental Indirect Costs	66,173,778	97,268,012	83,286,162
Divisional Indirect Costs	1,155,732	1,492,703	1,253,337
Indirect Cost Recovery Offset	(21,918,671)	(20,878,653)	(20,302,238)
Paid Time Off Indirect Costs	7,904,884	5,656,400	4,443,206
Pooled Benefits Indirect Costs	4,917,172	6,381,850	8,025,203
Total	121,066,089	152,212,621	139,297,679
Full-time Equivalents Total*	108.35	116.60	118.60

**FTE totals are provided for informational purposes only. Changes in FTEs resulting from City*

Seattle Public Utilities

Council or Human Resources Director actions outside of the budget process may not be detailed here

The following information summarizes the programs in Leadership and Administration Budget Summary Level:

Citywide Indirect Costs

The purpose of the Citywide Indirect Costs program is to fund internal services costs originating from outside of the department such as allocated costs from the Department of Finance and Administrative Services and Seattle Information Technology Department.

	2019	2020	2021
Expenditures/FTE	Actuals	Adopted	Proposed
Citywide Indirect Costs	62,833,193	62,292,309	62,592,009

Departmental Indirect Costs

The purpose of the Departmental Indirect Costs program is to fund costs associated with management of the department. This may include personnel costs related to department leadership and administration or other administrative costs such as external rent and operating supplies or services.

	2019	2020	2021
Expenditures/FTE	Actuals	Adopted	Proposed
Departmental Indirect Costs	66,173,778	97,268,012	83,286,162
Full Time Equivalents Total	108.35	116.60	118.60

Divisional Indirect Costs

The purpose of the Divisional Indirect Costs program is to fund administrative costs generated by sub-departmental units.

	2019	2020	2021
Expenditures/FTE	Actuals	Adopted	Proposed
Divisional Indirect Costs	1,155,732	1,492,703	1,253,337

Indirect Cost Recovery Offset

The purpose of the Indirect Cost Recovery Offset program is to reflect the adjustment to the Leadership and Administration BSL occurring as a result of the Utility's general and administrative overhead allocation.

	2019	2020	2021
Expenditures/FTE	Actuals	Adopted	Proposed
Indirect Cost Recovery Offset	(21,918,671)	(20,878,653)	(20,302,238)

Paid Time Off Indirect Costs

Seattle Public Utilities

The purpose of the Paid Time Off program is to fund salary and benefit costs associated with City-provided leave benefits such as holiday pay, sick time, vacation time, executive leave or other leave benefits, including termination payouts for vacation and sick leave.

	2019	2020	2021
Expenditures/FTE	Actuals	Adopted	Proposed
Paid Time Off Indirect Costs	7,904,884	5,656,400	4,443,206

Pooled Benefits Indirect Costs

The purpose of the Pooled Benefits program is to fund department costs associated with health and dental insurance, workers compensation, and unemployment insurance contributions.

	2019	2020	2021
Expenditures/FTE	Actuals	Adopted	Proposed
Pooled Benefits Indirect Costs	4,917,172	6,381,850	8,025,203

SPU - BO-SU-N200B - Utility Service and Operations

The purpose of the Utility Service and Operations Budget Summary Level is to fund the direct delivery of essential Customer Service programs and the operating expenses for Pre-Capital Planning & Development, Project Delivery, Drainage and Wastewater, Solid Waste, Water and General Fund programs.

Program Expenditures	2019 Actuals	2020 Adopted	2021 Proposed
Customer Service	19,267,612	26,811,448	24,491,609
Drainage System	7,626,695	10,475,721	10,169,240
DWW Facilities & Equip	2,404,638	789,897	1,277,248
DWW System Operations	19,117,238	19,777,319	27,281,525
Emergency Response	1,972,256	2,147,041	2,260,259
Engineering	5,616,386	6,529,147	18,027,091
Pre-Capital Planning	4,261,367	4,191,666	4,392,736
Solid Waste Facilities & Equip	4,187,484	6,020,127	5,983,638
Solid Waste Operations	25,029,858	28,185,069	32,692,626
Wastewater System	10,597,458	13,861,807	12,825,670
Water Distribution System	11,444,810	14,252,581	12,860,675
Water Facilities & Equip	3,294,991	-	-
Water Facilities & Equipment	-	3,392,850	2,961,111
Water Supply & Transmsn Systm	6,016,740	5,991,810	5,285,926
Water System Operations	19,588,753	18,366,588	29,590,414
Total	140,426,286	160,793,071	190,099,767
Full-time Equivalents Total*	922.20	932.70	937.70

**FTE totals are provided for informational purposes only. Changes in FTEs resulting from City Council or Human Resources Director actions outside of the budget process may not be detailed here*

Seattle Public Utilities

The following information summarizes the programs in Utility Service and Operations Budget Summary Level:

Customer Service

The purpose of the Customer Service Program is to provide appropriation to manage and provide customer service support for the direct delivery of programs and services.

	2019	2020	2021
Expenditures/FTE	Actuals	Adopted	Proposed
Customer Service	19,267,612	26,811,448	24,491,609
Full Time Equivalents Total	242.00	249.00	249.00

Drainage System

The purpose of the Drainage System Program is to provide appropriation for maintaining the drainage system, drainage conveyance, stormwater detention and green stormwater infrastructure.

	2019	2020	2021
Expenditures/FTE	Actuals	Adopted	Proposed
Drainage System	7,626,695	10,475,721	10,169,240

DWW Facilities & Equip

The purpose of the DWW Facilities and Equipment Program is to provide appropriation for drainage and wastewater operating and decant facilities

	2019	2020	2021
Expenditures/FTE	Actuals	Adopted	Proposed
DWW Facilities & Equip	2,404,638	789,897	1,277,248

DWW System Operations

The purpose of the DWW System Operations Program is to provide appropriation for drainage and wastewater overall system planning, system modeling and analysis, source control, compliance and outreach and education.

	2019	2020	2021
Expenditures/FTE	Actuals	Adopted	Proposed
DWW System Operations	19,117,238	19,777,319	27,281,525

Emergency Response

The Emergency Response Program provides appropriation to procure necessary equipment and provide maintenance and support services in case of emergencies.

	2019	2020	2021
Expenditures/FTE	Actuals	Adopted	Proposed

Seattle Public Utilities

Emergency Response	1,972,256	2,147,041	2,260,259
--------------------	-----------	-----------	-----------

Engineering

The purpose of the Engineering Program is to provide engineering design and support services, construction inspection, and project management services to capital improvement projects and to the managers of facilities.

	2019 Actuals	2020 Adopted	2021 Proposed
Expenditures/FTE			
Engineering	5,616,386	6,529,147	18,027,091
Full Time Equivalents Total	106.50	107.00	107.00

Pre-Capital Planning

The purpose of the Pre-Capital Planning Program is to support business case development, project plans, and options analysis. This program will capture all costs associated with a project that need to be expensed during its life cycle, including any post-construction monitoring and landscape maintenance.

	2019 Actuals	2020 Adopted	2021 Proposed
Expenditures/FTE			
Pre-Capital Planning	4,261,367	4,191,666	4,392,736

Solid Waste Facilities & Equip

The purpose of the Solid Waste Facilities & Equipment Program provides appropriation to maintain and support the solid waste facilities and landfills.

	2019 Actuals	2020 Adopted	2021 Proposed
Expenditures/FTE			
Solid Waste Facilities & Equip	4,187,484	6,020,127	5,983,638

Solid Waste Operations

The purpose of the Solid Waste Operations Program provides appropriation for overall solid waste system planning, operations of the transfer stations, solid waste outreach and management of the Local Hazardous Waste Mitigation Program (LHWMP).

	2019 Actuals	2020 Adopted	2021 Proposed
Expenditures/FTE			
Solid Waste Operations	25,029,858	28,185,069	32,692,626
Full Time Equivalents Total	88.56	91.56	91.56

Wastewater System

The Wastewater System Program provides appropriation to maintain wastewater conveyance, pump stations and storage.

	2019	2020	2021
Expenditures/FTE			

Seattle Public Utilities

	Actuals	Adopted	Proposed
Wastewater System	10,597,458	13,861,807	12,825,670
Full Time Equivalents Total	233.05	233.05	233.05

Water Distribution System

The Water Distribution System Program provides appropriation to maintain water distribution conveyance, pump stations and reservoirs.

	2019 Actuals	2020 Adopted	2021 Proposed
Expenditures/FTE			
Water Distribution System	11,444,810	14,252,581	12,860,675
Full Time Equivalents Total	120.09	120.09	120.09

Water Facilities & Equip

The Water Distribution System Program provides appropriation to maintain water distribution conveyance, pump stations and reservoirs.

	2019 Actuals	2020 Adopted	2021 Proposed
Expenditures/FTE			
Water Facilities & Equip	3,294,991	-	-

Water Facilities & Equipment

The Water Facilities & Equipment Program provides appropriation to maintain water storage facilities.

	2019 Actuals	2020 Adopted	2021 Proposed
Expenditures/FTE			
Water Facilities & Equipment	-	3,392,850	2,961,111

Water Supply & Transmssn Systm

The Water Supply and Transmission System Program provides appropriation to operate and maintain the water pipelines, reservoirs and water sheds.

	2019 Actuals	2020 Adopted	2021 Proposed
Expenditures/FTE			
Water Supply & Transmssn Systm	6,016,740	5,991,810	5,285,926

Water System Operations

The Water System Operations Program provides appropriation to plan and monitor the overall water system and water quality lab, and includes the work for the Cedar River Habitat conservation.

	2019 Actuals	2020 Adopted	2021 Proposed
Expenditures/FTE			

Seattle Public Utilities

Water System Operations	19,588,753	18,366,588	29,590,414
Full Time Equivalents Total	132.00	132.00	137.00

Seattle Department of Transportation

Sam Zimbabwe, Director

(206) 684-5000

<http://www.seattle.gov/transportation>

Department Overview

The Seattle Department of Transportation (SDOT) develops, maintains, and operates a transportation system that promotes the safe and efficient mobility of people and goods, and enhances the quality of life, environment, and economy of Seattle and the surrounding region. The City's transportation infrastructure is estimated to be worth approximately \$28 billion, including these major system assets:

- 1,548 lane-miles of arterial streets;
- 2,396 lane-miles of non-arterial streets;
- 2,293 miles of sidewalks;
- 124 bridges;
- 499 stairways;
- 581 retaining walls;
- 22 miles of seawalls;
- 1,118 signalized intersections;
- 47 miles of multi-purpose trails;
- 2,293 miles of improved sidewalks and median pathways;
- 142 miles of on-street bicycle facilities;
- 38,000 street trees;
- 1,512 pay stations;
- 31,823 curb ramps;
- more than 194,000 signs

The SDOT budget covers three major lines of business:

The **Transportation Capital Improvement Program** includes the major maintenance and replacement of SDOT's capital assets; the program also develops and constructs additions to the City's transportation infrastructure. The program includes the Major Maintenance/Replacement, Major Projects, and Mobility-Capital Budget Summary Levels (BSLs).

Operations and Maintenance covers day-to-day operations and routine maintenance that keep people and goods moving throughout the city, which includes operating the city's movable bridges and traffic signals, cleaning streets, repairing potholes, issuing permits, maintaining trees, and transportation planning and engineering. The four BSLs in this area are: Bridges and Structures; Maintenance Operations; Mobility-Operations; and Right-of-Way Management.

Business Management and Support provides overall policy direction and business support for SDOT and includes the Leadership and Administration and General Expense BSLs.

Seattle Department of Transportation

Budget Snapshot

	2019 Actuals	2020 Adopted	2021 Proposed
Department Support			
General Fund Support	43,818,562	46,652,133	57,387,782
Other Funding - Operating	235,987,454	275,531,322	201,492,035
Total Operations	279,806,017	322,183,455	258,879,817
Capital Support			
General Fund Support	106	3,060,000	1,260,728
Other Funding - Capital	245,178,580	413,685,733	347,726,697
Total Capital	245,178,686	416,745,733	348,987,424
Total Appropriations	524,984,703	738,929,188	607,867,241
Full-Time Equivalents Total*	931.50	958.00	1,079.00

* FTE totals are provided for informational purposes only. Changes in FTEs resulting from City Council or Human Resources Director actions outside of the budget process may not be detailed here

Budget Overview

The City of Seattle, like the rest of the country, is recovering from the impacts of the COVID-19 pandemic. In addition to adverse public health impacts, the pandemic has had a devastating impact on national, state, and local economies resulting in significant declines in revenues and increases in emergency spending. It is within this context of uncertainty and economic instability that the City took action to rebalance the 2020 Seattle Department of Transportation (SDOT) budget through a series of reductions and pauses on operating and capital spending and that the 2021 Proposed Budget was developed.

Significant revenue shortfalls (citywide and transportation specific) due to the economic downturn coupled with uncertainties regarding the outcome on I-976 and STBD renewal and possible reduction of grant and partnership funding create a high-risk environment for SDOT revenues. In addition, cost pressures from the West Seattle Bridge closure and resulting traffic mitigation, protest response, and COVID-19 impacts are further increasing the funding gap. Winter weather response and past fund balance issues exacerbate an already volatile financial condition.

The 2021 funding gap is anticipated to be \$85.1 million with revenue and funding declines comprising \$53 million or 66% of the gap, with timing and fund balance issues making up \$24.8 million and the remaining \$2.3 million resulting from a shortfall in reimbursable revenue. Because there are no local tools to make up for all the revenue losses nor does this budget reflect significant financial assistance from our federal or state partners, the proposed budget includes direct program and project reductions of \$60 million in 2021 and \$25 million in borrowing through an interfund loan intended to minimize the extent of cuts needed in 2021 and 2022. Repayment of this interfund loan in 2022-2024 will be facilitated by reduced spending in those years.

General principles underlying our approach to the proposed budget are:

- Maintaining essential services (as defined in the Continuity of Operations Plan), safety requirements and basic maintenance and restoration of transportation infrastructure (including the West Seattle High Bridge)

Seattle Department of Transportation

- Minimizing direct impacts to underserved communities and engaging in an equity-centered recovery process - reexamine our work and how we engage communities in accomplishing our work
- Preserving City personnel to maintain ability to respond to COVID-19 recovery, return-to-work ramp up activities, West Seattle Bridge support/mitigation, and other emerging issues
- Maintaining funding and flexibility within larger transportation and mobility focused programs and opt instead to postpone discrete capital projects and remain responsive to Federal and State funding opportunities

The proposed budget continues support for investments that enhance safe environments for walking, biking, riding transit, driving, and moving freight based on geographic equity and community need. All budget investments are intended to further integrate SDOT's master plans and continue to implement a comprehensive Move Seattle strategy that maintains and expands the City's transportation infrastructure. All investments are prioritized based on safety, need, regulatory requirements and policies established by the City.

Although the financial challenges and uncertainty made decisions difficult, the actions we have taken in 2020 and propose to take in 2021 will prevent making deeper cuts in the future.

Some highlights of the 2021 Proposed Budget are:

1. **Move Seattle Levy:** Move Seattle Levy: The 2021 Proposed Budget continues to support the Move Seattle Levy plan by including capital project staffing support, sidewalk and ADA improvements, bridge rehabilitation, and school zone safety enhancements. Construction funding for significant capital projects include Madison BRT, continuing Northgate Bridge, AAC 15th Ave NE and Vision Zero 12th Ave S are notable. Despite project and program pauses and reductions in the 2020 budget rebalance, cash flow needs require short-term borrowing to meet spending plans. A placeholder for \$50 million in borrowing that was assumed in the 2020 adopted budget has been reduced to \$20 million in 2021. In addition, due to the COVID-19 emergency and ensuing General Fund shortfall, the Move Seattle General Fund floor cannot be met in 2021.

The table below summarizes the Move Seattle Levy capital and operations investments, by category, in the proposed budget.

Move Seattle Category	2021 All Funds	2022 All Funds	2023 All Funds	2024 All Funds
Safe Routes	\$52,949,618	\$44,059,378	\$46,284,318	\$36,507,734
Maintenance and Repair	\$48,212,862	\$37,104,529	\$43,534,714	\$58,016,134
Congestion Relief	\$153,887,082	\$92,577,635	\$73,410,870	\$38,634,758
Total	\$255,049,562	\$173,741,542	\$163,229,902	\$133,158,626

The Mayor is committed to receiving public input on the difficult budget choices in transportation programs and projects, including pauses and reductions. While the timing of rebalancing 2020 and incorporating public input in developing the 2021 budgets does not align with the 2021 proposed budget submission schedule, the Mayor is seeking this input through the Move Seattle Levy assessment process. This assessment process is happening concurrent with budget review this fall, with plans to present a draft assessment in December to the Move Seattle Levy Oversight Committee. Note that public input may alter the list of projects proposed as paused in the Mayor's proposed budget, however the size of the revenue reductions will make it difficult to provide alternatives to some of the project pause proposals.

Seattle Department of Transportation

2. **STBD:** In November 2014, voters approved Seattle Transportation Benefit District (STBD) Proposition 1 which provides a \$60 vehicle license fee and 0.1% sales tax in support of enhanced transit service in Seattle purchased from King County Metro, along with ORCA Opportunity and low income transit access programs, transit capital investments and low income VLF rebates. This measure expires on December 31, 2020. The proposed budget invests remaining STBD funds on reduced Metro transit service and removes the associated budget from SDOT's baseline operating budget.
3. **West Seattle Bridge:** The proposed budget includes debt service for \$100 million in bond funding of activities including bridge monitoring and testing, emergency stabilization repairs, planning and design costs for repair or replacements, Low Bridge monitoring and maintenance, and traffic and travel mitigation projects including Reconnect West Seattle projects.
4. **Transfer Parking Enforcement** from the Seattle Police Department to SDOT, totaling \$15,013,173 and 123.00 FTE. The unit is being transferred because its core functions - the management of street parking and the right-of-way, and the enforcement thereof - is more appropriately situated in SDOT.
5. **Sound Transit 3 (ST3)** Investments in ST3 continue to be a priority for the City, and the proposed budget includes reimbursable funding of SDOT's work on behalf of Sound Transit. The work includes planning, designing, and constructing capital improvements to RapidRide C and D Lines.

Transportation Revenues

The 2021 Proposed Budget relies on several funding sources to support transportation needs—sources include: federal, state and local grants; bonds; Move Seattle property tax levy; commercial parking tax; vehicle license fees; fees for service; Real Estate Excise Taxes; street vacation fees; gas tax; multimodal funds; property sale proceeds; school zone camera fines; sales tax; and an annual allocation from the City's General Fund.

In 2020 transportation-specific revenues are expected to decline by about \$33.5M or 5.2%. This is in addition to the \$13.3 million loss of General Fund support, so the total revenue reduction is about 7% of all department revenues. In 2021 expected transportation specific revenue loss over 2020 Adopted projections is \$70.6M and loss in all sources of revenue is \$85.7M.

For 2021, projected commercial parking tax revenue has been adjusted downward to reflect actual and forecasted declines in this revenue stream. These revenues are leveraged to back bond financing of both seawall and waterfront projects and general transportation needs. Investments of Real Estate Excise Tax (REET) supporting SDOT's Capital Improvement Program (CIP) will be focused on funding the West Seattle Bridge through debt service payments, which will limit future investment in other city projects long-term.

Additionally, for 2021, any revenue collected from the new taxes on Transportation Network Companies (TNCs) established in 2020 that would have been split between housing and transportation purposes will instead be dedicated to support transportation projects, after implementation costs and the Dispute Resolution Center has been fully funded.

Seattle Department of Transportation

Incremental Budget Changes

Seattle Department of Transportation

	Dollars	FTE
2021 Beginning Balance	785,129,974	958.00
Baseline		
Citywide Adjustments for Standard Cost Changes	5,267,111	-
Central Cost Manual Account Reconciliation	457,002	-
Baseline Adjustments for Personnel Costs	(1,110,201)	-
Adjustment for One-Time Budget Changes	(11,978,577)	-
Baseline Revenue	-	-
Baseline Transfer	-	-
Debt Service Adjustment	1,843,421	-
STBD Proposition 1	(66,851,338)	-
Proposed Operating		
Move Seattle Levy Debt Service	170,000	-
Program Reductions	(1,483,754)	(1.00)
Add Transportation Network Tax Funds to Transportation Equity	63,022	-
Seattle Wayfinding Maps	50,000	-
Transfer Parking Enforcement from the Seattle Police Department	15,013,173	123.00
Parking Enforcement Special Event Overtime	803,000	-
Leadership and Administration Reductions	(5,214,893)	(2.00)
Transportation Operations Reductions	(2,032,221)	-
Transit and Mobility Reductions	(3,569,633)	-
Streetcar Operations Reduction	(700,000)	-
Seattle Transportation Benefit District O&M Appropriation adjustment	7,343,447	-
Proposed Capital		
Marion Street Bridge WSDOT Construction	500,000	-
Waterfront Funding Plan Adjustments	(82,649,000)	-
Waterfront Transportation Infrastructure Maintenance	100,000	-
Add Transportation Network Tax Funds to Capital Projects	1,200,000	-
C/D Line Transit Improvements	6,000,000	-
Rt 48 Re-Appropriation	300,000	-
Capital Project Reductions and Reallocations	(2,635,528)	-
Delayed Capital Projects	(26,761,002)	-
Select Move Seattle Program Reductions	(7,058,091)	-
Transit Capital Reductions	(2,749,112)	-

Seattle Department of Transportation

Maintenance and Operations Reductions CIP	(37,826,917)	-
Street Use and REET II Capital Reductions	(778,895)	-
Additional Real Estate Excise Tax (REET) Reductions	(1,000,000)	-
Grant and Revenue Identification Changes	6,871,409	-
Proposed Technical		
Leadership and Administration Indirect Cost Alignment	602,268	-
Funding Source Transfers	-	-
Debt Service Adjustments	1,977,522	-
Streetcar Adjustments	612,128	-
SDOT CIP Adjustment	(8,350,037)	-
SDOT "Out Year" Base CIP Adjustment	26,000,000	-
Q2 2020 Ongoing Item Reconciliation	-	1.00
SDOT O&M Adjustment	4,701,236	-
SDOT Reimbursable Adjustment	(2,412,244)	-
SDOT Street Use Adjustment	5,523,971	-
Programming REET II and Move Seattle Levy	2,500,000	-
SDOT Revenue Balancing Entry	-	-
Total Incremental Changes	\$(177,262,733)	121.00
Total 2021 Proposed Budget	\$607,867,241	1079.00

Description of Incremental Budget Changes

Baseline

Citywide Adjustments for Standard Cost Changes

Expenditures \$5,267,111

This technical change adds budget to support central city costs including increases to healthcare, retirement, information technology, fleet and central finance costs.

Central Cost Manual Account Reconciliation

Expenditures \$457,002

This baseline item makes several technical adjustments to bring the 2021 baseline in line with the Central Cost Manual. The fund source for the appropriation increase is the Transportation Fund.

Baseline Adjustments for Personnel Costs

Expenditures \$(1,110,201)

This item reflects the removal of a 2021 salary increase for non-represented Executives, Managers and Strategic Advisors.

Seattle Department of Transportation

Adjustment for One-Time Budget Changes

Expenditures	\$(11,978,577)
Revenues	\$(58,474,891)

This baseline change modifies SDOT's budget to remove one-time budget changes included in the 2020 Adopted Budget.

Baseline Revenue

Revenues	\$(107,890,192)
----------	-----------------

This baseline change adjusts revenue projections, makes technical adjustments, and sets SDOT's baseline revenue assumptions that align SDOT Revenues with August forecast amounts provided by the City Budget Office and SDOT's Finance & Administration Division.

Baseline Transfer

Expenditures	-
--------------	---

This baseline change completes several net-zero budget transfers. The transfers include: 1) completing a budget transfer that splits Capital Projects and Roadway Structures into two divisions, moving overhead costs to the correct budget; 2) transferring budget for a 2020 change wherein the Strategy and Performance group was moved to the Asset and Performance Management group, and; 3) moving ongoing budget for the Roadway Structures Engineering team to the correct location.

Debt Service Adjustment

Expenditures	\$1,843,421
--------------	-------------

This technical change updates the expected costs associated with debt service from past bond issuances to support project work. This also includes a transfer of debt service support from State Gas Tax revenues to Seattle Commercial Parking Tax revenues.

STBD Proposition 1

Expenditures	\$(66,851,338)
--------------	----------------

In November 2014, voters approved Seattle Transportation Benefit District (STBD) Proposition 1 which provides a \$60 vehicle license fee (VLF) and 0.1% sales tax to purchase enhanced transit service from King County Metro, support low income transit access programs, and provide low income VLF rebates. Following Council passage of material change legislation in 2018, STBD also funds the ORCA Opportunity program and limited transit capital investments. This measure expires on December 31, 2020. This change removes the associated budget from SDOT's baseline operating budget. This reduction is from the STBD Fund.

Proposed Operating

Move Seattle Levy Debt Service

Expenditures	\$170,000
--------------	-----------

This item adds budget to support debt issuance costs associated with the 2021 bond issuance to support Move Seattle Levy spending in 2021.

Seattle Department of Transportation

Program Reductions

Expenditures	\$(1,483,754)
Position Allocation	(1.00)

This change reflects programmatic reductions across numerous SDOT operational budgets. Changes include: 1) Street Use reductions for direct purchases, equipment and supplies, training and travel, and contracted services commensurate with revenue reductions; 2) non-labor reductions in Street Vacation, Waterways, and Vending Enforcement programs commensurate with revenue reductions; 3) reductions to staffing in landscape cleaning services and street cleaning, and; 4) reductions to staffing in regional and state planning activities serving SDOT's capital project portfolio. These reductions may result in reduced service in these programs and projects. The change also reduces 1.0 FTE Office Aide in Operations Support.

Add Transportation Network Tax Funds to Transportation Equity

Expenditures	\$63,022
--------------	----------

This item will support the continued work of the Transportation Equity program using Transportation Network Company Tax (TNC). Note that these funds cannot be spent until the City has collected enough revenue to: 1) fund fixed costs for TNC tax implementation and administration in Finance and Administrative Services and Office of Labor Standards; 2) pay back interfund loans for 2020 expenditures, and; 3) fund the Dispute Resolution Center (DRC).

Seattle Wayfinding Maps

Expenditures	\$50,000
--------------	----------

This change increases budget for expansion of pedestrian wayfinding maps and kiosks, supported in part by partnerships with developers and other large projects that impact right-of-way. Historically, this program was only funded by partnerships with developers. This expansion will also help SDOT better serve race and social justice goals by allowing SDOT to initiate projects in areas of Seattle that have historically not seen significant investment by developers (i.e. South Seattle).

Transfer Parking Enforcement from the Seattle Police Department

Expenditures	\$15,013,173
Position Allocation	123.00

This item transfers the Parking Enforcement Office from the Seattle Police Department (SPD) to SDOT. The transfer includes all budget and personnel costs associated with the unit, including enforcement FTEs, support staff and overhead costs. The unit is being transferred because its core functions - the management of street parking and the right-of-way, and the enforcement thereof - is more appropriately situated in SDOT.

Parking Enforcement Special Event Overtime

Expenditures	\$803,000
--------------	-----------

This item transfers overtime funding from the Seattle Police Department (SPD) to SDOT for special events staffed by Parking Enforcement Officers. SPD, SDOT and the Special Events Office will work together to develop a Memo of Understanding (MOU) on special events policy and appropriate funding levels that is consistent with the Executive Order on Community Safety.

Leadership and Administration Reductions

Seattle Department of Transportation

Expenditures	\$(5,214,893)
Position Allocation	(2.00)

This item includes funding-only reductions for 25 FTEs and 4.5 FTE temporary positions across numerous functions in 2021, and includes direct project reductions to travel, training and supply budgets. This reduction is necessary to address revenue shortfalls and other financial challenges facing SDOT in 2021. The change also includes 2.0 FTE Management System Analyst Assistant reductions to position authority.

Transportation Operations Reductions

Expenditures	\$(2,032,221)
--------------	---------------

This item reduces expenditures across multiple programs in the Transportation Operations Division. Reductions include: 1) fewer transportation studies and dedicated coordination on Special Events planning; 2) less supplementary traffic control plan contractor reviews; 3) less staff support for traffic data and records; 4) less commercial vehicle enforcement labor support; 5) less collision report evaluation, which will be absorbed as part of existing division work; 6) less staff support for the Your Voice, Your Choice neighborhood capital program, and; 7) less planning and support for small scale "spot" capital improvements.

Transit and Mobility Reductions

Expenditures	\$(3,569,633)
--------------	---------------

This item reduces program budget in the Transit and Mobility Division. Reductions include: 1) public education programming for the Pay-by-Phone program for parking fees; 2) Bike Share, Carshare, and Carpool program support in line with reduced revenue collection in these programs; 3) reducing the number of parking pay stations from 1,500 to 1,000 citywide; 4) labor support for Corridor Project Development program; 5) labor support for Transit Service and Strategy Development program, and; 6) credit card processing fee budgets for parking paid by credit card transactions, in line with reduced parking usage.

Streetcar Operations Reduction

Expenditures	\$(700,000)
--------------	-------------

This change reduces streetcar service by 10% compared to January 2020 service levels. This reduction reduces the frequency of service on both the South Lake Union and First Hill streetcars, reduces the number of train cars, and changes the hours of streetcar operations. This is a reduction to the Seattle Streetcar Operations Fund.

Seattle Transportation Benefit District O&M Appropriation adjustment

Expenditures	\$7,343,447
Position Allocation	-

This item appropriates anticipated fund balance from the November 2014 STBD Proposition One ballot measure to pay for ramp-down of transit service and other associated costs. This item also extends the sunset date for one Strategic Advisor 2 position from December 31, 2020 to December 31, 2021. This item does not include any appropriations related to the November 2020 ballot measure.

Proposed Capital

Marion Street Bridge WSDOT Construction

Expenditures	\$500,000
--------------	-----------

Seattle Department of Transportation

This change increases the funding of the Alaskan Way Main Corridor project and reflects higher construction costs for the Marion Street Pedestrian Bridge replacement over Alaskan Way. The City and State are in the process of negotiating the final Task Order to fund this construction and it is expected to be executed prior to the end of 2020. Funds for this scope of work will be provided to the City by the state Department of Transportation.

Waterfront Funding Plan Adjustments

Expenditures	\$(82,649,000)
--------------	----------------

This item amends the funding plan for the Central Waterfront CIP projects; MC-TR-C072 (Alaskan Way Main Corridor) and MC-TR-C073 (Overlook Walk and East-West Connections). Due to COVID-19, resolution of appeals as part of the Waterfront LID process has been delayed, and other sources of revenue have also seen changes. Despite these changes, the Waterfront program is expected to continue toward make progress to completion in 2024.

Waterfront Transportation Infrastructure Maintenance

Expenditures	\$100,000
--------------	-----------

This item creates the Waterfront Transportation Infrastructure Maintenance program in SDOT's CIP. This program will maintain and keep in a state of good repair new, improved and reconstructed transportation infrastructure being built as part of the Waterfront Seattle program. This infrastructure includes transportation assets such as pavement, sidewalks, ADA ramps, signs, signals, markings and landscapes that will need on-going maintenance to remain safe and in a state of good repair. New or rehabilitated transportation facilities covered will include the new Alaskan Way/Elliott Way, Pine Street Connector, several pedestrian bridges, east-west streets and the Overlook Walk. The funding source is Commercial Parking Tax.

Add Transportation Network Tax Funds to Capital Projects

Expenditures	\$1,200,000
--------------	-------------

This item restores partial funding to projects originally proposed for reduction using Transportation Network Company Tax (TNC) funds for the following capital projects: 1) West Marginal Way improvements associated with the West Seattle Bridge Immediate Response CIP project; 2) Freight Spot Improvement Program, 3) Bike Master Plan Protected Bike Lanes projects, and; 4) Vision Zero pedestrian improvement projects. Note that these funds will not be spent until the City has collected enough revenue to: 1) fund fixed costs for TNC tax implementation and administration in Finance and Administrative Services and Office of Labor Standards; 2) pay back interfund loans for 2020 expenditures, and; 3) fund the Dispute Resolution Center (DRC).

C/D Line Transit Improvements

Expenditures	\$6,000,000
Revenues	\$6,000,000

This change supports SDOT's work on behalf of Sound Transit, with all expenses to be reimbursed by Sound Transit. Improvements are funded by Sound Transit as part of the 2016 ST3 initiative, which included commitments for transit investments to West Seattle and Ballard in advance of Link light rail expansion. This project will deliver additional transit spot improvements aimed at improving travel time and reliability along RapidRide C&D lines, in preparation for Light Rail extensions into the West Seattle and Ballard neighborhoods. These projects make changes to SDOT-owned infrastructure, including streets and signals, and will result in adjustments to signal and street operations.

Rt 48 Re-Appropriation

Seattle Department of Transportation

Expenditures	\$300,000
Revenues	-

This change budgets unused funds remaining from a previous project (Route 48 Electrification, to be completed by King County Metro) to continue progress on the last of the seven Transit-Plus Multimodal Corridor (TPMC) projects. This funding will support future federal grant requirements for this project.

Capital Project Reductions and Reallocations

Expenditures	\$(2,635,528)
--------------	---------------

This change reduces a selection of Capital Projects: 1) The 23rd Avenue Corridor Phase 3 Vision Zero project will be removed from the 2021-2022 capital improvement program and deferred until at least 2023, with impacts to the 2021; 2) reduces activities on the WSDOT/SDOT joint State Route 520 project, including reductions to the City-requested design changes, construction coordination, and localized traffic impact improvements in 2022; 3) reduces 2022 funding for the Center City Connector (C3) project consistent with 2020 budget rebalancing, pausing the project until new revenues can be identified; 4) reduces expected spending on the Graham Street Station project in 2024, pushing planning budgets to future years in line with Sound Transit planning horizons for this project, and; 5) reallocates remaining budget from the Fauntleroy SW Boulevard project that was reduced in 2020 to support continued investments in Arterial Asphalt and Concrete and Protected Bike Lane projects. Please see the 2021-2026 Proposed CIP for all changes beyond 2021.

Delayed Capital Projects

Expenditures	\$(26,761,002)
--------------	----------------

This item reflects delays to projects that held unsecured funding originally expected to be identified as part of the 2021-2022 Proposed Budget: 1) Delay funding on the Northlake Retaining Wall project to 2022; 3) delay funding on Pedestrian Master Plan Crossing Improvement projects to 2022; 4) delay funding (including unidentified grants) on the Georgetown to South Park Trail project to 2023; 5) delay funding (including unidentified grants) on the Heavy Haul Network project work until 2024, and; 6) delay crossing improvements on West Marginal Way to 2023 (partially restored with TNC tax).

Select Move Seattle Program Reductions

Expenditures	\$(7,058,091)
--------------	---------------

This change reflects reductions across many Move Seattle Levy-funded projects, primarily resulting from loss of non-levy resources in SDOT including: Safe Routes To School projects, Pedestrian Master Plan Crossing Improvements, Bicycle Master Plan protected bike lanes, neighborhood greenway projects, neighborhood large projects, neighborhood traffic control projects, and components of the Burke-Gilman Trail project. Please see individual project pages in the 2021-2026 Proposed CIP for funding detail for these projects and programs. Some of these programs have been funded through other funding sources (like Transportation Network Tax) in other changes in this budget.

Transit Capital Reductions

Expenditures	\$(2,749,112)
--------------	---------------

This change reduces the capital appropriation for several Transit Capital projects as follows: 1) Transit Spot Improvement Program: Reductions will delay improvements planned for Lake City Way @ NE 125th Street and Gilman Avenue in 2021 and reduce further investments for spot improvements in 2022; 2) Route 7 Transit-Plus Multimodal Corridor (TPMC) project: Levy reductions in 2022 will reduce the amount of elements in scope of work

Seattle Department of Transportation

for Route 7 improvements; 3) Route 40 TPMC: Levy reductions will result in a re-scoping of project elements at 30% design milestone; 4) Bus Rapid Transit Concept Design: Levy reductions will result in less planning and support efforts toward the TPMC program; 5) Sound Transit 3: This action reduces funding for technical support and EIS review for the Sound Transit 3 West Seattle Ballard Link Extension (WSBLE).

Maintenance and Operations Reductions CIP

Expenditures \$(37,826,917)

This change reflects reductions/delays to maintenance and operations activities in SDOT's Capital Improvement Program. The change includes: 1) reducing Arterial Asphalt and Concrete improvement projects associated with the Route 44 Rapid Ride project and various Ballard pavement projects on Leary Way NW, 15th Ave NW, Ballard Bridge, and non-arterial street resurfacing/restoration projects; 2) postponing project development for various Bike Master Plan, Vision Zero, Safe Routes to School, Neighborhood Traffic Control, Broadview, and Greenway Program projects with a one-time reduction in 2021 until future funding can be secured; 3) reducing budget in the Roadway Structures division that will delay seismic retrofit planning on non-critical bridges, and; 4) reducing various capital Transportation Operations activities including reducing funding for dynamic message signs, adaptive signal control, signal maintenance and new signal installations, and small improvement "spot" improvements for freight in 2021.

Street Use and REET II Capital Reductions

Expenditures \$(778,895)

This item reduces funding for the Accela permitting system development by \$800,000 in 2021; the funding source is Street Use fees. This item also reduces funding for the Hazard Mitigation Landslide Program by \$1 million; the funding source is REET II. This reduction will affect SDOT's ability to respond to small landslides and make minor repairs. Finally, this change reduces spending in the Shoreline Street Ends CIP by \$300,000 in 2021. This reduction will come from non-labor savings and delay of Shoreline Street End improvement projects. The funding source is permit fees in the Transportation Fund.

Additional Real Estate Excise Tax (REET) Reductions

Expenditures \$(1,000,000)

This item reduces the department's allocation of Real Estate Excise Tax, decreasing overall planned maintenance support for transportation infrastructure like sidewalks in 2024 and 2025, and reducing support for the Your Voice, Your Choice program in 2021.

Grant and Revenue Identification Changes

Expenditures \$6,871,409

This item trues up grant funding by removing unsecured funding amounts and allocating budget to projects where revenues have been identified to support continuation of that project work.

Proposed Technical

Leadership and Administration Indirect Cost Alignment

Expenditures \$602,268

This technical adjustment aligns SDOT's indirect cost allocation with anticipated expenditure and recovery projections.

Seattle Department of Transportation

Funding Source Transfers

Expenditures -

This technical change reallocates budget in projects impacted by the COVID19 emergency, economic conditions, and revenue shortfalls, to allow reprogramming of resources to maintain core service levels in operating and capital projects in 2021.

Debt Service Adjustments

Expenditures \$1,977,522

This technical change updates the expected costs associated with debt service from past bond issuances to support project work and establishes debt service costs for bonds issued for the West Seattle Bridge Immediate Response capital project. This also includes a transfer of debt service support from State Gasoline Tax revenues to Seattle Commercial Parking Tax revenues.

Streetcar Adjustments

Expenditures \$612,128

Revenues \$(3,671,492)

This action makes a technical adjustment to SDOT's 2021-2022 Baseline Budget for the projected operating expenses of the South Lake Union and First Hill streetcars. The adjustment is based on current cost and operating revenue assumptions.

SDOT CIP Adjustment

Expenditures \$(8,350,037)

This technical change transfers budgets within capital projects to align budget accounts with expected spending.

SDOT "Out Year" Base CIP Adjustment

Expenditures \$26,000,000

This technical change aligns budget changes made during the 2020 fiscal year to correctly reflect them as part of the 2021-2026 Proposed Capital Improvement Program.

Q2 2020 Ongoing Item Reconciliation

Position Allocation 1.00

This item implements the following change in the 2021 Proposed Budget that was approved as part of the Second Quarter 2020 Supplemental Budget Ordinance: This change moves 1.0 FTE from the Office of Intergovernmental Relations (OIR) to the Seattle Department of Transportation. This position is an ongoing permanent position and will be funded primarily through multiple capital projects.

SDOT O&M Adjustment

Expenditures \$4,701,236

This technical change adjusts operating budgets for various cost changes and budget transfers related to contract inflation, workgroup reorganizations, adjusted wage increases, and central cost adjustments.

Seattle Department of Transportation

SDOT Reimbursable Adjustment

Expenditures	\$(2,412,244)
Revenues	\$(2,412,244)

This technical change identifies revenues and budget changes associated with work that is fully reimbursed by grants, partnerships, and other city departments.

SDOT Street Use Adjustment

Expenditures	\$5,523,971
--------------	-------------

This technical adjustment aligns the budget with anticipated expenditures in SDOT's Street Use program, which is funded by permit issuance, hourly service fees, use, occupancy and modification fees. Since the 2020 Street Use Technical Adjustment was a one-time change, this technical adjustment is based on the 2019 appropriation plus two years of inflation. The fund source is street use fees within SDOT's Transportation Fund.

Programming REET II and Move Seattle Levy

Expenditures	\$2,500,000
--------------	-------------

This item reconciles SDOT's citywide Real Estate Excise Tax and Move Seattle Levy project allocations against departmental and citywide targets.

SDOT Revenue Balancing Entry

Revenues	\$(4,555,829)
----------	---------------

This is a technical item to balance revenues and expenditures for the Funds managed by this department.

Seattle Department of Transportation

Expenditure Overview

Appropriations	2019 Actuals	2020 Adopted	2021 Proposed
SDOT - BC-TR-16000 - Central Waterfront			
13000 - Transportation Fund	-	112,660,854	41,990,059
30020 - REET II Capital Fund	-	-	2,900,000
35040 - Waterfront LID #6751	-	7,008,000	-
35900 - Central Waterfront Improvement Fund	-	7,455,221	9,500,000
36700 - 2020 Multipurpose LTGO Bond Fund	-	10,779,000	-
36710 - 2020 LTGO Taxable Bond Fund	-	1,725,000	-
36800 - 2021 Multipurpose LTGO Bond Fund	-	-	10,000,000
36810 - 2021 LTGO Taxable Bond Fund	-	-	4,260,000
36900 - 2022 Multipurpose LTGO Bond Fund	-	-	-
36910 - 2022 LTGO Taxable Bond Fund	-	-	-
Total for BSL: BC-TR-16000	-	139,628,075	68,650,059
SDOT - BC-TR-19001 - Major Maintenance/Replacement			
00100 - General Fund	-	-	500,000
00164 - Unrestricted Cumulative Reserve Fund	60,000	-	-
10394 - Bridging The Gap Levy Fund	14,854	-	-
10398 - Move Seattle Levy Fund	53,616,923	76,924,725	29,607,510
13000 - Transportation Fund	17,160,102	18,744,231	7,097,952
18500 - School Safety Traffic and Pedestrian Improvement Fund	1,998,402	-	-
19900 - Transportation Benefit District Fund	788,915	794,431	819,280
30010 - REET I Capital Fund	123,355	-	-
30020 - REET II Capital Fund	11,210,391	8,672,002	4,940,581
33860 - 2008 Parks Levy Fund	5,208	-	-
35500 - 2011 Multipurpose LTGO Bond Fund	9,246	-	-
36200 - 2015 Multipurpose LTGO Bond Fund	124,049	-	-
36400 - 2017 Multipurpose LTGO Bond Fund	14,191	-	-
36500 - 2018 Multipurpose LTGO Bond Fund	-	2,000,000	-
36800 - 2021 Multipurpose LTGO Bond	-	-	6,978,490

Seattle Department of Transportation

Fund

36810 - 2021 LTGO Taxable Bond Fund	-	-	30,000,000
36910 - 2022 LTGO Taxable Bond Fund	-	-	-
TBD - To Be Determined	-	-	-
Total for BSL: BC-TR-19001	85,125,636	107,135,389	79,943,813

SDOT - BC-TR-19002 - Major Projects

00164 - Unrestricted Cumulative Reserve Fund	1,730,399	-	-
13000 - Transportation Fund	8,473,451	109,328	805,931
30020 - REET II Capital Fund	(301,584)	-	-
35840 - 2016 UTGO-Alaskan Way Seawall	790,871	-	-
35900 - Central Waterfront Improvement Fund	2,484,393	-	-
36200 - 2015 Multipurpose LTGO Bond Fund	125,863	-	-
36300 - 2016 Multipurpose LTGO Bond Fund	2,238,049	-	-
36400 - 2017 Multipurpose LTGO Bond Fund	763,313	-	-
36410 - 2017 LTGO Taxable Bond Fund	(59)	-	-
36500 - 2018 Multipurpose LTGO Bond Fund	(21,693)	-	-
36510 - 2018 LTGO Taxable Bond Fund	1,242,425	-	-
36600 - 2019 Multipurpose LTGO Bond Fund	10,498,710	-	-
36610 - 2019 LTGO Taxable Bond Fund	999,708	-	-
Total for BSL: BC-TR-19002	29,023,846	109,328	805,931

SDOT - BC-TR-19003 - Mobility-Capital

00100 - General Fund	106	3,060,000	760,728
00164 - Unrestricted Cumulative Reserve Fund	184,036	-	-
10394 - Bridging The Gap Levy Fund	103,548	-	-
10398 - Move Seattle Levy Fund	48,343,377	52,758,123	52,865,895
13000 - Transportation Fund	54,741,110	121,926,565	110,003,538
18500 - School Safety Traffic and Pedestrian Improvement Fund	7,281,213	9,684,131	6,383,669
19900 - Transportation Benefit District Fund	7,702,631	13,271,233	4,744,721
30010 - REET I Capital Fund	3,748,426	-	-
30020 - REET II Capital Fund	5,256,906	9,857,514	4,799,229
33850 - 2000 Parks Levy Fund	6,309	-	-

Seattle Department of Transportation

36300 - 2016 Multipurpose LTGO Bond Fund	1,033,670	-	-
36400 - 2017 Multipurpose LTGO Bond Fund	1,041,213	-	-
36500 - 2018 Multipurpose LTGO Bond Fund	575,185	-	-
36510 - 2018 LTGO Taxable Bond Fund	609,364	-	-
36800 - 2021 Multipurpose LTGO Bond Fund	-	-	15,021,510
TBD - To Be Determined	-	-	-
Total for BSL: BC-TR-19003	130,627,095	210,557,566	194,579,289
SDOT - BO-TR-12001 - South Lake Union Streetcar Operations			
10800 - Seattle Streetcar Operations	5,022,377	4,356,843	4,224,358
Total for BSL: BO-TR-12001	5,022,377	4,356,843	4,224,358
SDOT - BO-TR-12002 - First Hill Streetcar Operations			
10800 - Seattle Streetcar Operations	13,147,245	9,420,748	9,466,145
Total for BSL: BO-TR-12002	13,147,245	9,420,748	9,466,145
SDOT - BO-TR-16000 - Waterfront and Civic Projects			
13000 - Transportation Fund	-	(1)	30,612,193
Total for BSL: BO-TR-16000	-	(1)	30,612,193
SDOT - BO-TR-17001 - Bridges & Structures			
00100 - General Fund	4,695,041	4,946,975	2,591,003
10398 - Move Seattle Levy Fund	2,678,185	2,778,341	5,189,249
13000 - Transportation Fund	19,099,028	7,213,701	6,605,160
Total for BSL: BO-TR-17001	26,472,255	14,939,017	14,385,412
SDOT - BO-TR-17003 - Mobility Operations			
00100 - General Fund	22,574,328	24,994,918	15,058,960
10398 - Move Seattle Levy Fund	5,695,752	6,042,736	16,351,914
13000 - Transportation Fund	26,440,444	18,007,593	11,459,836
18500 - School Safety Traffic and Pedestrian Improvement Fund	3,826,969	937,184	943,345
19900 - Transportation Benefit District Fund	59,534,079	67,738,963	8,236,306
30020 - REET II Capital Fund	15,368	-	-
Total for BSL: BO-TR-17003	118,086,939	117,721,394	52,050,361
SDOT - BO-TR-17004 - ROW Management			
00100 - General Fund	-	-	-

Seattle Department of Transportation

13000 - Transportation Fund	31,749,391	40,114,478	42,995,188
Total for BSL: BO-TR-17004	31,749,391	40,114,478	42,995,188
SDOT - BO-TR-17005 - Maintenance Operations			
00100 - General Fund	11,684,870	11,327,219	28,847,805
10398 - Move Seattle Levy Fund	2,174,558	2,252,112	5,960,840
13000 - Transportation Fund	29,683,482	22,295,909	16,268,867
19900 - Transportation Benefit District Fund	2,715,929	2,847,028	2,883,059
Total for BSL: BO-TR-17005	46,258,840	38,722,268	53,960,571
SDOT - BO-TR-18001 - Leadership and Administration			
00100 - General Fund	-	558	908,041
10398 - Move Seattle Levy Fund	-	484	-
13000 - Transportation Fund	2,306,846	1,582,504	-
Total for BSL: BO-TR-18001	2,306,846	1,583,546	908,041
SDOT - BO-TR-18002 - General Expense			
00100 - General Fund	4,864,323	5,382,463	9,981,973
10398 - Move Seattle Levy Fund	-	-	170,000
13000 - Transportation Fund	31,083,676	48,442,699	40,125,575
30010 - REET I Capital Fund	-	-	-
30020 - REET II Capital Fund	814,125	815,375	5,008,332
Total for BSL: BO-TR-18002	36,762,124	54,640,537	55,285,880
SDOT - BO-TR-19003A - UNASSIGNED			
19900 - Transportation Benefit District Fund	402,110	-	-
Total for BSL: BO-TR-19003A	402,110	-	-
Department Total	524,984,703	738,929,188	607,867,241
Department Full-Time Equivalents Total*	931.50	958.00	1,079.00

* FTE totals are provided for informational purposes only. Changes in FTEs resulting from City Council or Human Resources Director actions outside of the budget process may not be detailed here

Budget Summary by Fund Seattle Department of Transportation

	2019 Actuals	2020 Adopted	2021 Proposed
00100 - General Fund	43,818,669	49,712,133	58,648,510
00164 - Unrestricted Cumulative Reserve Fund	1,974,435	-	-

Seattle Department of Transportation

10394 - Bridging The Gap Levy Fund	118,402	-	-
10398 - Move Seattle Levy Fund	112,508,796	140,756,521	110,145,408
10800 - Seattle Streetcar Operations	18,169,622	13,777,591	13,690,503
13000 - Transportation Fund	220,737,530	391,097,861	307,964,299
18500 - School Safety Traffic and Pedestrian Improvement Fund	13,106,584	10,621,315	7,327,014
19900 - Transportation Benefit District Fund	71,143,664	84,651,655	16,683,366
30010 - REET I Capital Fund	3,871,782	-	-
30020 - REET II Capital Fund	16,995,206	19,344,891	17,648,142
33850 - 2000 Parks Levy Fund	6,309	-	-
33860 - 2008 Parks Levy Fund	5,208	-	-
35040 - Waterfront LID #6751	-	7,008,000	-
35500 - 2011 Multipurpose LTGO Bond Fund	9,246	-	-
35840 - 2016 UTGO-Alaskan Way Seawall	790,871	-	-
35900 - Central Waterfront Improvement Fund	2,484,393	7,455,221	9,500,000
36200 - 2015 Multipurpose LTGO Bond Fund	249,912	-	-
36300 - 2016 Multipurpose LTGO Bond Fund	3,271,719	-	-
36400 - 2017 Multipurpose LTGO Bond Fund	1,818,716	-	-
36410 - 2017 LTGO Taxable Bond Fund	(59)	-	-
36500 - 2018 Multipurpose LTGO Bond Fund	553,493	2,000,000	-
36510 - 2018 LTGO Taxable Bond Fund	1,851,789	-	-
36600 - 2019 Multipurpose LTGO Bond Fund	10,498,710	-	-
36610 - 2019 LTGO Taxable Bond Fund	999,708	-	-
36700 - 2020 Multipurpose LTGO Bond Fund	-	10,779,000	-
36710 - 2020 LTGO Taxable Bond Fund	-	1,725,000	-
36800 - 2021 Multipurpose LTGO Bond Fund	-	-	32,000,000
36810 - 2021 LTGO Taxable Bond Fund	-	-	34,260,000
36900 - 2022 Multipurpose LTGO Bond Fund	-	-	-
36910 - 2022 LTGO Taxable Bond Fund	-	-	-
TBD - To Be Determined	-	-	-
Budget Totals for SDOT	524,984,703	738,929,188	607,867,241

Seattle Department of Transportation

Revenue Overview

2021 Estimated Revenues

Account Code	Account Name	2019 Actuals	2020 Adopted	2021 Proposed
311010	Real & Personal Property Taxes	100,261,958	103,236,976	102,255,747
322260	Nonbus Lic&Perm-Meter Hood Fee	21,900	-	-
344900	Transportation-Other Rev	410,341	-	-
360020	Inv Earn-Residual Cash	-	1,549,746	978,356
360150	Interest On Loan Payoffs	1,329,149	-	-
360300	St Space Facilities Rentals	(215)	-	-
360360	Sponsorship And Royalties	(500)	-	-
360380	Sale Of Junk Or Salvage	(152)	-	-
Total Revenues for: 10398 - Move Seattle Levy Fund		102,022,481	104,786,722	103,234,104
400000	Use of/Contribution to Fund Balance	-	35,969,799	6,911,304
Total Resources for:10398 - Move Seattle Levy Fund		102,022,481	140,756,521	110,145,408
331110	Direct Fed Grants	97,573	-	-
337080	Other Private Contrib & Dons	448,723	6,795,000	6,804,000
344900	Transportation-Other Rev	8,824,303	1,655,445	1,171,200
360310	Lt Space/Facilities Leases	89,340	-	-
360360	Sponsorship And Royalties	-	200,000	132,000
374030	Capital Contr-Fed Dir Grants	-	272,123	1,000,000
397010	Operating Transfers In	9,111,537	9,152,138	5,296,014
Total Revenues for: 10800 - Seattle Streetcar Operations		18,571,477	18,074,706	14,403,214
400000	Use of/Contribution to Fund Balance	-	(4,297,115)	(712,711)
Total Resources for:10800 - Seattle Streetcar Operations		18,571,477	13,777,591	13,690,503
316060	B&O Tax-Commercial Parking	49,231,599	45,595,607	38,756,266
318020	Employee Hrs Tax	1,628	-	-
318060	Comm Parking Tax Penalties Int	8,675	-	-

Seattle Department of Transportation

322040	Nonbus Lic&Perm-Comm Park	-	-	36,450
322060	Nonbus Lic&Perm-Sign	(723)	291,875	323,264
322090	Nonbus Lic&Perm-Furn & Oil	34,531	-	-
322130	Nonbus Lic&Perm-Cats	(6,936)	-	-
322150	Nonbus Lic&Perm-Issuance	2,125,191	1,954,221	1,956,379
322160	Nonbus Lic&Perm-Renewal	1,163,878	1,445,476	1,448,392
322180	Nonbus Lic&Perm-Oth Street Use	910,408	937,149	945,689
322260	Nonbus Lic&Perm-Meter Hood Fee	(21,900)	-	-
322900	Nonbus Lic&Perm-Other	2,662,964	3,230,913	1,206,554
331110	Direct Fed Grants	4,761,878	-	62,006,409
333110	Ind Fed Grants	9,874,923	36,442,783	-
334010	State Grants	8,273,832	20,790,352	5,829,135
334090	State Grants-Passthr	13,210	-	-
335011	Multimodal Transportation Dist	1,011,144	1,016,328	1,016,328
335050	Mtr Veh Fuel Tx-St Improvement	15,363,212	15,880,125	14,150,181
337050	Proceeds-Countywide Tax Levy	949,795	889,287	1,870,704
337080	Other Private Contrib & Dons	6,634	1,259,361	649,980
341040	Sales Of Maps & Publications	(130)	-	-
341070	Print & Copy Svcs-Outsourced	(6,490)	-	-
341190	Personnel Service Fees	(299)	-	-
341200	Scanning Systems License	(1,002,832)	-	-
341300	Administrative Fees & Charges	3,439,063	3,787,613	726,069
341360	Fees	(2)	-	-
343010	Architect/Engineering Svc Chrg	-	1,264,635	-
344010	Street Maintenance & Repair	(1,673,505)	1,425,224	1,473,651
344040	Mitigation Payments	-	-	234,837
344070	Street Occupation Rev	114,105	465,779	1,207,484
344080	Street Use Rev	26,300,926	23,962,899	23,966,077
344090	Annual Fees Rev	1,008,371	1,156,230	1,158,714
344100	Transportation Admin Svcs Rev	31,826	-	-
344110	Night Vending Prog Admin Fees	2,064	-	-
344130	Plan Review & Inspection	13,889,070	12,138,849	12,132,907

Seattle Department of Transportation

344900	Transportation-Other Rev	43,337,018	143,458,806	129,618,057
347080	Cult & Rec Training Charges	(376)	-	-
350180	Misc Fines & Penalties	167,474	-	-
360020	Inv Earn-Residual Cash	(128,713)	-	-
360220	Interest Earned On Delinquent A	91,772	-	-
360300	St Space Facilities Rentals	215	-	-
360310	Lt Space/Facilities Leases	203,980	-	-
360380	Sale Of Junk Or Salvage	12,796	-	-
360390	Proceeds From Sale Of Assets	28,631	-	-
360900	Miscellaneous Revs-Other Rev	43,730	-	25,000,000
374030	Capital Contr-Fed Dir Grants	(499,983)	-	-
391060	Long-Term Intergovtl Loan Proc	-	3,242,106	559,928
395010	Sales Of Land & Buildings	6,198,667	54,715,000	1,700,000
397010	Operating Transfers In	1,025,641	-	-
Total Revenues for: 13000 - Transportation Fund		188,946,958	375,350,618	327,973,454
400000	Use of/Contribution to Fund Balance	-	4,571,843	(20,009,155)
Total Resources for:13000 - Transportation Fund		188,946,958	379,922,461	307,964,299
350030	Parking Infraction Penalties	9,656,678	10,628,507	13,186,634
Total Revenues for: 18500 - School Safety Traffic and Pedestrian Improvement Fund		9,656,678	10,628,507	13,186,634
400000	Use of/Contribution to Fund Balance	-	1,774,593	(3,728,530)
Total Resources for:18500 - School Safety Traffic and Pedestrian Improvement Fund		9,656,678	12,403,100	9,458,104
313020	Sales & Use Tax	30,439,622	32,896,535	32,896,535
317030	Trans Ben Dist Vehicle Fees	34,392,226	30,912,698	(26,028,083)
341300	Administrative Fees & Charges	(699)	-	-
344900	Transportation-Other Rev	(126)	-	-
REV	Revenue	-	386,651	386,651
Total Revenues for: 19900 - Transportation Benefit District Fund		64,831,023	64,195,884	7,255,103

Seattle Department of Transportation

400000	Use of/Contribution to Fund Balance	-	20,455,771	9,428,263
Total Resources for:19900 - Transportation Benefit District Fund		64,831,023	84,651,655	16,683,366
391030	Lid Bond Proceeds	-	7,008,000	7,008,000
Total Revenues for: 35040 - Waterfront LID #6751		-	7,008,000	7,008,000
337080	Other Private Contrib & Dons	12,300,000	7,445,000	7,445,000
341150	Private Reimbursements	352,946	-	-
344900	Transportation-Other Rev	5,223	-	-
360300	St Space Facilities Rentals	269,485	-	-
360310	Lt Space/Facilities Leases	372,678	-	-
Total Revenues for: 35900 - Central Waterfront Improvement Fund		13,300,333	7,445,000	7,445,000
400000	Use of/Contribution to Fund Balance	-	-	3,555,000
Total Resources for:35900 - Central Waterfront Improvement Fund		13,300,333	7,445,000	11,000,000
350180	Misc Fines & Penalties	(500)	-	-
Total Revenues for: 36510 - 2018 LTGO Taxable Bond Fund		(500)	-	-
Total SDOT Resources		397,328,450	645,964,328	475,949,680

Seattle Department of Transportation

Appropriations by Budget Summary Level and Program

SDOT - BC-TR-16000 - Central Waterfront

The purpose of the Central Waterfront Budget Summary Level is to design, manage, and construct improvements to the transportation infrastructure and public spaces along the Central Waterfront.

Program Expenditures	2019 Actuals	2020 Adopted	2021 Proposed
Central Waterfront	-	139,628,075	68,650,059
Total	-	139,628,075	68,650,059

**FTE totals are provided for informational purposes only. Changes in FTEs resulting from City Council or Human Resources Director actions outside of the budget process may not be detailed here*

SDOT - BC-TR-19001 - Major Maintenance/Replacement

The purpose of the Major Maintenance/Replacement Budget Summary Level is to provide maintenance and replacement of roads, trails, bike paths, bridges and structures.

Program Expenditures	2019 Actuals	2020 Adopted	2021 Proposed
Bridges & Structures	23,022,477	38,795,436	47,059,735
Landslide Mitigation	369,671	475,349	282,212
Roads	52,127,067	61,154,175	27,026,344
Sidewalk Maintenance	6,194,151	3,807,479	3,063,723
Signs, Signals and Markings	1,482,013	1,657,420	1,435,737
Trails and Bike Paths	1,620,914	1,236,594	1,067,125
Urban Forestry	309,342	-	-
Urban Forestry	-	-	8,937
Urban Forestry	-	8,936	-
Total	85,125,636	107,135,389	79,943,813
Full-time Equivalents Total*	98.25	98.25	98.25

**FTE totals are provided for informational purposes only. Changes in FTEs resulting from City Council or Human Resources Director actions outside of the budget process may not be detailed here*

The following information summarizes the programs in Major Maintenance/Replacement Budget Summary Level:

Bridges & Structures

Seattle Department of Transportation

The purpose of Bridges and Structures Program is to provide for safe and efficient use of the city's bridges and structures to all residents of Seattle and adjacent regions to ensure movement of people, goods and services throughout the city.

	2019	2020	2021
Expenditures/FTE	Actuals	Adopted	Proposed
Bridges & Structures	23,022,477	38,795,436	47,059,735
Full Time Equivalents Total	13.75	13.75	13.75

Landslide Mitigation

The purpose of the Landslide Mitigation Program is to proactively identify and address potential areas of landslide concerns that affect the right-of-way.

	2019	2020	2021
Expenditures/FTE	Actuals	Adopted	Proposed
Landslide Mitigation	369,671	475,349	282,212
Full Time Equivalents Total	2.00	2.00	2.00

Roads

The purpose of the Roads program is to provide for the safe and efficient use of the city's roadways to all residents of Seattle and adjacent regions to ensure movement of people, goods and services throughout the city.

	2019	2020	2021
Expenditures/FTE	Actuals	Adopted	Proposed
Roads	52,127,067	61,154,175	27,026,344
Full Time Equivalents Total	47.00	47.00	47.00

Sidewalk Maintenance

The purpose of Sidewalk Maintenance Program is to maintain and provide for safe and efficient use of the city's sidewalks to all residents of Seattle and adjacent regions to ensure movement of people, goods and services throughout the city.

	2019	2020	2021
Expenditures/FTE	Actuals	Adopted	Proposed
Sidewalk Maintenance	6,194,151	3,807,479	3,063,723
Full Time Equivalents Total	6.00	6.00	6.00

Signs, Signals and Markings

The purpose of Signs, Signals and Markings Program is to design, plan and maintain the city's signs, signals, and street, sidewalk markings

	2019	2020	2021
Expenditures/FTE	Actuals	Adopted	Proposed

Seattle Department of Transportation

Signs, Signals and Markings	1,482,013	1,657,420	1,435,737
-----------------------------	-----------	-----------	-----------

Trails and Bike Paths

The purpose of Trails and Bike Paths Program is to maintain and provide for safe and efficient use of the city's trails and bike paths to all residents of Seattle and adjacent regions to ensure movement of people, goods and services throughout the city.

	2019 Actuals	2020 Adopted	2021 Proposed
Expenditures/FTE			
Trails and Bike Paths	1,620,914	1,236,594	1,067,125
Full Time Equivalents Total	27.75	27.75	27.75

Urban Forestry

The purpose of the Landscape & Tree Maintenance Program is to provide planning, design, construction and construction inspection services for landscape elements of transportation capital projects, as well as guidance to developers on the preservation of city street trees and landscaped sites during construction.

	2019 Actuals	2020 Adopted	2021 Proposed
Expenditures/FTE			
Urban Forestry	309,342	8,936	8,937
Full Time Equivalents Total	1.75	1.75	1.75

SDOT - BC-TR-19002 - Major Projects

The purpose of the Major Projects Budget Summary Level is to design, manage and construct improvements to the transportation infrastructure for the benefit of the traveling public including freight, transit, other public agencies, pedestrians, bicyclists and motorists.

Program Expenditures	2019 Actuals	2020 Adopted	2021 Proposed
Alaskan Way Viaduct	27,598,464	-	-
First Hill Streetcar	6,339	-	-
Mercer Corridor	386	-	-
Mercer West	304,967	-	-
SR-520	1,113,690	109,328	805,931
Total	29,023,846	109,328	805,931
Full-time Equivalents Total*	24.50	24.50	24.50

**FTE totals are provided for informational purposes only. Changes in FTEs resulting from City Council or Human Resources Director actions outside of the budget process may not be detailed here*

The following information summarizes the programs in Major Projects Budget Summary Level:

Seattle Department of Transportation

Alaskan Way Viaduct

The purpose of the Alaskan Way Viaduct and Seawall Replacement Program is to fund the City's involvement in the replacement of the seismically-vulnerable viaduct and seawall. The Alaskan Way Viaduct is part of State Route 99, which carries one-quarter of the north-south traffic through downtown Seattle and is a major truck route serving the city's industrial areas

Expenditures/FTE	2019 Actuals	2020 Adopted	2021 Proposed
Alaskan Way Viaduct	27,598,464	-	-
Full Time Equivalents Total	23.00	23.00	23.00

First Hill Streetcar

Expenditures/FTE	2019 Actuals	2020 Adopted	2021 Proposed
First Hill Streetcar	6,339	-	-

Mercer Corridor

Expenditures/FTE	2019 Actuals	2020 Adopted	2021 Proposed
Mercer Corridor	386	-	-

Mercer West

The purpose of the Mercer West Program is to use existing street capacity along the west portion of Mercer Street more efficiently and enhance all modes of travel, including pedestrian mobility, and provide an east/west connection between I-5, State Route 99, and Elliott Ave W.

Expenditures/FTE	2019 Actuals	2020 Adopted	2021 Proposed
Mercer West	304,967	-	-

SR-520

The purpose of the SR-520 Program is to provide policy, planning and technical analysis support and to act as the City's representative in a multi-agency group working on the replacement of the State Route 520 bridge.

Expenditures/FTE	2019 Actuals	2020 Adopted	2021 Proposed
SR-520	1,113,690	109,328	805,931
Full Time Equivalents Total	1.50	1.50	1.50

Seattle Department of Transportation

SDOT - BC-TR-19003 - Mobility-Capital

The purpose of the Mobility-Capital Budget Summary Level is to help maximize the movement of traffic throughout the city by enhancing all modes of transportation including corridor and intersection improvements, transit and HOV improvements, and sidewalk and pedestrian facilities.

Program Expenditures	2019 Actuals	2020 Adopted	2021 Proposed
Corridor & Intersection Imprv	25,994,501	40,668,696	32,986,274
Freight Mobility	30,406,559	38,752,769	18,110,133
Intelligent Transp System	4,257,520	3,259,933	7,515,393
Neighborhood Enhancements	7,191,672	9,415,342	7,991,922
New Trails and Bike Paths	19,881,820	32,994,949	10,647,527
Sidewalks & Ped Facilities	28,346,746	36,641,122	31,175,687
Transit & HOV	14,548,277	48,824,755	86,152,354
Total	130,627,095	210,557,566	194,579,289
Full-time Equivalents Total*	134.50	138.50	138.50

**FTE totals are provided for informational purposes only. Changes in FTEs resulting from City Council or Human Resources Director actions outside of the budget process may not be detailed here*

The following information summarizes the programs in Mobility-Capital Budget Summary Level:

Corridor & Intersection Imprv

The purpose of the Corridor & Intersection Improvements Program is to analyze and make improvements to corridors and intersections to move traffic more efficiently. Examples of projects include signal timing, left turn signals and street improvements.

Expenditures/FTE	2019 Actuals	2020 Adopted	2021 Proposed
Corridor & Intersection Imprv	25,994,501	40,668,696	32,986,274
Full Time Equivalents Total	37.50	38.50	38.50

Freight Mobility

The purpose of the Freight Mobility Program is to help move freight throughout the city in a safe and efficient manner.

Expenditures/FTE	2019 Actuals	2020 Adopted	2021 Proposed
Freight Mobility	30,406,559	38,752,769	18,110,133
Full Time Equivalents Total	4.50	4.50	4.50

Seattle Department of Transportation

Intelligent Transp System

The purpose of the Intelligent Transportation System (ITS) Program is to fund projects identified in the City's ITS Strategic Plan and ITS Master Plan. Examples of projects include implementation of transit signal priority strategies; installation of closed-circuit television (CCTV) cameras to monitor traffic in key corridors; and development of parking guidance, traveler information and real-time traffic control systems.

	2019	2020	2021
Expenditures/FTE	Actuals	Adopted	Proposed
Intelligent Transp System	4,257,520	3,259,933	7,515,393
Full Time Equivalents Total	9.25	9.25	9.25

Neighborhood Enhancements

The purpose of the Neighborhood Enhancements Program is to plan and forecast the needs of specific neighborhoods including neighborhood and corridor planning, development of the coordinated transportation plans, traffic control spot improvements and travel forecasting. The program also constructs minor improvements in neighborhoods based on these assessments.

	2019	2020	2021
Expenditures/FTE	Actuals	Adopted	Proposed
Neighborhood Enhancements	7,191,672	9,415,342	7,991,922
Full Time Equivalents Total	19.75	19.75	19.75

New Trails and Bike Paths

The purpose of the New Trails and Bike Paths Program is to construct new trails and bike paths that connect with existing facilities to let users transverse the city on a dedicated network of trails and paths.

	2019	2020	2021
Expenditures/FTE	Actuals	Adopted	Proposed
New Trails and Bike Paths	19,881,820	32,994,949	10,647,527
Full Time Equivalents Total	-	1.00	1.00

Sidewalks & Ped Facilities

The purpose of the Sidewalks & Pedestrian Facilities Program is to install new facilities that help pedestrians move safely along the city's sidewalks by installing or replacing sidewalks, modifying existing sidewalks for elderly and handicapped accessibility, and increasing pedestrian lighting.

	2019	2020	2021
Expenditures/FTE	Actuals	Adopted	Proposed
Sidewalks & Ped Facilities	28,346,746	36,641,122	31,175,687
Full Time Equivalents Total	50.50	52.50	52.50

Transit & HOV

Seattle Department of Transportation

The purpose of the Transit & HOV Program is to move more people in less time throughout the city.

	2019	2020	2021
Expenditures/FTE	Actuals	Adopted	Proposed
Transit & HOV	14,548,277	48,824,755	86,152,354
Full Time Equivalents Total	13.00	13.00	13.00

SDOT - BO-TR-12001 - South Lake Union Streetcar Operations

The purpose of the South Lake Union Streetcar Operations Budget Summary Level is to operate and maintain the South Lake Union Seattle Streetcar.

Program Expenditures	2019	2020	2021
	Actuals	Adopted	Proposed
S Lake Union Streetcar Ops	5,022,377	4,356,843	4,224,358
Total	5,022,377	4,356,843	4,224,358

**FTE totals are provided for informational purposes only. Changes in FTEs resulting from City Council or Human Resources Director actions outside of the budget process may not be detailed here*

SDOT - BO-TR-12002 - First Hill Streetcar Operations

The purpose of the First Hill Streetcar Operations Budget Summary Level is to operate and maintain the First Hill Seattle Streetcar.

Program Expenditures	2019	2020	2021
	Actuals	Adopted	Proposed
First Hill Streetcar Ops	13,147,245	9,420,748	9,466,145
Total	13,147,245	9,420,748	9,466,145

**FTE totals are provided for informational purposes only. Changes in FTEs resulting from City Council or Human Resources Director actions outside of the budget process may not be detailed here*

SDOT - BO-TR-16000 - Waterfront and Civic Projects

The purpose of the Waterfront and Civic Projects Summary Level is to pay for expenses related to reimbursable design and construction services provided by the Central Waterfront program for other City departments and external partners. Additionally, the BSL provides planning and leadership support for other Civic Projects.

Program Expenditures	2019	2020	2021
	Actuals	Adopted	Proposed
Waterfront and Civic Projects	-	(1)	30,612,193

Seattle Department of Transportation

Total	-	(1)	30,612,193
--------------	---	-----	------------

**FTE totals are provided for informational purposes only. Changes in FTEs resulting from City Council or Human Resources Director actions outside of the budget process may not be detailed here*

SDOT - BO-TR-17001 - Bridges & Structures

The purpose of the Bridges and Structures Budget Summary Level is to maintain the City's bridges and structures which helps provide for the safe and efficient movement of people, goods, and services throughout the City. Additionally, the BSL provides general construction management, engineering support for street vacations, scoping of neighborhood projects, and other transportation activities requiring engineering oversight.

Program Expenditures	2019 Actuals	2020 Adopted	2021 Proposed
Bridge Operations	3,757,936	3,902,269	3,923,867
Engineering & Ops Support	15,513,240	2,285,329	1,589,400
Structures Engineering	1,090,555	1,008,015	1,356,154
Structures Maintenance	6,110,525	7,743,404	7,515,991
Total	26,472,255	14,939,017	14,385,412
Full-time Equivalents Total*	56.00	57.00	57.00

**FTE totals are provided for informational purposes only. Changes in FTEs resulting from City Council or Human Resources Director actions outside of the budget process may not be detailed here*

The following information summarizes the programs in Bridges & Structures Budget Summary Level:

Bridge Operations

The purpose of Bridge Operations is to ensure the safe and efficient operations and preventive maintenance for over 180 bridges throughout the city.

Expenditures/FTE	2019 Actuals	2020 Adopted	2021 Proposed
Bridge Operations	3,757,936	3,902,269	3,923,867
Full Time Equivalents Total	17.50	17.50	17.50

Engineering & Ops Support

The purpose of the Engineering Ops & Support program is to provide engineering support services to other SDOT projects, perform engineering related to bridges and structures, and manage stormwater pollution control.

Expenditures/FTE	2019	2020	2021
-------------------------	-------------	-------------	-------------

Seattle Department of Transportation

	Actuals	Adopted	Proposed
Engineering & Ops Support	15,513,240	2,285,329	1,589,400
Full Time Equivalents Total	3.00	3.00	3.00

Structures Engineering

The purpose of the Structures Engineering Program is to provide engineering services on all the bridges and structures within the city to ensure the safety of transportation users as they use or move in proximity to these transportation facilities.

	2019 Actuals	2020 Adopted	2021 Proposed
Expenditures/FTE			
Structures Engineering	1,090,555	1,008,015	1,356,154
Full Time Equivalents Total	3.50	3.50	3.50

Structures Maintenance

The purpose of the Structures Maintenance Program is to provide for the maintenance of the city's bridges, roadside structures and stairways.

	2019 Actuals	2020 Adopted	2021 Proposed
Expenditures/FTE			
Structures Maintenance	6,110,525	7,743,404	7,515,991
Full Time Equivalents Total	32.00	33.00	33.00

SDOT - BO-TR-17003 - Mobility Operations

The purpose of the Mobility-Operations Budget Summary Level is to promote the safe and efficient operation of all transportation modes in the city. This includes managing the parking, pedestrian, and bicycle infrastructure; implementing neighborhood plans; encouraging alternative modes of transportation; and maintaining and improving signals and the non-electrical transportation management infrastructure.

Program Expenditures	2019 Actuals	2020 Adopted	2021 Proposed
Commuter Mobility	27,614,996	17,875,325	13,763,142
Neighborhoods	1,233,488	1,153,967	1,041,261
Parking & Curbspace	12,685,712	14,767,719	12,900,993
Signs & Markings	3,663,121	4,191,653	4,232,251
Traffic Signals	10,066,842	9,487,442	9,889,766
Transit Operations	59,166,887	66,851,338	-
Transit Operations	-	-	7,343,447
Urban Planning	3,655,894	3,393,950	2,879,501
Total	118,086,939	117,721,394	52,050,361
Full-time Equivalents Total*	134.75	141.75	141.75

Seattle Department of Transportation

**FTE totals are provided for informational purposes only. Changes in FTEs resulting from City Council or Human Resources Director actions outside of the budget process may not be detailed here*

The following information summarizes the programs in Mobility Operations Budget Summary Level:

Commuter Mobility

The purpose of the Commuter Mobility Program is to provide a variety of services, including enforcement of City commercial vehicle limits, transit coordination, and planning, to increase mobility and transportation options to the residents of Seattle.

	2019 Actuals	2020 Adopted	2021 Proposed
Expenditures/FTE			
Commuter Mobility	27,614,996	17,875,325	13,763,142
Full Time Equivalents Total	44.25	51.25	51.25

Neighborhoods

The purpose of the Neighborhoods Program is to plan and forecast the needs of specific neighborhoods including neighborhood and corridor planning, development of the coordinated transportation plans, traffic control spot improvements and travel forecasting. The program also constructs minor improvements in neighborhoods based on these assessments.

	2019 Actuals	2020 Adopted	2021 Proposed
Expenditures/FTE			
Neighborhoods	1,233,488	1,153,967	1,041,261
Full Time Equivalents Total	2.50	2.50	2.50

Parking & Curbpace

The purpose of Parking and Curb Ramp Program is to manage the City's parking resources, maintain and operate pay stations and parking meters for on-street parking, manage curbspace, develop and manage the City's carpool program and Residential Parking Zones.

	2019 Actuals	2020 Adopted	2021 Proposed
Expenditures/FTE			
Parking & Curbpace	12,685,712	14,767,719	12,900,993
Full Time Equivalents Total	31.00	31.00	31.00

Signs & Markings

The purpose of the Signs & Markings Program is to design, fabricate and install signage, as well as provide pavement, curb and crosswalk markings to facilitate the safe movement of vehicles, pedestrians and bicyclists throughout the city.

	2019 Actuals	2020 Adopted	2021 Proposed
Expenditures/FTE			

Seattle Department of Transportation

Signs & Markings	3,663,121	4,191,653	4,232,251
Full Time Equivalents Total	19.50	19.50	19.50

Traffic Signals

The purpose of the Traffic Signals Program is to operate the Traffic Management Center that monitors traffic movement within the city and to maintain and improve signals and other electrical transportation management infrastructure.

	2019 Actuals	2020 Adopted	2021 Proposed
Expenditures/FTE			
Traffic Signals	10,066,842	9,487,442	9,889,766
Full Time Equivalents Total	24.25	24.25	24.25

Transit Operations

The Purpose of the Transit Operations Program is to purchase Metro Transit service hours on routes with at least 65% of the stops within the city of Seattle and to support regional transit service in conjunction with other cities, transit agencies, and transportation benefit districts who contribute to the cost of providing regional transit service. The program also funds ORCA Opportunity which provides youth ORCA cards for Seattle Public Schools Students, Seattle Promise scholarship students or similar programs. The program also funds and administers a \$20 low-income VLF rebate to qualified individuals and supports access to transit service for low-income riders. The Transit Operations program revenues support the implementation of City-wide improvements to maximize transit operations.

	2019 Actuals	2020 Adopted	2021 Proposed
Expenditures/FTE			
Transit Operations	59,166,887	66,851,338	7,343,447
Full Time Equivalents Total	2.75	2.75	2.75

Urban Planning

The Urban Planning Program is comprised of Adaptive Streets, Citywide & Community Planning, GIS, Urban Design, and the Center City Mobility Plan.

	2019 Actuals	2020 Adopted	2021 Proposed
Expenditures/FTE			
Urban Planning	3,655,894	3,393,950	2,879,501
Full Time Equivalents Total	10.50	10.50	10.50

SDOT - BO-TR-17004 - ROW Management

The purpose of the (Right-of-Way) ROW Management Budget Summary Level is to review projects throughout the city for code compliance for uses of the right-of-way and to provide plan review, utility permit and street use permit issuance, and utility inspection and mapping services.

Program Expenditures	2019	2020	2021
-----------------------------	-------------	-------------	-------------

Seattle Department of Transportation

	Actuals	Adopted	Proposed
St Use Permit & Enforcement	31,749,391	40,114,478	42,995,188
Total	31,749,391	40,114,478	42,995,188
Full-time Equivalents Total*	134.25	139.25	139.25
*FTE totals are provided for informational purposes only. Changes in FTEs resulting from City Council or Human Resources Director actions outside of the budget process may not be detailed here			

SDOT - BO-TR-17005 - Maintenance Operations

The purpose of the Maintenance Operations Budget Summary Level is to maintain the City's roadways and sidewalks; maintain, protect and expand the City's urban landscape in the street right-of-way through the maintenance and planting of new trees and landscaping to enhance the environment and aesthetics of the city; and manage and administer street parking rules and regulations in the right-of-way.

Program Expenditures	2019 Actuals	2020 Adopted	2021 Proposed
Emergency Response	11,697,155	4,840,587	4,704,695
Operations Support	5,566,452	4,956,495	19,934,832
Pavement Management/Repair	15,330,146	14,732,700	15,064,086
Street Cleaning	7,428,828	7,878,769	7,889,820
Tree & Landscape Maintenance	6,236,258	6,313,717	6,367,138
Total	46,258,840	38,722,268	53,960,571
Full-time Equivalents Total*	144.00	144.50	265.50

*FTE totals are provided for informational purposes only. Changes in FTEs resulting from City Council or Human Resources Director actions outside of the budget process may not be detailed here

The following information summarizes the programs in Maintenance Operations Budget Summary Level:

Emergency Response

The purpose of the Emergency Response Program is to respond to safety and mobility issues such as pavement collapses, severe weather, landslides and other emergencies to make the right-of-way safe for moving people and goods. This program proactively addresses landslide hazards to keep the right-of-way open and safe.

Expenditures/FTE	2019 Actuals	2020 Adopted	2021 Proposed
Emergency Response	11,697,155	4,840,587	4,704,695
Full Time Equivalents Total	19.00	19.00	19.00

Seattle Department of Transportation

Operations Support

The purpose of the Operations Support Program is to provide essential operating support services necessary for the daily operation of SDOT's equipment and field workers dispatched from three field locations in support of street maintenance activities. These functions include warehousing, bulk material supply and management, tool cleaning and repair, equipment maintenance and repair, project accounting and technical support, and crew supervision.

	2019	2020	2021
Expenditures/FTE	Actuals	Adopted	Proposed
Operations Support	5,566,452	4,956,495	19,934,832
Full Time Equivalents Total	22.50	22.50	143.50

Pavement Management/Repair

The purpose of the Pavement Management and Repair Program is to assess the condition of asphalt and concrete pavements and establish citywide paving priorities for annual resurfacing, preservation and maintenance of all streets and adjacent areas such as sidewalks and road shoulders by making spot repairs and conducting annual major maintenance paving and rehabilitation.

	2019	2020	2021
Expenditures/FTE	Actuals	Adopted	Proposed
Pavement Management/Repair	15,330,146	14,732,700	15,064,086
Full Time Equivalents Total	57.25	57.25	57.25

Street Cleaning

The purpose of the Street Cleaning Program is to keep Seattle's streets, improved alleys, stairways and pathways clean, safe and environmentally friendly by conducting sweeping, hand-cleaning, flushing and mowing on a regular schedule.

	2019	2020	2021
Expenditures/FTE	Actuals	Adopted	Proposed
Street Cleaning	7,428,828	7,878,769	7,889,820
Full Time Equivalents Total	22.50	22.50	22.50

Tree & Landscape Maintenance

The purpose of the Landscape & Tree Maintenance Program is to provide planning, design, construction and construction inspection services for landscape elements of transportation capital projects, as well as guidance to developers on the preservation of city street trees and landscaped sites during construction.

	2019	2020	2021
Expenditures/FTE	Actuals	Adopted	Proposed
Tree & Landscape Maintenance	6,236,258	6,313,717	6,367,138

Seattle Department of Transportation

Full Time Equivalents Total 22.75 23.25 23.25

SDOT - BO-TR-18001 - Leadership and Administration

The purpose of the Leadership & Administration Budget Summary Level is to provide executive, community, financial, human resource, technology and business support to the Seattle Department of Transportation.

Program Expenditures	2019 Actuals	2020 Adopted	2021 Proposed
Citywide Indirect Costs	41,665,546	39,733,357	44,965,979
Departmental Indirect Costs	16,632,028	18,968,116	-
Departmental Indirect Costs	-	-	17,400,399
Divisional Indirect Costs	13,421,046	12,147,358	11,743,120
Indirect Cost Recovery Offset	(73,429,383)	(69,265,285)	(73,357,349)
Pooled Benefits and PTO	4,017,609	-	155,892
Total	2,306,846	1,583,546	908,041
Full-time Equivalents Total*	205.25	214.25	214.25

**FTE totals are provided for informational purposes only. Changes in FTEs resulting from City Council or Human Resources Director actions outside of the budget process may not be detailed here*

The following information summarizes the programs in Leadership and Administration Budget Summary Level:

Citywide Indirect Costs

The Purpose of Citywide Indirect Cost Program is to allocate the City's general service costs to SDOT in a way that benefits the delivery of transportation services to the public.

Expenditures/FTE	2019 Actuals	2020 Adopted	2021 Proposed
Citywide Indirect Costs	41,665,546	39,733,357	44,965,979

Departmental Indirect Costs

tbd

Expenditures/FTE	2019 Actuals	2020 Adopted	2021 Proposed
Departmental Indirect Costs	16,632,028	18,968,116	17,400,399
Full Time Equivalents Total	112.00	120.00	120.00

Divisional Indirect Costs

Seattle Department of Transportation

The purpose of the Divisional Indirect Costs Program is to provide division leadership and unique transportation technical expertise to accomplish the division's goals and objectives in support of the department's mission.

	2019	2020	2021
Expenditures/FTE	Actuals	Adopted	Proposed
Divisional Indirect Costs	13,421,046	12,147,358	11,743,120
Full Time Equivalents Total	93.25	94.25	94.25

Indirect Cost Recovery Offset

Indirect Cost Recovery Offset Program includes Department Management Indirect cost recovery and General Expense Indirect Cost Recovery. This program equitably recovers and allocates departmental and general expense indirect cost from all transportation activities and capital projects to fund departmental management and support services essential for delivery of transportation service to the public.

	2019	2020	2021
Expenditures/FTE	Actuals	Adopted	Proposed
Indirect Cost Recovery Offset	(73,429,383)	(69,265,285)	(73,357,349)

Pooled Benefits and PTO

This budget program contains the funding associated with employee leave, time off, and benefit-related costs for Workers' Compensation, healthcare and other centrally distributed benefit costs.

	2019	2020	2021
Expenditures/FTE	Actuals	Adopted	Proposed
Pooled Benefits and PTO	4,017,609	-	155,892

SDOT - BO-TR-18002 - General Expense

The purpose of the General Expense Budget Summary Level is to pay for general business expenses necessary to the overall delivery of transportation services, such as Judgment and Claims contributions and debt service payments.

Program Expenditures	2019	2020	2021
	Actuals	Adopted	Proposed
Citywide Initiatives	12,430	14,150,000	5,296,014
Debt Service	34,159,607	37,900,450	41,890,893
Judgment & Claims	2,590,087	2,590,087	8,098,973
Total	36,762,124	54,640,537	55,285,880

**FTE totals are provided for informational purposes only. Changes in FTEs resulting from City Council or Human Resources Director actions outside of the budget process may not be detailed here*

The following information summarizes the programs in General Expense Budget Summary Level:

Seattle Department of Transportation

Citywide Initiatives

The purpose of the Citywide Initiatives program is to support citywide or multi-departmental system or process improvement initiatives.

	2019	2020	2021
Expenditures/FTE	Actuals	Adopted	Proposed
Citywide Initiatives	12,430	14,150,000	5,296,014

Debt Service

The purpose of Debt Service Program is to meet principal repayment and interest obligations on debt proceeds that are appropriated in SDOT's Budget

	2019	2020	2021
Expenditures/FTE	Actuals	Adopted	Proposed
Debt Service	34,159,607	37,900,450	41,890,893

Judgment & Claims

The purpose of the Judgement & Claims Program is to represent SDOT's annual contribution to the City's centralized self-insurance pool from which court judgements and claims against the city are paid.

	2019	2020	2021
Expenditures/FTE	Actuals	Adopted	Proposed
Judgment & Claims	2,590,087	2,590,087	8,098,973

SDOT - BO-TR-19003A - UNASSIGNED

Program Expenditures	2019	2020	2021
	Actuals	Adopted	Proposed
Corridor & Intersection Impr	402,110	-	-
Total	402,110	-	-

**FTE totals are provided for informational purposes only. Changes in FTEs resulting from City Council or Human Resources Director actions outside of the budget process may not be detailed here*

Central Waterfront Improvement Program

Marshall Foster, Director

206-684-8413

<http://www.seattle.gov/office-of-the-waterfront-and-civic-projects>

Central Waterfront Improvement Program

The Office of the Waterfront and Civic Projects is responsible for coordinating the City's waterfront improvement efforts, including project management, design, construction, and financial management. Organizationally, it is a unit of the Seattle Department of Transportation (SDOT), although its director reports directly to the Mayor. The Office of the Waterfront and Civic Projects is charged with administering the overall program and ensuring that it is managed efficiently and delivers on the Concept Design and Framework Plan for the Central Waterfront as adopted by the City in Resolution 31399.

The projects that make up the Central Waterfront program are included in SDOT's budget and in the budgets of two other City departments. Although there are multiple funding sources and multiple projects within the waterfront improvement program, the program itself includes all the projects listed below.

Seattle Department of Transportation

- Alaskan Way Main Corridor project (MC-TR-C072)
- Overlook Walk and East/West Connections (MC-TR-C073)

Department of Parks and Recreation

- Parks Central Waterfront Piers Rehabilitation (MC-PR-21007)
- Aquarium Expansion (MC-PR-21006)

Department of Finance and Administrative Services

- Pike Place Market PC-1 North Waterfront Entrance project (complete)
- Local Improvement District Administration

In addition, there are funds budgeted in CIP projects for Seattle Public Utilities (SPU) and Seattle City Light (SCL) for utility relocations related to the Central Waterfront program. The Office of the Waterfront and Civic Projects is leading design and construction activities for these relocations, which in SDOT's budget are combined in a reimbursable project (MO-TR-R043). The Office of Arts and Culture also has funding from the Waterfront program's 1% for Arts contribution.

The Central Waterfront Improvement Fund is a single fund from which multiple departments draw funding resources. The fund tracks the interfund loan and philanthropic funds as well as other revenues. The fund supports certain costs associated with the design and construction of the waterfront improvement program and related costs for City administration, including the Office of the Waterfront and Civic Projects. Appropriations made from the Central Waterfront Improvement Fund are for these purposes.

In 2019, City Council created the Waterfront LID Fund to pay expenses related to the Waterfront Local Improvement District (#6751). Multiple departments will draw on the resource in this fund, which will be supported by an Interfund Loan (repaid by LID Bonds and LID assessments) until the LID bonds are sold in 2021 or 2022.

Office of Sustainability and Environment

Jessica Finn Coven, Director

(206) 684-9261

www.seattle.gov/environment

Department Overview

The Office of Sustainability & Environment (OSE) develops and implements citywide environmental policies and programs that propel Seattle toward a sustainable, equitable, and carbon neutral future. OSE collaborates with a wide range of stakeholders to develop innovative solutions that foster equity, shared prosperity, vibrant communities, and a healthy environment. OSE develops policies and promotes green initiatives through four functional areas:

Citywide Coordination: Coordinates interdepartmental work on priority programs, policies, and outreach to advance the City's goals for a healthy, equitable, and sustainable environment. OSE's coordination work includes a focus on food systems, urban forestry, energy efficiency in City buildings, equity and environment, and environmental performance measurement. OSE is also responsible for administrative coordination of three prominent Boards and Commissions: the Urban Forestry Commission, the Sweetened Beverage Tax Community Advisory Board, and the Environmental Justice Committee.

Innovation & Research: Conducts research and develops the City's next generation of environmental and sustainability policies and programs. OSE's innovation and research includes environmental equity, building energy, food policy, and transportation electrification, including implementing the Equity and Environment Agenda, Building Energy Benchmarking & Tune-Up programs, the Fresh Bucks food access program, and the Drive Clean Seattle initiative.

Climate Change Action Planning, Implementation and Measurement: Coordinates implementation of the Seattle Climate Action Plan to reduce Seattle's greenhouse gas emissions, including goal assessment, action planning, community outreach, and performance measurement. Centers racial equity and climate justice in climate planning and implementation.

Food Justice: Provides direct benefits that increase residents' purchasing power to afford healthy food through Fresh Bucks and Emergency Grocery Vouchers. Centers our residents experiencing food insecurity in our work to grow the local food economy, connecting local farmers, neighborhood grocers, and Seattle residents in need of food assistance.

Budget Snapshot

	2019 Actuals	2020 Adopted	2021 Proposed
Department Support			
General Fund Support	10,163,301	5,760,474	8,663,311
Other Funding - Operating	-	6,718,919	5,929,814
Total Operations	10,163,301	12,479,394	14,593,126
Total Appropriations	10,163,301	12,479,394	14,593,126
 Full-Time Equivalents Total*	 26.50	 29.50	 29.50

** FTE totals are provided for informational purposes only. Changes in FTEs resulting from City Council or Human Resources Director actions outside of the budget process may not be detailed here*

Office of Sustainability and Environment

Budget Overview

The 2021 Proposed Budget for the Office of Sustainability & Environment (OSE) represents a shift in focus from the 2020 Adopted, in order to meet immediate challenges posed by the COVID-19 pandemic. Due to the ensuing downturn and sharply reduced revenue forecasts for 2021, the proposed budget includes \$482,500 in General Fund reductions to OSE. These savings result from holding positions vacant, reducing administration and overhead, and reducing – though not eliminating – program budgets for Drive Clean Seattle and commercial building Energy Benchmarking and Tune-Ups. The proposed budget continues to fund OSE’s Sweetened Beverage Tax programming at full amounts and continues emergency food access support.

Ongoing initiative support: Major ongoing initiatives include:

- Fresh Bucks
- Equity and Environment Initiative
- Duwamish Valley Program
- Climate Action Initiatives
- Drive Clean Seattle
- Building Energy Efficiency
- Food Policy and Programs

Please see previous years’ budgets for a description of these initiatives. As a result of COVID-19, the Proposed maintains and adjusts the following programs:

Emergency Grocery Vouchers: In March of 2020, in response to the COVID-19 pandemic, OSE launched a program of Emergency Grocery Vouchers, providing families in need up to \$400 per month in the form of vouchers redeemable at Safeway supermarkets. An initial \$5 million appropriation was made using Sweetened Beverage Tax funding. Another \$9.5 million was later appropriated from Seattle’s Federal Coronavirus Relief Fund award, along with \$2 million in private philanthropic donations to the program. The proposed budget includes an additional \$3.4 million to support the continuation of Emergency Grocery Vouchers through the end of March of 2021, consistent with proposed legislation that also adds an additional \$5.6 million in 2020.

Oil Heat Conversion Expansion and Tax: As a result of the COVID-19 pandemic, implementation of the City’s new tax on residential heating oil has been delayed one year to September of 2021. The tax is intended to reduce carbon emissions and will fund programming to help homeowners convert from oil heat to electric heat pumps. (The City estimates that about 18,000 homes rely on oil heating within the city limits.) OSE will partner with Seattle City Light and the Seattle Office of Housing to fully fund conversions for qualified, low-income residents, as well as provide partial incentives to other customers. This program will also support a training program for businesses that may be impacted by the tax.

Municipal Energy Efficiency Project: OSE will continue to coordinate and provide technical assistance for the Municipal Energy Efficiency Project (MEEP), a capital project spanning multiple departments that makes energy efficiency improvements to City-owned facilities. In 2021, this programming will be supported by \$2.5 million in Real Estate Excise Tax (REET) revenues. This budget sits in the relevant departments’ capital budgets. For more detail about this project, please see the Municipal Energy Efficiency Project located in the Department of Finance and Administrative Services’ 2021-2026 Capital Improvement Program.

Incremental Budget Changes

Office of Sustainability and Environment

**2021 Proposed
Budget**

FTE

Office of Sustainability and Environment

2020 Adopted Budget	12,479,394	29.50
Baseline		
Revenue Update	-	-
Citywide Adjustments for Standard Cost Changes	132,348	-
Baseline Adjustments for Personnel Costs	37,884	-
Align Medical Costs	-	-
Adjustment for One-Time Budget Changes	(929,000)	-
Maintain Fresh Bucks Program Manager	-	-
Baseline Add for Benchmarking Database and Data Visualization Maintenance	10,000	-
Proposed Operating		
Joint COVID-19 Relief Plan	3,400,000	-
Transfer Funds to HSD for Fresh Bucks Good Food Bag	(55,000)	-
Delay Hiring Green New Deal Advisor Position	(132,000)	-
Delay Hiring Climate Position	(140,000)	-
Benchmarking & Tune-Ups Enforcement Pause and Technical Assistance Reduction	(150,000)	-
Reduce Drive Clean Seattle Program	(25,000)	-
Reduce Discretionary Staff Travel and Training Budget	(15,000)	-
Reduce Communications Budget	(10,500)	-
Community Programming Reduction	(10,000)	-
Total Incremental Changes	\$2,113,732	-
Total 2021 Proposed Budget	\$14,593,126	29.50

Description of Incremental Budget Changes

Baseline

Revenue Update

Revenues \$(450,000)

This change reflects updates to baseline revenues from the August revenue forecast.

Citywide Adjustments for Standard Cost Changes

Expenditures \$132,348

Citywide technical adjustments made in the baseline phase reflect changes to internal services costs, including rates from the Department of Finance & Administrative Services, Seattle Information Technology Department, Seattle Department of Human Resources, and for healthcare, retirement and industrial insurance charges for the department. These adjustments reflect initial assumptions about these costs and inflators early in the budget process.

Office of Sustainability and Environment

Baseline Adjustments for Personnel Costs

Expenditures \$37,884

This centrally administered change adjusts appropriations to reflect an annual wage increase, as outlined in the agreements between the City and the Coalition of Unions, for personnel costs included in this department's baseline budget. This includes increases to salary, FICA, Medicare, family medical leave, retirement, overtime and temporary labor. There is no increase assumed from 2021 to 2022. This does not include a 2021 salary increase for non-represented Executives, Managers and Strategic Advisors.

Align Medical Costs

Expenditures -

Technical adjustment to align OSE's costs associated with regular medical benefits with amounts in the Central Cost Manual.

Adjustment for One-Time Budget Changes

Expenditures \$(929,000)

This item adjusts the baseline to remove one-time adds in the 2020 Adopted Budget. These include one-time Sweetened Beverage Tax (SBT) funded adds for Fresh Bucks, water bottle filling stations in schools, funding for the SBT Community Advisory Board, and consultant support for an SBT programming evaluation and a scratch-cooking assessment. This adjustment also removes from the baseline one-time, Council-added, partial support for RVC's Green Pathways Fellowship. RVC intends to continue the Fellowship program and is currently pursuing external funding.

Maintain Fresh Bucks Program Manager

Position Allocation -

The Fresh Bucks program continues to be a priority program for the City of Seattle. This item removes an existing sunset date on the Fresh Bucks Program Manager Strategic Advisor 1, Gen Gov. position.

Baseline Add for Benchmarking Database and Data Visualization Maintenance

Expenditures \$10,000

This proposal adds \$10,000 to the baseline budget for the benchmarking & tune-ups program to perform needed annual maintenance for the database and visualization platform.

Proposed Operating

Joint COVID-19 Relief Plan

Expenditures \$3,400,000

As part of the 2020 budget, the Mayor and City Council have invested \$233 million in COVID-19 relief programs. To further address community needs, an additional \$45 million will be invested from the City reserves and other funding sources, with approximately half appropriated in 2020 and the remainder in 2021. The investments will be distributed according to a spending plan, which includes assistance to small business, childcare, individuals experiencing homelessness or at risk of losing their home, people experiencing food insecurity, and immigrants and refugees.

This item adds \$3.4 million in one-time reserves in 2021 to OSE provide Emergency Grocery Vouchers to eligible households through the first quarter of 2021. These vouchers, up to \$400 per month, were first issued in April 2020.

Office of Sustainability and Environment

Vouchers can be spent at Safeway supermarkets and will ultimately serve nearly 14,000 households. Eligible households are enrolled from existing city lists or by community-based organizations. Over the course of 2020, \$5 million in Sweetened Beverage Tax funds, \$9.5 million from Federal CARES Act awards, and \$5.5 million from the City's Emergency and Rainy Day Funds have supported this program. An additional \$2 million has been provided from corporate donations.

Transfer Funds to HSD for Fresh Bucks Good Food Bag

Expenditures \$(55,000)

This item transfers \$55,000 in Sweetened Beverage Tax fund appropriation from the OSE BSL (BO-SE-X1000) to HSD for the Fresh Bucks Good Food Bag Program. See HSD for the corresponding transfer. This transfer replaces the current practice of an annual memorandum of agreement with OSE reimbursing HSD for this work.

Delay Hiring Green New Deal Advisor Position

Expenditures \$(132,000)

Per Council's Green New Deal ordinance, a Green New Deal Advisor position was added to OSE in the 2020 Adopted Budget to help coordinate work associated with the Green New Deal Oversight Board and an interdepartmental team (IDT) to implement climate actions. Hiring for this position was put on hold due to the COVID-19 crisis. This item extends the delay until 2022, providing savings of \$132,000 in 2021.

Delay Hiring Climate Position

Expenditures \$(140,000)

This item reduces the budget to reflect a delay in hiring one of OSE's climate positions until 2022. This position is intended to eventually support OSE's work on building policy, including Performance Standards, Sustainable Buildings Policy, and indoor air quality. The position will also support policy development for clean energy jobs.

Benchmarking & Tune-Ups Enforcement Pause and Technical Assistance Reduction

Expenditures \$(150,000)

This item reduces for one year the Building Energy Benchmarking and Tune-Up budgets by \$150,000. The reduces OSE's in-house capacity to provide technical assistance for commercial building Tune-Ups. It will also lead to a reduction in trainings and pause publication of case studies and promotional articles. This reduction will also lead to a one-year a pause in enforcement of both Energy Benchmarking and Tune-Ups regulations for large commercial and multifamily buildings.

Funding will continue for OSE to continue providing technical assistance through a professional services contract, which will allow Tune-Up submissions to continue at a reduced level. With a pause on enforcement, existing staff will be redeployed in 2021 to take on administration of all help desk inquiries.

Reduce Drive Clean Seattle Program

Expenditures \$(25,000)

This item makes a \$25,000 one-time reduction to the Drive Clean Seattle budget. This will decrease the program budget by half and will reduce funding for community engagement and professional services.

Reduce Discretionary Staff Travel and Training Budget

Expenditures \$(15,000)

Office of Sustainability and Environment

This item reduces for one year OSE's discretionary budget for professional development training and travel. Support for professional development will continue at a reduced level within program budgets.

Reduce Communications Budget

Expenditures \$(10,500)

This item would reduce the budget for communications by \$10,500. This reduces resources for translation services. OSE will continue to provide translation services with existing program budgets and with internal staff.

Community Programming Reduction

Expenditures \$(10,000)

This item pauses funding used to sponsor annual events of community partners as well as funding for OSE's annual Earth Day event.

Expenditure Overview

	2019 Actuals	2020 Adopted	2021 Proposed
Appropriations			
OSE - BO-SE-X1000 - Office of Sustainability and Environment			
00100 - General Fund	10,163,301	5,760,474	8,663,311
00155 - Sweetened Beverage Tax Fund	-	6,718,919	5,929,814
Total for BSL: BO-SE-X1000	10,163,301	12,479,394	14,593,126
Department Total	10,163,301	12,479,394	14,593,126
Department Full-Time Equivalents Total*	26.50	29.50	29.50

* FTE totals are provided for informational purposes only. Changes in FTEs resulting from City Council or Human Resources Director actions outside of the budget process may not be detailed here

Budget Summary by Fund Office of Sustainability and Environment

	2019 Actuals	2020 Adopted	2021 Proposed
00100 - General Fund	10,163,301	5,760,474	8,663,311
00155 - Sweetened Beverage Tax Fund	-	6,718,919	5,929,814
Budget Totals for OSE	10,163,301	12,479,394	14,593,126

Office of Sustainability and Environment

Appropriations by Budget Summary Level and Program

OSE - BO-SE-X1000 - Office of Sustainability and Environment

The purpose of the Office of Sustainability and Environment Budget Summary Level is to coordinate interdepartmental environmental sustainability initiatives, identify and develop next generation policies and programs, and lead the City's climate change action planning to move towards carbon neutrality.

Program Expenditures	2019 Actuals	2020 Adopted	2021 Proposed
Office of Sustainability and Environment	10,163,301	12,479,394	14,593,126
Total	10,163,301	12,479,394	14,593,126
Full-time Equivalents Total*	26.50	29.50	29.50

**FTE totals are provided for informational purposes only. Changes in FTEs resulting from City Council or Human Resources Director actions outside of the budget process may not be detailed here*

The following information summarizes the programs in Office of Sustainability and Environment Budget Summary Level:

Office of Sustainability and Environment

Expenditures/FTE	2019 Actuals	2020 Adopted	2021 Proposed
Office of Sustainability and Environment	10,163,301	12,479,394	14,593,126
Full Time Equivalents Total	26.50	29.50	29.50

Office of the City Auditor

David G. Jones, City Auditor

(206) 233-3801

<http://www.seattle.gov/audit/>

Department Overview

The Office of City Auditor was established by City Charter and serves as Seattle's independent performance audit function. The City Auditor is appointed by the City Council to a four-year term of office.

The Office of City Auditor seeks to promote honest, efficient management and full accountability throughout City government. It serves the public interest by providing the City Council, the Mayor and City employees with accurate information, unbiased analyses and objective recommendations on how best to use public resources.

The Office of City Auditor conducts audits of City departments, programs, grantees and contracts, as well as some non-audit projects. Most of the office's work is performed in response to specific concerns or requests from City Councilmembers, but the City Auditor also independently initiates work to fulfill the office's mission. If resources are available, the City Auditor responds to requests from the Mayor, City departments and the public.

Through its work, the Office of City Auditor answers the following types of questions:

- Are City of Seattle programs being carried out in compliance with applicable laws and regulations, and is accurate information furnished to the City Council and Mayor on these programs?
- Do opportunities exist to eliminate inefficient use of public funds and waste?
- Are programs achieving desired results?
- Are there better ways to achieve program objectives at lower costs?
- Are there ways to improve the quality of service without increasing costs?
- What emerging or key issues should the City Council and Mayor consider?

Budget Snapshot

	2019 Actuals	2020 Adopted	2021 Proposed
Department Support			
General Fund Support	3,195,504	2,079,778	2,020,212
Other Funding - Operating	-	500,000	500,000
Total Operations	3,195,504	2,579,778	2,520,212
Total Appropriations	3,195,504	2,579,778	2,520,212
 Full-Time Equivalents Total*	 10.00	 10.00	 10.00

** FTE totals are provided for informational purposes only. Changes in FTEs resulting from City Council or Human Resources Director actions outside of the budget process may not be detailed here*

Office of the City Auditor

Budget Overview

The 2021 Proposed Budget includes technical adjustments to bring the department's budget into alignment with an Annual Wage Increase and changes to internal service costs. In addition, the proposed budget reduces the Auditor's total budget by 5% in response to declining General Fund revenues due to COVID-19.

Incremental Budget Changes

Office of the City Auditor

	Dollars	FTE
2020 Adopted Budget	2,579,778	10.00
Baseline		
Citywide Adjustments for Standard Cost Changes	(3,990)	-
Baseline Adjustments for Personnel Costs	48,413	-
Proposed Operating		
5% General Fund Reduction	(103,989)	-
Total Incremental Changes	\$(59,566)	-
Total 2021 Proposed Budget	\$2,520,212	10.00

Description of Incremental Budget Changes

Baseline

Citywide Adjustments for Standard Cost Changes

Expenditures \$(3,990)

Citywide technical adjustments made in the baseline phase reflect changes to internal services costs, including rates from the Department of Finance & Administrative Services, Seattle Information Technology Department, Seattle Department of Human Resources, and for healthcare, retirement and industrial insurance charges for the department. These adjustments reflect initial assumptions about these costs and inflators early in the budget process.

Baseline Adjustments for Personnel Costs

Expenditures \$48,413

This centrally administered change adjusts appropriations to reflect an annual wage increase, as outlined in the agreements between the City and the Coalition of Unions, for personnel costs included in this department's baseline budget. This includes increases to salary, FICA, Medicare, family medical leave, retirement, overtime and temporary labor. There is no increase assumed from 2021 to 2022.

Proposed Operating

5% General Fund Reduction

Expenditures \$(103,989)

Office of the City Auditor

The 2021 Proposed Budget reduces the Auditor's Budget by 5% in response to declining General Fund revenue due to COVID-19.

Expenditure Overview

	2019 Actuals	2020 Adopted	2021 Proposed
Appropriations			
AUD - BO-AD-VG000 - Office of the City Auditor			
00100 - General Fund	3,195,504	2,079,778	2,020,212
00155 - Sweetened Beverage Tax Fund	-	500,000	500,000
Total for BSL: BO-AD-VG000	3,195,504	2,579,778	2,520,212
Department Total	3,195,504	2,579,778	2,520,212
Department Full-Time Equivalents Total*	10.00	10.00	10.00

** FTE totals are provided for informational purposes only. Changes in FTEs resulting from City Council or Human Resources Director actions outside of the budget process may not be detailed here*

Budget Summary by Fund Office of the City Auditor

	2019 Actuals	2020 Adopted	2021 Proposed
00100 - General Fund	3,195,504	2,079,778	2,020,212
00155 - Sweetened Beverage Tax Fund	-	500,000	500,000
Budget Totals for AUD	3,195,504	2,579,778	2,520,212

Appropriations by Budget Summary Level and Program

AUD - BO-AD-VG000 - Office of the City Auditor

The purpose of the Office of City Auditor Budget Summary Level is to provide unbiased analyses and objective recommendations to assist the City in using public resources more equitably, efficiently and effectively in delivering services to the public.

Program Expenditures	2019 Actuals	2020 Adopted	2021 Proposed
Office of the City Auditor	3,195,504	2,579,778	2,520,212
Total	3,195,504	2,579,778	2,520,212
Full-time Equivalents Total*	10.00	10.00	10.00

**FTE totals are provided for informational purposes only. Changes in FTEs resulting from City Council or Human Resources Director actions outside of the budget process may not be detailed here*

City Budget Office

Ben Noble, Director

(206) 615-1962

<http://www.seattle.gov/budgetoffice/>

Department Overview

The City Budget Office (CBO) is responsible for developing and monitoring the City's annual budget, carrying out budget-related functions, overseeing fiscal policy and financial planning activities, policy analysis, and preparing legislation for City Council review. CBO provides strategic analysis relating to the use of revenues, debt, long-term issues, and special events. The office also provides technical assistance, training, and support to City departments in performing financial functions. The Innovation and Performance team is also in CBO, supporting and advancing initiatives by using data and design to solve problems.

Budget Snapshot

	2019 Actuals	2020 Adopted	2021 Proposed
Department Support			
General Fund Support	7,203,501	7,283,554	7,145,311
Total Operations	7,203,501	7,283,554	7,145,311
Total Appropriations	7,203,501	7,283,554	7,145,311
Full-Time Equivalents Total*	36.00	36.00	36.00

* FTE totals are provided for informational purposes only. Changes in FTEs resulting from City Council or Human Resources Director actions outside of the budget process may not be detailed here

Budget Overview

The 2021 Proposed Budget decreases the City Budget Office's budget by \$278,200. The office's personnel budget is reduced by \$94,200, and \$270,000 in revenue is gained through reimbursements for staff work to other departments. The rest of the change is related to Citywide changes and personnel costs.

Incremental Budget Changes

City Budget Office

	2020 Proposed Budget	FTE
2020 Adopted Budget	7,283,554	36.00
Baseline		
Citywide Adjustments for Standard Cost Changes	(53,888)	-
Baseline Adjustments for Personnel Costs	9,823	-

City Budget Office

Proposed Operating

5% Reduction in General Fund reliance in the City Budget Office's budget	(94,178)	-
Total Incremental Changes	\$(138,243)	-
Total 2021 Proposed Budget	\$7,145,311	36.00

Description of Incremental Budget Changes

Baseline

Citywide Adjustments for Standard Cost Changes

Expenditures	\$(53,888)
--------------	------------

Citywide technical adjustments made in the baseline phase reflect changes to internal services costs, including rates from the Department of Finance & Administrative Services, Seattle Information Technology Department, Seattle Department of Human Resources, and for healthcare, retirement and industrial insurance charges for the department. These adjustments reflect initial assumptions about these costs and inflators early in the budget process.

Baseline Adjustments for Personnel Costs

Expenditures	\$9,823
--------------	---------

This centrally administered change adjusts appropriations to reflect an annual wage increase, as outlined in the agreements between the City and the Coalition of Unions, for personnel costs included in this department's baseline budget. This includes increases to salary, FICA, Medicare, family medical leave, retirement, overtime and temporary labor. There is no increase assumed from 2021 to 2022. This does not include a 2021 salary increase for non-represented Executives, Managers and Strategic Advisors.

Proposed Operating

5% Reduction in General Fund reliance in the City Budget Office's budget

Expenditures	\$(94,178)
Revenues	\$270,000

In response to adverse economic impacts from the COVID-19 pandemic, the City requested departments to reduce their reliance on General Fund resources in order to preserve critical public funding. The City Budget Office met the 5% reduction target with \$270,000 in revenues backed by reimbursements from other City departments for CBO staff work, as well as a reduction of \$94,200 in its personnel budget.

City Budget Office

Expenditure Overview

	2019 Actuals	2020 Adopted	2021 Proposed
Appropriations			
CBO - BO-CB-CZ000 - City Budget Office			
00100 - General Fund	7,203,501	7,283,554	7,145,311
Total for BSL: BO-CB-CZ000	7,203,501	7,283,554	7,145,311
Department Total	7,203,501	7,283,554	7,145,311
Department Full-Time Equivalents Total*	36.00	36.00	36.00

** FTE totals are provided for informational purposes only. Changes in FTEs resulting from City Council or Human Resources Director actions outside of the budget process may not be detailed here*

Budget Summary by Fund City Budget Office

	2019 Actuals	2020 Adopted	2021 Proposed
00100 - General Fund	7,203,501	7,283,554	7,145,311
Budget Totals for CBO	7,203,501	7,283,554	7,145,311

Appropriations by Budget Summary Level and Program

CBO - BO-CB-CZ000 - City Budget Office

The purpose of the City Budget Office Budget Summary Level is to develop and monitor the budget, carry out budget-related functions, oversee financial policies and plans, support and advance Citywide innovation and performance measurement, and provide financial and other strategic analysis.

Program Expenditures	2019 Actuals	2020 Adopted	2021 Proposed
City Budget Office	7,203,501	7,283,554	7,145,311
Total	7,203,501	7,283,554	7,145,311
Full-time Equivalents Total*	36.00	36.00	36.00

**FTE totals are provided for informational purposes only. Changes in FTEs resulting from City Council or Human Resources Director actions outside of the budget process may not be detailed here*

Civil Service Commissions

Andrea Scheele, Executive Director

(206) 233-7118

<http://www.seattle.gov/civil-service-commission>
<http://www.seattle.gov/public-safety-civil-service-commission>

Department Overview

The **Civil Service Commissions** is the administrative entity serving both the Civil Service Commission and the Public Safety Civil Service Commission. The Commissions are quasi-judicial bodies charged with providing fair and impartial hearings on disciplinary actions and other employment related issues. Each commission is governed by a separate three-member board, with one member appointed by the Mayor, one appointed by the City Council, and one elected by, and representing, the employees. The term of each commissioner is three years.

The **Civil Service Commission (CSC)** provides fair and impartial hearings of alleged violations of the City's personnel rules. Employees may file appeals with the CSC regarding all final disciplinary actions and alleged violations of the Personnel Ordinance, as well as related rules and policies. The CSC may issue orders to remedy violations and may also make recommendations to the Mayor and the City Council regarding the administration of the personnel system.

In addition, the CSC investigates allegations of political patronage to ensure the City's hiring practices are established and carried out in accordance with the merit principles set forth in the City Charter. The CSC conducts public hearings on personnel related issues and may propose changes to personnel rules, policies, and laws to the Mayor and the City Council.

The purpose of the **Public Safety Civil Service Commission (PSCSC)** is to implement, administer, and direct a civil service system for sworn personnel of the Seattle Police Department and uniformed personnel of the Seattle Fire Department. The PSCSC provides sworn police and uniformed fire employees with a quasi-judicial process for hearings on appeals concerning disciplinary actions, examination and testing, and other related issues.

Budget Snapshot

	2019 Actuals	2020 Adopted	2021 Proposed
Department Support			
General Fund Support	469,013	526,097	522,731
Total Operations	469,013	526,097	522,731
Total Appropriations	469,013	526,097	522,731
Full-Time Equivalents Total*	2.00	2.00	2.00

** FTE totals are provided for informational purposes only. Changes in FTEs resulting from City Council or Human Resources Director actions outside of the budget process may not be detailed here*

Civil Service Commissions

Budget Overview

The 2021 Proposed Budget for the Civilian Service Commissions (CIV) includes a reduction to unneeded retirement and benefits appropriations. The proposed budget also includes minor Citywide technical changes which are described below.

Incremental Budget Changes

Civil Service Commissions

	Dollars	FTE
2020 Adopted Budget	526,097	2.00
Proposed Operating		
Reduction to Correct Commissioner Tax and Retirement Contributions	(23,363)	-
Proposed Technical		
Revenue Update	-	-
Citywide Adjustments for Standard Cost Changes	15,383	-
Baseline Adjustments for Personnel Costs	4,614	-
Total Incremental Changes	\$(3,366)	-
Total 2021 Proposed Budget	\$522,731	2.00

Description of Incremental Budget Changes

Proposed Operating

Reduction to Correct Commissioner Tax and Retirement Contributions

Expenditures \$(23,363)

The Civil Service Commissions are reducing appropriations in tax and retirement accounts that were inaccurately budgeted for Commissioner stipends. This results in a \$23,363 reduction for 2021 that is on-going.

Proposed Technical

Revenue Update

Revenues \$(10,000)

This change reflects updates to baseline revenues from the August revenue forecast.

Civil Service Commissions

Citywide Adjustments for Standard Cost Changes

Expenditures \$15,383

Citywide technical adjustments made in the baseline phase reflect changes to internal services costs, including rates from the Department of Finance & Administrative Services, Seattle Information Technology Department, Seattle Department of Human Resources, and for healthcare, retirement and industrial insurance charges for the department. These adjustments reflect initial assumptions about these costs and inflators early in the budget process.

Baseline Adjustments for Personnel Costs

Expenditures \$4,614

This centrally administered change adjusts appropriations to reflect an annual wage increase, as outlined in the agreements between the City and the Coalition of Unions, for personnel costs included in this department's baseline budget. This includes increases to salary, FICA, Medicare, family medical leave, retirement, overtime and temporary labor. There is no increase assumed from 2021 to 2022. This does not include a 2021 salary increase for non-represented Executives, Managers and Strategic Advisors.

Expenditure Overview

	2019 Actuals	2020 Adopted	2021 Proposed
Appropriations			
CIV - BO-VC-V1CIV - Civil Service Commissions			
00100 - General Fund	469,013	526,097	522,731
Total for BSL: BO-VC-V1CIV	469,013	526,097	522,731
Department Total	469,013	526,097	522,731
Department Full-Time Equivalents Total*	2.00	2.00	2.00

** FTE totals are provided for informational purposes only. Changes in FTEs resulting from City Council or Human Resources Director actions outside of the budget process may not be detailed here*

Budget Summary by Fund Civil Service Commissions

	2019 Actuals	2020 Adopted	2021 Proposed
00100 - General Fund	469,013	526,097	522,731
Budget Totals for CIV	469,013	526,097	522,731

Civil Service Commissions

Revenue Overview

2021 Estimated Revenues

Account Code	Account Name	2019 Actuals	2020 Adopted	2021 Proposed
341900	General Government-Other Rev	82,886	102,746	92,746
360900	Miscellaneous Revs-Other Rev	41	-	-
Total Revenues for: 00100 - General Fund		82,928	102,746	92,746
Total CIV Resources		82,928	102,746	92,746

Appropriations by Budget Summary Level and Program

CIV - BO-VC-V1CIV - Civil Service Commissions

The purpose of the Civil Service Commissions Budget Summary Level is to provide administrative support to the Public Safety Civil Service Commission (PSCSC) and the Civil Service Commission (CSC). The PSCSC provides sworn police and uniformed fire employees with a quasi-judicial process for hearings on appeals concerning disciplinary actions, examination and testing, and other related issues. The CSC directs the civil service system for all other employees of the City.

Program Expenditures	2019 Actuals	2020 Adopted	2021 Proposed
Civil Service Commissions	469,013	526,097	522,731
Total	469,013	526,097	522,731
Full-time Equivalents Total*	2.00	2.00	2.00

**FTE totals are provided for informational purposes only. Changes in FTEs resulting from City Council or Human Resources Director actions outside of the budget process may not be detailed here*

Office of the Employee Ombud

Amarah Khan, Director

(206) 256-5982

Department Overview

In 2018, the Mayor issued [Executive Order](#) 2018-04 creating the Office of the Employee Ombud (OEO) following the recommendations issued by the Anti-Harassment Inter-departmental Team (AH IDT) on improving the City's workplace culture. The mission of the OEO is to support City employees in all branches of City government in answering their concerns regarding workplace conduct that may be considered inappropriate; may constitute harassment, discrimination, or retaliation; and/or is in conflict with the City's Personnel Rules, Citywide workplace expectations, and other City policies. OEO is the primary conflict management resource for the City.

The OEO provides assistance to City employees through a variety of means, including conflict management and resolution; clarifying the City's processes and systems for reporting and investigations; facilitating discussions to break down miscommunication; providing the contact for represented employees' unions; and understanding what remedies are available through State or Federal agencies. The OEO also supports employees with referrals to the City's contracted Employees Assistance Program (EAP) for appropriate emotional assistance.

In addition to individual employee services, the OEO engages with policy improvements that support the City's continuous effort to provide every City employee a safe and respectful workplace where they can do their best work in serving the residents of Seattle. OEO, as part of its systemic change mission, offers trainings and capacity building to city departments so that practices and behaviors that cause conflict among us can be addressed in a proactive manner. Beginning in 2020, the OEO submits an annual report to the Mayor's Office and City Council that addresses issues extending beyond the experiences of individual employees. The report includes recommendations to clarify the City's Personnel Rules, complaint and investigations systems and trainings, and shared information on patterns of inappropriate workplace conduct at the City.

Budget Snapshot

	2019 Actuals	2020 Adopted	2021 Proposed
Department Support			
General Fund Support	347,119	1,278,671	733,298
Total Operations	347,119	1,278,671	733,298
Total Appropriations	347,119	1,278,671	733,298
Full-Time Equivalents Total*	3.00	5.00	4.00

** FTE totals are provided for informational purposes only. Changes in FTEs resulting from City Council or Human Resources Director actions outside of the budget process may not be detailed here.*

Office of the Employee Ombud

Budget Overview

The City is projecting significant revenue losses due to COVID-19 and the resulting public health crisis. As a result, the budget includes reductions for most departments across the City. The 2021 Proposed Budget reduces staffing capacity for the Office of the Employee Ombud (OEO) data management. OEO is a small department with limited flexibility in its budget, and the department identified a reduction opportunity with a vacancy. The details of the changes to OEO's budget are included in the Incremental Budget Changes section below.

The 2021 Proposed Budget also provides OEO with technical adjustments in the baseline budget, reflecting adjustments for one-time budget changes in 2020 and changes to internal services costs.

Incremental Budget Changes

Office of the Employee Ombud

	2021 Budget	FTE
Total 2020 Adopted Budget	1,278,671	5.00
Baseline		
Adjustment for One-Time Budget Changes	(364,750)	-
Citywide Adjustments for Standard Cost Changes	(54,281)	-
Baseline Adjustments for Personnel Costs	-	-
Proposed Operating		
MSA Pocket Reduction	(126,342)	(1.00)
Total Incremental Changes	\$(545,373)	(1.00)
Total 2021 Proposed Budget	\$733,298	4.00

Description of Incremental Budget Changes

Baseline

Adjustment for One-Time Budget Changes

Expenditures \$(364,750)

In 2020, the Office of the Employee Ombud moved from a temporary office location in City Hall to a more permanent location in Columbia Tower. This item removes the one-time costs associated with that move from the baseline in 2021.

Citywide Adjustments for Standard Cost Changes

Expenditures \$(54,281)

Citywide technical adjustments made in the baseline phase reflect changes to internal services costs, including rates from the Department of Finance & Administrative Services, Seattle Information Technology Department, Seattle

Office of the Employee Ombud

Department of Human Resources, and for healthcare, retirement and industrial insurance charges for the department. These adjustments reflect initial assumptions about these costs and inflators early in the budget process.

Baseline Adjustments for Personnel Costs

Expenditures -

This centrally administered change adjusts appropriations to reflect an annual wage increase, as outlined in the agreements between the City and the Coalition of Unions, for personnel costs included in this department's baseline budget. This includes increases to salary, FICA, Medicare, family medical leave, retirement, overtime and temporary labor. There is no increase assumed from 2021 to 2022. This does not include a 2021 salary increase for non-represented Executives, Managers and Strategic Advisors.

Proposed Operating

MSA Pocket Reduction

Expenditures \$(126,342)
Position Allocation (1.00)

This item abrogates 1.0 FTE Management Systems Analyst (MSA) vacant pocket and decreases appropriation authority by \$126,342. OEO will continue to perform the MSA function by dividing the job requirements among existing staff. OEO will also collaborate with an MSA in the Seattle Department of Human Resources' Human Resources Investigation Unit (HRIU) on various aspects of data management and reporting.

Expenditure Overview

	2019 Actuals	2020 Adopted	2021 Proposed
Appropriations			
OEO - BO-EM-V10MB - Office of Employee Ombud			
00100 - General Fund	347,119	1,278,671	733,298
Total for BSL: BO-EM-V10MB	347,119	1,278,671	733,298
Department Total	347,119	1,278,671	733,298
Department Full-Time Equivalents Total*	3.00	5.00	4.00

* FTE totals are provided for informational purposes only. Changes in FTEs resulting from City Council or Human Resources Director actions outside of the budget process may not be detailed here.

Budget Summary by Fund Office of the Employee Ombud

	2019 Actuals	2020 Adopted	2021 Proposed
00100 - General Fund	347,119	1,278,671	733,298
Budget Totals for OEO	347,119	1,278,671	733,298

Office of the Employee Ombud

Appropriations by Budget Summary Level and Program

OEO - BO-EM-V10MB - Office of Employee Ombud

The purpose of the Office of Employee Ombud Budget Summary Level is to assist City of Seattle employees in navigating the City's conflict management system. OEO supports all processes relating to harassment, discrimination, or misconduct and provides recommendations to the Mayor and City Council on policies and procedures that can help create an inclusive workplace environment.

Program Expenditures	2019 Actuals	2020 Adopted	2021 Proposed
Employee Ombud Office	347,119	1,278,671	733,298
Total	347,119	1,278,671	733,298
Full-time Equivalents Total*	3.00	5.00	4.00

**FTE totals are provided for informational purposes only. Changes in FTEs resulting from City Council or Human Resources Director actions outside of the budget process may not be detailed here.*

Employees' Retirement System

Jeff Davis, Executive Director

(206) 386-1293

<http://www.seattle.gov/retirement/>

Department Overview

The Seattle City Employees' Retirement System has two major functions: administration of retirement benefits and management of the assets of the Retirement Fund. Employee and employer contributions, as well as investment earnings, provide funding for the system. Approximately 9,400 active employee members, 2,800 terminated employee members and 7,000 retired employee members participate in the plan.

The provisions of the plan are set forth in [Chapter 4.36](#) of the Seattle Municipal Code. The plan is a "defined benefit plan" which means an employee's salary, years of service, and age at the time of retirement are used to determine the amount of retirement benefits. At retirement, members are given a choice of several payment options to collect their retirement benefit. The Retirement System is led by a seven-member Board of Administration and an Executive Director appointed by the Board.

Please note that the appropriations detailed in the following tables reflect only the costs to administer the system and do not reflect payment of retiree benefits.

Budget Snapshot

	2019 Actuals	2020 Adopted	2021 Proposed
Department Support			
Other Funding - Operating	241,640,255	21,000,778	8,646,345
Total Operations	241,640,255	21,000,778	8,646,345
Total Appropriations	241,640,255	21,000,778	8,646,345
Full-Time Equivalents Total*	23.00	23.00	28.00

** FTE totals are provided for informational purposes only. Changes in FTEs resulting from City Council or Human Resources Director actions outside of the budget process may not be detailed here*

Budget Overview

The Seattle City Employees' Retirement System (SCERS) relies on the long-term health of its assets to sustain its long-term financial obligations to SCERS members. The long-term health of SCERS is measured by the annual January 1 funding status, a percentage that represents the value of the asset portfolio over the reserves needed to pay retirement benefits to employees.

As of January 1, 2020, SCERS net assets are valued at \$3.04 billion with a 68.9% funded status. This is an increase from 68.2% in 2019, but still higher than the low of 62% in 2010. SCERS funding status has generally increased steadily since 2010 due to changes SCERS has made to positively impact the funding status over the long-term. A 2019 decrease was due to adopted changes in assumptions related to long-term investment returns and lower than expected investment returns in 2018.

Employees' Retirement System

Annual Contributions: The plan's actuaries determine an "annual required contribution" (ARC) into SCERS so its assets grow in tandem with pension costs, which rise as new employees join SCERS, wages increase, and retirees live longer. In response to the drop in the value of its invested assets and its funded status coming out of the 2008-09 recession, SCERS and the City enhanced the plan in 2013 by revising its ARC calculation so SCERS will be fully funded after a fixed 30-year period beginning January 1, 2013 and ending January 1, 2043. In addition to the employee and employer annual required contributions, the City pays an additional fluctuating amount to achieve the fully funded status by 2043. These amounts are reflected in departmental budgets throughout the 2021 Proposed Budget.

Investment Return Assumption: In January 2014, SCERS decreased its long-term investment return assumption from 7.75% to 7.50% in anticipation of slower asset growth over the next 30 years. Effective January 2020, SCERS decreased this assumption further to 7.25%. This assumption raises the ARC so the plan relies more on employee and employer contributions that are based on salaries, which are less volatile than the investment returns affected by portfolio experience and the economy.

Asset Smoothing: SCERS implemented an asset smoothing policy in 2011 to protect the funded status from volatile year-to-year swings by recognizing annual investment return gains and losses evenly over five years. This policy results in gradual changes in the ARC so the City's contribution is more stable.

Pension Plan for New Employees Hired On or After January 1, 2017: The City began evaluating plan changes in 2012 to reduce the cost of the plan for employees and the City, thereby enhancing SCERS' fiscal stability over the long run, while still maintaining an adequate retirement benefit for employees. In 2016, the City and labor unions agreed, and Council approved, a new defined benefit plan (SCERS II) for new employees hired on or after January 1, 2017. SCERS II has a similar structure to the existing plan (SCERS I).

Under SCERS II, there is an estimated 3.8% combined savings for annual employer and employee contributions. Members of the new plan will contribute 7% of their salary toward their retirement benefit, compared to 10.03% under SCERS I. Given the lower contributions into the plan, the new SCERS II plan will provide a retirement benefit lower than the SCERS I plan, but consistent with the design of the current SCERS I plan. The SCERS II benefit will still provide City retirees with an adequate retirement income when combined with Social Security.

The 2021 Proposed Budget includes total appropriation decreases of \$12,354,433. This total, however, includes \$483,169 in appropriation increases for operations, staffing and citywide cost adjustments, but also the removal from the budget of \$12,837,602 for investment management fees. On June 11, 2020 the SCERS Board of Administration reviewed and approved the change to make the Investment Management Fees non-appropriated beginning with the 2021 budget and going forward. This treatment will be the same as for the pension payments to member retirees, which are also non-appropriated. Investment management fees will continue to be reported to the Board, recorded in the City's financial system and detailed in the annual audited financial statements that are posted publicly on SCERS's website (see p32 of 2019 Annual Financials). The financial statements are reviewed and accepted annually by the SCERS Board, which is chaired by the Council Finance Committee Chair.

Incremental Budget Changes

Employees' Retirement System

	2021 Proposed Budget	FTE
2020 Adopted Budget	21,000,778	23.00
Baseline		
Baseline Adjustments for Personnel Costs	54,926	-
Proposed Operating		

Employees' Retirement System

Investment Management Fee Adjustment	(12,837,602)	-
Operations Expense Adjustment	680,628	1.00
Staffing Adjustments	339,886	4.00
Proposed Technical		
Balancing Adjustment	-	-
Citywide Adjustments for Standard Cost Changes	(592,271)	-
Total Incremental Changes	\$(12,354,433)	5.00
Total 2021 Proposed Budget	\$8,646,345	28.00

Description of Incremental Budget Changes

Baseline

Baseline Adjustments for Personnel Costs

Expenditures \$54,926

This centrally administered change adjusts appropriations to reflect an annual wage increase, as outlined in the agreements between the City and the Coalition of Unions, for personnel costs included in this department's baseline budget. This includes increases to salary, FICA, Medicare, family medical leave, retirement, overtime and temporary labor. There is no increase assumed from 2021 to 2022. This does not include a 2021 salary increase for non-represented Executives, Managers and Strategic Advisors.

Proposed Operating

Investment Management Fee Adjustment

Expenditures \$(12,837,602)

On June 11, 2020, the SCERS Board of Administration reviewed and approved the change to make the Investment Management Fees non-appropriated in the 2021-2022 budget cycle and going forward.

Operations Expense Adjustment

Expenditures \$680,628

Position Allocation 1.00

On June 11, 2020, the SCERS Board of Administration approved a change to increase the allocation of operating costs to better align with existing needs and commitments.

Staffing Adjustments

Expenditures \$339,886

Position Allocation 4.00

On June 11, 2020 the SCERS Board of Administration reviewed and approved the conversion of 4 TLT positions to FTE (1 Accountant, 2 Assistant Retirement Specialists, 1 Systems Analyst). During 2018 and 2019, rather than immediately add FTE, SCERS used temporary staff (TLTs) to address changing workload needs resulting from a new pension administration system. SCERS has determined these 4 positions were essential to ongoing workload needs versus the temporary influx of work during the system transition. Total positions at SCERS remains constant at 30

Employees' Retirement System

from 2020 to 2021.

Additionally, as part of the 2019 budget process the SCERS Board of Administration approved the reclassification of 4 existing positions (3 Retirement Specialists to Senior Personnel Specialist and 1 Retirement Specialist to Strategic Advisor) which are included in the budget legislation in 2021.

Proposed Technical

Balancing Adjustment

Revenues \$(12,354,433)

This is a technical item to balance revenues and expenditures for the Funds managed by this department.

Citywide Adjustments for Standard Cost Changes

Expenditures \$(592,271)

Citywide technical adjustments made in the baseline phase reflect changes to internal services costs, including rates from the Department of Finance & Administrative Services, Seattle Information Technology Department, Seattle Department of Human Resources, and for healthcare, retirement and industrial insurance charges for the department. These adjustments reflect initial assumptions about these costs and inflators early in the budget process.

Expenditure Overview

	2019 Actuals	2020 Adopted	2021 Proposed
Appropriations			
RET - BO-RE-9RE00 - UNASSIGNED			
61030 - Employees' Retirement Fund	218,601,831	-	-
Total for BSL: BO-RE-9RE00	218,601,831	-	-
RET - BO-RE-R1E00 - Employee Benefit Management			
61030 - Employees' Retirement Fund	23,038,423	21,000,778	8,646,345
Total for BSL: BO-RE-R1E00	23,038,423	21,000,778	8,646,345
Department Total	241,640,255	21,000,778	8,646,345
Department Full-Time Equivalents Total*	23.00	23.00	28.00

* FTE totals are provided for informational purposes only. Changes in FTEs resulting from City Council or Human Resources Director actions outside of the budget process may not be detailed here

Budget Summary by Fund Employees' Retirement System

	2019 Actuals	2020 Adopted	2021 Proposed
61030 - Employees' Retirement Fund	241,640,255	21,000,778	8,646,345
Budget Totals for RET	241,640,255	21,000,778	8,646,345

Employees' Retirement System

Revenue Overview

2021 Estimated Revenues

Account Code	Account Name	2019 Actuals	2020 Adopted	2021 Proposed
360010	Investment Interest	17,410,166	-	-
360030	Securities Lending Revenue	(4,970)	-	-
360090	Realized Gains/Losses On Invm	128,353,866	-	-
360120	Security Lending Income Gasb 2	147,771	-	-
360230	Dividend Income	20,646,716	-	-
360240	Other Investment Income	14,565,733	-	-
360430	Employr Pnsn Contributions	119,006,738	12,833,356	5,283,691
360440	Employr Dth Ben Contribution	164,334	-	-
360450	Emplyee Pnsn Contribution	75,096,239	8,167,422	3,362,654
360460	Emplyee Dth Ben Contribution	164,334	-	-
360900	Miscellaneous Revs-Other Rev	636,154	-	-
Total Revenues for: 61030 - Employees' Retirement Fund		376,187,081	21,000,778	8,646,345
Total RET Resources		376,187,081	21,000,778	8,646,345

Employees' Retirement System

Appropriations by Budget Summary Level and Program

RET - BO-RE-9RE00 - UNASSIGNED

Program Expenditures	2019 Actuals	2020 Adopted	2021 Proposed
Pension Benefits Paid	218,601,831	-	-
Total	218,601,831	-	-

**FTE totals are provided for informational purposes only. Changes in FTEs resulting from City Council or Human Resources Director actions outside of the budget process may not be detailed here*

RET - BO-RE-R1E00 - Employee Benefit Management

The purpose of the Employees' Retirement Budget Summary Level is to manage and administer retirement assets and benefits.

Program Expenditures	2019 Actuals	2020 Adopted	2021 Proposed
Employee Benefit Management	23,038,423	21,000,778	8,646,345
Total	23,038,423	21,000,778	8,646,345
Full-time Equivalents Total*	23.00	23.00	28.00

**FTE totals are provided for informational purposes only. Changes in FTEs resulting from City Council or Human Resources Director actions outside of the budget process may not be detailed here*

Ethics and Elections Commission

Wayne Barnett, Executive Director

(206) 684-8500

<http://www.seattle.gov/ethics/>

Department Overview

The Seattle Ethics and Elections Commission (SEEC) helps foster public confidence in the integrity of Seattle city government by providing education, training, and enforcement of the City's Ethics Code, Whistleblower Code, and lobbying regulations. It also promotes informed elections through education, training, and enforcement of the City's Elections Code and Election Pamphlet Code. With the passage of [Initiative 122](#) in November 2015, the Commission now administers and funds the Democracy Voucher Program.

The Commission's work on behalf of the City of Seattle centers around five main lines of business:

Ethics Code: The Commission conducts ethics training for all City of Seattle employees upon request and through the City's New Employee and New Supervisor Orientation programs. It also provides ethics training information for City employees via the City's intranet site. The Commission issues advisory opinions regarding interpretations of the Code of Ethics and also investigates and rules upon alleged violations of the Code. More than thirty years of formal advisory opinions, organized and searchable by topic, are available on the Commission's website.

Whistleblower Code: The Commission helps to protect an employee's right to report improper governmental action and to be free from retaliation as a result of such reporting. The Commission either investigates allegations of improper governmental actions itself or refers allegations to the appropriate agency.

Elections Code and Election Pamphlets Code: The Commission fulfills the public's mandate of full campaign disclosure by:

- training organizations required to report campaign contributions and expenditures in proper reporting procedures;
- auditing campaign reports;
- working with organizations to correct errors; and
- making all campaign finance information available to the public.

Since 1993, the Commission has made summary reports of campaign financing information available to the public, and since 1995, the Commission has published campaign financing information on its website. The Commission also produces voters' pamphlets for City elections and ballot measures. It makes these pamphlets available in several languages and produces a video voters' guide with King County.

Lobbying Regulations: The Commission is charged with administering the City's lobbying regulations. The Commission collects and posts information so that residents know who is lobbying and how much they are being paid to lobby. The Commission also enforces compliance with the lobbying regulations.

Democracy Voucher Program: The Commission administers the Democracy Voucher Program which was approved with the passage of I-122 in November 2015. The primary goal of the program is to provide \$100 in vouchers to eligible Seattle residents so that they can contribute to candidates for City office who qualify to participate in the program.

Ethics and Elections Commission

Budget Snapshot

	2019 Actuals	2020 Adopted	2021 Proposed
Department Support			
General Fund Support	966,253	1,094,680	1,049,986
Other Funding - Operating	3,871,421	742,213	8,417,751
Total Operations	4,837,674	1,836,893	9,467,737
Total Appropriations	4,837,674	1,836,893	9,467,737
Full-Time Equivalents Total*	5.90	7.40	7.40

** FTE totals are provided for informational purposes only. Changes in FTEs resulting from City Council or Human Resources Director actions outside of the budget process may not be detailed here*

Budget Overview

The 2021 Proposed Budget for the Seattle Ethics and Elections Commission provides funding for the bi-annual spending increase associated with the Democracy Voucher program. Otherwise, the budget maintains investments at current service levels.

Ethics and Elections Commission

Incremental Budget Changes

Ethics and Elections Commission

	2021 Budget	FTE
Total 2020 Adopted Budget	1,836,893	7.40
Baseline		
Ethics and Elections Net-Zero Account Alignment	-	-
Citywide Adjustments for Standard Cost Changes	31,123	-
Baseline Adjustments for Personnel Costs	9,151	-
Proposed Operating		
Democracy Voucher Increase for the 2021 Election Cycle	7,666,006	-
10% General Fund Target Reduction	(75,436)	-
Proposed Technical		
DEPT-Balancing	-	-
Total Incremental Changes	\$7,630,844	-
Total 2021 Proposed Budget	\$9,467,737	7.40

Description of Incremental Budget Changes

Baseline

Ethics and Elections Net-Zero Account Alignment

Expenditures -

This net-zero adjustment aligns the budget with actual spending for the Ethics and Elections Commission's central rate accounts.

Citywide Adjustments for Standard Cost Changes

Expenditures \$31,123

Citywide technical adjustments made in the baseline phase reflect changes to internal services costs, including rates from the Department of Finance & Administrative Services, Seattle Information Technology Department, Seattle Department of Human Resources, and for healthcare, retirement and industrial insurance charges for the department. These adjustments reflect initial assumptions about these costs and inflators early in the budget process.

Baseline Adjustments for Personnel Costs

Expenditures \$9,151

This centrally administered change adjusts appropriations to reflect an annual wage increase, as outlined in the agreements between the City and the Coalition of Unions, for personnel costs included in this department's baseline

Ethics and Elections Commission

budget. This includes increases to salary, FICA, Medicare, family medical leave, retirement, overtime and temporary labor. There is no increase assumed from 2021 to 2022. This does not include a 2021 salary increase for non-represented Executives, Managers and Strategic Advisors.

Proposed Operating

Democracy Voucher Increase for the 2021 Election Cycle

Expenditures	\$7,666,006
--------------	-------------

This bi-annual increase funds the Democracy Voucher Program for the 2021 election cycle. It provides the funding needed for voucher payments of up to \$6.8 million, voucher printing and mailing costs, and temporary staffing increases for voucher processing and outreach work. In 2021, the Mayor, City Council positions #8 and #9 (citywide) and the City Attorney will be on the ballot. This is one-time funding for 2021 only.

10% General Fund Target Reduction

Expenditures	\$(75,436)
--------------	------------

This item reduces a significant portion of the average annual underspend in the Ethics and Elections Commission General Fund budget. There were no changes to staffing levels and this reduction will not impact department operations.

Proposed Technical

DEPT-Balancing

Revenues	\$7,675,538
----------	-------------

This is a technical item to balance revenues and expenditures for the Funds managed by this department.

Ethics and Elections Commission

Expenditure Overview

	2019 Actuals	2020 Adopted	2021 Proposed
Appropriations			
ETH - BO-ET-V1T00 - Ethics and Elections			
00100 - General Fund	966,253	1,094,680	1,049,986
Total for BSL: BO-ET-V1T00	966,253	1,094,680	1,049,986
ETH - BO-ET-VT123 - Election Vouchers			
12300 - Election Vouchers Fund	3,871,421	742,213	8,417,751
Total for BSL: BO-ET-VT123	3,871,421	742,213	8,417,751
Department Total	4,837,674	1,836,893	9,467,737
Department Full-Time Equivalents Total*	5.90	7.40	7.40

* FTE totals are provided for informational purposes only. Changes in FTEs resulting from City Council or Human Resources Director actions outside of the budget process may not be detailed here

Budget Summary by Fund Ethics and Elections Commission

	2019 Actuals	2020 Adopted	2021 Proposed
00100 - General Fund	966,253	1,094,680	1,049,986
12300 - Election Vouchers Fund	3,871,421	742,213	8,417,751
Budget Totals for ETH	4,837,674	1,836,893	9,467,737

Revenue Overview

2021 Estimated Revenues

Account Code	Account Name	2019 Actuals	2020 Adopted	2021 Proposed
311010	Real & Personal Property Taxes	2,976,591	3,000,000	3,000,000
Total Revenues for: 12300 - Election Vouchers Fund		2,976,591	3,000,000	3,000,000
400000	Use of/Contribution to Fund Balance	-	(2,257,787)	5,417,751
Total Resources for: 12300 - Election Vouchers Fund		2,976,591	742,213	8,417,751
Total ETH Resources		2,976,591	742,213	8,417,751

Ethics and Elections Commission

Appropriations by Budget Summary Level and Program

ETH - BO-ET-V1T00 - Ethics and Elections

The purpose of the Ethics and Elections Budget Summary Level is to: 1) audit, investigate, and conduct hearings regarding non-compliance with, or violations of, Commission-administered ordinances; 2) advise all City officials and employees of their obligations under Commission-administered ordinances; and 3) publish and broadly distribute information about the City's ethical standards, City election campaigns, campaign financial disclosure statements, and lobbyist disclosure statements.

Program Expenditures	2019 Actuals	2020 Adopted	2021 Proposed
Ethics and Elections	966,253	1,094,680	1,049,986
Total	966,253	1,094,680	1,049,986
Full-time Equivalents Total*	4.90	4.90	4.90

**FTE totals are provided for informational purposes only. Changes in FTEs resulting from City Council or Human Resources Director actions outside of the budget process may not be detailed here*

ETH - BO-ET-VT123 - Election Vouchers

The purpose of the Election Voucher Budget Summary Level is to pay costs associated with implementing, maintaining and funding a program for providing one hundred dollars in vouchers to eligible Seattle residents that they can contribute to candidates for City office who qualify to participate in the Election Voucher program enacted by voters in November 2015.

Program Expenditures	2019 Actuals	2020 Adopted	2021 Proposed
Election Vouchers	3,871,421	742,213	8,417,751
Total	3,871,421	742,213	8,417,751
Full-time Equivalents Total*	1.00	2.50	2.50

**FTE totals are provided for informational purposes only. Changes in FTEs resulting from City Council or Human Resources Director actions outside of the budget process may not be detailed here*

Department of Finance and Administrative Services

Calvin W. Goings, Director

(206) 386-0041

<http://www.seattle.gov/fas>

Department Overview

The Department of Finance and Administrative Services (FAS) is often the public's first interaction with the City of Seattle, operating as a customer-focused front door that assists with everything from starting a business or paying utilities, to reporting a pothole, requesting public information or even adopting a new pet. The department's 600-plus employees span across 16 divisions and work behind-the-scenes providing critical functions, like processing payments to 13,000 City employees, managing 120 City facilities -including police and fire stations- and directly providing \$270 million in City services annually.

Broadly, FAS' work can be split into four categories.

Customer Services

FAS oversees the City's Customer Service Bureau, the Downtown Customer Service Center and the six customer service centers located throughout the city. Over the phone, online and in person, customers can get information, request services, pay bills, resolve problems and voice opinions. FAS supports the City's compliance with the Washington State Public Records Act by providing Citywide coordination and guidance on public disclosure and by helping customers clarify requests so they receive the information they are seeking from FAS or from other departments. These functions support transparency in City work. In addition, FAS oversees the City's efforts to comply with Title II of the Americans with Disabilities Act. Finally, through the Seattle Animal Shelter, FAS advocates for animal welfare, reunites lost animals with their owners and finds suitable owners to adopt homeless animals.

Regulatory Services

FAS ensures that all businesses operating in Seattle are properly licensed and pay the required business and occupation taxes. FAS issues regulatory licenses for certain business types - including taxis, transportation network companies and for-hire vehicles, adult entertainment venues, door-to-door salespeople, short-term rentals, recreational marijuana establishments and trade shows - and enforces requirements related to those licenses. FAS also monitors certain types of businesses to increase consumer safety and ensure proper charges for services. This includes setting rate caps for tows on private property, as well as ensuring that consumers are not overcharged due to an inaccurate device, such as a gas pump or a supermarket scanner or scale. As the central coordinator for City contracting, FAS establishes policies and procedures to ensure fair competition for City-funded construction projects and oversees programs to ensure everyone in the community has equal access to jobs and opportunities involving those projects. As part of these efforts, FAS administers the City's Priority Hire program to increase employment within the construction trades among women, people of color and those living in economically distressed ZIP codes. FAS also enforces animal-related ordinances, including the investigation of animal cruelty, neglect and abuse.

Financial Services

FAS also prioritizes sustained fiscal health for the City in balance with the goals set forth by the Mayor and the City Council. The department accomplishes this by providing Citywide financial direction and cohesive policies to City departments. In addition, FAS manages the City's bond issuance and internal loan programs, administers City-levied taxes, oversees the City's retirement boards, invests City funds and issues reports on City financial activity. FAS ensures that City revenues are collected, and that vendors and City employees are paid properly in a timely manner. As a partner with the City's Law Department, FAS administers the payment of claims and judgments for damages against the City. The department also oversees City financial systems and partners with the Seattle Department of

Department of Finance and Administrative Services

Human Resources to oversee the City's human resources system City Finance also provides financial oversight of the Central Waterfront Improvement Fund, which includes administering the Waterfront Local Improvement District.

Operational Services

FAS designs, builds and maintains most City-owned buildings, including Seattle City Hall, the Seattle Municipal Tower, the Justice Center, the Joint Training Facility, 33 neighborhood fire stations and five police stations. When departments need to acquire property or when the City no longer has a purpose for a property, FAS is responsible for managing the acquisition or disposition of the property. FAS also maintains the City's vehicle fleet, which includes police patrol cars, fire engines and heavy equipment. FAS also negotiates purchasing contracts on behalf of all City departments and establishes purchasing guidelines for departments.

FAS's budget is split into the following sixteen divisions:

Public Facing Divisions

- **Consumer Protection** regulates 21 specific business types including short-term rentals, adult entertainment, marijuana businesses, taxis, - for-hire or TNC vehicles and others to protect consumers.
- **Customer Service** leads the City's 311 phone service and serves constituents through its Customer Service Bureau and eight customer service centers. The division also manages Americans with Disabilities Act Title II compliance and the state's Public Records Act.
- **License and Tax Administration** manages the City business licensing process and collects more than \$500 million in annual fees and taxes from 100,000 commercial enterprises doing business in the City.
- **Purchasing and Contracting** manages bids, public works and contracting needs. The division also supports the City's race and social justice initiative by expanding contracting equity for women- and minority-owned businesses and supporting labor equity on City construction projects.
- **Seattle Animal Shelter** promotes safety and animal welfare by enforcing animal laws, operating sheltering and adoption programs, managing a spay and neuter clinic and providing care and services for over 5,000 animals annually.
- **Treasury Services** receives, processes, reconciles and distributes the City's funds. Treasury also collects debts and monitors cash flow to ensure City operations, like utilities and payroll, are funded. They are the legal stewards of the City's cash assets.

Internal Facing Divisions

- **Accounting and Budget Services** provides everything from budget oversight to financial planning for FAS, other small departments and City executive offices to create transparent, understandable financial reports.
- **Business Systems** manages Citywide business processes and software to support financial activities across the organization, as well as across multiple jurisdictions in Western Washington
- **Capital Development** plans, designs and builds City structures, facilities and work spaces in a manner that is fiscally responsible, environmentally sustainable and responsibly compliant with equal access for all.
- **Citywide Accounting and Payroll** prepares the City's Comprehensive Annual Financial Report and other reports required by the State and Federal government to facilitate transparency in the City's 420,000-plus annual transactions. The division also implements standard accounting practices and manages all payroll.
- **Facility Operations** manages and maintains more than 120 public structures, including offices, parking garages, maintenance shops and police and fire stations.
- **Fleet Management** leads the procurement, maintenance and fueling for the City's 4,000-plus fleet, providing safe, cost-effective including supporting public safety vehicles and environmentally sustainable transportation for City employees.
- **Human Resources** partners with FAS' diverse group of divisions to support recruitment, hiring, compensation and classification, and performance management in a way that is equitable and fosters a respectful, collaborative and safe work environment.
- **Logistics and Emergency Management** leads emergency planning/procurement, security services, access management, janitorial services, warehouse operations and mail distribution for the City.

Department of Finance and Administrative Services

- **Real Estate Services** manages a Mayoral directive for innovative and efficient citywide real estate portfolio development. The team acquires, disposes of and leases real property for public purposes. The team also collaborates with City departments on real estate transactions.
- **Risk Management** reviews City contracts to specify appropriate insurance levels, advises City departments on how to reduce or avoid loss, adjusts claims for damages filed and administers all City insurance policies and the City's self-insurance program.

Internal service operations in FAS are primarily supported through charges to City departments and, in some cases such as when the City leases space, by private businesses or individuals. FAS also collects certain fees specifically to pay for its services, such as the Seattle Animal Shelter Spay and Neuter Clinic, pet licensing, the Weights and Measures program and for-hire driver licenses. The General Fund supports certain FAS services, including administration of the City's taxes and business licensing services.

Organizational Structure

In addition to the central FAS services mentioned above there are several budgetary units across the City for which FAS is not directly responsible for staffing or service provision but are housed within the FAS organizational structure. For these areas FAS works with the City Budget Office to facilitate resource requests and financial plans when required. Those units are:

- **Judgment and Claims**, which provides for the payment of legal claims and suits brought against the City government.
- **Jail Services**, which provides for the booking, housing, transporting and guarding of City inmates who are adults charged with or convicted of misdemeanor crimes alleged to have been committed within city limits.
- **Indigent Defense Services**, which secures legal defense services, as required by state law, for indigent people facing criminal charges in Seattle Municipal Court.
- **Transit Benefits**, which pays for the transit benefits offered to City employees.

Budget Snapshot

	2019 Actuals	2020 Adopted	2021 Proposed
Department Support			
General Fund Support	48,512,842	52,833,682	54,396,056
Other Funding - Operating	321,469,869	261,626,541	266,990,139
Total Operations	369,982,710	314,460,223	321,386,194
Capital Support			
General Fund Support	60,599	-	-
Other Funding - Capital	38,707,876	33,628,577	38,198,443
Total Capital	38,768,475	33,628,577	38,198,443
Total Appropriations	408,751,185	348,088,800	359,584,637
Full-Time Equivalents Total*	597.00	610.00	623.00

* FTE totals are provided for informational purposes only. Changes in FTEs resulting from City Council or Human Resources Director actions outside of the budget process may not be detailed here

Department of Finance and Administrative Services

Budget Overview

As an internal services department, the Department of Finance and Administration (FAS) supports all City departments through its fleets, facilities, customer service, finance, contracting and purchasing functions. FAS bills many of its functions to other City departments through central rates and allocations. FAS also performs general government functions, like business licensing and tax collection, consumer protection, parking meter collections, and operation of the Seattle Animal Shelter, which are funded directly in the General Fund.

The 2021 Proposed Budget includes a range of operating decreases and reprioritizations to reflect the pivot towards COVID-19 response and reopening in 2021 and the constrained revenue environment the City faces in 2021 and beyond. While most budget decisions impacting the department have been reductions there are some targeted increases including funding for FAS to implement the recently passed payroll tax, as well as capital investments in essential services such as a new Fire Station 31, replacement of the dock at the existing Fire Station 5, and expanded support for wheelchair accessible taxis. In addition to these key investments FAS is also working with Seattle IT and Seattle Department of Human Resources on the implementation of a Human Capital Management system to ensure the effectiveness of the City's payroll, human resources and timekeeping capabilities.

There are also technical changes in the 2021 Proposed Budget that increase appropriations in FAS, including the transfer of back office support for the City's accounting and financial system from Seattle IT, and the increase in debt service payments for capital investments.

Responding to COVID-19

Throughout 2020 FAS has been at the center of the City's response to the COVID-19 crisis. Establishing a central warehouse for city supplies, developing safety protocols for reopening, and working with the Seattle Fire Department (SFD) to find locations and set-up the four mass testing sites around the City are among the ongoing efforts of the department. These activities will continue in 2021 and as services at City buildings resume FAS will lead the effort to ensure they are safe and accessible to all. The majority of these expenses have been managed within the department's existing budget, or will be reimbursed by external revenues that will be reimbursed by separate legislation, and so the 2021 Proposed Budget does not contain large additional adds in this area.

However, the impact of the crisis on all City revenues is significant and this widespread reduction in revenues necessitates cuts from all City departments. Therefore, the 2021 Proposed Budget contains FAS reductions that are both directly and indirectly related to the COVID crisis. These reductions include the abrogation or defunding of positions in the Seattle Animal Shelter, Parking Meter Collection and City Finance. In addition, this budget reduces consultant and maintenance contracts in Fleet, City Finance and City Contracting. These reductions will impact ongoing maintenance and office support for these functions, however, they protect those services most directly related to working on the COVID-19 response and enable the department to continue its coordinating role in the effort to continue city operations.

Supporting Effective First Response

FAS is responsible for all of the City's public safety facilities, including maintenance on existing facilities and the design and construction of any new facilities. Previous budgets have provided funding for improvements to the Seattle Police Department (SPD) North Precinct and the SFD Joint Training Facility and work on these projects is ongoing. The 2021 Proposed Budget provides funding for the replacement of the dock at Fire Station 5 in downtown Seattle, ensuring that SFD will continue to have a main hub for water response on the Puget Sound.

In 2020, a new project was added to the Capital Improvement Plan (CIP) to construct a new Fire Station 31 in the Northgate neighborhood of Seattle. The project is currently in pre-design and will replace the smaller current site for Station 31, which has been in use for over 40 years. In addition to the major legislative action taken in 2020 to create the new project, the 2021 Proposed Budget adds resources for a temporary site for firefighters to work from during

Department of Finance and Administrative Services

the construction of the new facility and a technical change to recognize the debt service payments. This temporary facility will be operational in 2021.

Maintaining Critical Infrastructure

Investing in ongoing maintenance of City facilities is essential to ensure a smooth and safe working environment for employees and visitors. The 2020 Adopted Budget funded initial design work for the rehabilitation and replacement of the Seattle Municipal Tower (SMT) elevators. This design work will reach the 30% milestone in Q4 of 2020 and, in line with the City's policy for major capital projects, the 2021 Proposed budget provides funding for final design and construction work.

In addition to the capital improvements, the 2021 budget also provides operating funding for two maintenance related positions within the City's downtown facilities. The first is an elevator technician to improve response times to elevator issues and reduce the amount of time the elevators are out of service. The second is a janitorial position to help maintain City Hall and SMT and to support the running of the shelter facilities in City Hall. This combined capital and operating investment will enable City facilities to continue safely and effectively serve employees and the public.

Managing the City's Core Financial Operations

Citywide financial, accounting, payroll and treasury services are provided by FAS's Finance Business Unit. In recent years, the multiple software programs relied upon by all City of Seattle employees became outdated and, in some cases, have stopped being supported. The replacement of the City's previous financial system with the PeopleSoft 9.2 platform has benefited the City's audited and public-facing financial reports, as well as improving the consistency and accuracy of internal reporting for departments. To continue achieving efficiencies with the operation of this system, Seattle IT is transferring their support division to FAS. This follows best practice guidelines for one center of support for this platform.

The 2021 Proposed Budget also includes significant additions to FAS to fund a new Human Capital Management (HCM) system. This project is critical for citywide human resources, timekeeping and payroll, for which the current system will no longer be supported after 2023. The 2020 funding for the start of this project resides in both FAS and Seattle Information Technology Department (ITD). To begin the strategic planning for implementing a new system the 2021 budget includes positions in both FAS and Seattle Department of Human Resources (SDHR) and funding for a consultant contract in ITD.

Delivering a progressive taxation system

The 2020 Adopted Budget launched the City's Fare Share program with a tax on Transportation Network Companies (TNC), to support critical transportation and housing projects. As the citywide tax administrator, FAS is responsible for collecting this tax. Due to the COVID-19 crisis, implementation of this tax has been significantly delayed and positions that were planned for this work were not added. The 2021 Proposed Budget adds these positions to FAS.

Along with the new TNC tax the City has also begun the process of establishing a payroll tax on companies with high employee salaries. Establishing a new tax requires investment in technology and infrastructure, as well as resources for the essential work of rule making and policy development. This budget provides funding for FAS to begin the rulemaking and implementation of this proposal.

Expanding Use of Wheelchair Accessible Taxis

The City levies a \$0.10 surcharge on TNC, taxicab and for-hire vehicle rides to offset the higher operational costs for owners and operators of wheelchair accessible taxis (WATs), helping to ensure the economic sustainability of these services. Owners and operators of WATs may apply for reimbursement from the Wheelchair Accessible Services (WAS) Fund for eligible expenses, including vehicle costs associated with purchasing and retrofitting an accessible vehicle, extra fuel and maintenance costs and time involved in providing wheelchair accessible trips.

Department of Finance and Administrative Services

The 2021 Proposed Budget provides appropriation from the WAS Fund to support the development of a centralized dispatch system. Additionally, this proposal converts a temporary position that has been supporting this program into a permanent position

Reducing Parking Meter Coin Collection

FAS is responsible for the collection of coins from parking meters across the City. In recent years the number and usage of these meters has fallen significantly. Given this reduced usage, which has been exacerbated by the COVID-19 crisis, the need for coin collection has been reduced. The 2021 Proposed Budget eliminates some staffing and operational costs for coin collection, although there is still some resources allocated to the program. The program is not being eliminated to ensure that residents who are unbanked or underbanked are able to access these meters.

Redesigning the City's Jail Contract

Seattle and King County have experienced profound changes in 2020. The COVID-19 pandemic, the murder of George Floyd, and the call for decriminalization are resulting in demands for criminal justice reform in arrests, prosecution, sentencing and incarceration. These issues provided a catalyst to move Seattle and King County to review the current jail contract and how the jail population is managed. The City and County are working to complete an agreement that would redirect a share of the resources now spent on jail operations toward community-based supports to reduce the use of jail. This path forward offers more effective health and housing supports to the same communities where effects of the criminal legal system disproportionately fall. The County and the City will work collaboratively with representatives from affected communities to allocate these resources. As part of this agreement, a process will be established for ongoing monitoring of jail operations with the aim of providing appropriate services and care for those who are incarcerated.

Department of Finance and Administrative Services

Incremental Budget Changes

Department of Finance and Administrative Services

	Dollars	FTE
2021 Beginning Balance	343,816,812	610.00
Baseline		
Adjustment for One-Time Budget Changes	(5,766,000)	-
Proposed Operating		
Reduce Seattle Animal Shelter Support	(342,377)	(2.00)
Customer Service Center Reductions	(236,755)	-
Reduce Support in City Finance	(787,992)	(6.00)
General Operating Reductions Across FAS Divisions	(1,699,750)	(2.00)
Reduce Downtown Core Property Management	(243,000)	-
Reduce spending on periodic building maintenance projects for buildings outside the downtown core	(300,000)	-
Eliminate SeaPark Garage Maintenance Shop	(83,000)	-
Reduction in Parking Meter Collections	(223,539)	(2.00)
Human Capital Management Project Staffing Resources and Funding for Debt Service	198,238	1.00
Expanded Use of the Wheelchair Accessible Services Fund	1,140,000	1.00
Add Support to Implement the Payroll Tax	3,302,751	8.00
Position adds for TNC tax administration support	256,179	2.00
Transfer PeopleSoft Budget from ITD to FAS	7,528,305	9.00
Accounting and Administrative Services for the Office of Emergency Management	85,000	-
Maintain Affordable Housing Site (UW laundry)	250,000	-
Increase Elevator Maintenance Support	250,000	-
Increase Janitor Services for Downtown Core	200,703	1.00
Real Estate Services Division Support	404,500	2.00
Increased Purchasing Contract Rebate	-	-
Increase appropriation in Judgement and Claims	4,350,000	-
Waterfront Redevelopment LID Administration Resources	(88,573)	-
Supporting Pike Place Market Project Needs	6,000,000	-
Proposed Capital		
Fire Station 5 Dock Replacement and Utility Work	720,000	-
Reduction to the FAS ADA Improvement Project	(1,250,000)	-
Reduction to Asset Preservation Projects	(955,000)	-
Human Capital Management System	7,500,000	-
Seattle Municipal Tower Elevator Rehab	-	-
Fire Station 31 Temporary Station	1,300,000	-

Department of Finance and Administrative Services

FAS Budget System Replacement	500,000	-
Reduction to Municipal Energy Efficiency Program (MEEP)	(2,000,000)	-
Proposed Technical		
Fire Station 31 Debt Service Payments	326,854	-
Transfer of Encampment Cleanup Contract to SPU	(1,313,229)	-
Technical Adjustments	(8,607,214)	1.00
Interdepartmental revenue to support the Human Capital Management (HCM) Project	-	-
DON/BLM Lease Addition	360,000	-
2021 Revenues Update	-	-
FAS "Out Year" Base CIP Adjustment	3,200,000	-
Transit Benefit Fund Adjustment	(2,117,000)	-
Cost of Issuance and Debt Service BCL Adjustments	3,908,724	-
FAS Fund Balancing Entries	-	-
Total Incremental Changes	\$15,767,825	13.00
Total 2021 Proposed Budget	\$359,584,637	623.00

Description of Incremental Budget Changes

Baseline

Adjustment for One-Time Budget Changes

Expenditures	\$(5,766,000)
Revenues	\$(10,067,686)

This item includes budget adjustments for one-time changes in the 2020 Adopted Budget:

Proposed Operating

Reduce Seattle Animal Shelter Support

Expenditures	\$(342,377)
Position Allocation	(2.00)

This item decreases funding for the Seattle Animal Shelter Level to meet budget reductions due to economic challenges. This includes the abrogation of two positions, a 1.0 FTE Animal Control Officer II and 1.0 FTE Admin Specialist III which will create challenges in animal control enforcement functions, proactive pet license sale initiatives and goals, limiting capacity to improve programs (i.e. coordination of vital volunteer and foster care services), and decreasing amount of communications (social media, website) and community outreach. However, Animal Shelter core functions are maintained.

Customer Service Center Reductions

Expenditures	\$(236,755)
--------------	-------------

Department of Finance and Administrative Services

This proposal will decrease the FAS customer service function by \$236,755 in 2021 by reducing Customer Service Center (CSC) hours of operation. Some brick-and-mortar Customer Service Centers (CSCs) will eliminate hours of service, depending on location. The Mobile Customer Service Center (Mobile) will be taken out of service and the staff redeployed to the CSCs.

Reduce Support in City Finance

Expenditures	\$(787,992)
Position Allocation	(6.00)

This action will decrease various Budget Control Levels by \$787,992 in 2021 by abrogating six positions in the Department of Finance and Administrative Services (FAS) in the areas that support Treasury Services, License and Tax Administration and Business Systems to meet budget reductions due to economic challenges. The removal of these positions will reduce capacity and extend response times on PeopleSoft 9.2 requests, treasury functions and tax outreach, while still maintaining core operations .

General Operating Reductions Across FAS Divisions

Expenditures	\$(1,699,750)
Position Allocation	(2.00)

This action will decrease appropriation in several administrative business units in FAS by a total of \$1,699,750. This change includes the removal of six positions, including two abrogations, and \$60,000 in non-labor contracts administered by FAS. The areas impacted include financial support for small departments and executive offices, regulatory inspectors for Consumer Protection, internal FAS Human Resources, citywide purchasing and contracting and the priority hire program.

Reduce Downtown Core Property Management

Expenditures	\$(243,000)
--------------	-------------

This item will decrease downtown core facilities property management functions provided by FAS by \$243,000. This reduction will specifically impact property management and periodic maintenance at Seattle City Hall, Seattle Municipal Tower (SMT) and Seattle Justice Center (SJC). Impacted areas will include landscaping and green roof maintenance, as well as periodic projects such as HVAC and elevator repairs.

Reduce spending on periodic building maintenance projects for buildings outside the downtown core

Expenditures	\$(300,000)
--------------	-------------

This action will decrease appropriation by \$300,000 for periodic building maintenance projects in City facilities outside the downtown core, including fire stations, police precincts, Charles St. shops, Seattle Animal Shelter, and a number of other facilities and properties. Periodic projects are used to keep the facilities operational. Last year, FAS replaced or repaired over 20 HVAC units in several SPD and SFD facilities. This included projects to repair water and sewer lines, replace bad flooring, replace and upgrade fire alarm panels, upgrade outdated system software and provide asphalt repair. This reduction is equivalent to 30% of the overall budget in this area.

Eliminate SeaPark Garage Maintenance Shop

Expenditures	\$(83,000)
--------------	------------

This item closes the downtown SeaPark garage maintenance shop managed by FAS and saves \$83,000 in 2021. These shop functions will relocate to the Charles Street Shop which is located in the just south of the downtown core buildings.

Department of Finance and Administrative Services

Reduction in Parking Meter Collections

Expenditures	\$(223,539)
Position Allocation	(2.00)

Due to a decrease in the use of coins at parking meters, this item decreases appropriation for 2.0 FTE Parking Meter Collectors and associated operating costs. FAS will work with the Seattle Department of Transportation in 2021 on a proposal to potentially reduce the use of coins in parking meters with minimal impact to the unbanked and underbanked populations.

Human Capital Management Project Staffing Resources and Funding for Debt Service

Expenditures	\$198,238
Position Allocation	1.00

This item increases the FAS budget by \$198,238 to provide staffing support as well as debt service obligations for a multi-department technology project. The project replaces the aging Human Resource Information System (HRIS) with a new Human Capital Management (HCM) system, which includes the citywide payroll and benefit system. The timing of this project is critical for the citywide HR, Timekeeping and Payroll system, which will no longer be supported after 2023. The debt service obligation is to cover the funding for HCM capital project listed in the proposed capital item Human Capital Management System. Debt service payments are will be made using revenue recognized from proposed technical changes Interdepartmental Revenue to Support the Human Capital Management (HCM) Project.

Expanded Use of the Wheelchair Accessible Services Fund

Expenditures	\$1,140,000
Position Allocation	1.00

This action increases the FAS budget for the City's Wheelchair Accessible Services (WAS) Fund by \$1,140,000. Fund revenues are from a surcharge paid on each transportation network company (TNC), taxicab and for-hire vehicle trip originating within the Seattle city limits. Current appropriation authority for WAS spending is not sufficient to meet anticipated expenditures and revenues. The request also includes converting a temporary position into permanent funding and position authority.

Add Support to Implement the Payroll Tax

Expenditures	\$3,302,751
Position Allocation	8.00

This proposal adds funding needed to implement the Seattle Payroll Tax as passed in Ordinance 126108 in 2020. This request adds \$3.3 million in 2021 and eight FTEs in the Revenue Administration program in order to support the development and implementation of this tax. This item would fund one-time system implementations costs, and ongoing system and staffing resources, in areas such as rule making, tax collection and administration.

Position adds for TNC tax administration support

Expenditures	\$256,179
Position Allocation	2.00

In 2019 the Mayor's Fare Share proposal was passed, which funded critical transportation and housing projects in Seattle through a \$0.57 tax to Transportation Network Company (TNC) rides. As the City's tax administrator FAS was given resources to implement this tax, however, due to declining TNC rides in 2020 these positions were temporarily unfunded. This proposal adds back the 1.0 Tax Auditor, Sr. and 1.0 Treasury Cashier, Sr. to support the TNC tax ahead of continued implementation in 2021.

Department of Finance and Administrative Services

Transfer PeopleSoft Budget from ITD to FAS

Expenditures	\$7,528,305
Position Allocation	9.00

This item increases the FAS budget by \$7,528,305 and adds 9.0 FTE by transferring the Peoplesoft 9.2 team and associated budget from Seattle Information Technology Department (ITD) to FAS Business Systems division. In November 2019, ITD and FAS agreed to transfer the PeopleSoft Citywide Financial Enterprise System position support and service management to FAS Business Systems division. In this agreement, an MOU was developed and implemented in 2020 between the two departments, ITD and FAS, consolidating the management of PeopleSoft 9.2 and making the transition permanent in this budget. This function supports the financial system reimplementation and includes the increased contract maintenance of the system and continues the temporary employee support. This is a net neutral add of the City's budget as there is a corresponding reduction in the ITD budget combined with a reorganization within FAS that brings all PeopleSoft 9.2 functions into the same budget program.

Accounting and Administrative Services for the Office of Emergency Management

Expenditures	\$85,000
Revenues	\$85,000

This item increases the FAS budget to provide financial services to the newly created Office of Emergency Management Department (OEM). FAS will provides financial support to OEM, similar to the services FAS provides to the City's other small departments and executive offices.

Maintain Affordable Housing Site (UW laundry)

Expenditures	\$250,000
--------------	-----------

This action will increase appropriation authority by \$250,000 in operations and maintenance for the Office of Housing's (OH) Rainer site (formerly the Mount Baker UW Laundry site). FAS will be responsible for the security and maintenance of this facility prior to its redevelopment and this funding will ensure the site is maintained in a stable safe condition.

Increase Elevator Maintenance Support

Expenditures	\$250,000
--------------	-----------

This item will increase appropriation authority by \$250,000 to ensure critical elevator maintenance in City facilities. An addition of a dedicated technician to support the downtown core buildings will allow for onsite technical services during building operation hours, reduce response time for elevator entrapments, provide for additional service hours and enhance maintenance schedules.

Increase Janitor Services for Downtown Core

Expenditures	\$200,703
Position Allocation	1.00

This item will increase appropriation and add 1.0 FTE janitor to provide additional City Hall janitorial services to support the homeless shelter. There is an increased workload due to the shelter and current staffing levels cannot maintain the required cleaning in the downtown core buildings without additional staffing.

Real Estate Services Division Support

Expenditures	\$404,500
--------------	-----------

Department of Finance and Administrative Services

Position Allocation

2.00

This action increases appropriation and adds 2.0 FTE Strategic Advisers in the Real Estate Services Division to provide expertise and bandwidth to create centralized decision-making and execution of real estate transactional work for citywide efforts.

Increased Purchasing Contract Rebate

Revenues

\$100,000

This action increases one-time revenues by \$100,000 in Purchasing and Contracting for rebates from contracts with rebate requirements. FAS Purchasing and Contracting will monitor the contract rebate program in 2021 and will re-evaluate expected revenue if needed in the next budget cycle.

Increase appropriation in Judgment and Claims

Expenditures

\$4,350,000

Revenues

\$4,350,000

Starting in 2016, the Judgment and Claim Fund (JCF) expenditures have been showing a higher trend in the settlements and judgments in tort cases and an increase in the use of outside counsel. This trend continues through 2020 and is expected to remain high through 2021. In 2018, Resolution 31847 revised the JCF policies and increased the budget appropriation based on actuarial reports. The goal is to increase the confidence level each year to achieve 90% by 2023. For the 2021 budget the confidence level moves to 70% with a \$4.35 million increase. This approach is expected to work long-term once the short-term higher trend levels out.

Waterfront Redevelopment LID Administration Resources

Expenditures

\$(88,573)

This action reduces budget appropriation for administrative expenses associated with the implementation of the Central Waterfront Local Improvement District (LID). The 2021 LID Administration budget is funded by the Central Waterfront Interfund loan approved by Ordinance 125991 in November 2019. The Waterfront Interfund loan is anticipated to be repaid by future LID bonds issuances.

Supporting Pike Place Market Project Needs

Expenditures

\$6,000,000

The City is appropriating \$6 million in Limited Term General Obligation (LTGO) bond proceeds to Pike Place Market Preservation and Development Authority (PPMPDA) to ensure that the Market's facilities remain in good working condition during the financial downturn caused by the COVID pandemic, allowing PPMPDA to continue to provide opportunities for market farmers and small businesses while also providing residential opportunities for low-income people. The \$6 million in bond proceeds is a loan to the PPMPDA with bond proceeds to be used by PPMPDA to fund capital projects including repairs to roofing, floors, windows, plumbing, and elevators. Funds will not be dispersed to PPMPDA until the bonds are issued and the City and PPMPDA sign a lending agreement.

Proposed Capital

Fire Station 5 Dock Replacement and Utility Work

Expenditures

\$720,000

This item adds \$720,000 in 2021 to the Fire Station five project to fund the first stage of the replacement of the dock, and additional utility work inside the station. The 2021-2026 CIP also adds funding to 2022 to complete this work. In 2018 an engineering team discovered that the integrity of the concrete floating dock had deteriorated to

Department of Finance and Administrative Services

the point where the dock urgently needs to be replaced. Temporary repairs were performed to enable the Fire Station 5 crews to return and operate on this dock for a limited period to enable time for funding, design and construction to occur. This project was the highest priority for FAS in the 2021-2026 Capital Improvement Program funding was reallocated from ADA improvements and Asset Preservation work to fund this project.

Reduction to the FAS ADA Improvement Project

Expenditures \$(1,250,000)

This proposal reduces the ADA improvements project in FAS by \$1.25 million in 2021 in response to reduced REET revenue in 2021 and 2022. The reductions limit FAS' ability to remove remaining public-facing barriers and slows positive momentum in improving accessibility to City services mainly in Schedule 2 facilities. These facilities include police stations, fire stations and neighborhood service centers. Funding of \$1 million remains in this project in 2021 to allow some work to continue.

Reduction to Asset Preservation Projects

Expenditures \$(955,000)

This item reduces funding for 2021 in the Asset Preservation program. The Proposed 2021-2026 CIP has additional reductions in 2022. These reductions will defer most new major maintenance work in the City's downtown core properties, Seattle Municipal Tower (SMT), City Hall and the Justice Center, to at least 2023. This funding reduction enables FAS to focus funding on the highest priority Fire Station 5 projects.

Human Capital Management System

Expenditures \$7,500,000

This action adds a new capital technology project to the Department of Finance and Administrative (FAS) to plan for the replacement of the aging Human Resource Information System (HRIS) with a new Human Capital Management (HCM) system. The total project is estimated to be \$61 million funded with Limited Term General Obligation (LTGO) bonds and is included in the proposed 2021-2026 CIP. Staffing and other operating costs for this effort are in the companion operating change Human Capital Management Project Staffing Resources.

Seattle Municipal Tower Elevator Rehab

Expenditures -

This item confirms and funds the 2021 funding that was identified as "To Be Determined" in the 2020-2025 Adopted CIP. This project will fund the design and phased construction for the modernization of the elevators in the Seattle Municipal Tower (SMT). The SMT is approximately 30 years old, is 62 stories tall and contains approximately 840,000 square feet. The Tower's vertical transport system consists of 32 elevators and four escalators. Similar to much of the infrastructure and building systems in the aging SMT, portions of this transport system are reaching the end of their useful life expectancy based on historical industry standards and detailed evaluations by elevator specialists. Full details for years beyond 2021 are in the 2021-2026 Proposed CIP.

Fire Station 31 Temporary Station

Expenditures \$1,300,000

This item supports facility planning and development, including design, permitting and construction of an interim Fire Station 31 on a leased property. This completes funding added as part of the 2020 Adopted Budget. Lease payments for the interim site are also included at \$200,000 per year in the Proposed 2021-2026 CIP.

FAS Budget System Replacement

Department of Finance and Administrative Services

Expenditures	\$500,000
Revenues	\$500,000

This item adds \$500,000 to the FAS Budget System Replacement CIP project in 2020, funded with an interfund transfer from Seattle IT. This project will replace the Department of Finance and Administrative Services (FAS)' current outdated budget system with a system that meets FAS budget needs and ensures that budget and rates development is on time, accurate and compatible with other City software systems such as PeopleSoft 9.2.

Reduction to Municipal Energy Efficiency Program (MEEP)

Expenditures	\$(2,000,000)
--------------	---------------

This item reduces appropriation by \$2 million in 2021 to the Municipal Energy Efficiency Program (MEEP). This program is managed by the Office of Sustainability and the Environment (OSE) but housed administratively in the FAS capital program. This reduction is in response to reduced REET revenue in 2021 and because efforts to improve energy efficiency in City Buildings is increasingly funded within individual departmental projects.

Proposed Technical

Fire Station 31 Debt Service Payments

Expenditures	\$326,854
--------------	-----------

This item adds debt service payments for the new Fire Station 31 project, which is funded through LTGO bond issuances the first of which took place in 2020. The 2021-2026 Proposed CIP contains a series of bond issuance's between now and 2025. Planning for multiple bonds allows for adjustments in timing or scope if the project costs change.

Transfer of Encampment Cleanup Contract to SPU

Expenditures	\$(1,313,229)
Revenues	\$(1,313,229)

This item transfers the funding used to support encampment clean up from FAS to Seattle Public Utilities. There are no service level impacts, and no overall change to City costs.

Technical Adjustments

Expenditures	\$(8,607,214)
Revenues	\$13,100,250
Position Allocation	1.00

This action reflects baseline and technical adjustments to several divisions. These increases include baseline updates, technical adjustments, and changes to inflation compared to the 2020 Adopted Budget.

Interdepartmental revenue to support the Human Capital Management (HCM) Project

Revenues	\$3,038,000
----------	-------------

This item recognizes revenue from Seattle IT (ITD) and Seattle Department of Human Resources (SDHR) to support the Human Capital Management (HCM) project. This project is a multi year project between SDHR and IT to overhaul the City's comprehensive human resources infrastructure. The project will be financed with LTGO bond proceeds, and this revenue will be used to support debt service payments from 2021 to 2023. This transfer contains a \$2.3 million transfer from ITD and a \$738,000 transfer from SDHR.

Department of Finance and Administrative Services

DON/BLM Lease Addition

Expenditures	\$360,000
Revenues	\$360,000

This item continues funding for space lease that was appropriated in the 2020 3rd quarter supplemental for space leased by the Department of Neighborhoods (DON) for use by Seattle King County Black Lives Matter in coordination with the City of Seattle and Seattle King County Public Health. The space is leased for the following phased purposes. 1) Direct services 2) Service coordination location 3) Potential night shelter/day resource and hygiene center.

2021 Revenues Update

Revenues	\$(5,230,309)
----------	---------------

This technical adjustment updates revenues charged to other departments for FAS services to 2021 amounts.

FAS "Out Year" Base CIP Adjustment

Expenditures	\$3,200,000
--------------	-------------

This technical CIP adjustment applies Council changes made during 2020 to the "out years" (2021-2025) of the CIP projects. This change reestablishes the budget from which the 2021-2026 Proposed CIP incremental changes are applied.

Transit Benefit Fund Adjustment

Expenditures	\$(2,117,000)
Revenues	\$(2,117,000)

This change reduces appropriations and revenues from 2021 baseline by \$2,117,000 in the Transit Benefit Fund (63000) to pay for employee transit benefits according to expected costs in 2021. This reduction is due to expected continuing reduced employee transit ridership into 2021 in response to COVID-19.

Cost of Issuance and Debt Service BCL Adjustments

Expenditures	\$3,908,724
--------------	-------------

This item adjusts the General Bond Interest Redemption Fund (BIRF) to reflect the actual debt service payments out of the BIRF for 2021. These changes are primarily driven by the Build America Bonds tax credit. This change request also trues up the cost of issuance out of the 2021 bond funds (Tax Exempt and Taxable) to reflect the updated issuance amounts. Refer to the individual department budget pages for more information on projects using debt financing.

FAS Fund Balancing Entries

Revenues	\$(7,602,688)
----------	---------------

This is a technical item to balance revenues and expenditures for the Funds managed by this department.

Department of Finance and Administrative Services

Expenditure Overview

Appropriations	2019 Actuals	2020 Adopted	2021 Proposed
FAS - BC-FA- SPSFDEBT - Seattle Public Safety Facilities Debt Service			
30010 - REET I Capital Fund	-	-	-
Total for BSL: BC-FA- SPSFDEBT	-	-	-
FAS - BC-FA-A1IT - Information Technology			
36200 - 2015 Multipurpose LTGO Bond Fund	85,830	-	-
36500 - 2018 Multipurpose LTGO Bond Fund	81,163	-	-
36600 - 2019 Multipurpose LTGO Bond Fund	101,568	-	-
36700 - 2020 Multipurpose LTGO Bond Fund	-	1,470,000	-
36800 - 2021 Multipurpose LTGO Bond Fund	-	-	7,500,000
36900 - 2022 Multipurpose LTGO Bond Fund	-	-	-
50300 - Finance and Administrative Services Fund	(29,354)	-	500,000
Total for BSL: BC-FA-A1IT	239,206	1,470,000	8,000,000
FAS - BC-FA-ADAIMPR - ADA Improvements			
30010 - REET I Capital Fund	419,637	750,000	1,000,000
Total for BSL: BC-FA-ADAIMPR	419,637	750,000	1,000,000
FAS - BC-FA-APSCH1FAC - Asset Preservation - Schedule 1 Facilities			
30010 - REET I Capital Fund	2,469,438	1,400,000	-
36600 - 2019 Multipurpose LTGO Bond Fund	2,373,542	-	-
36700 - 2020 Multipurpose LTGO Bond Fund	-	8,000,000	-
36800 - 2021 Multipurpose LTGO Bond Fund	-	-	8,500,000
36900 - 2022 Multipurpose LTGO Bond Fund	-	-	-
50322 - Facility Asset Preservation Fund	3,546,631	2,152,000	2,152,000
Total for BSL: BC-FA-APSCH1FAC	8,389,611	11,552,000	10,652,000
FAS - BC-FA-APSCH2FAC - Asset Preservation - Schedule 2 Facilities			
30010 - REET I Capital Fund	199,325	3,000,000	1,545,000
50322 - Facility Asset Preservation Fund	1,247,221	1,848,000	1,848,000
Total for BSL: BC-FA-APSCH2FAC	1,446,545	4,848,000	3,393,000
FAS - BC-FA-EXTPROJ - FAS Oversight-External Projects			
00100 - General Fund	60,599	-	-
00164 - Unrestricted Cumulative Reserve Fund	57,025	-	-
30010 - REET I Capital Fund	2,065,093	1,092,446	2,500,000
Total for BSL: BC-FA-EXTPROJ	2,182,717	1,092,446	2,500,000
FAS - BC-FA-FASPD - FAS Project Delivery Services			

Department of Finance and Administrative Services

50300 - Finance and Administrative Services Fund	13,833,443	3,500,000	3,500,000
Total for BSL: BC-FA-FASPD	13,833,443	3,500,000	3,500,000
FAS - BC-FA-GARDENREM - Garden of Remembrance			
00164 - Unrestricted Cumulative Reserve Fund	28,394	29,218	30,065
15040 - Garden Capital Trust Fund	15,475	-	-
Total for BSL: BC-FA-GARDENREM	43,869	29,218	30,065
FAS - BC-FA-GOVTFAC - General Government Facilities - General			
00164 - Unrestricted Cumulative Reserve Fund	-	250,000	-
30010 - REET I Capital Fund	4,310,036	4,750,000	180,000
30020 - REET II Capital Fund	14,523	-	-
34440 - 2003 Fire Facilities Levy Fund	55,823	-	-
36300 - 2016 Multipurpose LTGO Bond Fund	229,835	-	-
50300 - Finance and Administrative Services Fund	2,579,992	-	-
Total for BSL: BC-FA-GOVTFAC	7,190,210	5,000,000	180,000
FAS - BC-FA-MAINTSHYD - Maintenance Shops and Yards			
30010 - REET I Capital Fund	(890)	-	-
Total for BSL: BC-FA-MAINTSHYD	(890)	-	-
FAS - BC-FA-NBHFIRES - Neighborhood Fire Stations			
30010 - REET I Capital Fund	3,455,531	3,386,913	3,723,378
34440 - 2003 Fire Facilities Levy Fund	15,171	-	-
36200 - 2015 Multipurpose LTGO Bond Fund	198	-	-
36400 - 2017 Multipurpose LTGO Bond Fund	42	-	-
Total for BSL: BC-FA-NBHFIRES	3,470,941	3,386,913	3,723,378
FAS - BC-FA-PRELIMENG - Preliminary Engineering			
30010 - REET I Capital Fund	31,824	-	-
Total for BSL: BC-FA-PRELIMENG	31,824	-	-
FAS - BC-FA-PSFACFIRES - Public Safety Facilities Fire			
30010 - REET I Capital Fund	282,011	2,000,000	2,020,000
36300 - 2016 Multipurpose LTGO Bond Fund	44,187	-	-
36400 - 2017 Multipurpose LTGO Bond Fund	11,999	-	-
36800 - 2021 Multipurpose LTGO Bond Fund	-	-	3,200,000
TBD - To Be Determined	-	-	-
Total for BSL: BC-FA-PSFACFIRES	338,197	2,000,000	5,220,000
FAS - BC-FA-PSFACPOL - Public Safety Facilities Police			
30010 - REET I Capital Fund	1,182,315	-	-

Department of Finance and Administrative Services

36300 - 2016 Multipurpose LTGO Bond Fund	851	-	-
Total for BSL: BC-FA-PSFACPOL	1,183,166	-	-
FAS - BO-FA-BUDCENTR - Leadership and Administration			
50300 - Finance and Administrative Services Fund	854	-	-
Total for BSL: BO-FA-BUDCENTR	854	-	-
FAS - BO-FA-CDCM - Capital Dev and Const Mgmt			
50300 - Finance and Administrative Services Fund	-	-	-
Total for BSL: BO-FA-CDCM	-	-	-
FAS - BO-FA-CITYFINAN - City Finance			
00100 - General Fund	6,043,440	8,187,111	9,879,698
50300 - Finance and Administrative Services Fund	24,384,001	23,649,860	31,524,171
Total for BSL: BO-FA-CITYFINAN	30,427,440	31,836,971	41,403,869
FAS - BO-FA-CITYSVCS - City Services			
50300 - Finance and Administrative Services Fund	2,745,115	3,578,182	2,485,743
Total for BSL: BO-FA-CITYSVCS	2,745,115	3,578,182	2,485,743
FAS - BO-FA-CJ000 - Judgment & Claims Claims			
00126 - Judgment/Claims Fund	7,205,091	3,524,179	3,524,179
Total for BSL: BO-FA-CJ000	7,205,091	3,524,179	3,524,179
FAS - BO-FA-CPCS - City Purchasing and Contracting Services			
50300 - Finance and Administrative Services Fund	9,397,222	10,903,525	10,849,926
Total for BSL: BO-FA-CPCS	9,397,222	10,903,525	10,849,926
FAS - BO-FA-DEBTBIRF - Bond Interest and Redemption			
20130 - LTGO Bond Interest and Redemption Fund	96,927,972	2,353,798	1,965,571
20139 - PPM Loan Repayment Fund	469,875	-	-
Total for BSL: BO-FA-DEBTBIRF	97,397,847	2,353,798	1,965,571
FAS - BO-FA-DEBTISS-L - Debt Issuance Cost - LTGO			
36600 - 2019 Multipurpose LTGO Bond Fund	134,498	-	-
36610 - 2019 LTGO Taxable Bond Fund	94,013	-	-
36700 - 2020 Multipurpose LTGO Bond Fund	-	1,308,030	-
36710 - 2020 LTGO Taxable Bond Fund	-	591,750	-
36800 - 2021 Multipurpose LTGO Bond Fund	-	-	2,616,481
36810 - 2021 LTGO Taxable Bond Fund	-	-	3,577,800
Total for BSL: BO-FA-DEBTISS-L	228,511	1,899,780	6,194,281

Department of Finance and Administrative Services

FAS - BO-FA-DEBTUTGO - UTGO Debt Service

20140 - UTGO Bond Interest Redemption Fund	22,768,800	22,761,750	22,764,200
Total for BSL: BO-FA-DEBTUTGO	22,768,800	22,761,750	22,764,200

FAS - BO-FA-FACILITY - Facilities Services

00100 - General Fund	1,215,058	-	-
50300 - Finance and Administrative Services Fund	77,578,898	81,620,379	87,128,246
Total for BSL: BO-FA-FACILITY	78,793,956	81,620,379	87,128,246

FAS - BO-FA-FILELOC - FileLocal Agency

67600 - FileLocal Agency Fund	371,035	435,958	365,395
Total for BSL: BO-FA-FILELOC	371,035	435,958	365,395

FAS - BO-FA-FLEETCAP - Fleet Capital Program

50321 - Fleet Capital Fund	15,069,032	24,052,848	14,500,000
Total for BSL: BO-FA-FLEETCAP	15,069,032	24,052,848	14,500,000

FAS - BO-FA-FLEETS - Fleet Services

50300 - Finance and Administrative Services Fund	37,435,972	42,917,632	41,571,657
Total for BSL: BO-FA-FLEETS	37,435,972	42,917,632	41,571,657

FAS - BO-FA-INDGTDEF - Indigent Defense Services

00100 - General Fund	9,168,751	9,606,474	9,606,474
Total for BSL: BO-FA-INDGTDEF	9,168,751	9,606,474	9,606,474

FAS - BO-FA-JAILSVCS - Jail Services

00100 - General Fund	17,895,224	18,539,147	18,539,147
Total for BSL: BO-FA-JAILSVCS	17,895,224	18,539,147	18,539,147

FAS - BO-FA-JR000 - Judgment & Claims Litigation

00126 - Judgment/Claims Fund	10,670,531	23,486,561	22,836,561
Total for BSL: BO-FA-JR000	10,670,531	23,486,561	22,836,561

FAS - BO-FA-JR010 - Judgment & Claims General Legal

00126 - Judgment/Claims Fund	-	88,321	88,321
Total for BSL: BO-FA-JR010	-	88,321	88,321

FAS - BO-FA-JR020 - Judgment & Claims Police Action

00126 - Judgment/Claims Fund	1,335,261	1,120,918	1,120,918
Total for BSL: BO-FA-JR020	1,335,261	1,120,918	1,120,918

FAS - BO-FA-OCS - Office of Constituent Services

Department of Finance and Administrative Services

50300 - Finance and Administrative Services Fund	5,988,270	7,056,906	6,725,328
Total for BSL: BO-FA-OCS	5,988,270	7,056,906	6,725,328
FAS - BO-FA-PPM - Pike Place Mkt			
36810 - 2021 LTGO Taxable Bond Fund	-	-	6,000,000
Total for BSL: BO-FA-PPM	-	-	6,000,000
FAS - BO-FA-RCCP - Regulatory Compliance and Consumer Protection			
00100 - General Fund	8,838,385	9,781,700	9,760,735
Total for BSL: BO-FA-RCCP	8,838,385	9,781,700	9,760,735
FAS - BO-FA-SAS - Seattle Animal Shelter			
00100 - General Fund	5,351,984	6,719,249	6,610,002
Total for BSL: BO-FA-SAS	5,351,984	6,719,249	6,610,002
FAS - BO-FA-TRNSTBNFT - Transit Benefit			
63000 - Transit Benefit Fund	6,480,381	7,113,000	4,996,000
Total for BSL: BO-FA-TRNSTBNFT	6,480,381	7,113,000	4,996,000
FAS - BO-FA-WATERFRNT - Central Waterfront Improvement Program Financial Support			
35040 - Waterfront LID #6751	-	-	1,250,000
35900 - Central Waterfront Improvement Fund	1,547,298	3,435,569	-
Total for BSL: BO-FA-WATERFRNT	1,547,298	3,435,569	1,250,000
FAS - BO-FA-WHLCHR - Wheelchair Accessible Services			
12100 - Wheelchair Accessible Fund	865,749	1,627,375	1,099,641
Total for BSL: BO-FA-WHLCHR	865,749	1,627,375	1,099,641
Department Total	434,152,890	348,088,800	359,584,637
Department Full-Time Equivalents Total*	597.00	610.00	623.00

* FTE totals are provided for informational purposes only. Changes in FTEs resulting from City Council or Human Resources Director actions outside of the budget process may not be detailed here

Department of Finance and Administrative Services

Budget Summary by Fund Department of Finance and Administrative Services

	2019 Actuals	2020 Adopted	2021 Proposed
00100 - General Fund	48,573,440	52,833,682	54,396,056
00126 - Judgment/Claims Fund	19,210,883	28,219,979	27,569,979
00164 - Unrestricted Cumulative Reserve Fund	85,419	279,218	30,065
12100 - Wheelchair Accessible Fund	865,749	1,627,375	1,099,641
15040 - Garden Capital Trust Fund	15,475	-	-
20130 - LTGO Bond Interest and Redemption Fund	96,927,972	2,353,798	1,965,571
20139 - PPM Loan Repayment Fund	469,875	-	-
20140 - UTGO Bond Interest Redemption Fund	22,768,800	22,761,750	22,764,200
30010 - REET I Capital Fund	14,414,320	16,379,359	10,968,378
30020 - REET II Capital Fund	14,523	-	-
34440 - 2003 Fire Facilities Levy Fund	70,994	-	-
35040 - Waterfront LID #6751	-	-	1,250,000
35900 - Central Waterfront Improvement Fund	1,547,298	3,435,569	-
36200 - 2015 Multipurpose LTGO Bond Fund	86,027	-	-
36300 - 2016 Multipurpose LTGO Bond Fund	274,873	-	-
36400 - 2017 Multipurpose LTGO Bond Fund	12,041	-	-
36500 - 2018 Multipurpose LTGO Bond Fund	81,163	-	-
36600 - 2019 Multipurpose LTGO Bond Fund	2,609,607	-	-
36610 - 2019 LTGO Taxable Bond Fund	94,013	-	-
36700 - 2020 Multipurpose LTGO Bond Fund	-	10,778,030	-
36710 - 2020 LTGO Taxable Bond Fund	-	591,750	-
36800 - 2021 Multipurpose LTGO Bond Fund	-	-	21,816,481
36810 - 2021 LTGO Taxable Bond Fund	-	-	9,577,800
36900 - 2022 Multipurpose LTGO Bond Fund	-	-	-
50300 - Finance and Administrative Services Fund	173,914,413	173,226,484	184,285,071
50321 - Fleet Capital Fund	15,069,032	24,052,848	14,500,000
50322 - Facility Asset Preservation Fund	4,793,851	4,000,000	4,000,000
63000 - Transit Benefit Fund	6,480,381	7,113,000	4,996,000
67600 - FileLocal Agency Fund	371,035	435,958	365,395
TBD - To Be Determined	-	-	-
Budget Totals for FAS	408,751,185	348,088,800	359,584,637

Department of Finance and Administrative Services

Revenue Overview

2021 Estimated Revenues

Account Code	Account Name	2019 Actuals	2020 Adopted	2021 Proposed
311010	Real & Personal Property Taxes	268,249,512	-	-
311020	Sale Of Tax Title Property	5,254	-	-
313010	Sales & Use Tax-Local Share	268,955,034	-	-
313030	Sales & Use Tax-Brkrd Nat Gas	1,502,016	-	-
313040	Sales & Use Tax-Crim Justice	23,006,203	-	-
316010	B&O Tax	268,490,802	-	-
316020	B&O Tax-Admissions Rev	10,300,615	-	-
316040	B&O Tax-Admissions Surcharge	10,674	-	-
316070	B&O Tax-Gas Utility	9,234,298	-	-
316080	B&O Tax-Garbage Utility	1,574,194	-	-
316100	B&O Tax-Cable Tv Utility	13,968,207	-	-
316110	B&O Tax-Telephone/Graph Util	15,061,805	-	-
316120	B&O Tax-Steam Utility	1,306,531	-	-
316130	B&O Tax-Electric Utility	57,309,943	-	-
316140	B&O Tax-Water Utility	34,467,729	-	-
316150	B&O Tax-Sewer Utility	36,369,271	-	-
316160	B&O Tax-Solid Waste Utility	22,031,211	-	-
316170	B&O Tax-Drainage Utility	16,800,446	-	-
316180	B&O Tax-Trans Fee-In City	6,388,379	-	-
316190	B&O Tax-Trans Fee-Out City	37,403	-	-
317040	Leasehold Excise Tax Rev	6,489,762	-	-
317060	Gambling Excise Tax Rev	427,008	-	-
317090	Short Term Rental Tax	6,845,016	-	-
318010	Operating Assessments	(2,540)	-	-
318030	Business & Occup Tax Penalties	2,455,416	-	-
318040	Business & Occup Tax Interest	485,791	-	-
318050	Admission Tx Penalties & Inter	31,562	-	-
318070	Utility Tx Penalties & Int	48,344	-	-
318100	Sweetened Beverage Tax	24,100,611	-	-
318110	Firearms & Ammunition Tax	35,399	-	-
318120	Sweet Bev Tax Penalty and Int	72,679	-	-
321010	Bus Lic&Perm-Police Alrm Mon	1,856,654	785,000	785,000
321020	Bus Lic&Perm-Prof/Occup	694,620	2,067,990	2,053,300
321030	BUS LIC&PERM	846,143	606,343	230,000
321040	Bus Lic&Perm-For Hire Driver	72,750	192,905	60,000

Department of Finance and Administrative Services

321050	Bus Lic&Perm-Tran Net Co Fee	3,775,695	2,128,407	1,905,600
321060	Bus Lic&Perm-Tow Oper/Comp	10,005	8,250	14,000
321070	Bus Lic&Perm-Panoram	570	3,750	950
321080	Bus Lic&Perm-Bus Penalties	39,374	171,000	150,000
321100	Bus Lic&Perm-Business Gen	17,820,655	-	-
321900	Bus Lic&Perm-Other	547,095	97,500	95,000
322130	Nonbus Lic&Perm-Cats	387,018	441,882	313,484
322140	Nonbus Lic&Perm-Dog	1,292,043	1,329,309	1,046,512
322200	Nonbus Lic&Perm-Lt Fees Taxi	8,890	-	-
322210	Nonbus Lic&Perm-Fines Taxi	10,168	15,198	-
322230	Nonbus Lic&Perm-Tow Late Fees	300	-	-
322900	Nonbus Lic&Perm-Other	1,460	-	-
335010	Marijuana Enforcement	1,409,596	-	-
335030	Vessel Registration Fees	141,672	-	-
335070	Criminal Justice Hi Crm	2,011,922	-	-
335080	Criminal Justice Pop	1,172,037	-	-
335090	Criminal Justice Dcd #1	798,884	-	-
335120	Rev Sharing Dui-Cities	101,772	-	-
335140	Liquor Excise Tax	4,081,793	-	-
335150	Liquor Board Profits	5,954,032	-	-
341060	Photocopy Svcs	8	-	-
341180	Legal Service Fees	13,002	-	-
341200	Scanning Systems License	193,994	143,497	130,000
341210	St Wts & Meas Dev Reg Fees	72,300	99,955	74,000
341220	Animal Control Admin Fees	27,661	40,405	19,363
341230	Adoption Fees	95,537	54,275	95,589
341240	Kennel Fees	14,999	31,847	10,499
341250	Spay & Neuter Fees	317,349	403,774	209,736
341260	Surrender Fees	-	12,692	-
341300	Administrative Fees & Charges	(29,416)	-	-
341360	Fees	16,600	20,000	-
341370	Fees - Limo Inspections	281,064	37,000	-
341380	Fees - Limo Payments From St	-	240,000	135,000
341900	General Government-Other Rev	934,818	139,188	59,683
342160	False Alarm Fees	1,450,520	-	-
348120	Isf-Fas Alloc	21,275	21,717	50,000
350090	City Litigation Recoveries	141,685	-	-
350170	Penalties On Deliquent Recs	113,173	-	-
350190	Nsf Check Fees	4,223	-	-
360000	Miscellaneous Revs	-	-	(1,158,810)
360020	Inv Earn-Residual Cash	3,652,100	-	-

Department of Finance and Administrative Services

360130	Interest On Contracts/Notes Re	554,834	-	-
360180	Penalties-Spec Assessments	50,416	-	-
360220	Interest Earned On Delinquent A	(3,677)	-	-
360540	Cashiers Overages & Shortages	(107)	-	-
360750	Misc Reimb Adj-Pers & Other	103,320	-	151,269
360900	Miscellaneous Revs-Other Rev	843,686	964,395	688,000
Total Revenues for: 00100 - General Fund		1,147,963,086	10,056,279	7,118,175
341180	Legal Service Fees	494,642	-	-
350090	City Litigation Recoveries	12,906	-	-
360420	Other Judgments & Settlements	13,862,218	14,858,125	14,858,125
397010	Operating Transfers In	5,000,000	13,361,854	12,711,854
Total Revenues for: 00126 - Judgment/Claims Fund		19,369,765	28,219,979	27,569,979
334010	State Grants	350,000	-	-
360020	Inv Earn-Residual Cash	3,747,864	-	-
360290	Parking Fees	19,907	-	-
Total Revenues for: 00164 - Unrestricted Cumulative Reserve Fund		4,117,771	-	-
360020	Inv Earn-Residual Cash	(11,560)	-	-
Total Revenues for: 10101 - Cable TV Franchise Fund		(11,560)	-	-
309010	Non-Operating Revenues	(21,154,126)	-	-
Total Revenues for: 10110 - Industrial Insurance Fund		(21,154,126)	-	-
309010	Non-Operating Revenues	(2,126,582)	-	-
Total Revenues for: 10111 - Unemployment Insurance Fund		(2,126,582)	-	-
309010	Non-Operating Revenues	(208,085,649)	-	-
Total Revenues for: 10112 - Health Care Fund		(208,085,649)	-	-
309010	Non-Operating Revenues	(773,598)	-	-
360020	Inv Earn-Residual Cash	10,321	-	-
Total Revenues for: 10113 - Group Term Life Fund		(763,277)	-	-
360020	Inv Earn-Residual Cash	285,921	-	-
Total Revenues for: 10200 - Park And Recreation Fund		285,921	-	-
360020	Inv Earn-Residual Cash	6,230	-	-
Total Revenues for: 10394 - Bridging The Gap Levy Fund		6,230	-	-
360020	Inv Earn-Residual Cash	1,318,334	-	-
Total Revenues for: 10398 - Move Seattle Levy Fund		1,318,334	-	-
360020	Inv Earn-Residual Cash	(2,333)	-	-
Total Revenues for: 10800 - Seattle Streetcar Operations		(2,333)	-	-

Department of Finance and Administrative Services

311010	Real & Personal Property Taxes	430	-	-
360020	Inv Earn-Residual Cash	8,981	-	-
Total Revenues for: 11010 - Pike Place Market Renovation		9,411	-	-
360020	Inv Earn-Residual Cash	39,770	-	-
Total Revenues for: 11410 - Seattle Center Fund		39,770	-	-
360020	Inv Earn-Residual Cash	(35,158)	-	-
Total Revenues for: 11430 - Seattle Center McCaw Hall Fund		(35,158)	-	-
321030	BUS LIC&PERM	222,290	-	-
321050	Bus Lic&Perm-Tran Net Co Fee	2,696,925	2,615,900	1,014,661
360020	Inv Earn-Residual Cash	139,304	-	-
Total Revenues for: 12100 - Wheelchair Accessible Fund		3,058,519	2,615,900	1,014,661
400000	Use of/Contribution to Fund Balance	-	(988,525)	84,980
Total Resources for:12100 - Wheelchair Accessible Fund		3,058,519	1,627,375	1,099,641
360020	Inv Earn-Residual Cash	116,988	-	-
Total Revenues for: 12300 - Election Vouchers Fund		116,988	-	-
360020	Inv Earn-Residual Cash	151,269	-	-
Total Revenues for: 12400 - Arts and Culture Fund		151,269	-	-
360020	Inv Earn-Residual Cash	329,621	-	-
360320	Rent From Operating Property	68,254	-	-
Total Revenues for: 13000 - Transportation Fund		397,875	-	-
360020	Inv Earn-Residual Cash	5,671	-	-
Total Revenues for: 15010 - Bagley Wright Theatre Fund		5,671	-	-
360020	Inv Earn-Residual Cash	11,740	-	-
Total Revenues for: 15020 - Transportation Systems Mgmt		11,740	-	-
360020	Inv Earn-Residual Cash	31,184	-	-
Total Revenues for: 15030 - Downtown Health/Human Services		31,184	-	-
360020	Inv Earn-Residual Cash	4,920	-	-
397010	Operating Transfers In	28,394	-	-
Total Revenues for: 15040 - Garden Capital Trust Fund		33,314	-	-
360020	Inv Earn-Residual Cash	(68)	-	-
Total Revenues for: 15050 - Drug Enforcement Forfeiture		(68)	-	-
360020	Inv Earn-Residual Cash	(76)	-	-
Total Revenues for: 15060 - Vice Enforcement/ML Forfeiture		(76)	-	-
360020	Inv Earn-Residual Cash	(223)	-	-
Total Revenues for: 15070 - Money Laundering Forfeiture		(223)	-	-

Department of Finance and Administrative Services

360020	Inv Earn-Residual Cash	4,236	-	-
Total Revenues for: 15090 - Gift Catalog - Arts & Culture		4,236	-	-
360020	Inv Earn-Residual Cash	308	-	-
Total Revenues for: 15100 - Mayor's Small Business TF		308	-	-
360020	Inv Earn-Residual Cash	56	-	-
Total Revenues for: 15110 - Historical Record Preservation		56	-	-
360020	Inv Earn-Residual Cash	4	-	-
Total Revenues for: 15120 - Seattle Climate Action Now		4	-	-
360020	Inv Earn-Residual Cash	5	-	-
Total Revenues for: 15130 - Gift Catalog - SDOT		5	-	-
360020	Inv Earn-Residual Cash	9	-	-
Total Revenues for: 15140 - SFD - General Donations		9	-	-
360020	Inv Earn-Residual Cash	241	-	-
Total Revenues for: 15150 - SFD - Fire Prevention Training		241	-	-
360020	Inv Earn-Residual Cash	359	-	-
Total Revenues for: 15160 - SFD - CPR Training Medic II		359	-	-
360020	Inv Earn-Residual Cash	22,723	-	-
Total Revenues for: 15170 - SFD - Medic I Program Donation		22,723	-	-
360020	Inv Earn-Residual Cash	-	-	-
Total Revenues for: 15180 - SFD - B Levy Medical Aid Unit		-	-	-
360020	Inv Earn-Residual Cash	154	-	-
Total Revenues for: 15190 - SFD - Molly Matthews Memorial		154	-	-
360020	Inv Earn-Residual Cash	653	-	-
Total Revenues for: 15200 - SFD - Fire & Hazard Mitigation		653	-	-
360020	Inv Earn-Residual Cash	2,817	-	-
Total Revenues for: 15210 - Prostituted Children Rescue Fd		2,817	-	-
360020	Inv Earn-Residual Cash	22,746	-	-
Total Revenues for: 15220 - Community Services Donations		22,746	-	-
360020	Inv Earn-Residual Cash	757	-	-
Total Revenues for: 15230 - OCR Public Info/Educ Projects		757	-	-
360020	Inv Earn-Residual Cash	362	-	-
Total Revenues for: 15240 - P-Patch Gardenship Donations		362	-	-
360020	Inv Earn-Residual Cash	366	-	-

Department of Finance and Administrative Services

Total Revenues for: 15250 - Gift Catalog - CBO		366	-	-
360020	Inv Earn-Residual Cash	1,316	-	-
Total Revenues for: 15270 - Off-Leash Area Donation Fund		1,316	-	-
360020	Inv Earn-Residual Cash	4,688	-	-
Total Revenues for: 15280 - Gift Catalog - Parks		4,688	-	-
360020	Inv Earn-Residual Cash	165	-	-
Total Revenues for: 15290 - South Lake Union Park Trust		165	-	-
360020	Inv Earn-Residual Cash	(335)	-	-
Total Revenues for: 15300 - Gift Catalog - SDHR		(335)	-	-
360020	Inv Earn-Residual Cash	(218)	-	-
Total Revenues for: 15310 - Gift Catalog - Police		(218)	-	-
360020	Inv Earn-Residual Cash	8	-	-
Total Revenues for: 15320 - Gift Catalog - Public Health		8	-	-
360020	Inv Earn-Residual Cash	487	-	-
Total Revenues for: 15330 - Gift Catalog - Seattle Center		487	-	-
360020	Inv Earn-Residual Cash	186,734	-	-
Total Revenues for: 15350 - Library Trust & Memorial Fund		186,734	-	-
360020	Inv Earn-Residual Cash	32,024	-	-
Total Revenues for: 16200 - Human Services Fund		32,024	-	-
360020	Inv Earn-Residual Cash	7,530	-	-
Total Revenues for: 16402 - 2002 Levy Very LIH Fund		7,530	-	-
360020	Inv Earn-Residual Cash	87,522	-	-
Total Revenues for: 16403 - 2002 Levy Multipurpose Fund		87,522	-	-
360020	Inv Earn-Residual Cash	87,757	-	-
Total Revenues for: 16404 - 2002 Levy O&M Fund		87,757	-	-
360020	Inv Earn-Residual Cash	31,026	-	-
Total Revenues for: 16410 - 1986 Housing Levy Capital Fund		31,026	-	-
360020	Inv Earn-Residual Cash	71,417	-	-
Total Revenues for: 16411 - 1995 Housing Levy Capital Fund		71,417	-	-
360020	Inv Earn-Residual Cash	71,347	-	-
Total Revenues for: 16412 - 1995 Levy O&M Fund		71,347	-	-
360020	Inv Earn-Residual Cash	25,975	-	-
Total Revenues for: 16413 - 1995 Levy Homebuyer Assist		25,975	-	-

Department of Finance and Administrative Services

360020	Inv Earn-Residual Cash	272,044	-	-
Total Revenues for: 16416 - 2009 Housing Levy Capital Fund		272,044	-	-
360020	Inv Earn-Residual Cash	129,420	-	-
Total Revenues for: 16417 - 2009 Levy O&M Fund		129,420	-	-
360020	Inv Earn-Residual Cash	1,529,408	-	-
Total Revenues for: 16418 - 2016 Housing Levy Capital Fund		1,529,408	-	-
360020	Inv Earn-Residual Cash	89,785	-	-
Total Revenues for: 16419 - 2016 Levy O&M Fund		89,785	-	-
360020	Inv Earn-Residual Cash	57,515	-	-
Total Revenues for: 16420 - 1986 Levy O&M Fund		57,515	-	-
360020	Inv Earn-Residual Cash	1,993,113	-	-
Total Revenues for: 16430 - Housing Incentive Fund		1,993,113	-	-
360020	Inv Earn-Residual Cash	914,049	-	-
Total Revenues for: 16440 - Housing Program Support Fund		914,049	-	-
360020	Inv Earn-Residual Cash	76,691	-	-
Total Revenues for: 16600 - Office of Housing Fund		76,691	-	-
360020	Inv Earn-Residual Cash	915,856	-	-
Total Revenues for: 17857 - 2011 Families and Education Levy		915,856	-	-
360020	Inv Earn-Residual Cash	376,124	-	-
Total Revenues for: 17861 - Seattle Preschool Levy Fund		376,124	-	-
360020	Inv Earn-Residual Cash	845,396	-	-
Total Revenues for: 17871 - Families Education Preschool Promise Levy		845,396	-	-
360020	Inv Earn-Residual Cash	175,311	-	-
Total Revenues for: 18100 - 2012 Library Levy Fund		175,311	-	-
360020	Inv Earn-Residual Cash	359,591	-	-
Total Revenues for: 18500 - School Safety Traffic and Pedestrian Improvement Fund		359,591	-	-
311010	Real & Personal Property Taxes	51,604,707	-	-
311020	Sale Of Tax Title Property	84,155	-	-
317040	Leasehold Excise Tax Rev	369,098	-	-
360020	Inv Earn-Residual Cash	1,837,401	-	-
Total Revenues for: 19710 - Seattle Park District Fund		53,895,361	-	-
360020	Inv Earn-Residual Cash	1,343,327	-	-
Total Revenues for: 19900 - Transportation Benefit District Fund		1,343,327	-	-

Department of Finance and Administrative Services

332020	Build America Bonds Subsidy Pa	1,422,298	-	-
360020	Inv Earn-Residual Cash	(368,176)	-	-
360310	Lt Space/Facilities Leases	346,775	-	-
360900	Miscellaneous Revs-Other Rev	1,019,919	-	-
397010	Operating Transfers In	88,794,575	-	-
Total Revenues for: 20130 - LTGO Bond Interest and Redemption Fund		91,215,392	-	-
360020	Inv Earn-Residual Cash	10,416	-	-
360900	Miscellaneous Revs-Other Rev	479,748	-	-
Total Revenues for: 20139 - PPM Loan Repayment Fund		490,164	-	-
311010	Real & Personal Property Taxes	22,574,360	-	-
311020	Sale Of Tax Title Property	240	-	-
360020	Inv Earn-Residual Cash	194,365	-	-
Total Revenues for: 20140 - UTGO Bond Interest Redemption Fund		22,768,965	-	-
360020	Inv Earn-Residual Cash	198	-	-
Total Revenues for: 25140 - LID No. 6748 Fund		198	-	-
360020	Inv Earn-Residual Cash	21,369	-	-
Total Revenues for: 29500 - Local Improvement Guaranty Fd		21,369	-	-
317010	Real Estate Excise Tax Reet #1	50,466,523	-	-
318080	Other Taxes Penalties & Int	422	-	-
Total Revenues for: 30010 - REET I Capital Fund		50,466,945	-	-
317020	Real Estate Excise Tax Reet #2	50,466,876	-	-
318080	Other Taxes Penalties & Int	422	-	-
Total Revenues for: 30020 - REET II Capital Fund		50,467,297	-	-
360020	Inv Earn-Residual Cash	12,148	-	-
360900	Miscellaneous Revs-Other Rev	18,065	-	-
Total Revenues for: 32660 - Convention Center Reserve		30,214	-	-
360020	Inv Earn-Residual Cash	218	-	-
Total Revenues for: 33110 - Shoreline Pk Improvement Fund		218	-	-
360020	Inv Earn-Residual Cash	(88)	-	-
Total Revenues for: 33120 - Community Imprv Contrib Fund		(88)	-	-
360020	Inv Earn-Residual Cash	133,456	-	-
Total Revenues for: 33130 - Park Mitigation & Remediation		133,456	-	-
360020	Inv Earn-Residual Cash	562	-	-
Total Revenues for: 33600 - Open Spaces & Trails Bond Fund		562	-	-

Department of Finance and Administrative Services

360020	Inv Earn-Residual Cash	199	-	-
Total Revenues for: 33810 - 1999 Sea Ctr Phase II Redev		199	-	-
360020	Inv Earn-Residual Cash	3,099	-	-
Total Revenues for: 33850 - 2000 Parks Levy Fund		3,099	-	-
360020	Inv Earn-Residual Cash	362,167	-	-
Total Revenues for: 33860 - 2008 Parks Levy Fund		362,167	-	-
360020	Inv Earn-Residual Cash	12,195	-	-
Total Revenues for: 34060 - Seattle Center Capital Reserve		12,195	-	-
360020	Inv Earn-Residual Cash	45,840	-	-
Total Revenues for: 34070 - McCaw Hall Capital Reserve		45,840	-	-
360020	Inv Earn-Residual Cash	23,202	-	-
Total Revenues for: 34200 - Muni Civic Ctr Non-Bond Fund		23,202	-	-
311010	Real & Personal Property Taxes	61	-	-
360020	Inv Earn-Residual Cash	12,370	-	-
360900	Miscellaneous Revs-Other Rev	889	-	-
Total Revenues for: 34440 - 2003 Fire Facilities Levy Fund		13,320	-	-
360020	Inv Earn-Residual Cash	1,953	-	-
Total Revenues for: 35010 - LID #6750 SLU - Bond Proceeds		1,953	-	-
318080	Other Taxes Penalties & Int	22,029	-	-
360020	Inv Earn-Residual Cash	7,996	-	-
360170	Interest-Special Assessments	290,070	-	-
379010	Capital Assessments	1,250,049	-	-
Total Revenues for: 35030 - LID #6750 SLU - Assessments		1,570,144	-	-
360020	Inv Earn-Residual Cash	824	-	-
Total Revenues for: 35200 - 2008 Multipurpose LTGO Bond Fund		824	-	-
360020	Inv Earn-Residual Cash	-	-	-
Total Revenues for: 35300 - 2009 Multipurpose LTGO Bond Fund		-	-	-
360020	Inv Earn-Residual Cash	1,610	-	-
Total Revenues for: 35400 - 2010 Multipurpose LTGO Bond Fund		1,610	-	-
360020	Inv Earn-Residual Cash	7,981	-	-
Total Revenues for: 35500 - 2011 Multipurpose LTGO Bond Fund		7,981	-	-
360020	Inv Earn-Residual Cash	5,270	-	-
Total Revenues for: 35600 - 2012 Multipurpose LTGO Bond Fund		5,270	-	-
360020	Inv Earn-Residual Cash	2,016	-	-
Total Revenues for: 35700 - 2013 Multipurpose LTGO Bond Fund		2,016	-	-

Department of Finance and Administrative Services

360020	Inv Earn-Residual Cash	949	-	-
Total Revenues for: 35710 - 2013 LTGO Series B Taxable		949	-	-
360020	Inv Earn-Residual Cash	10,798	-	-
Total Revenues for: 35800 - Alaskan Way Seawall Const Fund		10,798	-	-
360020	Inv Earn-Residual Cash	2,560	-	-
Total Revenues for: 35820 - 2014 UTGO-Alaskan Way Seawall		2,560	-	-
360020	Inv Earn-Residual Cash	6,166	-	-
Total Revenues for: 35830 - 2015 UTGO-Alaskan Way Seawall		6,166	-	-
360020	Inv Earn-Residual Cash	57,711	-	-
Total Revenues for: 35840 - 2016 UTGO-Alaskan Way Seawall		57,711	-	-
360020	Inv Earn-Residual Cash	329,193	-	-
Total Revenues for: 35900 - Central Waterfront Improvement Fund		329,193	-	-
360020	Inv Earn-Residual Cash	118,095	-	-
Total Revenues for: 36000 - King County Parks Levy Fund		118,095	-	-
360020	Inv Earn-Residual Cash	3,349	-	-
Total Revenues for: 36100 - 2014 Multipurpose LTGO Bond Fund		3,349	-	-
360020	Inv Earn-Residual Cash	32,249	-	-
Total Revenues for: 36200 - 2015 Multipurpose LTGO Bond Fund		32,249	-	-
360020	Inv Earn-Residual Cash	110	-	-
Total Revenues for: 36210 - 2015 Taxable LTGO Bond Fund		110	-	-
360020	Inv Earn-Residual Cash	120,186	-	-
360750	Misc Reimb Adj-Pers & Other	851	-	-
Total Revenues for: 36300 - 2016 Multipurpose LTGO Bond Fund		121,037	-	-
360020	Inv Earn-Residual Cash	525	-	-
Total Revenues for: 36310 - 2016 LTGO Taxable Bond Fund		525	-	-
360020	Inv Earn-Residual Cash	179,848	-	-
Total Revenues for: 36400 - 2017 Multipurpose LTGO Bond Fund		179,848	-	-
360020	Inv Earn-Residual Cash	79,163	-	-
Total Revenues for: 36410 - 2017 LTGO Taxable Bond Fund		79,163	-	-
360020	Inv Earn-Residual Cash	113,763	-	-
Total Revenues for: 36500 - 2018 Multipurpose LTGO Bond Fund		113,763	-	-
360020	Inv Earn-Residual Cash	99,331	-	-
Total Revenues for: 36510 - 2018 LTGO Taxable Bond Fund		99,331	-	-

Department of Finance and Administrative Services

360020	Inv Earn-Residual Cash	319,864	-	-
391010	G.O.Bond Proceeds	28,725,000	-	-
391080	Premium On Gen Obl Bonds	5,053,074	-	-
Total Revenues for: 36600 - 2019 Multipurpose LTGO Bond Fund		34,097,938	-	-
360020	Inv Earn-Residual Cash	87,080	-	-
391010	G.O.Bond Proceeds	11,100,000	-	-
Total Revenues for: 36610 - 2019 LTGO Taxable Bond Fund		11,187,080	-	-
360020	Inv Earn-Residual Cash	8,862	-	-
Total Revenues for: 37000 - Garage Disposition Proceeds		8,862	-	-
360020	Inv Earn-Residual Cash	8,137,112	-	-
Total Revenues for: 41000 - Light Fund		8,137,112	-	-
341010	Warehousing Svcs	-	1,277,718	1,642,994
341090	Sales Of Merchandise	91,923	90,000	90,000
341150	Private Reimbursements	-	20,000	-
341270	Real Estate Svc Charges	6,000	472,037	1,036,493
341300	Administrative Fees & Charges	54,788	31,650,259	39,535,538
341330	Custodial/Janitor/Security	-	104,030	-
342140	Mail Messenger Service Fees	-	1,295,094	294,677
343010	Architect/Engineering Svc Chrg	16,435,931	3,500,000	3,500,000
343320	Recoveries-Sundry	117,587	200,000	200,000
344020	Vehicle & Equipment Repair	-	19,193,000	19,912,618
344030	Fuel Sales	-	8,435,383	8,349,135
344140	Sale Of Parts	-	7,490,738	7,790,860
344900	Transportation-Other Rev	-	200,000	-
348120	Isf-Fas Alloc	116,915,455	1,342,631	2,081,724
348130	Isf-Fas Fleets Maint	14,239,086	-	-
348140	Isf-Fas Fleets Fuel	7,292,959	-	-
348150	Isf-Fas Fleets	13,840,879	-	-
350190	Nsf Check Fees	200	-	-
360020	Inv Earn-Residual Cash	401,256	223,500	447,000
360220	Interest Earned On Deliquent A	(1,172)	-	-
360270	Vehicle Equipment Leases	-	1,465,581	1,368,651
360290	Parking Fees	2,077,075	4,606,336	3,800,000
360300	St Space Facilities Rentals	6,500	55,584,854	-
360310	Lt Space/Facilities Leases	2,295,147	1,303,353	2,194,298
360350	Other Rents & Use Charges	2,567,395	11,000	11,000
360380	Sale Of Junk Or Salvage	15,166	-	-
360420	Other Judgments & Settlements	207	-	-
360540	Cashiers Overages & Shortages	(6,287)	-	-

Department of Finance and Administrative Services

360680	Motor Pool Revenue	-	908,952	1,066,854
360690	Building/Oth Space Rent	42,501	12,955,006	74,337,347
360700	INACTIVE	-	-	(1)
360750	Misc Reimb Adj-Pers & Other	157	-	-
360900	Miscellaneous Revs-Other Rev	3,053,128	2,299,098	2,126,716
395050	Gain/Loss-Disp Fixed Asset	550,296	-	-
397000	Operating Transfers In Summ	-	-	11,292,959
397010	Operating Transfers In	-	14,177,939	1,481,256
397200	Interfund Revenue	-	-	3,038,000
398010	Insurance Recoveries	256,220	-	-
Total Revenues for: 50300 - Finance and Administrative Services Fund		180,252,398	168,806,510	185,598,119
400000	Use of/Contribution to Fund Balance	-	4,419,974	(1,313,048)
Total Resources for:50300 - Finance and Administrative Services Fund		180,252,398	173,226,484	184,285,071
348150	Isf-Fas Fleets	17,726,746	-	-
360020	Inv Earn-Residual Cash	382,965	-	-
360270	Vehicle Equipment Leases	-	20,884,656	20,044,399
360390	Proceeds From Sale Of Assets	1,573,361	1,295,555	773,258
360900	Miscellaneous Revs-Other Rev	1,678,813	-	-
395030	Sales Of Other Fixed Assets	(1,449,096)	-	-
395050	Gain/Loss-Disp Fixed Asset	1,612,520	-	-
Total Revenues for: 50321 - Fleet Capital Fund		21,525,309	22,180,211	20,817,657
400000	Use of/Contribution to Fund Balance	-	1,872,637	(6,317,657)
Total Resources for:50321 - Fleet Capital Fund		21,525,309	24,052,848	14,500,000
360020	Inv Earn-Residual Cash	262,358	-	-
397010	Operating Transfers In	4,000,000	4,000,000	4,000,000
Total Revenues for: 50322 - Facility Asset Preservation Fund		4,262,358	4,000,000	4,000,000
360020	Inv Earn-Residual Cash	2,269,170	-	-
Total Revenues for: 50410 - Information Technology Fund		2,269,170	-	-
360020	Inv Earn-Residual Cash	527,151	-	-
Total Revenues for: 61030 - Employees' Retirement Fund		527,151	-	-
360020	Inv Earn-Residual Cash	98,858	-	-
360060	Gains/Losses-Amort-Prem/Disc	1,158	-	-
360090	Realized Gains/Losses On Invm	1,240	-	-
360230	Dividend Income	214,948	-	-
Total Revenues for: 61050 - Fireman's Pension Actuarial		316,203	-	-
360020	Inv Earn-Residual Cash	5,344	-	-

Department of Finance and Administrative Services

Total Revenues for: 62010 - S.L. Denny Firemen's Relief		5,344	-	-
309010	Non-Operating Revenues	(6,475,084)	-	-
344150	Transit Subsidy	6,475,084	7,113,000	4,996,000
Total Revenues for: 63000 - Transit Benefit Fund		-	7,113,000	4,996,000
360020	Inv Earn-Residual Cash	1,143	-	-
Total Revenues for: 67400 - Housing Loans Escrow Fund		1,143	-	-
344900	Transportation-Other Rev	-	422,358	422,358
360900	Miscellaneous Revs-Other Rev	371,035	-	-
Total Revenues for: 67600 - FileLocal Agency Fund		371,035	422,358	422,358
400000	Use of/Contribution to Fund Balance	-	13,600	(56,963)
Total Resources for: 67600 - FileLocal Agency Fund		371,035	435,958	365,395
360020	Inv Earn-Residual Cash	56,259	-	-
Total Revenues for: 67700 - Regulatory Agency Fund		56,259	-	-
360020	Inv Earn-Residual Cash	3,534	-	-
Total Revenues for: 70100 - H. H. Dearborn Fund		3,534	-	-
360020	Inv Earn-Residual Cash	47,857	-	-
Total Revenues for: 70200 - Beach Maintenance Fund		47,857	-	-
Total FAS Resources		1,490,242,142	248,731,923	243,934,261

Department of Finance and Administrative Services

Appropriations by Budget Summary Level and Program

FAS - BC-FA- SPSFDEBT - Seattle Public Safety Facilities Debt Service

This project provides for the payment of debt service on bonds issued to cover a portion of the costs associated with the Seattle Public Safety Facilities project.

Program Expenditures	2019 Actuals	2020 Adopted	2021 Proposed
Seattle Public Safety Facility Debt Service	-	-	-
Total	-	-	-

**FTE totals are provided for informational purposes only. Changes in FTEs resulting from City Council or Human Resources Director actions outside of the budget process may not be detailed here*

FAS - BC-FA-A1IT - Information Technology

The purpose of the Information Technology Budget Summary Level is to replace, upgrade or maintain FAS information technology systems to meet the evolving enterprise activities of the City.

Program Expenditures	2019 Actuals	2020 Adopted	2021 Proposed
Information Technology	153,376	1,470,000	8,000,000
Summit Re-Impl Dept Cap Needs	85,830	-	-
Total	239,206	1,470,000	8,000,000

**FTE totals are provided for informational purposes only. Changes in FTEs resulting from City Council or Human Resources Director actions outside of the budget process may not be detailed here*

The following information summarizes the programs in Information Technology Budget Summary Level:

Information Technology

Expenditures/FTE	2019 Actuals	2020 Adopted	2021 Proposed
Information Technology	153,376	1,470,000	8,000,000

Summit Re-Impl Dept Cap Needs

Expenditures/FTE	2019 Actuals	2020 Adopted	2021 Proposed
-------------------------	-------------------------	-------------------------	--------------------------

Department of Finance and Administrative Services

Summit Re-Impl Dept Cap Needs

85,830

-

-

FAS - BC-FA-ADAIMPR - ADA Improvements

The purpose of the ADA Improvements - FAS Budget Summary Level is to update or modify facilities for compliance with the standards contained in the American with Disabilities Act.

Program Expenditures	2019 Actuals	2020 Adopted	2021 Proposed
ADA Improvements	419,637	750,000	1,000,000
Total	419,637	750,000	1,000,000

**FTE totals are provided for informational purposes only. Changes in FTEs resulting from City Council or Human Resources Director actions outside of the budget process may not be detailed here*

FAS - BC-FA-APSCH1FAC - Asset Preservation - Schedule 1 Facilities

This purpose of the Asset Preservation - Schedule 1 Facilities Budget Summary Level is to provide for long term preservation and major maintenance to the Department of Finance and Administration's schedule 1 facilities. Schedule 1 facilities consist of existing and future office buildings located in downtown Seattle, including but not limited to City Hall, the Seattle Municipal Tower and the Justice Center. Typical improvements may include, but are not limited to, energy efficiency enhancements through equipment replacement, upgrades/repairs to heating/ventilation/air conditioning systems, upgrades/repairs to electrical systems, upgrades/repairs to fire suppression systems, roof repairs or replacement, and structural assessments and repairs. This work ensures the long-term preservation of the operational use of the facilities.

Program Expenditures	2019 Actuals	2020 Adopted	2021 Proposed
Asset Preserv_Sch 1 Facilities	8,389,611	11,552,000	10,652,000
Total	8,389,611	11,552,000	10,652,000

**FTE totals are provided for informational purposes only. Changes in FTEs resulting from City Council or Human Resources Director actions outside of the budget process may not be detailed here*

FAS - BC-FA-APSCH2FAC - Asset Preservation - Schedule 2 Facilities

This purpose of the Asset Preservation - Schedule 2 Facilities Budget Summary Level is to provide for long term preservation and major maintenance to the Department of Finance and Administration's schedule 2 facilities. Schedule 2 facilities comprise existing and future structures, shops and yard located throughout Seattle, including but not limited to City vehicle maintenance facilities at Haller Lake and Charles Street, Finance and Administrative Services shops located at Airport Way S., fire stations, police precincts including the animal shelter, and other FAS managed facilities used for City Services. Typical improvements may include, but are not limited to, energy efficiency enhancements through equipment replacement, upgrades/repairs to heating/ventilation/air conditioning systems, upgrades/repairs to electrical systems, upgrades/repairs to fire suppression systems, roof repairs or replacement, and structural

Department of Finance and Administrative Services

assessments and repairs. This work ensures the long-term preservation of the operational use of the facilities.

Program Expenditures	2019 Actuals	2020 Adopted	2021 Proposed
Asset Preserv_Sch 2 Facilities	1,446,545	4,848,000	3,393,000
Total	1,446,545	4,848,000	3,393,000

**FTE totals are provided for informational purposes only. Changes in FTEs resulting from City Council or Human Resources Director actions outside of the budget process may not be detailed here*

FAS - BC-FA-EXTPROJ - FAS Oversight-External Projects

The purpose of the FAS Oversight-External Projects Budget Summary Level is to provide a structure for debt financing projects, including information technology projects, for City departments that lack their own capital program.

Program Expenditures	2019 Actuals	2020 Adopted	2021 Proposed
FAS Oversight - External Proj	2,182,717	1,092,446	2,500,000
Total	2,182,717	1,092,446	2,500,000

**FTE totals are provided for informational purposes only. Changes in FTEs resulting from City Council or Human Resources Director actions outside of the budget process may not be detailed here*

FAS - BC-FA-FASPDs - FAS Project Delivery Services

The purpose of the FAS Project Delivery Services Budget Summary Level is to execute capital projects in general government facilities.

Program Expenditures	2019 Actuals	2020 Adopted	2021 Proposed
FAS Project Delivery Services	13,833,443	3,500,000	3,500,000
Total	13,833,443	3,500,000	3,500,000

**FTE totals are provided for informational purposes only. Changes in FTEs resulting from City Council or Human Resources Director actions outside of the budget process may not be detailed here*

FAS - BC-FA-GARDENREM - Garden of Remembrance

The purpose of the Garden of Remembrance Budget Summary Level is to provide City support for replacing components of the memorial located at the Benaroya Concert Hall.

Department of Finance and Administrative Services

Program Expenditures	2019 Actuals	2020 Adopted	2021 Proposed
Garden of Remembrance	43,869	29,218	30,065
Total	43,869	29,218	30,065

**FTE totals are provided for informational purposes only. Changes in FTEs resulting from City Council or Human Resources Director actions outside of the budget process may not be detailed here*

FAS - BC-FA-GOVTFAC - General Government Facilities - General

The purpose of the General Government Facilities - General Budget Summary Level is to execute capital projects in general government facilities.

Program Expenditures	2019 Actuals	2020 Adopted	2021 Proposed
General Govt Facilities	7,190,210	5,000,000	180,000
Total	7,190,210	5,000,000	180,000

**FTE totals are provided for informational purposes only. Changes in FTEs resulting from City Council or Human Resources Director actions outside of the budget process may not be detailed here*

FAS - BC-FA-MAINTSHYD - Maintenance Shops and Yards

#N/A

Program Expenditures	2019 Actuals	2020 Adopted	2021 Proposed
Maintenance Shops and Yards	(890)	-	-
Total	(890)	-	-

**FTE totals are provided for informational purposes only. Changes in FTEs resulting from City Council or Human Resources Director actions outside of the budget process may not be detailed here*

FAS - BC-FA-NBFIRE - Neighborhood Fire Stations

The purpose of the Neighborhood Fire Stations Budget Summary Level is to replace and renovate fire stations and other emergency response facilities as part of the Fire Facilities and Emergency Response Levy program.

Program Expenditures	2019 Actuals	2020 Adopted	2021 Proposed
Neighborhood Fire Stations	3,470,941	3,386,913	3,723,378
Total	3,470,941	3,386,913	3,723,378

Department of Finance and Administrative Services

**FTE totals are provided for informational purposes only. Changes in FTEs resulting from City Council or Human Resources Director actions outside of the budget process may not be detailed here*

FAS - BC-FA-PRELIMENG - Preliminary Engineering

#N/A

Program Expenditures	2019 Actuals	2020 Adopted	2021 Proposed
Preliminary Engineering	31,824	-	-
Total	31,824	-	-

**FTE totals are provided for informational purposes only. Changes in FTEs resulting from City Council or Human Resources Director actions outside of the budget process may not be detailed here*

FAS - BC-FA-PSFACFIRE - Public Safety Facilities Fire

The purpose of the Public Safety Facilities - Fire Budget Summary Level is to renovate, expand, replace, or build fire facilities.

Program Expenditures	2019 Actuals	2020 Adopted	2021 Proposed
Public Safety Facilities_Fire	338,197	2,000,000	5,220,000
Total	338,197	2,000,000	5,220,000

**FTE totals are provided for informational purposes only. Changes in FTEs resulting from City Council or Human Resources Director actions outside of the budget process may not be detailed here*

FAS - BC-FA-PSFACPOL - Publ Safety Facilities Police

The purpose of the Public Safety Facilities - Police Budget Summary Level is to renovate, expand, replace, or build police facilities.

Program Expenditures	2019 Actuals	2020 Adopted	2021 Proposed
Publ Safety Facilities_Police	1,183,166	-	-
Total	1,183,166	-	-

**FTE totals are provided for informational purposes only. Changes in FTEs resulting from City Council or Human Resources Director actions outside of the budget process may not be detailed here*

Department of Finance and Administrative Services

FAS - BO-FA-BUDCENTR - Leadership and Administration

The purpose of the Leadership and Administration budget summary level is to provide executive, communications, financial, human resource, and business support and strategic planning and analysis to the department. This BSL also supports FAS Citywide, department-wide, and divisional indirect costs, as well as indirect costs related to paid time off and pooled benefits, to meet the City's standard indirect cost model.

Program Expenditures	2019 Actuals	2020 Adopted	2021 Proposed
Citywide Indirect Costs	9,197,764	8,135,298	7,115,341
Departmental Indirect Costs	4,965,869	5,899,470	8,457,006
Divisional Indirect Costs	5,145,017	6,228,461	6,757,270
Indirect Cost Recovery Offset	(19,307,796)	(20,263,228)	(22,329,617)
Paid Time Off	-	-	-
Pooled Benefits	-	-	-
Total	854	-	-
Full-time Equivalents Total*	47.00	47.00	47.00

**FTE totals are provided for informational purposes only. Changes in FTEs resulting from City Council or Human Resources Director actions outside of the budget process may not be detailed here*

The following information summarizes the programs in Leadership and Administration Budget Summary Level:

Citywide Indirect Costs

Expenditures/FTE	2019 Actuals	2020 Adopted	2021 Proposed
Citywide Indirect Costs	9,197,764	8,135,298	7,115,341

Departmental Indirect Costs

Expenditures/FTE	2019 Actuals	2020 Adopted	2021 Proposed
Departmental Indirect Costs	4,965,869	5,899,470	8,457,006
Full Time Equivalents Total	47.00	47.00	47.00

Divisional Indirect Costs

Department of Finance and Administrative Services

	2019 Actuals	2020 Adopted	2021 Proposed
Expenditures/FTE			
Divisional Indirect Costs	5,145,017	6,228,461	6,757,270

Indirect Cost Recovery Offset

	2019 Actuals	2020 Adopted	2021 Proposed
Expenditures/FTE			
Indirect Cost Recovery Offset	(19,307,796)	(20,263,228)	(22,329,617)

Paid Time Off

	2019 Actuals	2020 Adopted	2021 Proposed
Expenditures/FTE			
Paid Time Off	-	-	-

Pooled Benefits

	2019 Actuals	2020 Adopted	2021 Proposed
Expenditures/FTE			
Pooled Benefits	-	-	-

FAS - BO-FA-CDCM - Capital Dev and Const Mgmt

The purpose of the Capital Development and Construction Management Budget Summary Level is to provide staffing resources to plan and administer FAS's Capital Improvement Program. Costs are budgeted in FAS's capital project Budget Control Levels.

Program Expenditures	2019 Actuals	2020 Adopted	2021 Proposed
Capital Dev and Const Mgmt	-	-	-
Total	-	-	-
Full-time Equivalents Total*	27.00	27.00	27.00

**FTE totals are provided for informational purposes only. Changes in FTEs resulting from City Council or Human Resources Director actions outside of the budget process may not be detailed here*

FAS - BO-FA-CITYFINAN - City Finance

The purpose of the City Finance Division Budget Summary Level (BSL) is to oversee and provide technical support to the financial affairs of the City. This BSL performs a wide range of technical and operating functions, such as debt issuance and management, Citywide payroll processing, investments, risk management and payment processing services and support to the City Budget

Department of Finance and Administrative Services

Office economic forecasting efforts. In addition, this BSL develops and implements a variety of City financial policies related to the City's revenues, accounting procedures, and risk mitigation. Finally, the BSL provides oversight and guidance to financial reporting, City retirement programs, and public corporations established by the City.

Program Expenditures	2019 Actuals	2020 Adopted	2021 Proposed
Business Systems	-	-	16,601,747
City Financial Management	2,774,276	2,510,444	1,766,245
Citywide Accounting Services	14,953,014	13,294,252	5,726,601
Revenue Administration	6,043,440	8,187,111	9,879,698
Risk Management Services	1,723,107	1,942,679	1,844,521
Treasury Services	4,933,603	5,902,485	5,585,057
Total	30,427,440	31,836,971	41,403,869
Full-time Equivalents Total*	116.50	122.50	134.50

**FTE totals are provided for informational purposes only. Changes in FTEs resulting from City Council or Human Resources Director actions outside of the budget process may not be detailed here*

The following information summarizes the programs in City Finance Budget Summary Level:

Business Systems

Expenditures/FTE	2019 Actuals	2020 Adopted	2021 Proposed
Business Systems	-	-	16,601,747
Full Time Equivalents Total	-	-	8.00

City Financial Management

Expenditures/FTE	2019 Actuals	2020 Adopted	2021 Proposed
City Financial Management	2,774,276	2,510,444	1,766,245
Full Time Equivalents Total	9.00	10.00	10.00

Citywide Accounting Services

Expenditures/FTE	2019 Actuals	2020 Adopted	2021 Proposed
Citywide Accounting Services	14,953,014	13,294,252	5,726,601
Full Time Equivalents Total	37.00	40.00	40.00

Department of Finance and Administrative Services

Revenue Administration

	2019 Actuals	2020 Adopted	2021 Proposed
Expenditures/FTE			
Revenue Administration	6,043,440	8,187,111	9,879,698
Full Time Equivalents Total	34.00	36.00	40.00

Risk Management Services

	2019 Actuals	2020 Adopted	2021 Proposed
Expenditures/FTE			
Risk Management Services	1,723,107	1,942,679	1,844,521
Full Time Equivalents Total	8.50	8.50	8.50

Treasury Services

	2019 Actuals	2020 Adopted	2021 Proposed
Expenditures/FTE			
Treasury Services	4,933,603	5,902,485	5,585,057
Full Time Equivalents Total	28.00	28.00	28.00

FAS - BO-FA-CITYSVCS - City Services

The purpose of the City Services Budget Summary Level is to provide accounting support to Finance General, small departments, and executive offices, as well as to the FAS Capital Improvement Program. This BSL also provides other FAS financial and policy support, including labor union policy analysis and support for the for-hire industry.

Program Expenditures	2019 Actuals	2020 Adopted	2021 Proposed
City Services	2,745,115	3,578,182	2,485,743
Total	2,745,115	3,578,182	2,485,743
Full-time Equivalents Total*	1.00	2.00	2.00

**FTE totals are provided for informational purposes only. Changes in FTEs resulting from City Council or Human Resources Director actions outside of the budget process may not be detailed here*

FAS - BO-FA-CJ000 - Judgment & Claims Claims

Department of Finance and Administrative Services

The purpose of the Claim Expenses Budget Summary Level is to pay pending or actual claims and related costs against City government, as authorized by Chapter 5.24 of the Seattle Municipal Code. The Claims Budget Summary Level is supported by the Judgment/Claims Fund of the General Fund.

Program Expenditures	2019 Actuals	2020 Adopted	2021 Proposed
GF Claims	7,205,091	1,792,109	1,792,109
Utility Claims Reimbursable	-	1,732,070	1,732,070
Total	7,205,091	3,524,179	3,524,179

**FTE totals are provided for informational purposes only. Changes in FTEs resulting from City Council or Human Resources Director actions outside of the budget process may not be detailed here*

The following information summarizes the programs in Judgment & Claims Claims Budget Summary Level:

GF Claims

Expenditures/FTE	2019 Actuals	2020 Adopted	2021 Proposed
GF Claims	7,205,091	1,792,109	1,792,109

Utility Claims Reimbursable

Expenditures/FTE	2019 Actuals	2020 Adopted	2021 Proposed
Utility Claims Reimbursable	-	1,732,070	1,732,070

FAS - BO-FA-CPCS - City Purchasing and Contracting Services

The purpose of the City Purchasing and Contracting Services Budget Summary Level is to conduct and administer all bids and contracts for public works and purchases (products, supplies, equipment, and services) on behalf of City departments.

Program Expenditures	2019 Actuals	2020 Adopted	2021 Proposed
Contracting Services	6,398,929	6,958,773	7,004,594
Purchasing Services	2,998,293	3,944,751	3,845,332
Total	9,397,222	10,903,525	10,849,926
Full-time Equivalents Total*	47.00	52.00	51.00

**FTE totals are provided for informational purposes only. Changes in FTEs resulting from City Council or Human Resources Director actions outside of the budget process may not be detailed here*

Department of Finance and Administrative Services

The following information summarizes the programs in City Purchasing and Contracting Services Budget Summary Level:

Contracting Services

Expenditures/FTE	2019 Actuals	2020 Adopted	2021 Proposed
Contracting Services	6,398,929	6,958,773	7,004,594
Full Time Equivalents Total	28.00	30.00	29.00

Purchasing Services

Expenditures/FTE	2019 Actuals	2020 Adopted	2021 Proposed
Purchasing Services	2,998,293	3,944,751	3,845,332
Full Time Equivalents Total	19.00	22.00	22.00

FAS - BO-FA-DEBTBIRF - Bond Interest and Redemption

The purpose of the Bond Interest and Redemption Budget Summary Level is to make certain debt service payments through the Bond Interest and Redemption Fund (BIRF).

Program Expenditures	2019 Actuals	2020 Adopted	2021 Proposed
Bond Interest and Redemption	97,397,847	2,353,798	1,965,571
Total	97,397,847	2,353,798	1,965,571

**FTE totals are provided for informational purposes only. Changes in FTEs resulting from City Council or Human Resources Director actions outside of the budget process may not be detailed here*

FAS - BO-FA-DEBTISS-L - Debt Issuance Cost - LTGO

The purpose of the Debt Issuance Costs - LTGO Budget Summary Level is to pay debt issuance costs related to Multipurpose Limited Tax General Obligation (LTGO) Debt Issuance.

Program Expenditures	2019 Actuals	2020 Adopted	2021 Proposed
LTGO Debt Issuance Cost	228,511	1,899,780	6,194,281
Total	228,511	1,899,780	6,194,281

**FTE totals are provided for informational purposes only. Changes in FTEs resulting from City Council or Human Resources Director actions outside of the budget process may not be detailed here*

Department of Finance and Administrative Services

FAS - BO-FA-DEBTUTGO - UTGO Debt Service

The purpose of the UTGO Debt Service Budget Summary Level is to create the legal appropriations to pay debt service on outstanding Unlimited Tax General Obligation (UTGO) Bonds.

Program Expenditures	2019 Actuals	2020 Adopted	2021 Proposed
UTGO Debt Service	22,768,800	22,761,750	22,764,200
Total	22,768,800	22,761,750	22,764,200

**FTE totals are provided for informational purposes only. Changes in FTEs resulting from City Council or Human Resources Director actions outside of the budget process may not be detailed here*

FAS - BO-FA-FACILITY - Facilities Services

The purpose of the Facilities Services Budget Summary Level is to manage most of the City's general government facilities, including the downtown civic campus, police precincts, fire stations, shops and yards, and several parking facilities. Functions include property management, environmental analysis, implementation of environmentally sustainable facility investments, facility maintenance and repair, janitorial services, security services, and event scheduling. The Facility Operations team is also responsible for warehouse, real estate, and mail services throughout the City. These functions promote well-managed, clean, safe, and highly efficient buildings and grounds that house City employees and serve the public.

Program Expenditures	2019 Actuals	2020 Adopted	2021 Proposed
Other Facilities Services	6,329,655	20,624,598	19,692,445
Space Rent	72,464,301	60,995,781	67,435,801
Total	78,793,956	81,620,379	87,128,246
Full-time Equivalents Total*	94.00	94.00	97.00

**FTE totals are provided for informational purposes only. Changes in FTEs resulting from City Council or Human Resources Director actions outside of the budget process may not be detailed here*

The following information summarizes the programs in Facilities Services Budget Summary Level:

Other Facilities Services

Expenditures/FTE	2019 Actuals	2020 Adopted	2021 Proposed
Other Facilities Services	6,329,655	20,624,598	19,692,445
Full Time Equivalents Total	21.00	21.00	23.00

Department of Finance and Administrative Services

Space Rent

	2019	2020	2021
Expenditures/FTE	Actuals	Adopted	Proposed
Space Rent	72,464,301	60,995,781	67,435,801
Full Time Equivalents Total	73.00	73.00	74.00

FAS - BO-FA-FILELOC - FileLocal Agency

The purpose of the FileLocal Agency Budget Summary Level is to execute the City's response to the Washington Multi-City Business License and Tax Portal Agency Interlocal Agreement. The City of Seattle will be reimbursed by the agency for all costs.

Program Expenditures	2019	2020	2021
	Actuals	Adopted	Proposed
FileLocal Agency Fund	-	435,958	365,395
Prog-FileLocal Agency Fund	371,035	-	-
Total	371,035	435,958	365,395
Full-time Equivalents Total*	2.50	2.50	2.50

**FTE totals are provided for informational purposes only. Changes in FTEs resulting from City Council or Human Resources Director actions outside of the budget process may not be detailed here*

The following information summarizes the programs in FileLocal Agency Budget Summary Level:

FileLocal Agency Fund

	2019	2020	2021
Expenditures/FTE	Actuals	Adopted	Proposed
FileLocal Agency Fund	-	435,958	365,395
Full Time Equivalents Total	-	2.50	2.50

Prog-FileLocal Agency Fund

	2019	2020	2021
Expenditures/FTE	Actuals	Adopted	Proposed
Prog-FileLocal Agency Fund	371,035	-	-
Full Time Equivalents Total	2.50	-	-

FAS - BO-FA-FLEETCAP - Fleet Capital Program

Department of Finance and Administrative Services

The purpose of the Fleet Capital Program Budget Summary Level is to manage City of Seattle Fleet Replacement, including the purchase and disposal of vehicles owned by the Department of Finance and Administrative Services (FAS) and the administration of the Fleet Replacement Capital Reserve.

Program Expenditures	2019 Actuals	2020 Adopted	2021 Proposed
Fleet Capital Program	15,069,032	24,052,848	14,500,000
Total	15,069,032	24,052,848	14,500,000

**FTE totals are provided for informational purposes only. Changes in FTEs resulting from City Council or Human Resources Director actions outside of the budget process may not be detailed here*

FAS - BO-FA-FLEETS - Fleet Services

The purpose of the Fleet Services Budget Summary Level is to provide fleet vehicles to City departments, assess and implement environmental initiatives related to both the composition of the City's fleet and the fuels that power it, actively manage and maintain the fleet, procure and distribute fuel, and operate a centralized motor pool. The goal of these functions is to create and support an environmentally responsible and cost-effective Citywide fleet that helps all City departments carry out their work as efficiently as possible.

Program Expenditures	2019 Actuals	2020 Adopted	2021 Proposed
Motorpool	900,914	893,636	1,065,080
Vehicle Fueling	7,621,426	11,876,567	11,876,494
Vehicle Leasing	1,316,827	1,466,296	1,265,506
Vehicle Maintenance	27,596,805	28,681,133	27,364,577
Total	37,435,972	42,917,632	41,571,657
Full-time Equivalents Total*	130.00	130.00	130.00

**FTE totals are provided for informational purposes only. Changes in FTEs resulting from City Council or Human Resources Director actions outside of the budget process may not be detailed here*

The following information summarizes the programs in Fleet Services Budget Summary Level:

Motorpool

Expenditures/FTE	2019 Actuals	2020 Adopted	2021 Proposed
Motorpool	900,914	893,636	1,065,080

Vehicle Fueling

Department of Finance and Administrative Services

	2019	2020	2021
Expenditures/FTE	Actuals	Adopted	Proposed
Vehicle Fueling	7,621,426	11,876,567	11,876,494
Full Time Equivalents Total	1.00	1.00	1.00

Vehicle Leasing

	2019	2020	2021
Expenditures/FTE	Actuals	Adopted	Proposed
Vehicle Leasing	1,316,827	1,466,296	1,265,506
Full Time Equivalents Total	14.00	14.00	14.00

Vehicle Maintenance

	2019	2020	2021
Expenditures/FTE	Actuals	Adopted	Proposed
Vehicle Maintenance	27,596,805	28,681,133	27,364,577
Full Time Equivalents Total	115.00	115.00	115.00

FAS - BO-FA-INDGTDEF - Indigent Defense Services

The purpose of the Indigent Defense Services Budget Summary Level is to secure legal defense services, as required by State law, for indigent people facing criminal charges in Seattle Municipal Court. Funding is also provided for a pilot program offering civil legal representation to indigent defendants.

Program Expenditures	2019	2020	2021
	Actuals	Adopted	Proposed
Indigent Defense Services	9,168,751	9,606,474	9,606,474
Total	9,168,751	9,606,474	9,606,474

**FTE totals are provided for informational purposes only. Changes in FTEs resulting from City Council or Human Resources Director actions outside of the budget process may not be detailed here*

FAS - BO-FA-JAILSVCS - Jail Services

The purpose of the Jail Services Budget Summary Level is to provide for the booking, housing, transporting, and guarding of City inmates. The jail population, for which the City pays, are adults charged with or convicted of misdemeanor crimes alleged to have been committed within the Seattle city limits.

Program Expenditures	2019	2020	2021
	Actuals	Adopted	Proposed
Jail Services	17,895,224	18,539,147	18,539,147

Department of Finance and Administrative Services

Total	17,895,224	18,539,147	18,539,147
--------------	-------------------	-------------------	-------------------

**FTE totals are provided for informational purposes only. Changes in FTEs resulting from City Council or Human Resources Director actions outside of the budget process may not be detailed here*

FAS - BO-FA-JR000 - Judgment & Claims Litigation

The purpose of the Litigation Expenses Budget Summary Level is to pay anticipated, pending or actual judgments, claims payments, advance claims payments, and litigation expenses incurred while defending the City from judgments and claims. The Litigation Expenses Budget Summary Level is supported by the Judgment/Claims Fund of the General Fund.

Program Expenditures	2019 Actuals	2020 Adopted	2021 Proposed
GF Expenses	3,902,988	2,347,863	2,347,863
GF Judgments	6,156,237	15,089,019	14,439,019
Utility Expenses Reimbursable	495,689	2,468,932	2,468,932
Utility Judgments Reimbursable	115,618	3,580,747	3,580,747
Total	10,670,531	23,486,561	22,836,561

**FTE totals are provided for informational purposes only. Changes in FTEs resulting from City Council or Human Resources Director actions outside of the budget process may not be detailed here*

The following information summarizes the programs in Judgment & Claims Litigation Budget Summary Level:

GF Expenses

Expenditures/FTE	2019 Actuals	2020 Adopted	2021 Proposed
GF Expenses	3,902,988	2,347,863	2,347,863

GF Judgments

Expenditures/FTE	2019 Actuals	2020 Adopted	2021 Proposed
GF Judgments	6,156,237	15,089,019	14,439,019

Utility Expenses Reimbursable

Department of Finance and Administrative Services

	2019	2020	2021
Expenditures/FTE	Actuals	Adopted	Proposed
Utility Expenses Reimbursable	495,689	2,468,932	2,468,932

Utility Judgments Reimbursable

	2019	2020	2021
Expenditures/FTE	Actuals	Adopted	Proposed
Utility Judgments Reimbursable	115,618	3,580,747	3,580,747

FAS - BO-FA-JR010 - Judgment & Claims General Legal

The purpose of the General Legal Expenses Budget Summary Level is to pay legal costs associated with litigation or potential litigation involving the City, where the City is a party or potential party in a legal action, or other special projects that need legal review. The General Legal Expenses Budget Summary Level is supported by the Judgment/Claims Fund of the General Fund.

Program Expenditures	2019	2020	2021
	Actuals	Adopted	Proposed
GF General Legal	-	88,321	88,321
Total	-	88,321	88,321

**FTE totals are provided for informational purposes only. Changes in FTEs resulting from City Council or Human Resources Director actions outside of the budget process may not be detailed here*

FAS - BO-FA-JR020 - Judgment & Claims Police Action

The purpose of the Police Action Expenses Budget Summary Level is to pay pending or actual settlements and judgments against the City related to police action cases, or pay related costs to investigate and defend the City against claims and judgments related to police action cases. The Police Action Expenses Budget Summary Level is supported by the Judgment/Claims Fund of the General Fund.

Program Expenditures	2019	2020	2021
	Actuals	Adopted	Proposed
GF Police Action	1,335,261	1,120,918	1,120,918
Total	1,335,261	1,120,918	1,120,918

**FTE totals are provided for informational purposes only. Changes in FTEs resulting from City Council or Human Resources Director actions outside of the budget process may not be detailed here*

FAS - BO-FA-OCS - Office of Constituent Services

The purpose of the Office of Constituent Services Budget Summary Level is to lead City departments to improve on consistently providing services that are easily accessible, responsive

Department of Finance and Administrative Services

and fair. This includes assistance with a broad range of City services, such as transactions, information requests and complaint investigations. This BSL includes the City's Customer Service Bureau, the Neighborhood Payment and Information Service centers, Citywide public disclosure responsibilities and service-delivery analysts.

Program Expenditures	2019 Actuals	2020 Adopted	2021 Proposed
Office of Constituent Services	5,988,270	7,056,906	6,725,328
Total	5,988,270	7,056,906	6,725,328
Full-time Equivalents Total*	39.00	39.00	39.00

**FTE totals are provided for informational purposes only. Changes in FTEs resulting from City Council or Human Resources Director actions outside of the budget process may not be detailed here*

FAS - BO-FA-PPM - Pike Place Mkt

The purpose of the Pike Place Market Budget Summary Level is to manage disbursement of resources to the Pike Place Market Preservation and Development Authority (PDA) to keep Market buildings in a good working condition to serve the public. Projects include capital improvements to items such as roofing, floors, windows, plumbing, and elevator repairs."

Program Expenditures	2019 Actuals	2020 Adopted	2021 Proposed
Pike Place Mkt Waterfront Entr	-	-	6,000,000
Total	-	-	6,000,000

**FTE totals are provided for informational purposes only. Changes in FTEs resulting from City Council or Human Resources Director actions outside of the budget process may not be detailed here*

FAS - BO-FA-RCCP - Regulatory Compliance and Consumer Protection

The purpose of the Regulatory Compliance and Consumer Protection Budget Summary Level is to support City services and regulations that attempt to provide Seattle consumers with a fair and well-regulated marketplace. Expenditures from this BSL include support for taxicab inspections and licensing, the weights and measures inspection program, vehicle impound and consumer complaint investigation.

Program Expenditures	2019 Actuals	2020 Adopted	2021 Proposed
RCCP - ICMS System Work	-	-	-
Reg Compl & Consumr Protection	8,838,385	9,781,700	9,760,735
Total	8,838,385	9,781,700	9,760,735
Full-time Equivalents Total*	48.00	48.00	48.00

Department of Finance and Administrative Services

**FTE totals are provided for informational purposes only. Changes in FTEs resulting from City Council or Human Resources Director actions outside of the budget process may not be detailed here*

The following information summarizes the programs in Regulatory Compliance and Consumer Protection Budget Summary Level:

RCCP - ICMS System Work

Expenditures/FTE	2019 Actuals	2020 Adopted	2021 Proposed
RCCP - ICMS System Work	-	-	-
Full Time Equivalents Total	-	-	(1.00)

Reg Compl & Consumr Protection

Expenditures/FTE	2019 Actuals	2020 Adopted	2021 Proposed
Reg Compl & Consumr Protection	8,838,385	9,781,700	9,760,735
Full Time Equivalents Total	48.00	48.00	49.00

FAS - BO-FA-SAS - Seattle Animal Shelter

The purpose of the Seattle Animal Shelter Budget Summary Level is to provide animal care, enforcement, and spay and neuter services in Seattle to control pet overpopulation and foster public safety. The shelter also provides volunteer and foster care programs which enables the citizens of Seattle to donate both time and resources and engage in activities which promote animal welfare in Seattle.

Program Expenditures	2019 Actuals	2020 Adopted	2021 Proposed
Seattle Animal Shelter	5,351,984	6,719,249	6,610,002
Total	5,351,984	6,719,249	6,610,002
Full-time Equivalents Total*	41.00	42.00	40.00

**FTE totals are provided for informational purposes only. Changes in FTEs resulting from City Council or Human Resources Director actions outside of the budget process may not be detailed here*

FAS - BO-FA-TRNSTBNFT - Transit Benefit

The purpose of the Transit Benefit Budget Summary Level is to pay for the transit benefits offered to City employees. The Transit Benefit Fund receives payments from Finance General and fee supported departments to pay for reduced cost King County Metro and other regional transit passes and related administrative expenses.

Department of Finance and Administrative Services

Program Expenditures	2019 Actuals	2020 Adopted	2021 Proposed
Employee Transit Benefits	6,480,381	7,113,000	4,996,000
Total	6,480,381	7,113,000	4,996,000

**FTE totals are provided for informational purposes only. Changes in FTEs resulting from City Council or Human Resources Director actions outside of the budget process may not be detailed here*

FAS - BO-FA-WATERFRNT - Central Waterfront Improvement Program Financial Support

The purpose of the Central Waterfront Improvement Program Financial Support Budget Summary Level is to provide resources to the City Finance Division for the development of funding mechanisms for the Central Waterfront Improvement Program. This BSL is funded by the Central Waterfront Improvement Fund (Fund 35900).

Program Expenditures	2019 Actuals	2020 Adopted	2021 Proposed
Central Waterfront Improvement	-	3,435,569	1,250,000
Prog-Central Waterfront Improv	1,547,298	-	-
Total	1,547,298	3,435,569	1,250,000
Full-time Equivalents Total*	3.00	3.00	3.00

**FTE totals are provided for informational purposes only. Changes in FTEs resulting from City Council or Human Resources Director actions outside of the budget process may not be detailed here*

The following information summarizes the programs in Central Waterfront Improvement Program Financial Support Budget Summary Level:

Central Waterfront Improvement

Expenditures/FTE	2019 Actuals	2020 Adopted	2021 Proposed
Central Waterfront Improvement	-	3,435,569	1,250,000
Full Time Equivalents Total	-	3.00	3.00

Prog-Central Waterfront Improv

Expenditures/FTE	2019 Actuals	2020 Adopted	2021 Proposed
Prog-Central Waterfront Improv	1,547,298	-	-
Full Time Equivalents Total	3.00	-	-

Department of Finance and Administrative Services

FAS - BO-FA-WHLCHR - Wheelchair Accessible Services

The purpose of the Wheelchair Accessible Services Budget Summary Level is to disburse monies collected on every taxi, for hire and Transportation Network Company (TNC) trip that originates in the city of Seattle. This BSL is funded by the Wheelchair Accessibility Disbursement Fund.

Program Expenditures	2019 Actuals	2020 Adopted	2021 Proposed
Wheelchair Accessible Svcs	865,749	1,627,375	1,099,641
Total	865,749	1,627,375	1,099,641
Full-time Equivalents Total*	1.00	1.00	2.00

**FTE totals are provided for informational purposes only. Changes in FTEs resulting from City Council or Human Resources Director actions outside of the budget process may not be detailed here*

Finance General

Ben Noble, Director

(206) 615-1962

<http://www.seattle.gov/financedepartment/>

Department Overview

Finance General is controlled by the City Budget Office and provides a mechanism for allocating General Fund and other central resources to reserve and bond redemption funds, City departments, and certain programs where the City Council, Mayor, or City Budget Office need additional oversight.

Budget Snapshot

	2019 Actuals	2020 Adopted	2021 Proposed
Department Support			
General Fund Support	207,806,840	256,309,722	294,903,485
Other Funding - Operating	10,465,768	11,929,493	86,044,809
Total Operations	218,272,608	268,239,215	380,948,294
Total Appropriations	218,272,608	268,239,215	380,948,294

Budget Overview

Finance General serves as a central repository for ongoing City costs; including General Fund contributions to the operations of City departments, debt service payments made from centrally-managed Funds and contributions to outside organizations. It also provides a mechanism to hold appropriations temporarily until the City determines the appropriate managing department; to act as a contingency reserve to respond to unpredictable situations; and, to cover costs that vary with economic conditions.

In the 2021 Proposed Budget, Finance General is the mechanism to transfer General Fund resources to the below departments:

- Office of Arts and Culture;
- Seattle Public Library;
- Office of Labor Standards;
- Police Pension;
- Fire Pension;
- Finance and Administrative Services;
- Information Technology;

Finance General

Incremental Budget Changes

Finance General

	Dollars	FTE
2020 Adopted Budget	268,239,215	-
Baseline		
Adjustment for One-Time Budget Changes	(40,325,850)	-
Citywide Adjustments for Standard Cost Changes	(10,902,359)	-
Proposed Operating		
Equitable Communities Initiative	100,000,000	-
Joint COVID-19 Relief Plan	5,000,000	-
Insurance Premium Increase	2,900,000	-
Teleworking Stipend Reserve	570,000	-
Reduce High Barrier Reserve	(362,500)	-
Proposed Technical		
Revenue Update	-	-
Update Reserves for Recurring Expenses	(8,806,738)	-
Temporary Hiatus of Reserve Transfer	(4,929,960)	-
Provide General Fund Support to Department Programs	(4,756,309)	-
Remove Seattle Storm Relocation Reserve	(2,600,000)	-
Reduce General Fund Support to FAS for Encampment Clean-Up	(1,313,229)	-
Reduce General Fund Support to IT Department	(750,000)	-
Increase Transfer to FAS for OEM Accounting and Administrative Support	85,000	-
Adjust Debt Service Payments	1,151,024	-
Transfer REET II to Low Income Housing Fund	5,000,000	-
Transfer Emergency Funds into General Fund for Joint COVID-19 Relief Plan	20,750,000	-
Fund Balancing Entry	-	-
Transfer Revenue Stabilization and Emergency Funds into General Fund	52,000,000	-
Total Incremental Changes	\$112,709,079	-
Total 2021 Proposed Budget	\$380,948,294	-

Finance General

Description of Incremental Budget Changes

Baseline

Adjustment for One-Time Budget Changes

Expenditures	\$(40,325,850)
Revenues	\$(28,642,267)

In Finance General, this adjustment reverses many one-time transfers and reserves which were established in the 2020 Adopted Budget by both the Mayor and the City Council. These are technical items which were never intended to carry into the 2021 Budget.

Citywide Adjustments for Standard Cost Changes

Expenditures	\$(10,902,359)
--------------	----------------

Citywide technical adjustments made in the baseline phase reflect changes to internal services costs, including rates from the Department of Finance & Administrative Services, Seattle Information Technology Department, Seattle Department of Human Resources, and for healthcare, retirement and industrial insurance charges for the department. These adjustments reflect initial assumptions about these costs and inflators early in the budget process. In addition, Finance General includes changes to the Judgement and Claims rates. The 2021 Budget returns Finance General Judgement and Claims payments to 2019 levels due to reallocation of costs to departments, resulting in a large decrease for Finance General.

Proposed Operating

Equitable Communities Initiative

Expenditures	\$100,000,000
--------------	---------------

This funding is reserved for recommendations by a Community driven process, organized by a community task force planned to begin in the fall of 2020. The task force will focus on up-stream investments for Black, Indigenous, and people of color (BIPOC) communities to address disparities and make meaningful changes that can be measured by community progress. The task force will be comprised of BIPOC community leaders who will engage with community, with support from city departments.

The policy and investment recommendations will focus on:

- Building opportunity and an inclusive economy
- Community wealth building and preserving cultural spaces
- Climate justice and Green New Deal
- Community wellness and safety
- Other areas the task force and community determine should be prioritized

The task force will have broad latitude in setting the timetable, process and agenda for their work. However, it is contemplated that by December 2020 they will identify initial areas where community thinks investments should be prioritized. The task force, centered on community input, will also determine the research, data and technical advice they need in each of those areas to create desired outcomes in each area in the years to come.

The task force will not be making funding recommendations to specific organizations. The task force, based on technical support, legal requirements and desired outcomes may consider a range of funding mechanisms and programmatic structures, including participatory budgeting, grants, RFPs, and loans.

These funds are anticipated to be an ongoing, annual investment.

As decisions about allocations are reached, appropriations will be assigned as required by city law and procedures.

Finance General

Joint COVID-19 Relief Plan

Expenditures \$5,000,000

As part of the 2020 budget, the Mayor and City Council have invested \$233 million in COVID-19 relief programs. To further address community needs, an additional \$45 million will be invested from the City reserves and other funding sources, with approximately half appropriated in 2020 and the remainder in 2021. The investments will be distributed according to a spending plan, which includes assistance to small business, childcare, individuals experiencing homelessness or at risk of losing their home, people experiencing food insecurity, and immigrants and refugees.

In Finance General, \$5 million is included for 2021 to provide funding for testing costs incurred by various City departments in 2021, including facilities costs, staff time and supplies. Appropriations will be transferred from Finance General to departments once costs are incurred.

Insurance Premium Increase

Expenditures \$2,900,000

The item increases the appropriation for insurance premium payments made out of Finance General on behalf of the entire City. With this increment, the total 2021 Proposed Budget for insurance is \$9.8 million. This change is the result of significant increases in renewal of both property and liability insurance in 2020. In both cases a combination of external market factors and the City's recent claims history led to the increase.

Teleworking Stipend Reserve

Expenditures \$570,000

This item creates a reserve for a teleworking stipend which is being distributed to City of Seattle employees. This stipend is to ensure that the City is in compliance with the Wage Theft Ordinance. Funds will be distributed by departments to employees throughout the year and this reserve will be allocated to departments as reimbursement once final amounts are known.

Reduce High Barrier Reserve

Expenditures \$(362,500)

This change reduces the high barrier workgroup reserve. The 2020 Adopted Budget included \$762,500 in ongoing funding for operations of the West Wing facility at the King County Jail, rapid reentry and case conferencing pilots. The West Wing facility is not expected to begin operations until mid-2021, and funding for operations is not needed until that time. The reentry and case conferencing pilots were not initiated given the dynamic and evolving issues around criminal justice.

Proposed Technical

Revenue Update

Revenues \$126,082,919

This change reflects updates to baseline revenues from the August revenue forecast. Finance General includes revenue updates for the major General Fund sources (including the new payroll tax), the Short-Term Rental Tax Fund, the Sweetened Beverage Tax Fund, the Real Estate Excise Tax (REET) I and II Funds, the Emergency Fund and Revenue Stabilization Fund, Bond Funds, and the Cumulative Reserve Subfund-Unrestricted.

Finance General

Update Reserves for Recurring Expenses

Expenditures \$(8,806,738)

This item makes changes for updated cost projections and includes non-programmatic changes that represent the latest cost estimates for recurring expenses paid by the Finance General department. Included in this adjustment are projected payment increases for utility services funded by the General Fund (street lights and fire flow), transit pass subsidies for employees, General Fund disability claim reserves, and changes to several other small recurring payments. The large decrease in budget is due to removal of the Transportation Network Company reserve from Finance General to other departments.

Temporary Hiatus of Reserve Transfer

Expenditures \$(4,929,960)

Revenues \$(4,929,960)

This eliminates the budget for the transfer of General Fund resources to the Emergency Fund (10102) and the Revenue Stabilization Fund (00166). Due to the pandemic and recession, the 2021 budget includes the use of the Emergency Fund and the Revenue Stabilization Fund to supplement the General Fund. When the budget calls for a use of the Revenue Stabilization Fund, SMC 5.80.020 requires that the annual contribution to the Revenue Stabilization Fund be suspended. Emergency Fund contributions are governed by internal City Policy, which was recently amended to state "In the event that a severe or long-lasting event . . . leads to deep or multiple years of spending from the fund, the City shall make contributions to satisfy the target balance as soon as is practically possible."

Provide General Fund Support to Department Programs

Expenditures \$(4,756,309)

This item provides the resources needed to support department operations which receive General Fund through operating transfers, including Seattle IT, Finance and Administrative Services, the Office of Labor Standards, the Seattle Public Library, Police Relief and Pension, Firefighters' Pension, and the Office of Arts and Culture. The amount is a reflection of the General Fund savings from budget reductions taken by these departments.

Remove Seattle Storm Relocation Reserve

Expenditures \$(2,600,000)

This item removes the reserve for the Seattle Storm relocation from Finance General in 2021. The reserve is not needed beyond 2020 because the lease agreement signed by the Seattle Arena Company (ArenaCo) and the City of Seattle stipulates that responsibility for providing a venue for the Storm will have passed from the City to ArenaCo in 2021.

Reduce General Fund Support to FAS for Encampment Clean-Up

Expenditures \$(1,313,229)

In the 2021 Proposed Budget, the encampment clean-up function is transferred from the Department of Finance and Administrative Services (FAS) to Seattle Public Utilities. General Fund resources to support the program were provided to the FAS Fund via a transfer from Finance General. Because Seattle Public Utilities has the General Fund budget directly in the department, this transfer is no longer needed.

Finance General

Reduce General Fund Support to IT Department

Expenditures \$(750,000)

This one-time item removes \$750,000 of General Fund support in 2021 for the Digital Equity program in the Seattle Information Technology Department as it can now again be supported by Cable Franchise Fees in 2021. In 2020, due to anticipated declines in Cable Television Fund revenues, the General Fund replaced Cable Television Fund revenues. For 2021, however, Cable Television Fund revenues have been determined to be sufficient to cover this appropriation.

Increase Transfer to FAS for OEM Accounting and Administrative Support

Expenditures \$85,000

This item increases the General Fund transfer from Finance General to the Department of Finance and Administrative Services (FAS) to provide back office support for the new Office of Emergency Management and Seattle Emergency Communications Center. This is a technical change to appropriate General Fund resources for the transfer.

Adjust Debt Service Payments

Expenditures \$1,151,024

This adjusts Finance General debt service payments to reflect projected obligations for actual debt issuances. Included are debt service payments for Finance General from the General Fund, Real Estate Excise Tax (REET) I and REET II Funds, Short-Term Rental Tax Fund and the Cumulative Reserve Fund - Unrestricted.

Transfer REET II to Low Income Housing Fund

Expenditures \$5,000,000

The 2020 Adopted Budget directed the Office of Housing to commit \$25 million to Multifamily capital projects which would be reimbursed by Real Estate Excise Tax (REET) II revenues in the amount of \$5 million annually from 2021 through 2025. This item adds \$5 million of appropriations out of the REET II fund for the transfer to the Office of Housing.

Transfer Emergency Funds into General Fund for Joint COVID-19 Relief Plan

Expenditures \$20,750,000

Revenues \$20,750,000

As part of the 2020 budget, the Mayor and City Council have invested \$233 million in COVID-19 relief programs. To further address community needs, an additional \$45 million will be invested from the City reserves and other funding sources, with approximately half appropriated in 2020 and the remainder in 2021. The investments will be distributed according to a spending plan, which includes assistance to small business, childcare, individuals experiencing homelessness or at risk of losing their home, people experiencing food insecurity, and immigrants and refugees.

This appropriation allows for the transfer of Emergency Fund reserves into the General Fund to support departmental COVID-19 Relief efforts in 2021.

Fund Balancing Entry

Revenues \$(15,886,614)

This is a technical item to balance revenues and expenditures for the Funds managed by this department.

Finance General

Transfer Revenue Stabilization and Emergency Funds into General Fund

Expenditures	\$52,000,000
Revenues	\$52,000,000

This item increases appropriations out of the Emergency Fund (10102) and the Revenue Stabilization Fund (00166) and increases revenue to the General Fund to provide sufficient resources to fully balance the 2021 Proposed Budget.

Finance General

Expenditure Overview

	2019 Actuals	2020 Adopted	2021 Proposed
Appropriations			
FG - BO-FG-2QA00 - Appropriation to Special Funds			
00100 - General Fund	169,745,404	174,881,525	149,742,526
00164 - Unrestricted Cumulative Reserve Fund	6,705,005	4,876,486	3,031,892
00166 - Revenue Stabilization Fund	-	-	25,700,000
10102 - Emergency Fund	-	-	47,050,000
12200 - Short-Term Rental Tax Fund	-	2,006,419	2,010,719
30010 - REET I Capital Fund	2,302,763	1,996,588	2,930,373
30020 - REET II Capital Fund	1,000,000	-	5,321,825
36300 - 2016 Multipurpose LTGO Bond Fund	458,000	-	-
Total for BSL: BO-FG-2QA00	180,211,171	183,761,018	235,787,335
FG - BO-FG-2QD00 - General Purpose			
00100 - General Fund	38,061,436	81,428,197	145,160,959
00155 - Sweetened Beverage Tax Fund	-	500,000	-
00164 - Unrestricted Cumulative Reserve Fund	-	2,550,000	-
Total for BSL: BO-FG-2QD00	38,061,436	84,478,197	145,160,959
Department Total	218,272,608	268,239,215	380,948,294

** FTE totals are provided for informational purposes only. Changes in FTEs resulting from City Council or Human Resources Director actions outside of the budget process may not be detailed here*

Budget Summary by Fund Finance General

	2019 Actuals	2020 Adopted	2021 Proposed
00100 - General Fund	207,806,840	256,309,722	294,903,485
00155 - Sweetened Beverage Tax Fund	-	500,000	-
00164 - Unrestricted Cumulative Reserve Fund	6,705,005	7,426,486	3,031,892
00166 - Revenue Stabilization Fund	-	-	25,700,000
10102 - Emergency Fund	-	-	47,050,000
12200 - Short-Term Rental Tax Fund	-	2,006,419	2,010,719
30010 - REET I Capital Fund	2,302,763	1,996,588	2,930,373
30020 - REET II Capital Fund	1,000,000	-	5,321,825
36300 - 2016 Multipurpose LTGO Bond Fund	458,000	-	-
Budget Totals for FG	218,272,608	268,239,215	380,948,294

Finance General

Revenue Overview

2021 Estimated Revenues

Account Code	Account Name	2019 Actuals*	2020 Adopted	2021 Proposed
310000	Taxes	-	-	214,283,518
311010	Real & Personal Property Taxes	(86,346)	278,781,000	285,749,629
311020	Sale Of Tax Title Property	-	5,000	-
313010	Sales & Use Tax-Local Share	-	272,162,346	218,370,791
313030	Sales & Use Tax-Brkrd Nat Gas	-	1,358,153	1,296,343
313040	Sales & Use Tax-Crim Justice	-	24,102,825	18,637,086
316010	B&O Tax	31,201,605	296,938,537	256,338,929
316020	B&O Tax-Admissions Rev	1,040,367	11,691,224	5,457,085
316040	B&O Tax-Admissions Surcharge	1,283	-	-
316070	B&O Tax-Gas Utility	1,316,554	11,310,156	9,854,724
316080	B&O Tax-Garbage Utility	332,964	1,800,000	1,500,000
316100	B&O Tax-Cable Tv Utility	1,235,246	14,738,675	13,231,506
316110	B&O Tax-Telephone/Graph Util	1,601,280	18,419,141	15,393,255
316120	B&O Tax-Steam Utility	-	1,280,842	1,160,220
316130	B&O Tax-Electric Utility	-	61,149,886	53,615,662
316140	B&O Tax-Water Utility	-	34,935,933	32,791,929
316150	B&O Tax-Sewer Utility	-	55,419,808	59,797,084
316160	B&O Tax-Solid Waste Utility	-	21,502,149	21,019,751
316180	B&O Tax-Trans Fee-In City	-	2,300,000	1,750,000
316190	B&O Tax-Trans Fee-Out City	-	4,334,277	4,233,022
317040	Leasehold Excise Tax Rev	(398,968)	5,500,000	5,105,913
317060	Gambling Excise Tax Rev	-	475,000	260,000
318110	Firearms & Ammunition Tax	-	100,000	85,000
318210	Heating Oil Tax	-	-	(89,425)
318310	Transportation Network Co Tax	-	-	5,022,448
321100	Bus Lic&Perm-Business Gen	-	18,598,939	15,089,826
322040	Nonbus Lic&Perm-Comm Park	-	2,260,000	2,260,000
322170	Nonbus Lic&Perm-Truck Overload	-	260,000	260,000
322220	Nonbus Lic&Perm-Strmwtr Sewer	20,750	-	-
322260	Nonbus Lic&Perm-Meter Hood Fee	-	4,500,000	4,500,000
335010	Marijuana Enforcement	-	1,500,000	1,350,000
335030	Vessel Registration Fees	-	125,000	125,000
335070	Criminal Justice Hi Crm	-	1,900,000	2,000,000

Finance General

335080	Criminal Justice Pop	-	1,000,000	1,200,000
335090	Criminal Justice Dcd #1	-	700,000	800,000
335120	Rev Sharing Dui-Cities	-	115,000	100,000
335140	Liquor Excise Tax	-	3,750,000	4,000,000
335150	Liquor Board Profits	-	5,950,000	5,950,000
341900	General Government-Other Rev	1,012,353	1,257,180	1,435,000
348170	Isf-Itld Alloc Rev	15,716,883	-	-
360020	Inv Earn-Residual Cash	-	6,764,911	2,124,561
360130	Interest On Contracts/Notes Re	-	450,000	375,000
360290	Parking Fees	-	39,019,000	39,019,000
360390	Proceeds From Sale Of Assets	15,990,663	-	-
360900	Miscellaneous Revs-Other Rev	84,015	9,766,242	889,425
395010	Sales Of Land & Buildings	-	66,500,000	-
397010	Operating Transfers In	1,407,894	4,266,559	72,750,000
397200	Interfund Revenue	-	750,000	-
Total Revenues for: 00100 - General Fund		70,476,542	1,287,737,783	1,379,092,281
400000	Use of/Contribution to Fund Balance	-	19,343,883	(13,870,271)
Total Resources for:00100 - General Fund		70,476,542	1,307,081,666	1,365,222,010
318100	Sweetened Beverage Tax	-	24,329,000	20,771,875
397010	Operating Transfers In	-	4,018,000	-
Total Revenues for: 00155 - Sweetened Beverage Tax Fund		-	28,347,000	20,771,875
400000	Use of/Contribution to Fund Balance	-	(1,678,574)	(15,323)
Total Resources for:00155 - Sweetened Beverage Tax Fund		-	26,668,426	20,756,552
360010	Investment Interest	-	-	(1,150,000)
360020	Inv Earn-Residual Cash	-	2,200,000	2,200,000
360290	Parking Fees	-	150,000	150,000
395010	Sales Of Land & Buildings	-	6,865,000	2,515,000
Total Revenues for: 00164 - Unrestricted Cumulative Reserve Fund		-	9,215,000	3,715,000
400000	Use of/Contribution to Fund Balance	-	797,317	(446,430)
Total Resources for:00164 - Unrestricted Cumulative Reserve Fund		-	10,012,317	3,268,570
397010	Operating Transfers In	7,539,451	3,007,479	1
Total Revenues for: 00166 - Revenue Stabilization Fund		7,539,451	3,007,479	1

Finance General

400000	Use of/Contribution to Fund Balance	-	(3,007,479)	25,700,000
Total Resources for:00166 - Revenue Stabilization Fund		7,539,451	-	25,700,001
397010	Operating Transfers In	1,706,916	1,922,482	-
Total Revenues for: 10102 - Emergency Fund		1,706,916	1,922,482	-
400000	Use of/Contribution to Fund Balance	-	(1,922,482)	47,050,000
Total Resources for:10102 - Emergency Fund		1,706,916	-	47,050,000
317090	Short Term Rental Tax	-	10,500,000	7,350,000
Total Revenues for: 12200 - Short-Term Rental Tax Fund		-	10,500,000	7,350,000
400000	Use of/Contribution to Fund Balance	-	(193,156)	(179,356)
Total Resources for:12200 - Short-Term Rental Tax Fund		-	10,306,844	7,170,644
360000	Miscellaneous Revs	-	-	1,965,571
Total Revenues for: 20130 - LTGO Bond Interest and Redemption Fund		-	-	1,965,571
311010	Real & Personal Property Taxes	-	22,761,750	22,764,200
Total Revenues for: 20140 - UTGO Bond Interest Redemption Fund		-	22,761,750	22,764,200
317010	Real Estate Excise Tax Reet #1	-	41,478,871	31,204,383
Total Revenues for: 30010 - REET I Capital Fund		-	41,478,871	31,204,383
400000	Use of/Contribution to Fund Balance	-	4,375,738	3,111,622
Total Resources for:30010 - REET I Capital Fund		-	45,854,609	34,316,005
317020	Real Estate Excise Tax Reet #2	-	41,478,871	31,204,383
Total Revenues for: 30020 - REET II Capital Fund		-	41,478,871	31,204,383
400000	Use of/Contribution to Fund Balance	-	6,909,020	846,144
Total Resources for:30020 - REET II Capital Fund		-	48,387,891	32,050,527
397010	Operating Transfers In	458,000	-	-
Total Revenues for: 36500 - 2018 Multipurpose LTGO Bond Fund		458,000	-	-

Finance General

391010	G.O.Bond Proceeds	-	25,534,030	-
Total Revenues for: 36700 - 2020 Multipurpose LTGO Bond Fund		-	25,534,030	-
391010	G.O.Bond Proceeds	-	20,316,750	-
Total Revenues for: 36710 - 2020 LTGO Taxable Bond Fund		-	20,316,750	-
391010	G.O.Bond Proceeds	-	-	61,899,481
Total Revenues for: 36800 - 2021 Multipurpose LTGO Bond Fund		-	-	61,899,481
400000	Use of/Contribution to Fund Balance	-	-	(8,083,000)
Total Resources for:36800 - 2021 Multipurpose LTGO Bond Fund		-	-	53,816,481
391010	G.O.Bond Proceeds	-	-	122,837,800
Total Revenues for: 36810 - 2021 LTGO Taxable Bond Fund		-	-	122,837,800
400000	Use of/Contribution to Fund Balance	-	-	(70,000,000)
Total Resources for:36810 - 2021 LTGO Taxable Bond Fund		-	-	52,837,800
Total FG Resources		80,180,909*	1,516,924,283	1,666,918,361

**Note that 2019 revenue for most major General Fund sources was budgeted and collected into the Department of Finance and Administrative Services. Beginning in 2020 and onwards, these revenues sources are budgeted and collected in Finance General.*

Finance General

Appropriations by Budget Summary Level and Program

FG - BO-FG-2QA00 - Appropriation to Special Funds

The purpose of the Appropriation to Special Funds Budget Summary Level is to appropriate General Fund and other centrally managed resources, several of which are based upon the performance of certain City revenues, to bond redemption or special purpose funds. These appropriations are implemented as operating transfers to the funds or accounts they support.

Program Expenditures	2019 Actuals	2020 Adopted	2021 Proposed
Appropriation to Special Funds	180,211,171	183,761,018	235,787,335
Total	180,211,171	183,761,018	235,787,335

**FTE totals are provided for informational purposes only. Changes in FTEs resulting from City Council or Human Resources Director actions outside of the budget process may not be detailed here*

FG - BO-FG-2QD00 - General Purpose

The purpose of the General Purpose Budget Summary Level is to provide appropriation authority to those programs for which there is no single appropriate managing department, or for which there is Council and/or Mayor desire for additional budget oversight.

Program Expenditures	2019 Actuals	2020 Adopted	2021 Proposed
General Purpose	-	-	145,160,959
Reserves	38,061,436	84,478,197	-
Total	38,061,436	84,478,197	145,160,959

**FTE totals are provided for informational purposes only. Changes in FTEs resulting from City Council or Human Resources Director actions outside of the budget process may not be detailed here*

The following information summarizes the programs in General Purpose Budget Summary Level:

General Purpose

The purpose of the General Purpose Budget Program is to provide appropriation authority to those programs for which there is no single appropriate managing department, or for which there is Council and/or Mayor desire for additional budget oversight.

Expenditures/FTE	2019 Actuals	2020 Adopted	2021 Proposed
General Purpose	-	-	145,160,959

Reserves

Finance General

	2019	2020	2021
Expenditures/FTE	Actuals	Adopted	Proposed
Reserves	38,061,436	84,478,197	-

Seattle Department of Human Resources

Bobby Humes, Director

(206) 684-7999

<http://www.seattle.gov/personnel/>

Department Overview

The Seattle Department of Human Resources (SDHR) is responsible for centrally setting the strategic direction for human resources services: identifying, hiring, and retaining the City's dynamic, diverse workforce as well as developing and administering a compensation and benefits program to create a quality employee experience. SDHR also provides core human resources (HR) support services to all City employees. SDHR operations:

- create greater HR accountability and collaboration citywide so that consistent, cost-effective services are provided to all employees;
- provide full-service HR to 18 supported departments;
- manage the evolving HR alignment strategic plan;
- ensure a culture of respect and dignity for all employees;
- develop consistent policies, improved services, and programs that enhance the workforce;
- develop proactive workforce equity through our Workforce Equity Strategic Action Plan; and
- provide executive recruitment and succession planning services.

SDHR establishes Citywide personnel rules; offers strategic consultative assistance to departments, policymakers and employees; and ensures department staff and managers receive information and resources required to meet business needs and legal requirements such as leave administration.

The **Director's Office** establishes Citywide personnel rules; offers strategic consultative assistance to departments, policymakers and employees; provides internal fiscal management and budget development; and spearheads Citywide programs and efforts such as the Human Resources Strategic Plan and the Workforce Equity Initiative.

Citywide Shared Administrative Services administers Citywide quality and cost-effective employee benefits, including health care and workers' compensation; provides Citywide safety, classification/compensation and Workforce Analytics & Reporting services; manages the City's voluntary deferred compensation plan; and handles absence management.

Citywide Workforce Equity leads the Workforce Equity Strategic Plan and proactively addresses policies, processes and practices that advance the City's ability to maintain consistent and equitable treatment of employees Citywide. Partners include the Office for Civil Rights and the community to end racial disparities and create fair and equitable City career pathways.

Citywide Labor Relations develops and implements labor relations strategies in collaboration with labor management teams across the City, develops training in coordination with HR systems administration and operations while bargaining the impacts of management strategy and philosophy with labor partners.

Citywide Service Delivery and Talent Acquisition provides human resources support to executive offices; strategic alignment with department HR leaders and staff; and talent engagement, selection and staffing accountability for equitable outcomes.

Citywide HR Planning and Innovation is the strategy by which the Citywide HR workplan is developed by the multi-departmental Human Resources Leadership Team (HRLT) and focuses on projects intended to improve HR practices, standardize HR processes, implement Citywide HR programs, and update policies to meet workforce and business needs.

Seattle Department of Human Resources

Citywide Human Resources Investigations Unit responds to and thoroughly investigates employee allegations of harassment, discrimination, retaliation and harassment-related misconduct in a manner which reflects an acknowledgement of the historical limitations of the employment law.

Personnel Compensation Trust Funds

The Seattle Department of Human Resources (SDHR) administers five Personnel Compensation Trust Funds related to employee benefits. These funds are managed through Citywide contractual obligations on behalf of employees and City departments. The administering department collects funds from other City departments, which are then paid out to various insurance companies, service providers, and individuals.

Health Care Fund: contains the revenues and expenses related to the City's medical, dental and vision insurance programs; Flexible Spending Account program; Employee Assistance Program; COBRA continuation coverage; and other healthcare related items. The City is self-insured for both the Aetna and Kaiser medical plans, the vision plan, and one dental plan and carries insurance for the remaining dental plan.

Fire Fighters Health Care Fund: was created to track fire fighter employee contributions previously held within the larger Health Care Fund. Fire fighter premium collections are distributed directly to the trust that provides fire fighters' healthcare.

Industrial Insurance Fund: captures the revenues and expenditures associated with the City's Workers' Compensation and Safety programs. Since 1972, the City of Seattle has been a self-insured employer as authorized under state law. The Industrial Insurance Fund receives payments from City departments to pay for these costs and related administrative expenses. Overall costs include fees levied by the Washington State Department of Labor and Industries, reinsurance premiums, and administrative costs to manage the program.

Unemployment Insurance Fund: contains the revenues and expenditures associated with the City's unemployment benefit and administration costs. The City is a self-insured employer with respect to unemployment insurance.

Group Term Life Insurance Fund: contains the revenues and expenses related to the City's group term life insurance, long-term disability insurance, and accidental death and dismemberment insurance plans.

Budget Snapshot

	2019 Actuals	2020 Adopted	2021 Proposed
Department Support			
General Fund Support	20,325,095	24,793,893	22,610,314
Other Funding - Operating	273,085,915	298,050,263	313,010,646
Total Operations	293,411,010	322,844,156	335,620,960
Total Appropriations	293,411,010	322,844,156	335,620,960
 Full-Time Equivalents Total*	 108.00	 114.50	 111.50

** FTE totals are provided for informational purposes only. Changes in FTEs resulting from City Council or Human Resources Director actions outside of the budget process may not be detailed here.*

Seattle Department of Human Resources

Budget Overview

The Seattle Department of Human Resources (SDHR) strives for a consistent, equitable employee experience at the City so that employees can do their best work. SDHR supports employee resources such as benefits and professional development, and department services such as employee relations and job classifications. SDHR provides full human resources (HR) services to most small and medium-sized departments. The City's larger departments employ their own HR staff. This structure has created the potential for varying levels of HR services and employee experiences across the City. The 2020 Adopted Budget highlighted the work of SDHR to continue to align the City's HR practices, creating strategic changes in workplace culture that would lead to the deepest impacts on workforce equity.

However, the City is projecting significant revenue losses due to COVID-19 and the resulting public health crisis. As a result, the budget includes reductions for most departments across the City. The 2021 Proposed Budget reduces SDHR's appropriation by 3.0 FTE over several programs, including:

Realignment of Resources to Match Changed Business Processes

In light of anticipated budget reductions, SDHR prioritized identifying efficiencies within and among its divisions to realign resources with newly changed businesses processes and workload. Changes in this category include systems improvements for both the Compensation and Classification Unit and Financial Services Unit and reducing duplication of Alternative Dispute Resolution services with the Office of the Employee Ombud, resulting in FTE changes.

Reduction in Coordination of Select Citywide Services

To minimize negative impact on core HR Services, SDHR is maintaining existing resources for such services and will instead end coordination or postpone implementation of various non-core Citywide services. Changes in this category include postponing the consolidation of Citywide leave administration; shifting City Service Award program coordination to departments; eliminating an unfunded vacant position to recognize the transition to a One HR strategy that will align City HR practices; and reducing the program operating budget for the City Leadership Academy, effectively ending the program.

Workforce Equity

To ensure the City's ability to maintain consistent and equitable treatment of all City employees, the 2021 Proposed Budget adds two half-time positions to the SDHR Workforce Equity unit to manage language premium policy development and implementation and Equal Employment Opportunity compliance.

Department Reorganization

The City plans to transfer and reimagine certain Seattle Police Department (SPD) functions within the department and to existing or newly created City departments. Although the number of City employees is not planned to increase, SDHR will have additional responsibility to directly support transferred employees in certain areas, and the 2021 Proposed Budget resources to support this work.

Several additional baseline and operational adjustments are included in the adopted budget, which:

- reduce appropriation for the department's non-labor operating budget, including subscriptions, consultant services, and operating supplies in several functional areas, primarily labor relations, service delivery, training, and talent acquisition;
- redistribute the 2020 lump-sum annual wage increase;
- adjust appropriation for changes to central costs including internal services, health care, retirement and workers' compensation charges; and
- adjust appropriation for 2020 one-time changes, including costs for a new system to streamline Occupational Safety and Health Administration (OSHA) reporting and term-limited temporary (TLT) costs.

Finally, the 2021 Proposed Budget includes net-zero technical adjustments for simplification and alignment of SDHR's budget. These adjustments include moving the software license fees budget into a newly created account, adding project detail to CBO and City Council change transactions, and the redistribution of the indirect

Seattle Department of Human Resources

project budget to improve SDHR's complex cost recovery.

Personnel Compensation Trust Funds

The following provides a summary of each of the five individual funds that comprise the Personnel Compensation Trust Funds and are administered by SDHR.

Health Care Fund: Total City health care costs including medical, dental and vision care are expected to increase to \$275.6 million in 2021. Growth in 2021 is expected to be somewhat muted relative to previous years at 4.5%, due to suppressed utilization in response to COVID-19.

The 2021 Proposed Budget assumes an estimate of 11,744 regular and 330 benefits-eligible temporary employees enrolled in healthcare.

Fire Fighters Health Care Fund: Firefighter payments remain level at \$2.0 million in the 2021 Proposed Budget.

Industrial Insurance Fund: The 2021 Proposed Budget assumes an increase in total expenditures of \$411,091 principally due to upward trends in medical and time-loss claims (5%), as well as costs associated with masks and other personal protective equipment (PPE) in the workplace.

Unemployment Insurance Fund: The 2021 Proposed Budget for unemployment assumes an increase from the 2020 Adopted Budget of \$2.6 million in expenses to a total of \$4.7 million. This increase is due to the continuing likelihood of diminished revenues and in anticipation of an increased number of claims into 2021.

Group Term Life Fund: Total costs in the fund are expected to remain at 2020 levels of approximately \$6.6 million in 2021. The City underwent a bid process with carriers in 2019 and 2020, which led to some reductions in rates for these employee insurance plans. The reductions mainly affect the premium costs of employees, as they pay the majority of the total cost. The reduction does, however, allow the City to keep its expected costs unchanged in 2021.

Incremental Budget Changes

Seattle Department of Human Resources

	2021 Proposed Budget	FTE
2020 Adopted Budget	322,844,156	114.50
Baseline		
Adjustment for One-Time Budget Changes	(2,191,006)	-
Citywide Adjustments for Standard Cost Changes	(791,228)	-
Baseline Adjustments for Personnel Costs	189,881	-
Proposed Operating		
Realignment of Compensation and Classification Unit Resources	(68,993)	(0.50)
Reorganization of Finance and Accounting Services Unit	(148,883)	(1.00)
Reduction of Alternative Dispute Resolution Duplicative Function	(149,413)	(1.00)
Elimination of Citywide Leave Manager Position	(149,413)	(1.00)
Elimination of Continuous Service Award Program Coordination	(100,163)	(1.00)
Abrogation of Unfunded Vacant Exec2 Pocket	-	(1.00)
Elimination of City Leadership Academy Program Budget	(92,250)	-

Seattle Department of Human Resources

Reduction of Non-labor Operating Budget	(265,206)	-
Addition of Language Premium Pay Position (StratAdvsr1,Exempt)	85,413	0.50
Addition of Equal Employment Opportunity Coordinator (StratAdvsr1,Exempt) and Software	115,413	0.50
Addition of Service Delivery and Benefits Staff for Departmental Reorganization	227,326	1.50
Unemployment Insurance Adjustment	2,605,984	-
Health Care Fund Adjustment	11,919,926	-
Proposed Technical		
Adjustment for One-time TLT Mid-2021 Sunset	(68,301)	-
Updates to Department Vacancy Assumption	(62,971)	-
Personnel Compensation Trust Funds Balancing Adjustments	17,598	-
2021 Industrial Insurance Expenditure Adjustment	411,091	-
Redistribution of AWI Retro Lump-Sum	554,000	-
Budget Authority for Fund Balance Transfer	738,000	-
Intradepartmental Indirect Cost Balancing	-	-
Budget-Neutral Account Budget Alignment	-	-
Addition of Project Detail to CBO and Council Change Transactions	-	-
Reversal of Incorrect Autogenerated Transaction	-	-
Indirect Cost Balancing	-	-
SDHR Allocation Revenue Updates	-	-
Total Incremental Changes	\$12,776,804	(3.00)
Total 2021 Proposed Budget	\$335,620,960	111.50

Description of Incremental Budget Changes

Baseline

Adjustment for One-Time Budget Changes

Expenditures	\$(2,191,006)
Revenues	\$(1,750,715)

This item includes budget adjustments for one-time changes in the 2020 Adopted Budget. Expenditure reductions include costs for a new system to streamline Occupational Safety and Health Administration (OSHA) reporting and term end of temporary positions costs. The revenue reduction reflects use of fund balance to cover higher-than-anticipated Citywide health care expenditures.

Citywide Adjustments for Standard Cost Changes

Expenditures	\$(791,228)
--------------	-------------

Citywide technical adjustments made in the baseline phase reflect changes to internal services costs, including rates from the Department of Finance & Administrative Services, Seattle Information Technology Department, Seattle Department of Human Resources, and for healthcare, retirement and industrial insurance charges for the

Seattle Department of Human Resources

department. These adjustments reflect initial assumptions about these costs and inflators early in the budget process.

Baseline Adjustments for Personnel Costs

Expenditures	\$189,881
--------------	-----------

This centrally administered change adjusts appropriations to reflect an annual wage increase, as outlined in the agreements between the City and the Coalition of Unions, for personnel costs included in this department's baseline budget. This includes increases to salary, FICA, Medicare, family medical leave, retirement, overtime and temporary labor. There is no increase assumed from 2021 to 2022. This does not include a 2021 salary increase for non-represented Executives, Managers and Strategic Advisors.

Proposed Operating

Realignment of Compensation and Classification Unit Resources

Expenditures	\$(68,993)
Position Allocation	(0.50)

SDHR's Compensation and Classification Unit is in the process of replacing its high-touch, labor-intensive tracking system, as well as improving other internal processes. The resulting process efficiencies will reduce the current workload. This item reduces appropriation authority by \$68,993 to the HR Services BSL and has the following two actions: 1) reclassification of 1.0 FTE Personnel Analyst, Asst to 1.0 FTE Admin Spec II, and 2) reduction of the 1.0 FTE Admin Spec II to 0.5 FTE Admin Spec II. These changes align resources with changed business processes and workload and have minimal negative impacts to services to City departments.

Reorganization of Finance and Accounting Services Unit

Expenditures	\$(148,883)
Position Allocation	(1.00)

A new workers' compensation system came online in 2020, streamlining and automating several processes previously handled by the Seattle Department of Human Resources' internal Finance Services Unit. This item reduces appropriation authority by \$148,883 to the Leadership and Administration BSL and realigns accounting and finance resources to match changed business processes and workload. Specifically, this item 1) abrogates 1.0 FTE Senior Accountant in the Finance Services Unit and 2) reclassifies 1.0 FTE Manager 2 to 1.0 FTE Principal Accountant.

Reduction of Alternative Dispute Resolution Duplicative Function

Expenditures	\$(149,413)
Position Allocation	(1.00)

The recently created Office of the Employee Ombud (OEO) incorporates alternative dispute resolution (ADR) into its services to City employees. Specifically, OEO provides opportunities for City employees to receive coaching, mediation, or other conflict resolution assistance through its team of three ombuds and support staff. This item abrogates 1.0 FTE Strategic Advisor I in the Alternative Dispute Resolution unit in the Seattle Department of Human Resources, and reduces appropriation authority by \$132,487 to the HR Services BSL and by \$16,926 to the Leadership and Administration BSL to prevent duplication of services with OEO without adverse impact on City employees accessing such services.

Elimination of Citywide Leave Manager Position

Expenditures	\$(149,413)
--------------	-------------

Seattle Department of Human Resources

Position Allocation (1.00)

SDHR had begun work on strategies related to a centralized Citywide leave program due to inconsistencies in leave administration across City departments. A position was newly created in 2020, and the new body of work would have directed centralized leave program strategies. However, the pocket created to manage this program remains vacant. This item abrogates 1.0 FTE Manager 1, Exempt vacant pocket in the Seattle Department of Human Resources, and decreases appropriation authority by \$149,413 to the Leadership and Administration BSL. Moving forward, efforts will be made to standardize leave practices across the City.

Elimination of Continuous Service Award Program Coordination

Expenditures \$(100,163)

Position Allocation (1.00)

SDHR is authorized to establish and administer a City Service Award program for recognition of employees' completion of continuous years of service to the City; funding for these awards is included in each department's budget. SDHR currently provides this non-core service as an efficiency for departments. This item ends SDHR coordination by abrogating 1.0 FTE Personnel Analyst, and decreasing appropriation authority by \$83,237 to the HR Services BSL and by \$16,926 to the Leadership and Administration BSL. Departments will be asked to incorporate the continuous service awards into their internally managed employee recognition programs.

Abrogation of Unfunded Vacant Exec2 Pocket

Expenditures -

Position Allocation (1.00)

SDHR strives for a consistent, equitable employee experience at the City of Seattle. Towards this goal, SDHR developed the 2016 HR Consolidation Strategic Plan to move all HR positions under a single City HR department, which would have more than doubled the number of HR staff in the reorganized department. An unfunded Executive 2 pocket was added in the 2017 quarterly supplemental process to manage the consolidation. SDHR is now moving forward with a One HR strategy that will align City HR practices, but will not consolidate all HR personnel. This item abrogates the vacant, unfunded Executive 2 position.

Elimination of City Leadership Academy Program Budget

Expenditures \$(92,250)

Revenues \$(100,000)

In 2020, SDHR requested 1.0 FTE Program Coordinator position to manage, administer, and coordinate the City Leadership Academy program. The proposal was funded in the Mayor's Proposed budget, but Council eliminated the position for ongoing savings in the balancing package. SDHR does not have capacity to staff the program and cannot use the fee-supported program operating budget for another purpose, so the 2021 Proposed Budget removes this appropriation. Specifically, this item reduces appropriation authority by \$92,250 to the HR Services BSL and eliminates the non-labor operating budget for the City Leadership Academy program.

Reduction of Non-labor Operating Budget

Expenditures \$(265,206)

This item is a one-time reduction in appropriation authority of \$265,206 to the Leadership and Administration BSL, and reduces appropriation for subscriptions, consultant services, and operating supplies in several functional areas, primarily labor relations, service delivery, training, and talent acquisition.

Addition of Language Premium Pay Position (StratAdvsr1, Exempt)

Seattle Department of Human Resources

Expenditures	\$85,413
Position Allocation	0.50

The Collective Bargaining Agreements (CBA) between the City of Seattle and City employee unions included provision that effective December 25, 2019, Employees assigned to perform bilingual, interpretive and/or translation services for the City shall receive a \$200.00 per month premium pay. The City shall ensure employees providing language access services are independently evaluated and approved. The City may review the assignment annually and may terminate the assignment at any time. This item creates 0.5 FTE Strategic Advisor I pocket in the Workforce Equity division. This position will be responsible for guiding Citywide language premium policy development and implementation, including establishing and administering a centralized program to ensure transparent, consistent, and equitable application of language premium pay for employees assigned to perform bilingual, interpretive and/or translation services.

Addition of Equal Employment Opportunity Coordinator (StratAdvsr1,Exempt) and Software

Expenditures	\$115,413
Position Allocation	0.50

This item creates 0.5 FTE Strategic Advisor I pocket in the Workforce Equity division in the Seattle Department of Human Resources for Equal Employment Opportunity (EEO)/Affirmative Action Program work. This position will manage and ensure EEO compliance across all City departments, including reviewing and analyzing data to ensure communities of color are not disproportionately or adversely impacted by city employment, services, and programs. This increased appropriation also includes funding for the software required to meet mandated EEO requirements to retain eligibility for federal funding. A related 0.5 FTE pocket is proposed for the Office for Civil Rights, which will be responsible for coordinating and ensuring compliance with Title VI requirements across all City departments.

Addition of Service Delivery and Benefits Staff for Departmental Reorganization

Expenditures	\$227,326
Position Allocation	1.50

The City plans to transfer and reimagine certain Seattle Police Department (SPD) functions within the department and to existing or newly created City departments. Although the number of City employees is not planned to increase, SDHR will have additional responsibility to directly support transferred employees in certain areas. This items adds a 0.5 FTE Personnel Analyst to handle direct benefits assistance and 1.0 FTE StratAdvsr1,Exempt HR Business Partner to provide direct-facing HR support to employees.

Unemployment Insurance Adjustment

Expenditures	\$2,605,984
Revenues	\$2,605,984

This item increases appropriations \$2,605,984 in the Industrial Insurance fund to meet the expected increase in costs of unemployment insurance claims filings in 2021.

Health Care Fund Adjustment

Expenditures	\$11,919,926
Revenues	\$13,726,423

This item increases revenues and expenditures from 2021 baseline in the Health Care Fund (10112) to pay for employee medical, dental and vision claims costs, EAP services, and related administrative costs.

Proposed Technical

Seattle Department of Human Resources

Adjustment for One-time TLT Mid-2021 Sunset

Expenditures \$(68,301)

This item adjusts the 2021 labor budget for a term-limited temporary (TLT) position ending June 30, 2021. The 2019 Q2 supplemental added funding for 1.0 FTE Strategic Advisor 1 TLT beginning June 2019 and ending June 2021. A 2020 change added the full-year funding in 2020 to regular labor accounts instead of temporary labor. The 2021 labor budget is reduced to half-year, and the remaining six months' budget is transferred from regular labor accounts to temporary labor.

Updates to Department Vacancy Assumption

Expenditures \$(62,971)

This item updates the SDHR budget to reflect a 1% vacancy rate after budget changes and realignment since the 2018 Adopted budget.

Personnel Compensation Trust Funds Balancing Adjustments

Expenditures \$17,598

Revenues \$133,261

This is a technical item to balance revenues and expenditures for the Personnel Compensation Trust Funds managed by this department.

2021 Industrial Insurance Expenditure Adjustment

Expenditures \$411,091

This item increases expected expenditures for the Industrial Insurance (Workers Compensation) Fund due principally to upward trends in medical and time-loss claims (5%), as well as costs associated with masks and other personal protective equipment (PPE) in the workplace.

Redistribution of AWI Retro Lump-Sum

Expenditures \$554,000

This item redistributes the lump-sum \$554,000 for retroactive 2019 Annual Wage Increase, added to the 2020 budget by CBO in a project placeholder account. This amount is the baseline AWI adjustment. SDHR created the transactions at the project level – needed for accurate Central Cost Manual calculations – in lieu of the usual program-level CBO central adjustments. The transactions adjust 2020 labor to match the actual labor expenditures expected for each project, based on historical labor hour data.

Budget Authority for Fund Balance Transfer

Expenditures \$738,000

This item adds budget authority in the amount of \$738,000 to the Leadership & Administration BSL. This amount will be transferred to the Department for Finance & Administrative Services (FAS) for the Human Capital Management (HCM)/HRIS replacement project.

Intradepartmental Indirect Cost Balancing

Expenditures -

This item balances the intradepartmental indirect cost distribution from Citywide, department, and division indirect projects to the SDHR direct projects, per the City's standard complex indirect cost model for internal services

Seattle Department of Human Resources

departments.

Budget-Neutral Account Budget Alignment

Expenditures -

This item realigns budget in three areas: move medical benefits generated by Questica to the Pooled Benefits project where they are normally budgeted; move unused Director's Office budget into accounts that have no budget but ongoing expenditures, including shredding and other services; and move the software license fees budget in the Training Management and Talent Acquisition software purchases account into the newly created account 546070 Fees-Software License Renewal. These budget-neutral changes are needed to improve SDHR's ability to characterize, develop and monitor its budget.

Addition of Project Detail to CBO and Council Change Transactions

Expenditures -

The central budget system, Questica, allows changes at the program and account level. SDHR's budget system rolls up from the project/account level. Several changes by CBO and Council staff were entered at the program level for 2020, and any correction requires backing out the original line and re-entering it with the additional detail.

Reversal of Incorrect Autogenerated Transaction

Expenditures -

SDHR transferred \$404,000 budget for a planned information technology project to the program ITD would charge for the work. This net-zero budget alignment was marked one-time and was inadvertently automatically reversed in the budget system, throwing the budget out of balance. This item restores the original transaction.

Indirect Cost Balancing

Expenditures -

This item creates budget-neutral alignment transactions that balance intradepartmental indirect cost expenditure and cost recovery.

SDHR Allocation Revenue Updates

Revenues \$(1,002,233)

These items adjust the SDHR Allocation [HRAAlloc] revenue to match the May 2021-2022 CCM estimates and separately call out an estimated reimbursement revenue from the City's Deferred Compensation administrator (currently Nationwide).

Expenditure Overview

	2019 Actuals	2020 Adopted	2021 Proposed
Appropriations			
SDHR - BO-HR-GTL - GTL/LTD/AD&D Insurance Service			
10113 - Group Term Life Fund	6,466,162	6,645,783	6,663,381
Total for BSL: BO-HR-GTL	6,466,162	6,645,783	6,663,381

SDHR - BO-HR-HEALTH - Health Care Services

Seattle Department of Human Resources

10112 - Health Care Fund	241,486,758	263,694,580	275,670,290
63100 - Fire Fighters Healthcare Fund	1,718,054	2,000,000	2,000,000
Total for BSL: BO-HR-HEALTH	243,204,812	265,694,580	277,670,290
SDHR - BO-HR-INDINS - Industrial Insurance Services			
10110 - Industrial Insurance Fund	21,154,126	23,579,900	23,940,991
Total for BSL: BO-HR-INDINS	21,154,126	23,579,900	23,940,991
SDHR - BO-HR-N5000 - Leadership and Administration			
00100 - General Fund	642,972	1,257,000	738,000
Total for BSL: BO-HR-N5000	642,972	1,257,000	738,000
SDHR - BO-HR-N6000 - HR Services			
00100 - General Fund	19,682,123	23,536,893	21,872,314
Total for BSL: BO-HR-N6000	19,682,123	23,536,893	21,872,314
SDHR - BO-HR-UNEMP - Unemployment Services			
10111 - Unemployment Insurance Fund	2,260,814	2,130,000	4,735,984
Total for BSL: BO-HR-UNEMP	2,260,814	2,130,000	4,735,984
Department Total	293,411,010	322,844,156	335,620,960
Department Full-Time Equivalents Total*	108.00	114.50	111.50

** FTE totals are provided for informational purposes only. Changes in FTEs resulting from City Council or Human Resources Director actions outside of the budget process may not be detailed here.*

Budget Summary by Fund Seattle Department of Human Resources

	2019 Actuals	2020 Adopted	2021 Proposed
00100 - General Fund	20,325,095	24,793,893	22,610,314
10110 - Industrial Insurance Fund	21,154,126	23,579,900	23,940,991
10111 - Unemployment Insurance Fund	2,260,814	2,130,000	4,735,984
10112 - Health Care Fund	241,486,758	263,694,580	275,670,290
10113 - Group Term Life Fund	6,466,162	6,645,783	6,663,381
63100 - Fire Fighters Healthcare Fund	1,718,054	2,000,000	2,000,000
Budget Totals for SDHR	293,411,010	322,844,156	335,620,960

Seattle Department of Human Resources

Revenue Overview

2021 Estimated Revenues

Account Code	Account Name	2019 Actuals	2020 Adopted	2021 Proposed
341190	Personnel Service Fees	15,215,004	22,303,847	20,641,493
341300	Administrative Fees & Charges	(350)	-	-
341900	General Government-Other Rev	2,440,616	-	-
360900	Miscellaneous Revs-Other Rev	408,318	-	560,121
Total Revenues for: 00100 - General Fund		18,063,587	22,303,847	21,201,614
360710	Wc Contrib-Medical Claims	12,681,205	13,748,036	14,475,866
360720	Wc Contrib-Pension Payouts	66,257	1,000,000	500,000
360730	Wc Contrib-Pooled Adm Costs	9,276,803	8,831,864	8,831,864
Total Revenues for: 10110 - Industrial Insurance Fund		22,024,265	23,579,900	23,807,730
400000	Use of/Contribution to Fund Balance	-	-	133,261
Total Resources for:10110 - Industrial Insurance Fund		22,024,265	23,579,900	23,940,991
360740	Unemployment Comp Contri	2,126,582	2,130,000	4,705,984
Total Revenues for: 10111 - Unemployment Insurance Fund		2,126,582	2,130,000	4,705,984
400000	Use of/Contribution to Fund Balance	-	-	30,000
Total Resources for:10111 - Unemployment Insurance Fund		2,126,582	2,130,000	4,735,984
350190	Nsf Check Fees	40	-	-
360020	Inv Earn-Residual Cash	2,108,108	837,522	1,680,000
360370	Insurance Prens & Recoveries	3,877,158	5,226,400	4,293,300
360520	Health Care Ins Contrib-Employ	33,668,144	29,492,822	39,455,652
360530	Dental Premiums-Employee	1,999,197	-	-
360770	Health Care Premiums-Employ	207,160,844	225,815,640	229,467,457
360900	Miscellaneous Revs-Other Rev	924,805	571,483	773,881
Total Revenues for: 10112 - Health Care Fund		249,738,297	261,943,867	275,670,290
400000	Use of/Contribution to Fund Balance	-	1,750,715	-
Total Resources for:10112 - Health Care Fund		249,738,297	263,694,582	275,670,290
360020	Inv Earn-Residual Cash	16,344	17,597	17,597

Seattle Department of Human Resources

360470	Emplyee Grp Trm Life Contribut	3,482,224	3,572,427	3,572,427
360480	Grp Trm Life Insur Employr	538,032	550,105	550,105
360500	L/T Disabil Insur Employee Con	2,206,650	2,269,004	2,269,004
360510	L/T Disabil Insur Employer Con	235,565	254,248	254,248
Total Revenues for: 10113 - Group Term Life Fund		6,478,817	6,663,381	6,663,381
360020	Inv Earn-Residual Cash	6,034	-	-
360520	Health Care Ins Contrib-Employ	1,918,484	2,000,000	2,000,000
Total Revenues for: 63100 - Fire Fighters Healthcare Fund		1,924,518	2,000,000	2,000,000
Total SDHR Resources		300,356,065	320,371,710	334,212,260

Seattle Department of Human Resources

Appropriations by Budget Summary Level and Program

SDHR - BO-HR-GTL - GTL/LTD/AD&D Insurance Service

The purpose of the Group Term Life Budget Summary Level is to provide appropriation authority for the City's group term life insurance, long-term disability insurance, and accidental death and dismemberment insurance.

Program Expenditures	2019 Actuals	2020 Adopted	2021 Proposed
GTL/LTD/AD&D Insurance	6,466,162	6,645,783	6,663,381
Total	6,466,162	6,645,783	6,663,381

**FTE totals are provided for informational purposes only. Changes in FTEs resulting from City Council or Human Resources Director actions outside of the budget process may not be detailed here.*

SDHR - BO-HR-HEALTH - Health Care Services

The purpose of the Health Care Budget Summary Level is to provide for the City's medical, dental, and vision insurance programs; the Flexible Spending Account; the Employee Assistance Program; and COBRA continuation coverage costs.

Program Expenditures	2019 Actuals	2020 Adopted	2021 Proposed
Health Care Services	243,204,812	265,694,580	277,670,290
Total	243,204,812	265,694,580	277,670,290

**FTE totals are provided for informational purposes only. Changes in FTEs resulting from City Council or Human Resources Director actions outside of the budget process may not be detailed here.*

SDHR - BO-HR-INDINS - Industrial Insurance Services

The purpose of the Industrial Insurance Budget Summary Level is to provide for medical, wage replacement, pension, and disability claims related to occupational injuries and illnesses, occupational medical monitoring, workplace safety programs, and related expenses.

Program Expenditures	2019 Actuals	2020 Adopted	2021 Proposed
Industrial Insurance Services	21,154,126	23,579,900	23,940,991
Total	21,154,126	23,579,900	23,940,991

**FTE totals are provided for informational purposes only. Changes in FTEs resulting from City Council or Human Resources Director actions outside of the budget process may not be detailed here.*

Seattle Department of Human Resources

SDHR - BO-HR-N5000 - Leadership and Administration

The purpose of the Leadership and Administration Budget Summary Level is to establish Citywide personnel rules and policies; provide consultative assistance to employees, departments, and policymakers; and lead Citywide programs and initiatives with the underlying objective of workforce equity. This Budget Summary Level also provides services that support City and SDHR department management, including financial and accounting services.

Program Expenditures	2019 Actuals	2020 Adopted	2021 Proposed
Citywide Indirect Costs	2,732,040	3,729,098	2,794,864
Departmental Indirect Costs	2,871,267	3,038,220	4,006,738
Divisional Indirect Costs	5,341,482	4,302,667	4,900,729
Indirect Cost Recovery	(10,316,867)	(11,893,349)	(13,094,886)
Pooled Benefits	15,050	2,080,364	2,130,555
Total	642,972	1,257,000	738,000
Full-time Equivalents Total*	35.00	35.00	32.00

**FTE totals are provided for informational purposes only. Changes in FTEs resulting from City Council or Human Resources Director actions outside of the budget process may not be detailed here.*

The following information summarizes the programs in Leadership and Administration Budget Summary Level:

Citywide Indirect Costs

Expenditures/FTE	2019 Actuals	2020 Adopted	2021 Proposed
Citywide Indirect Costs	2,732,040	3,729,098	2,794,864

Departmental Indirect Costs

Expenditures/FTE	2019 Actuals	2020 Adopted	2021 Proposed
Departmental Indirect Costs	2,871,267	3,038,220	4,006,738
Full Time Equivalents Total	17.00	17.00	16.00

Divisional Indirect Costs

Expenditures/FTE	2019 Actuals	2020 Adopted	2021 Proposed
-------------------------	-------------------------	-------------------------	--------------------------

Seattle Department of Human Resources

Divisional Indirect Costs	5,341,482	4,302,667	4,900,729
Full Time Equivalents Total	18.00	18.00	16.00

Indirect Cost Recovery

	2019 Actuals	2020 Adopted	2021 Proposed
Expenditures/FTE			
Indirect Cost Recovery	(10,316,867)	(11,893,349)	(13,094,886)

Pooled Benefits

	2019 Actuals	2020 Adopted	2021 Proposed
Expenditures/FTE			
Pooled Benefits	15,050	2,080,364	2,130,555

SDHR - BO-HR-N6000 - HR Services

The purpose of the HR Services Budget Summary Level is to provide Citywide strategic and technical human resources support while incorporating workforce equity strategies. This BSL administers employee benefits including health care and workers' compensation, the voluntary deferred compensation plan, and absence management; provides recruitment and staffing services; delivers employee training and development services; and negotiates and implements collective bargaining agreements. Other functions include safety, compensation/classification, supported employment programs, and Citywide human resources information management services.

Program Expenditures	2019 Actuals	2020 Adopted	2021 Proposed
HR Investigations	-	1,153,007	1,343,833
HR Service Delivery	1,891,121	1,585,945	1,767,510
HR Shared/Admin Services	8,002,047	10,471,813	8,310,447
HR Work Force Equity	3,248,641	3,086,917	3,311,497
Labor Relations	2,440,221	2,352,389	2,481,521
Recruit Retent	2,136,362	2,263,569	2,335,130
Training/Org Effectiveness	1,963,731	2,623,253	2,322,377
Total	19,682,123	23,536,893	21,872,314
Full-time Equivalents Total*	73.00	79.50	79.50

**FTE totals are provided for informational purposes only. Changes in FTEs resulting from City Council or Human Resources Director actions outside of the budget process may not be detailed here.*

The following information summarizes the programs in HR Services Budget Summary Level:

Seattle Department of Human Resources

HR Investigations

	2019 Actuals	2020 Adopted	2021 Proposed
Expenditures/FTE			
HR Investigations	-	1,153,007	1,343,833
Full Time Equivalents Total	-	4.00	4.00

HR Service Delivery

	2019 Actuals	2020 Adopted	2021 Proposed
Expenditures/FTE			
HR Service Delivery	1,891,121	1,585,945	1,767,510
Full Time Equivalents Total	5.00	6.00	7.00

HR Shared/Admin Services

	2019 Actuals	2020 Adopted	2021 Proposed
Expenditures/FTE			
HR Shared/Admin Services	8,002,047	10,471,813	8,310,447
Full Time Equivalents Total	39.00	39.50	39.50

HR Work Force Equity

	2019 Actuals	2020 Adopted	2021 Proposed
Expenditures/FTE			
HR Work Force Equity	3,248,641	3,086,917	3,311,497
Full Time Equivalents Total	11.00	11.00	11.00

Labor Relations

	2019 Actuals	2020 Adopted	2021 Proposed
Expenditures/FTE			
Labor Relations	2,440,221	2,352,389	2,481,521
Full Time Equivalents Total	5.00	5.00	5.00

Recruit Retent

	2019	2020	2021
Expenditures/FTE			

Seattle Department of Human Resources

	Actuals	Adopted	Proposed
Recruit Retent	2,136,362	2,263,569	2,335,130
Full Time Equivalents Total	5.00	5.00	4.00

Training/Org Effectiveness

	2019 Actuals	2020 Adopted	2021 Proposed
Expenditures/FTE			
Training/Org Effectiveness	1,963,731	2,623,253	2,322,377
Full Time Equivalents Total	8.00	9.00	9.00

SDHR - BO-HR-UNEMP - Unemployment Services

The purpose of the Unemployment Insurance Budget Summary Level is to provide the budget authority for the City to pay unemployment compensation expenses.

Program Expenditures	2019 Actuals	2020 Adopted	2021 Proposed
Unemployment Services	2,260,814	2,130,000	4,735,984
Total	2,260,814	2,130,000	4,735,984

**FTE totals are provided for informational purposes only. Changes in FTEs resulting from City Council or Human Resources Director actions outside of the budget process may not be detailed here.*

Seattle Information Technology Department

Saad Bashir, Chief Technology Officer

(206) 386-0026

<http://www.seattle.gov/seattleIT>

Department Overview

The Seattle Information Technology Department (Seattle IT) provides strategic direction for and management of the City's information technology resources. These include telecommunications, data, and supporting physical infrastructure; applications and application infrastructure; computer engineering and operations; data centers, servers, storage, and backup equipment; desktop, mobile, and printing devices; cloud services; digital engagement services; and the services to provide, maintain, and support the above for the City.

With a full view of the City's IT needs, Seattle IT looks for opportunities to consolidate multi-department IT requests into one Citywide project, identifies similar programs that can share a common platform, and considers where a department may already have a solution that another department could utilize.

Seattle IT is organized into 12 divisions: Frontline Digital Services; Digital Workplace; Business Applications; Platform Applications; Client Solutions; Executive Advisor; Service Modernization; Chief Privacy Officer; Digital Security & Risk; Technology Infrastructure; Chief of Staff; and Finance.

The **Frontline Digital Services** Division is accountable for day to day client support and services, including device and customer support, web support, and IT service management.

The **Digital Workplace** Division provides modern tools and technologies for the City. The division endeavors to find all the processes the City is using and improve them with digital tools.

The **Business Applications** Division provides development and support for applications that are specific to departments' business needs, including finance and human resources, public safety and dispatch, and utility systems.

The **Platform Applications** Division manages enterprise-wide software solutions including GIS, CRM, and Permitting. The division's support ranges from ongoing software maintenance to enhancements and special projects.

The **Client Solutions** Division strategically leads departments through technology service delivery. The division is a part of the Seattle IT Leadership Team and plays a vital role in service delivery to its business customers.

The **Executive Advisor** Division oversees several business-critical areas including the City's cable television franchises, providing affordable high-speed internet access to residents, businesses, and institutions. The division maintains regular information exchanges with government stakeholders and oversees the department's digital equity program.

The **Service Modernization** Division addresses new functionality and plans a modern approach to Best-in-Class digital service.

The **Chief Privacy Officer** Division provides structure and guidance essential for City departments to fully incorporate appropriate privacy practices into daily operations, and to build public trust and confidence in how we collect and manage the public's personal information.

The **Digital Security & Risk** Division balances safeguarding the City's assets, infrastructure, and the information entrusted to the City with the City's commitment to openness, transparency, equity, and innovation.

The **Technology Infrastructure** Division manages the back-end infrastructure of the organization.

Seattle Information Technology Department

The **Chief of Staff** Division provides the services that enable the successful operation of the department including corporate performance management, human resources, communications, and administrative services.

The **Finance** Division provides budget, accounting, contracting and purchasing services to the department.

As an internal service department, Seattle IT provides services to other City departments that in turn pay Seattle IT for the services they purchase. As such, Seattle IT receives revenue from most of the major fund sources within the City, including the General Fund, Seattle City Light, Seattle Public Utilities, Seattle Department of Transportation, Seattle Department of Construction and Inspections and the Retirement Fund. Seattle IT also receives funds from the City's Cable Television Fund, grants and other government agencies external to the City (e.g., Seattle Public Schools, the Port of Seattle) that buy Seattle IT services for special projects.

Cable Fund Overview

Beginning in 1996, the City of Seattle entered into cable franchise agreements that included a franchise fee as compensation for cable television providers locating in the public right-of-way. The City has approved franchises with CenturyLink, Comcast and Wave Division I.

The Cable Television Franchise Fund (created by Ordinance 118196) revenues come from the franchise fee collected from the agreements. Related expenditures are budgeted in Seattle IT and charged to the Cable Television Franchise Fund. Resolution 30379 establishes usage policies for the fund. The fund pays for the following services:

- administration of the Cable Customer Bill of Rights as well as the public, education, and government access costs the City is obligated to fund under the terms of its cable franchise agreements;
- support of the Seattle Channel, including both operations and capital equipment;
- programs and projects promoting technology literacy and access, including related research, analysis, and evaluation; and
- use of innovative and interactive technology, including television and online content, to provide ways for residents to access City services.

Budget Snapshot

	2019 Actuals	2020 Adopted	2021 Proposed
Department Support			
Other Funding - Operating	228,819,930	249,775,288	238,994,803
Total Operations	228,819,930	249,775,288	238,994,803
Capital Support			
Other Funding - Capital	30,151,671	32,028,057	37,438,137
Total Capital	30,151,671	32,028,057	37,438,137
Total Appropriations	258,971,601	281,803,345	276,432,940
Full-Time Equivalents Total*	680.60	701.10	672.10

* FTE totals are provided for informational purposes only. Changes in FTEs resulting from City Council or Human Resources Director actions outside of the budget process may not be detailed here

Seattle Information Technology Department

Budget Overview

Budget Efficiencies

The City is projecting significant revenue losses due to COVID-19 and the resulting public health crisis. As a result, the 2021 Proposed Budget includes reductions for most departments across the City, including Seattle IT. Seattle IT reviewed its budget to find reductions that would reduce client rates and maintain delivery of core services. The 2021 Proposed Budget includes:

- increasing the assumed employee vacancy rate for Seattle IT from 4% to 6%;
- plans to abrogate positions that are vacated due to retirement;
- changes to the client engagement model and print and batch processing services; and
- savings on consulting services and system maintenance.

Position Transfers

The 2021 Proposed Budget includes transfers of positions from Seattle IT to the Seattle Department of Construction and Inspections, Seattle Public Utilities and Finance and Administrative Services for work that was deemed to be operational technology best suited in the departments outside Seattle IT. Further details on these transfers are in the Incremental Budget Changes section.

Seattle IT Initiatives,

The 2021 Proposed Budget includes funding for Seattle IT to continue to provide core IT services, enhance its cyber security posture and implement new projects on behalf of the City. Two key changes to improve the delivery of IT services include additional staffing to increase capacity for Seattle IT's Security team and additional budget for cyber security insurance.

Cable Television Franchise Fund Budget Efficiencies

The Cable Television Franchise Fund receives revenues from cable television provider franchise fees. The 2021 Proposed Budget continues previous uses of the Cable Fund for programs such as the Seattle Channel, the Cable Customer Bill of Rights, initiatives that promote technology literacy and access, and technology that provides ways for residents to access City services.

Cable franchise fee revenues declined significantly from 2018 to 2019 and continued to decline in 2020. Seattle residents increasingly discontinue their cable television service in favor of internet-based streaming video services that are not subject to the City's regulatory structure. The 2021 Proposed Budget reflects reductions implemented in mid-2020 including ending contracted services for Public Access Television and the RecTech program at Seattle Parks and Recreation community centers. Seattle IT is closely monitoring quarterly franchise payments to determine if future reductions will be necessary.

Department Initiatives

Seattle IT's budget includes funding for two department-specific IT Initiatives projects: Seattle City Light IT Initiatives and Seattle Public Utilities IT Initiatives. These project funds are appropriated in both Seattle IT and in department budgets. These projects are shown in the Seattle IT budget book pages; however, the detail for these projects are included in the budget book sections for the individual departments. Please see the individual departments' budget book sections for more details.

Seattle Information Technology Department

Incremental Budget Changes

Seattle Information Technology Department

	2021 Beginning Budget	FTE
2021 Beginning Budget	289,150,766	701.10
Baseline		
Citywide Adjustments for Standard Cost Changes	969,897	-
Counts Change	1,131,509	-
Adjustment for One-Time Budget Changes	(17,625,616)	-
Realign Post-Rate Revenue Changes	7,328	-
Inflation	4,903,957	-
Adjust IT Professional Wage Budget to Align with Wage Study Results	(1,154,143)	-
Annual Maintenance Contract Realignment	(642,966)	-
Central Cost Manual Baseline Adjustments	-	-
Ongoing Costs from 2020 Projects	1,683,211	-
Depreciation, Principal, Interest Realignment	(1,091,350)	-
Labor Realignment	(181,807)	-
Baseline Technical Adjustments & Budget Clean Up	(291,771)	-
Proposed Operating		
PeopleSoft Financial System Transfer	(4,146,029)	(9.00)
Transfer SDCI Accela Resource from Seattle IT to SDCI	(188,311)	(1.00)
True Up Telecom Direct Bill Budget	1,187,179	-
Critical Security Needs	2,599,748	6.00
Cyber Security Liability Insurance	600,000	-
Cable: Eliminate Funding for Public Access Television Contract	(292,000)	-
Cable: Eliminate Funding for RecTech	(180,000)	-
Increase Vacancy Rate by 2%	(2,296,363)	-
New Client Engagement Model	(2,647,929)	(14.00)
Reduce Revenue Collection for Mobiles & Portables Radio Reserve	-	-
Retirement Driven Attrition	(6,629,000)	-
Consulting and Annual Maintenance Efficiencies	(1,002,625)	-
Eliminate Print and Batch Processing Services	(391,936)	(3.00)
Emergency Medical Dispatch Maintenance Costs	180,000	-
Finance and Administrative Services Budget System Replacement	500,000	-
Seattle Public Utilities CIP Technical Adjustment	1,000,000	-
Seattle City Light CIP Technical Adjustment	13,206,882	-

Seattle Information Technology Department

Proposed Capital

Eliminate Telephones Hardware CIP	(237,341)	-
Technical Adjustments to IT CIP	(1,700,000)	-

Proposed Technical

Balancing Technical Item	-	-
Cable Fund Technical Adjustment	(172,210)	-
Adjust Capital Projects CIP revenues	-	-
Adjust Capital Projects Operating Changes	(2,098)	-
Changes to Seattle IT's Allocated Funding Methodologies	16,312	-
Citywide Adjustments Central Cost Manual-Questica Balancing	(37,674)	-
IT Count Clean Up	4,650	-
IT Structure Clean Up	-	-
Operating Impacts of Telephone Hardware CIP Elimination	-	-
Updated Inflation Factors	(1,691,240)	-
Additional Inflation Changes	723,173	-
Operating Technical Adjustments	(200,459)	-
SPU Department Position Transfers	(928,803)	(7.00)
Position Realignment	-	(1.00)
Finance and Administrative Services Funding Transfer for Human Capital Management Project	2,300,000	-

Total Incremental Changes	\$(12,717,826)	(29.00)
----------------------------------	-----------------------	----------------

Total 2021 Proposed Budget	\$276,432,940	672.10
-----------------------------------	----------------------	---------------

Description of Incremental Budget Changes

Baseline

Citywide Adjustments for Standard Cost Changes

Expenditures	\$969,897
--------------	-----------

Citywide technical adjustments made in the baseline phase reflect changes to internal services costs, including rates from the Department of Finance & Administrative Services, Information Technology Department, Department of Human Resources, and for healthcare, retirement and industrial insurance charges for the department. These adjustments reflect initial assumptions about these costs and inflators early in the budget process.

Counts Change

Expenditures	\$1,131,509
Revenues	\$1,131,509

This baseline change updates the counts used in Seattle IT's various cost recovery methodologies to better reflect

Seattle Information Technology Department

current IT usage across the City. Note that the changes in dollars shown above represent the impact the counts change has on IT's share of these services and the change in revenue to recover its cost. The count changes are not changing the total cost of providing these services.

Adjustment for One-Time Budget Changes

Expenditures	\$(17,625,616)
Revenues	\$(17,625,616)

This item includes budget adjustments for one-time changes in the 2020 Adopted Budget. These include removing the budget for rebating the 2018 true-up as well as project funding for various department initiatives. The department initiatives include Seattle Department of Transportation Street Use project and Hansen Archiving project; Seattle Department of Construction and Inspections laptop purchases; Finance and Administrative Services Animal Shelter's Pet Point, CPIMS and risk management software; Seattle Department of Human Resources Customer Service project and CARATS replacement; and Department of Education and Early Learning Child Information and Provider System enhancements.

Realign Post-Rate Revenue Changes

Expenditures	\$7,328
Revenues	\$7,326

This baseline change updates budget and revenues to reflect changes made to Seattle IT's budget after customer rates were locked during the 2020 budgeting process.

Inflation

Expenditures	\$4,903,957
Revenues	\$4,903,957

This baseline change adjusts inflation factors as prescribed by the City Budget Office for the budget. It includes an add for 2021 coalition and non-represented annual wage increases.

Adjust IT Professional Wage Budget to Align with Wage Study Results

Expenditures	\$(1,154,143)
Revenues	\$(1,154,143)

This baseline change aligns the salary and benefits budget for Information Technology Professional staff with results of the ITP Wage Study that concluded in 2019. While individual salaries of staff increased, the total amount was less than what had been reserved in the budget.

Annual Maintenance Contract Realignment

Expenditures	\$(642,966)
Revenues	\$(642,966)

This baseline change realigns Seattle IT's funding for annual software maintenance contracts with the projected IT service needs for the 2021 budget. The reduction in total budget is the result of Seattle IT's portion of the cost of software maintenance changing and does not reflect a change in the need for total funding in this area. Seattle IT is a client of itself and collects revenues to cover its expenditures.

Seattle Information Technology Department

Central Cost Manual Baseline Adjustments

Expenditures	-
Revenues	-

This item makes a net zero technical adjustment to bring Seattle IT's baseline budget into alignment with the City's 2020 Adopted Central Cost Manual for certain centralized costs.

Ongoing Costs from 2020 Projects

Expenditures	\$1,683,211
Revenues	\$1,683,211

This baseline change adds budget for the ongoing costs for projects approved in the 2020 Adopted Budget for the Seattle Police Department Computer Aided Dispatch Replacement, Finance and Administrative Services FleetAnywhere, and Seattle Department of Human Resources Compensation Assignment Reporting and Tracking System.

Depreciation, Principal, Interest Realignment

Expenditures	\$(1,091,350)
Revenues	\$(1,091,350)

This baseline change adjusts the amount and distribution of Seattle IT's depreciation, principal and interest budget based on the debt service schedule and planned spending in the 2021 CIP. Major changes include the end of debt service on previous issuances for IT Service Management Tool project and Next Generation Data Center and the proposed issuance of bonds in 2021. The 2021 new bonds being issued fund both Computing Services Architecture and Data and Telephone Infrastructure.

Labor Realignment

Expenditures	\$(181,807)
Revenues	\$(181,807)

This baseline change realigns Seattle IT's existing FTEs with the area of IT service that their corresponding body of work is in the budget. The decrease in total budget is the result of changes to Seattle IT's cost of Seattle IT services and does not reflect a change in the number or cost of IT staff.

Baseline Technical Adjustments & Budget Clean Up

Expenditures	\$(291,771)
Revenues	\$(30,194,683)

This baseline change reflects a variety of technical changes to Seattle IT's 2021 budget. Major changes include removing unfunded appropriation where it is no longer needed and consolidating operating divisions' supply budget to an existing project in Leadership and Administration to allow for more efficient purchasing. This item also removes \$30.2 million of one-time funding from the 2020 Adopted Budget.

Seattle Information Technology Department

Proposed Operating

PeopleSoft Financial System Transfer

Expenditures	\$(4,146,029)
Revenues	\$(4,146,029)
Position Allocation	(9.00)

This item transfers positions working on PeopleSoft 9.2 and their corresponding budget authority to Finance and Administrative Services. This change includes the nine staff as well as ongoing support and maintenance budget for the project.

Transfer SDCI Accela Resource from Seattle IT to SDCI

Expenditures	\$(188,311)
Position Allocation	(1.00)

This action transfers ongoing budget and position authority for 1.0 FTE Information Technology Professional-A from Seattle Information Technology (Seattle IT) to the Seattle Department of Construction and Inspections (SDCI). This position has evolved to focus on the SDCI business side of Accela, rather than the IT side of Accela, and has a critical and in-depth knowledge of both sides. The position has been on loan to SDCI from Seattle IT since early 2018.

True Up Telecom Direct Bill Budget

Expenditures	\$1,187,179
Revenues	\$1,187,179

Over the past three years, the Telecom Direct Bill project has consistently exceeded its annual expenditure budget which resulted in Seattle IT requesting supplemental budget items to make sure it does not exceed its legal appropriation. The Telecom Direct Bill project includes the monthly charge to departments for wireless costs for cellphones. Occasionally, the project includes one-time charges for changes to the locations of the City's landlines. This item adjusts the baseline budget for the Telecom Direct Bill project to better align with the average amount of actual expenses incurred over the past two years.

Critical Security Needs

Expenditures	\$2,599,748
Revenues	\$2,599,748
Position Allocation	6.00

This item adds funding for three cybersecurity tools and platforms, along with the necessary staffing to maintain and strengthen the security posture of the City. They are:

- a security platform to prevent machine compromise and identify and respond to cyber-attacks
- a tool that automates the evaluation of City department security postures
- a security-segmentation technology that prevents the spread of breaches inside data center environments such as ransomware attacks

Seattle IT works under the principle of zero compromise on maintaining a secure cyber posture for the City of Seattle. Cyber-attacks targeting state and local municipalities are on the rise. As local governments adopt new technologies, cybersecurity has become urgent and necessary for the City to carry out its basic services and operations.

Seattle Information Technology Department

Cyber Security Liability Insurance

Expenditures	\$600,000
Revenues	\$600,000

This item adds funding for an annual cybersecurity insurance policy.

Cable: Eliminate Funding for Public Access Television Contract

Expenditures	\$(292,000)
Revenues	\$(292,000)

The City ended the contract for Public Access Television mid-year 2020 due to decreases in cable fund revenues and the need for cost reductions. This change eliminates \$292,000 in annual, ongoing funding for a Public Access Television Channel Manager program as operated under contract to Seattle Community College District VI, providing service as Seattle Community Media (SCM).

Cable: Eliminate Funding for RecTech

Expenditures	\$(180,000)
Revenues	\$(180,000)

The City ended the contract for RecTech programming at five Seattle Parks and Recreation community centers mid-year 2020 due to decreases in cable fund revenues and the need for cost reductions. This change eliminates \$180,000 in annual funding for the RecTech program as operated by the Associated Recreation Council on behalf of Seattle Parks and Recreation.

Increase Vacancy Rate by 2%

Expenditures	\$(2,296,363)
Revenues	\$(2,296,363)

This item increases the department's employee vacancy rate assumption in the budget from 4% to 6%. By adjusting the vacancy rate assumption, the reduction better aligns the 2021 budget with the expected vacancy rate.

New Client Engagement Model

Expenditures	\$(2,647,929)
Revenues	\$(2,647,929)
Position Allocation	(14.00)

Seattle IT's current business engagement follows a typical account management model, with a single point of contact for departments. In the era of resource constraints, Seattle IT will shift to a less intensive resource approach. The role of the Client Service Director will be eliminated, with IT managers and division directors owning the client relationships specific to their services. A smaller pool of client services advisors will remain to assist in triaging non-standard support requests. Seattle IT will direct customer requests to self-serve options when available.

Reduce Revenue Collection for Mobiles & Portables Radio Reserve

Expenditures	-
Revenues	\$(219,214)

This item reduces the revenue collection by Seattle IT for public safety mobile and portable devices. This revenue contributes to a reserve that funds the periodic replacement of radio equipment used by the Seattle Police Department and the Seattle Fire Department. Seattle IT anticipates the current reserve will be sufficient to cover the

Seattle Information Technology Department

cost of replacements and will not need to collect further revenues in the short term.

Retirement Driven Attrition

Expenditures	\$(6,629,000)
Revenues	\$(6,629,000)

This change reflects a reduction in budget to reflect an assumption that existing staff will retire or leave the organization in 2020 and 2021 and will not be replaced. Seattle IT will eliminate positions associated with this reduction in the 2022 budget.

Consulting and Annual Maintenance Efficiencies

Expenditures	\$(1,002,625)
Revenues	\$(1,002,625)

This item reduces Seattle IT's budget for consulting services by \$300,000 and annual maintenance costs by \$700,000 on an ongoing basis. Seattle IT found annual maintenance costs efficiencies by combing through maintenance contracts and records to determine which contracts are either no longer needed or could be reduced.

Eliminate Print and Batch Processing Services

Expenditures	\$(391,936)
Revenues	\$(391,936)
Position Allocation	(3.00)

Seattle IT will eliminate the Print Services and Batch Processing services from its core services and the three positions that work on this body of work will be eliminated. The demand for these services has decreased.

Emergency Medical Dispatch Maintenance Costs

Expenditures	\$180,000
Revenues	\$180,000

This item provides funding for the annual maintenance costs for the Seattle Fire Department's Emergency Medical Dispatch (EMD) program. The EMD is used daily by Fire Alarm Center dispatchers to quickly determine the nature of a 911 emergency to assist with the assignment of appropriate resources and level of response.

Finance and Administrative Services Budget System Replacement

Expenditures	\$500,000
--------------	-----------

This item adds expenditure authority to Seattle IT to transfer \$500,000 from Seattle IT's fund balance to Finance and Administrative Services (FAS) to replace its current budget system and ensure FAS budget and rate development is on time, accurate and compliant with PeopleSoft 9.2.

Seattle Public Utilities CIP Technical Adjustment

Expenditures	\$1,000,000
Revenues	\$1,000,000

This item increases appropriation authority in the Applications BSL budget to align with the anticipated Seattle Public Utilities' CIP budget for technology projects in 2021.

Seattle Information Technology Department

Seattle City Light CIP Technical Adjustment

Expenditures	\$13,206,882
Revenues	\$13,206,882

This item increases appropriation authority in the Applications BSL budget to align with the anticipated Seattle City Light's CIP budget for technology projects in 2021.

Proposed Capital

Eliminate Telephones Hardware CIP

Expenditures	\$(237,341)
--------------	-------------

This item eliminates the legacy "Telephone Hardware" project. This CIP project has been the source of legacy telephone system hardware replacement budget. The legacy system is being replaced with the Unified Communication system, and the "Telecom Redesign" CIP project budget will support the ongoing needs of Unified Communications.

Technical Adjustments to IT CIP

Expenditures	\$(1,700,000)
Revenues	\$(1,700,000)

This proposal includes three changes to Seattle IT's capital program. The first transfers \$1,700,000 in Human Capital Management (HCM) Scoping Study funding from Seattle IT to FAS. The second changes the way that Seattle IT projects revenues for annual fiber network maintenance work so that City departments can better plan for billable costs. The third realigns the funding adopted in the Next Generation Data Center capital project to where spending is planned in Seattle IT's CIP budget.

Proposed Technical

Balancing Technical Item

Revenues	\$4,027,679
----------	-------------

This is a technical item to balance revenues and expenditures for the Funds managed by this department.

Cable Fund Technical Adjustment

Expenditures	\$(172,210)
Revenues	\$(172,210)

This item adjusts the Cable Television Franchise Fee Fund (10101) budget to reflect changes in the use of Franchise Fee revenue. This change reflects budget changes as well as changes in methodologies that impact Cable-funded projects and shared services.

Adjust Capital Projects CIP revenues

Expenditures	-
Revenues	\$36,005,880

This technical item adds projected rate and bond revenue for the 2021 Proposed CIP Budget.

Seattle Information Technology Department

Adjust Capital Projects Operating Changes

Expenditures	\$(2,098)
Revenues	\$(309,898)

This technical item adjusts Seattle IT's budget to reflect incremental changes to the revenue collected for CIP projects. The expenditure change corrects an issue with operating lines that were added to the CIP in the 2020 budget.

Changes to Seattle IT's Allocated Funding Methodologies

Expenditures	\$16,312
Revenues	\$16,312

This technical change represents the impact some methodology changes have on IT's share of these services and the change in cost used to recover that. The methodology changes are not changing the total cost of providing these services.

Citywide Adjustments Central Cost Manual-Questica Balancing

Expenditures	\$(37,674)
--------------	------------

This item shifts the Citywide Central Cost Manual adjustments completed centrally to better align with where the related expenses are assigned in Seattle IT's budget and corrects the total to align with the amounts in the Central Cost Manual.

IT Count Clean Up

Expenditures	\$4,650
Revenues	\$4,650

This technical change represents adjustments made to Seattle IT's counts after the baseline count update occurred. The change in expenditures represent the impact the count changes have on IT's share of these services and the additional revenue needed to recover that. The count changes are not changing the total cost of providing these services.

IT Structure Clean Up

Expenditures	-
Revenues	\$(4,907)

This is a technical change in Seattle IT's budget that does not affect customers. It represents the consolidation of portions of Seattle IT's budget into two budget programs.

All the Business Advancement Team (BAT) projects are consolidated into the existing BAT-Client Solutions project. This change streamlines the process for staff and makes coding more transparent for management.

Most projects in the Leadership and Administration BSL are consolidated into a new budget program called Departmental Indirect Costs. City Wide Accounting requested Seattle IT update its administrative structure to be like other City departments.

Operating Impacts of Telephone Hardware CIP Elimination

Expenditures	-
Revenues	\$(237,341)

Seattle Information Technology Department

This change reflects the impact of eliminating telephone hardware CIP on operating revenues.

Updated Inflation Factors

Expenditures	\$(1,691,240)
Revenues	\$(1,691,240)

This change updates inflation with the revised inflation factors provided by CBO for the 2021 fiscal year.

Additional Inflation Changes

Expenditures	\$723,173
--------------	-----------

This change updates Seattle IT's personnel budget with the final, revised inflation factors provided by the City Budget Office for this budget cycle. This does not include a 2021 salary increase for non-represented Executives, Managers and Strategic Advisors.

Operating Technical Adjustments

Expenditures	\$(200,459)
Revenues	\$263,547

This item represents two technical adjustments for Seattle IT. The first realigns the debt service amongst various operating projects because of the CIP realignment. The second represents the impacts of other 2021 Proposed Budget items on Seattle IT's indirect cost model.

SPU Department Position Transfers

Expenditures	\$(928,803)
Revenues	\$(928,802)
Position Allocation	(7.00)

This technical change reflects the transfer of seven Information Technology Professional positions to Seattle Public Utilities (SPU) in the 2020 3rd Quarter Supplemental Budget Ordinance. These positions perform work now deemed operational to SPU.

Position Realignment

Position Allocation	(1.00)
---------------------	--------

This item includes two Seattle IT position realignments that have no funding impacts. The first is for a net decrease of 2.0 FTE to align Seattle IT's budgeted FTE count with the Human Resources Information System (HRIS). The second adds position authority for 1.0 regular FTE and combines two existing 0.5 FTE positions into a single position to support the City's Privacy and eDiscovery programs. The two positions will support the City with Surveillance Ordinance compliance.

Finance and Administrative Services Funding Transfer for Human Capital Management Project

Expenditures	\$2,300,000
--------------	-------------

This item adds the legal budget necessary to transfer \$2.3 million in IT Fund Balance to Finance and Administrative Services to support the citywide Human Capital Management (HCM) project.

Seattle Information Technology Department

Expenditure Overview

Appropriations	2019 Actuals	2020 Adopted	2021 Proposed
ITD - BC-IT-C0700 - Capital Improvement Projects			
50410 - Information Technology Fund	-	32,027,746	37,438,137
Total for BSL: BC-IT-C0700	-	32,027,746	37,438,137
ITD - BC-IT-C7000 - Capital Improvement Projects			
50410 - Information Technology Fund	30,151,671	-	-
Total for BSL: BC-IT-C7000	30,151,671	-	-
ITD - BO-IT-C1000 - Cable Television Franchise Fund			
10101 - Cable TV Franchise Fund	10,159,368	-	-
Total for BSL: BO-IT-C1000	10,159,368	-	-
ITD - BO-IT-D0100 - Leadership and Administration			
50410 - Information Technology Fund	-	32,918,383	25,128,813
Total for BSL: BO-IT-D0100	-	32,918,383	25,128,813
ITD - BO-IT-D0200 - Cable Franchise			
10101 - Cable TV Franchise Fund	-	7,343,268	7,171,058
Total for BSL: BO-IT-D0200	-	7,343,268	7,171,058
ITD - BO-IT-D0300 - Technology Infrastructure			
50410 - Information Technology Fund	-	48,627,531	44,052,149
Total for BSL: BO-IT-D0300	-	48,627,531	44,052,149
ITD - BO-IT-D0400 - Frontline Services and Workplace			
50410 - Information Technology Fund	-	42,936,657	40,696,005
Total for BSL: BO-IT-D0400	-	42,936,657	40,696,005
ITD - BO-IT-D0500 - Digital Security & Risk			
50410 - Information Technology Fund	-	5,299,398	8,448,605
Total for BSL: BO-IT-D0500	-	5,299,398	8,448,605
ITD - BO-IT-D0600 - Applications			
50410 - Information Technology Fund	-	106,878,836	108,420,387
Total for BSL: BO-IT-D0600	-	106,878,836	108,420,387
ITD - BO-IT-D0800 - Client Solutions			
50410 - Information Technology Fund	-	5,771,525	5,077,785
Total for BSL: BO-IT-D0800	-	5,771,525	5,077,785

Seattle Information Technology Department

ITD - BO-IT-D1000 - Leadership and Administration

50410 - Information Technology Fund	36,801,403	-	-
Total for BSL: BO-IT-D1000	36,801,403	-	-

ITD - BO-IT-D3000 - Engineering and Operations

50410 - Information Technology Fund	75,640,557	-	-
Total for BSL: BO-IT-D3000	75,640,557	-	-

ITD - BO-IT-D4000 - Digital Engagement

50410 - Information Technology Fund	10,495,469	-	-
Total for BSL: BO-IT-D4000	10,495,469	-	-

ITD - BO-IT-D5000 - Security, Risk & Compliance

50410 - Information Technology Fund	5,385,644	-	-
Total for BSL: BO-IT-D5000	5,385,644	-	-

ITD - BO-IT-D6000 - Applications Services

50410 - Information Technology Fund	54,776,845	-	-
Total for BSL: BO-IT-D6000	54,776,845	-	-

ITD - BO-IT-D8000 - Client Services Management

50410 - Information Technology Fund	3,406,638	-	-
Total for BSL: BO-IT-D8000	3,406,638	-	-

ITD - BO-IT-D9000 - IT Initiatives

50410 - Information Technology Fund	32,154,006	-	-
Total for BSL: BO-IT-D9000	32,154,006	-	-

Department Total	258,971,601	281,803,345	276,432,940
-------------------------	--------------------	--------------------	--------------------

Department Full-Time Equivalents Total*	680.60	701.10	672.10
--	---------------	---------------	---------------

* FTE totals are provided for informational purposes only. Changes in FTEs resulting from City Council or Human Resources Director actions outside of the budget process may not be detailed here

Budget Summary by Fund Seattle Information Technology Department

	2019 Actuals	2020 Adopted	2021 Proposed
10101 - Cable TV Franchise Fund	10,159,368	7,343,268	7,171,058
50410 - Information Technology Fund	248,812,233	274,460,077	269,261,881
Budget Totals for ITD	258,971,601	281,803,345	276,432,940

Seattle Information Technology Department

Revenue Overview

2021 Estimated Revenues

Account Code	Account Name	2019 Actuals	2020 Adopted	2021 Proposed
321090	Bus Lic&Perm-Cable Fran Fees	7,755,808	7,343,267	7,122,396
360020	Inv Earn-Residual Cash	-	-	22,000
360900	Miscellaneous Revs-Other Rev	673,068	-	-
Total Revenues for: 10101 - Cable TV Franchise Fund		8,428,876	7,343,267	7,144,396
400000	Use of/Contribution to Fund Balance	-	1	26,662
Total Resources for:10101 - Cable TV Franchise Fund		8,428,876	7,343,268	7,171,058
309010	Non-Operating Revenues	8,918,144	-	-
341070	Print & Copy Svcs-Outsourced	(2,677)	-	-
341400	Fiber Communications Revenues	1,656,677	-	-
342130	Communication Service Fees	191,729	-	-
348170	Isf-Itld Alloc Rev	195,563,581	184,735,732	170,434,488
348180	Isf-Itld Billed Rev	31,266,613	59,711,485	66,104,721
360020	Inv Earn-Residual Cash	-	517,609	290,610
360220	Interest Earned On Delinquent A	790	-	-
360900	Miscellaneous Revs-Other Rev	32,729	-	-
391010	G.O.Bond Proceeds	15,165,702	20,080,549	27,933,036
391020	Revenue Bond Proceeds	-	(705,549)	-
395050	Gain/Loss-Disp Fixed Asset	(4,367)	-	-
397100	Intrafund Revenues	9,645,804	-	-
Total Revenues for: 50410 - Information Technology Fund		262,434,725	264,339,826	264,762,855
400000	Use of/Contribution to Fund Balance	-	10,120,251	4,499,026
Total Resources for:50410 - Information Technology Fund		262,434,725	274,460,076	269,261,881
Total ITD Resources		270,863,601	281,803,345	276,432,940

Seattle Information Technology Department

Appropriations by Budget Summary Level and Program

ITD - BC-IT-C0700 - Capital Improvement Projects

The Capital Improvement Projects Budget Summary Level provides support for citywide or department-specific IT projects and initiatives within Seattle IT's Capital Improvement Program (CIP).

Program Expenditures	2019 Actuals	2020 Adopted	2021 Proposed
Application Services CIP	-	13,453,310	11,679,600
Citywide IT Initiatives CIP	-	79,280	-
Communications CIP	-	8,843,131	12,875,262
Customer Support Services CIP	-	1	-
Enterprise Compute Services CIP	-	2,092,069	7,484,983
Fiber Enterprise Initiatives CIP	-	4,244,846	4,356,485
Programmatic Initiatives CIP	-	2,300,000	-
Radio Communications CIP	-	686,981	705,049
Seattle Channel CIP	-	328,130	336,759
Security CIP	-	-	-
Total	-	32,027,746	37,438,137

**FTE totals are provided for informational purposes only. Changes in FTEs resulting from City Council or Human Resources Director actions outside of the budget process may not be detailed here*

The following information summarizes the programs in Capital Improvement Projects Budget Summary Level:

Application Services CIP

This budget program contains Capital Improvement Program (CIP) funding associated with developing, implementing and enhancing various software applications used by City departments.

Expenditures/FTE	2019 Actuals	2020 Adopted	2021 Proposed
Application Services CIP	-	13,453,310	11,679,600

Citywide IT Initiatives CIP

This budget program contains the Capital Improvement Program (CIP) funding associated with a portfolio of capital IT initiatives. Projects in this program may support multiple departments.

Expenditures/FTE	2019 Actuals	2020 Adopted	2021 Proposed
Citywide IT Initiatives CIP	-	79,280	-

Seattle Information Technology Department

Communications CIP

This budget program contains the Capital Improvement Program (CIP) funding associated with ongoing design, acquisition, replacement and upgrading of software, infrastructure and major hardware for the City's data, communications and telephonic systems which may include switches, and or connectivity infrastructure.

	2019	2020	2021
Expenditures/FTE	Actuals	Adopted	Proposed
Communications CIP	-	8,843,131	12,875,262

Customer Support Services CIP

This budget program contains the Capital Improvement Program (CIP) funding associated with the acquisition, replacement, and upgrading of software and hardware in the computing and customer support environments.

	2019	2020	2021
Expenditures/FTE	Actuals	Adopted	Proposed
Customer Support Services CIP	-	1	-

Enterprise Compute Services CIP

This budget program contains the Capital Improvement Program (CIP) funding associated with the ongoing acquisition, replacement, and upgrading of server and storage systems.

	2019	2020	2021
Expenditures/FTE	Actuals	Adopted	Proposed
Enterprise Compute Services CIP	-	2,092,069	7,484,983

Fiber Enterprise Initiatives CIP

This budget program (formerly Technology Engineering & Project Management CIP) contains the Capital Improvement Program (CIP) funding associated with major maintenance and installation of a high-speed fiber-optic communication network for the City and its external fiber partners.

	2019	2020	2021
Expenditures/FTE	Actuals	Adopted	Proposed
Fiber Enterprise Initiatives CIP	-	4,244,846	4,356,485

Programmatic Initiatives CIP

This budget program contains the Capital Improvement Program (CIP) funding for one-time Seattle IT Programmatic Initiatives including the acquisition and development of a new data center, the remodeling of Seattle IT space in the Seattle Municipal Tower, and the acquisition of new technology management tools.

	2019	2020	2021
Expenditures/FTE	Actuals	Adopted	Proposed
Programmatic Initiatives CIP	-	2,300,000	-

Seattle Information Technology Department

Radio Communications CIP

This budget program contains the Capital Improvement Program (CIP) funding associated with the ongoing acquisition, replacement and upgrading of software and hardware for the City of Seattle's portion of the King County Regional 800 MHz radio system.

	2019	2020	2021
Expenditures/FTE	Actuals	Adopted	Proposed
Radio Communications CIP	-	686,981	705,049

Seattle Channel CIP

This budget program contains the Capital Improvement Program (CIP) funding associated with the ongoing acquisition, replacement and upgrading of the cablecasting and production systems for the Seattle Channel.

	2019	2020	2021
Expenditures/FTE	Actuals	Adopted	Proposed
Seattle Channel CIP	-	328,130	336,759

Security CIP

This budget program contains the Capital Improvement Program (CIP) funding associated with the ongoing acquisition, replacement and upgrading of software and hardware for the City's IT security systems.

	2019	2020	2021
Expenditures/FTE	Actuals	Adopted	Proposed
Security CIP	-	-	-

Seattle Information Technology Department

ITD - BC-IT-C7000 - Capital Improvement Projects

The Capital Improvement Projects Budget Summary Level provides support for citywide or department-specific IT projects and initiatives within Seattle IT's Capital Improvement Program (CIP).

Program Expenditures	2019 Actuals	2020 Adopted	2021 Proposed
Application Services CIP	14,123,948	-	-
Citywide IT Initiatives CIP	115,070	-	-
Customer Support Services CIP	458,329	-	-
Enterprise Compute Svcs CIP	3,530,553	-	-
Programmatic Initiatives CIP	6,789,195	-	-
Radio Communications CIP	1,100	-	-
Seattle Channel CIP	202,038	-	-
Security CIP	279,484	-	-
Tech Eng & Proj Mgmt CIP	3,004,416	-	-
Telecommunications CIP	1,647,538	-	-
Total	30,151,671	-	-

**FTE totals are provided for informational purposes only. Changes in FTEs resulting from City Council or Human Resources Director actions outside of the budget process may not be detailed here*

The following information summarizes the programs in Capital Improvement Projects Budget Summary Level:

Application Services CIP

This budget program contains the Capital Improvement Program (CIP) funding associated with developing, implementing and enhancing various software applications used by City departments.

Expenditures/FTE	2019 Actuals	2020 Adopted	2021 Proposed
Application Services CIP	14,123,948	-	-

Citywide IT Initiatives CIP

This budget program contains the funding associated with a portfolio of capital IT initiatives. Projects in this program may support multiple different departments.

Expenditures/FTE	2019 Actuals	2020 Adopted	2021 Proposed
Citywide IT Initiatives CIP	115,070	-	-

Customer Support Services CIP

This budget program contains the Capital Improvement Program (CIP) funding associated with the

Seattle Information Technology Department

acquiring, replacing and upgrading of software and hardware in the computing and customer support environments.

	2019	2020	2021
Expenditures/FTE	Actuals	Adopted	Proposed
Customer Support Services CIP	458,329	-	-

Enterprise Compute Svcs CIP

This budget program contains the Capital Improvement Program (CIP) funding associated with the ongoing acquisition, replacement, and upgrading of server and storage systems.

	2019	2020	2021
Expenditures/FTE	Actuals	Adopted	Proposed
Enterprise Compute Svcs CIP	3,530,553	-	-

Programmatic Initiatives CIP

This budget program contains the Capital Improvement Program (CIP) funding one-time Seattle IT Programmatic Initiatives including the acquisition and development of a new data center environment, the remodeling of Seattle IT space in Seattle Municipal Tower, and acquisition of new technology management tools.

	2019	2020	2021
Expenditures/FTE	Actuals	Adopted	Proposed
Programmatic Initiatives CIP	6,789,195	-	-

Radio Communications CIP

This budget program contains the Capital Improvement Program (CIP) funding associated with the ongoing acquisition, replacement and upgrading of software and hardware for the City of Seattle's portion of the King County Regional 800MHz radio system.

	2019	2020	2021
Expenditures/FTE	Actuals	Adopted	Proposed
Radio Communications CIP	1,100	-	-

Seattle Channel CIP

This budget program contains the Capital Improvement Program (CIP) funding associated with the ongoing acquisition, replacement and upgrading of the cablecasting and production systems for the Seattle Channel.

	2019	2020	2021
Expenditures/FTE	Actuals	Adopted	Proposed
Seattle Channel CIP	202,038	-	-

Security CIP

This budget program contains the Capital Improvement Program (CIP) funding associated with the

Seattle Information Technology Department

ongoing acquisition, replacement and upgrading of software and hardware for the City's IT security systems.

	2019 Actuals	2020 Adopted	2021 Proposed
Expenditures/FTE			
Security CIP	279,484	-	-

Tech Eng & Proj Mgmt CIP

This budget program contains the Capital Improvement Program (CIP) funding associated with major maintenance and installation of a high-speed fiber-optic communication network for the City and its external fiber partners.

	2019 Actuals	2020 Adopted	2021 Proposed
Expenditures/FTE			
Tech Eng & Proj Mgmt CIP	3,004,416	-	-

Telecommunications CIP

This budget program contains the Capital Improvement Program (CIP) funding associated with ongoing acquisition, replacement and upgrading of software and major hardware for the City's data and telephone switching systems.

	2019 Actuals	2020 Adopted	2021 Proposed
Expenditures/FTE			
Telecommunications CIP	1,647,538	-	-

ITD - BO-IT-C1000 - Cable Television Franchise Fund

The purpose of the Cable Fee Support to Information Technology Fund Budget Control Level is to authorize the transfer of resources from the Cable Television Franchise Fund to the Seattle Information Technology Department's Information Technology Fund. These resources are used by the department for a variety of programs consistent with Resolution 30379.

Program Expenditures	2019 Actuals	2020 Adopted	2021 Proposed
Cable Franchise for Info Tech	9,517,368	-	-
Cable Franchise for Library	642,000	-	-
Total	10,159,368	-	-

**FTE totals are provided for informational purposes only. Changes in FTEs resulting from City Council or Human Resources Director actions outside of the budget process may not be detailed here*

The following information summarizes the programs in Cable Television Franchise Fund Budget Summary Level:

Cable Franchise for Info Tech

The purpose of the Cable Fee Support to Information Technology Fund Budget Control Level is to

Seattle Information Technology Department

authorize the transfer of resources from the Cable Television Franchise Fund to the Seattle Information Technology Department's Information Technology Fund. These resources are used by the department for a variety of programs consistent with Resolution 30379.

	2019	2020	2021
Expenditures/FTE	Actuals	Adopted	Proposed
Cable Franchise for Info Tech	9,517,368	-	-

Cable Franchise for Library

The purpose of the Cable Fee Support to Library Fund Budget Control Level is to authorize the transfer of resources from the Cable Television Franchise Fund to the Seattle Public Library's Operating Fund. The Library uses these resources to pay for and maintain computers available to the public.

	2019	2020	2021
Expenditures/FTE	Actuals	Adopted	Proposed
Cable Franchise for Library	642,000	-	-

ITD - BO-IT-D0100 - Leadership and Administration

The Leadership and Administration Budget Summary Level provides executive, community, financial, human resource, and business support to Seattle IT.

Program Expenditures	2019 Actuals	2020 Adopted	2021 Proposed
Chief of Staff	-	12,800,867	-
Chief Privacy Office	-	647,286	-
Citywide Indirect Costs	-	14,125,862	6,850,652
CTO / Executive Team	-	3,761,220	-
Departmental Indirect Costs	-	-	18,306,629
Executive Advisor	-	1,763,268	-
Pooled Benefits and PTO	-	(180,120)	(28,468)
Total	-	32,918,383	25,128,813
Full-time Equivalents Total*	-	84.00	82.00

**FTE totals are provided for informational purposes only. Changes in FTEs resulting from City Council or Human Resources Director actions outside of the budget process may not be detailed here*

The following information summarizes the programs in Leadership and Administration Budget Summary Level:

Chief of Staff

This budget program contains the funding associated with the leadership and accountability of core administrative support to ITD's divisions. These efforts include the oversight of ITD's talent, workforce planning and training, communications, finance, corporate performance, and organizational change management.

Seattle Information Technology Department

	2019	2020	2021
Expenditures/FTE	Actuals	Adopted	Proposed
Chief of Staff	-	12,800,867	-
Full Time Equivalents Total	-	60.00	-

Chief Privacy Office

This budget program provides oversight and guidance required for City Departments to incorporate appropriate privacy and surveillance ordinance compliance practices into City operations with the objective of building public trust and confidence in how we collect and manage the public's personal information.

	2019	2020	2021
Expenditures/FTE	Actuals	Adopted	Proposed
Chief Privacy Office	-	647,286	-
Full Time Equivalents Total	-	2.00	-

Citywide Indirect Costs

This budget program contains the funding associated with the various overhead costs charged to Seattle IT, including budget and expenses that have been allocated from other City departments.

	2019	2020	2021
Expenditures/FTE	Actuals	Adopted	Proposed
Citywide Indirect Costs	-	14,125,862	6,850,652

CTO / Executive Team

This budget program contains the funding associated with the Chief Technology Officer (CTO) and the Seattle IT Executive Team. The CTO sets technology standards and strategies to ensure the City's technology investments are used efficiently and effectively.

	2019	2020	2021
Expenditures/FTE	Actuals	Adopted	Proposed
CTO / Executive Team	-	3,761,220	-
Full Time Equivalents Total	-	13.00	-

Departmental Indirect Costs

The purpose of the Departmental Indirect Costs program is to fund costs associated with management of the department including executive, financial, communications, human resources, business support, and strategic planning and analysis services. It also includes the costs for the City's Privacy and Surveillance program.

	2019	2020	2021
Expenditures/FTE	Actuals	Adopted	Proposed
Departmental Indirect Costs	-	-	18,306,629
Full Time Equivalents Total	-	-	82.00

Seattle Information Technology Department

Executive Advisor

This budget program contains funding for key administrative support functions including process improvement, governance, interdepartmental service delivery, support for ITD's Racial Social Justice Initiative and community focused technology strategies.

Expenditures/FTE	2019 Actuals	2020 Adopted	2021 Proposed
Executive Advisor	-	1,763,268	-
Full Time Equivalents Total	-	9.00	-

Pooled Benefits and PTO

This budget program contains the funding associated with employee leave, time off, and benefit-related costs for Workers' Compensation, healthcare and other centrally distributed benefit costs for Seattle IT staff.

Expenditures/FTE	2019 Actuals	2020 Adopted	2021 Proposed
Pooled Benefits and PTO	-	(180,120)	(28,468)

ITD - BO-IT-D0200 - Cable Franchise

The purpose of the Cable Fee Support to Information Technology Fund Budget Control Level is to authorize the transfer of resources from the Cable Television Franchise Fund to the Seattle Information Technology Department's Information Technology Fund. These resources are used by the department for a variety of programs consistent with Resolution 30379.

Program Expenditures	2019 Actuals	2020 Adopted	2021 Proposed
Cable Franchise for Info Tech	-	7,343,268	7,171,058
Total	-	7,343,268	7,171,058

**FTE totals are provided for informational purposes only. Changes in FTEs resulting from City Council or Human Resources Director actions outside of the budget process may not be detailed here*

Seattle Information Technology Department

ITD - BO-IT-D0300 - Technology Infrastructure

The Technology Infrastructure Budget Summary Level develops, maintains, and manages core IT services including communications and data networks, data center and cloud computing infrastructure, and database systems.

Program Expenditures	2019 Actuals	2020 Adopted	2021 Proposed
Business Advancement Team	-	200,958	-
Communications Infrastructure	-	9,191,555	7,620,877
Database Systems	-	2,016,207	2,488,442
Enterprise Services	-	2,661,847	2,786,474
Infrastructure Tools	-	3,631,904	4,112,705
Network Operations	-	7,971,567	7,295,173
Radio Management	-	2,511,996	2,565,811
Systems Engineering	-	5,955,058	3,215,297
Telephone Engineering	-	5,492,778	6,095,207
Windows Systems	-	8,993,659	7,872,163
Total	-	48,627,531	44,052,149
Full-time Equivalents Total*	-	106.10	111.25

**FTE totals are provided for informational purposes only. Changes in FTEs resulting from City Council or Human Resources Director actions outside of the budget process may not be detailed here*

The following information summarizes the programs in Technology Infrastructure Budget Summary Level:

Business Advancement Team

This budget program contains funding to support project planning and delivery support for ITD operating projects. This program includes business analysts and project managers.

Expenditures/FTE	2019 Actuals	2020 Adopted	2021 Proposed
Business Advancement Team	-	200,958	-
Full Time Equivalents Total	-	1.10	-

Communications Infrastructure

This budget program contains funding to provide data center services as well as costs for major moves, additions, or changes to communication network infrastructure.

Expenditures/FTE	2019 Actuals	2020 Adopted	2021 Proposed
Communications Infrastructure	-	9,191,555	7,620,877
Full Time Equivalents Total	-	4.80	2.00

Seattle Information Technology Department

Database Systems

This budget program contains funding associated with maintenance and direct labor costs for database administrators and data architecture. This includes installing and upgrading database structures, controlling and monitoring access to databases, and backing up and restoring databases.

Expenditures/FTE	2019 Actuals	2020 Adopted	2021 Proposed
Database Systems	-	2,016,207	2,488,442
Full Time Equivalents Total	-	12.00	11.75

Enterprise Services

This budget program contains the funding associated with Seattle IT's messaging support and identity management services.

Expenditures/FTE	2019 Actuals	2020 Adopted	2021 Proposed
Enterprise Services	-	2,661,847	2,786,474
Full Time Equivalents Total	-	8.00	11.00

Infrastructure Tools

This budget program contains funding for major system controls, switches and components to support the technology infrastructure system operations.

Expenditures/FTE	2019 Actuals	2020 Adopted	2021 Proposed
Infrastructure Tools	-	3,631,904	4,112,705
Full Time Equivalents Total	-	5.00	11.20

Network Operations

This budget program contains funding for the design, operations, and maintenance of the City's fiber optic, wireless, and data networks, including City's internet access.

Expenditures/FTE	2019 Actuals	2020 Adopted	2021 Proposed
Network Operations	-	7,971,567	7,295,173
Full Time Equivalents Total	-	17.20	17.80

Radio Management

This budget program contains funding for maintenance of the City's emergency radio and dispatch systems including radios, pagers, and radio towers, base stations microwave and the fiber network for all the City's radio operations. The program also provides radio programming, installation and maintenance to City Departments and external partners.

Seattle Information Technology Department

	2019	2020	2021
Expenditures/FTE	Actuals	Adopted	Proposed
Radio Management	-	2,511,996	2,565,811
Full Time Equivalents Total	-	10.00	11.00

Systems Engineering

This budget program contains funding associated with core computing services Seattle IT provides its customers, including the backup, recovery, and storage of customer data.

	2019	2020	2021
Expenditures/FTE	Actuals	Adopted	Proposed
Systems Engineering	-	5,955,058	3,215,297
Full Time Equivalents Total	-	12.00	5.00

Telephone Engineering

This budget program contains funding for the design, maintenance and operations of the City's consolidated telephone systems.

	2019	2020	2021
Expenditures/FTE	Actuals	Adopted	Proposed
Telephone Engineering	-	5,492,778	6,095,207
Full Time Equivalents Total	-	14.00	14.10

Windows Systems

This budget program contains funding associated with the centralized hosting, management and support of Windows applications.

	2019	2020	2021
Expenditures/FTE	Actuals	Adopted	Proposed
Windows Systems	-	8,993,659	7,872,163
Full Time Equivalents Total	-	22.00	27.40

Seattle Information Technology Department

ITD - BO-IT-D0400 - Frontline Services and Workplace

The Frontline Services and Workplace Budget Summary Level develops, maintains, and manages all client support services, including incident resolution, end-user equipment and software deployment, device maintenance, operating system configuration and management, digital tools that enable everyday work, public-facing communications software development, and support. This Budget Summary Level also includes the Seattle Channel as the public-facing entity of the department and the Broadband and Community Technology programs.

Program Expenditures	2019 Actuals	2020 Adopted	2021 Proposed
Community Technology and Broadband	-	1,856,004	1,264,200
Digital Workplace	-	11,901,778	12,340,264
Frontline Digital Services	-	29,178,874	27,091,542
Total	-	42,936,657	40,696,005
Full-time Equivalents Total*	-	186.76	168.26

**FTE totals are provided for informational purposes only. Changes in FTEs resulting from City Council or Human Resources Director actions outside of the budget process may not be detailed here*

The following information summarizes the programs in Frontline Services and Workplace Budget Summary Level:

Community Technology and Broadband

This budget program contains the funding associated with the Community Technology Services team and the Technology Matching Fund. The Technology Matching Fund provides grants to community-based organizations for projects centered on improving digital equity.

Expenditures/FTE	2019 Actuals	2020 Adopted	2021 Proposed
Community Technology and Broadband	-	1,856,004	1,264,200
Full Time Equivalents Total	-	5.50	5.50

Digital Workplace

This budget program contains funding to enable digital tools and capabilities for the City's workforce including SharePoint, Office 365 Collaboration, Windows Enterprise, Process Automation, eDiscovery, and Mobility.

Expenditures/FTE	2019 Actuals	2020 Adopted	2021 Proposed
Digital Workplace	-	11,901,778	12,340,264
Full Time Equivalents Total	-	42.04	27.54

Frontline Digital Services

This budget program contains funding to develop, maintain, and manage client support services,

Seattle Information Technology Department

including incident resolution, end-user equipment and software deployment, device maintenance, operating system configuration and management, digital tools that enable everyday work, and public-facing communications software development and support. Major services include Seattle Channel, Solutions Desk, Desktop Support, IT Asset Management, Computer Lifecycle and IT Service Management.

Expenditures/FTE	2019 Actuals	2020 Adopted	2021 Proposed
Frontline Digital Services	-	29,178,874	27,091,542
Full Time Equivalents Total	-	139.22	135.22

ITD - BO-IT-D0500 - Digital Security & Risk

The Digital Security and Risk Budget Summary Level provides security and risk mitigation services for the City's computing environments, and develops, applies, and monitors compliance with technology policies and procedures. This Budget Summary Level also includes the department's Emergency Management team.

Program Expenditures	2019 Actuals	2020 Adopted	2021 Proposed
Digital Security & Risk	-	5,299,398	8,448,605
Total	-	5,299,398	8,448,605
Full-time Equivalents Total*	-	15.00	19.00

**FTE totals are provided for informational purposes only. Changes in FTEs resulting from City Council or Human Resources Director actions outside of the budget process may not be detailed here*

ITD - BO-IT-D0600 - Applications

The Applications Services Budget Summary Level designs, develops, and supports application solutions for both individual business and enterprise platform needs. In addition, it advances several IT functions, practices, and services such as vendor management, enterprise architecture, automation, quality assurance and analytics.

Program Expenditures	2019 Actuals	2020 Adopted	2021 Proposed
Business Applications	-	28,262,642	23,302,474
Department Initiatives	-	49,098,474	55,887,219
Platform Applications	-	18,129,322	17,662,168
Service Modernization	-	11,388,399	11,568,526
Total	-	106,878,836	108,420,387
Full-time Equivalents Total*	-	279.18	274.53

**FTE totals are provided for informational purposes only. Changes in FTEs resulting from City Council or Human Resources Director actions outside of the budget process may not be detailed here*

Seattle Information Technology Department

The following information summarizes the programs in Applications Budget Summary Level:

Business Applications

This budget program contains funding to design, develop, support application solutions that are focused towards individual business needs, in accordance with Citywide architecture and governance. Major business applications include Financial, HRIS, Police & Fire, Customer Care Billing (Utility), and Work Order Asset Management Systems.

	2019 Actuals	2020 Adopted	2021 Proposed
Expenditures/FTE			
Business Applications	-	28,262,642	23,302,474
Full Time Equivalents Total	-	71.67	63.89

Department Initiatives

This budget program contains funding to citywide or department-specific IT projects and initiatives that are outside the scope of Seattle ITD's Capital Improvement Program (CIP).

	2019 Actuals	2020 Adopted	2021 Proposed
Expenditures/FTE			
Department Initiatives	-	49,098,474	55,887,219
Full Time Equivalents Total	-	48.97	84.39

Platform Applications

This budget program contains funding to design, develop, and support solutions for enterprise platform applications and middleware in accordance with Citywide architecture and governance. Major platform applications include GIS & CADD, Permitting, and Customer Relationship Management systems.

	2019 Actuals	2020 Adopted	2021 Proposed
Expenditures/FTE			
Platform Applications	-	18,129,322	17,662,168
Full Time Equivalents Total	-	99.54	79.70

Service Modernization

This budget program contains funding to mature and advance essential IT functions, practices and services including vendor management, enterprise architecture, quality assurance, and business intelligence and analytics.

	2019 Actuals	2020 Adopted	2021 Proposed
Expenditures/FTE			
Service Modernization	-	11,388,399	11,568,526
Full Time Equivalents Total	-	59.00	46.55

Seattle Information Technology Department

ITD - BO-IT-D0800 - Client Solutions

The Client Solutions Budget Summary Level provides account management and support for Seattle IT customers, which includes services that build and mature relationships, support and facilitate strategic planning, guide technology learning and decisions through customer innovation labs, establish standards for Project Management and Business Analysis services for all IT projects, facilitate IT project intake analysis, and support consistent communication and customer service practices across all customer-facing divisions.

Program Expenditures	2019 Actuals	2020 Adopted	2021 Proposed
Client Solutions	-	5,771,525	5,077,785
Total	-	5,771,525	5,077,785
Full-time Equivalents Total*	-	30.06	17.06

**FTE totals are provided for informational purposes only. Changes in FTEs resulting from City Council or Human Resources Director actions outside of the budget process may not be detailed here*

ITD - BO-IT-D1000 - Leadership and Administration

The Leadership and Administration Budget Summary Level provides executive management, strategic planning, governance, finance, budget, accounting, human resources, performance management, administrative, contracting, and project oversight services.

Program Expenditures	2019 Actuals	2020 Adopted	2021 Proposed
Business Office	8,890,016	-	-
Citywide Indirect Costs	25,856,464	-	-
CTO / Executive Team	3,954,537	-	-
Indirect Cost Recovery Offset	(4,433,751)	-	-
Pooled Benefits and PTO	709,312	-	-
Strategy & Planning	1,824,825	-	-
Total	36,801,403	-	-
Full-time Equivalents Total*	70.50	-	-

**FTE totals are provided for informational purposes only. Changes in FTEs resulting from City Council or Human Resources Director actions outside of the budget process may not be detailed here*

The following information summarizes the programs in Leadership and Administration Budget Summary Level:

Business Office

This budget program contains the funding associated with the core finance and administrative functions of Seattle IT, including human resources, accounting, budget, finance, communications, performance management, contracting and purchasing services in support of Seattle IT.

Seattle Information Technology Department

	2019	2020	2021
Expenditures/FTE	Actuals	Adopted	Proposed
Business Office	8,890,016	-	-
Full Time Equivalents Total	41.50	-	-

Citywide Indirect Costs

This budget program contains the funding associated with the various overhead costs charged to Seattle IT, including budget and expenses that have been allocated from other City departments.

	2019	2020	2021
Expenditures/FTE	Actuals	Adopted	Proposed
Citywide Indirect Costs	25,856,464	-	-

CTO / Executive Team

This budget program contains the funding associated with the Chief Technology Officer (CTO) and the Seattle IT Executive Team. The CTO sets technology standards and strategies to ensure the City's technology investments are used efficiently and effectively.

	2019	2020	2021
Expenditures/FTE	Actuals	Adopted	Proposed
CTO / Executive Team	3,954,537	-	-
Full Time Equivalents Total	18.00	-	-

Indirect Cost Recovery Offset

This budget program is used for the indirect cost recovery of Citywide and Departmental indirect costs incurred by Seattle IT.

	2019	2020	2021
Expenditures/FTE	Actuals	Adopted	Proposed
Indirect Cost Recovery Offset	(4,433,751)	-	-

Pooled Benefits and PTO

This budget program contains the funding associated with employee leave, time off, and benefit-related costs for Workers' Compensation, healthcare and other centrally distributed benefit costs.

	2019	2020	2021
Expenditures/FTE	Actuals	Adopted	Proposed
Pooled Benefits and PTO	709,312	-	-

Strategy & Planning

This budget program contains the funding associated with the City's IT enterprise planning efforts, including establishing strategic directions and policies, enterprise-level architecture design, and defining and managing service management frameworks.

Seattle Information Technology Department

	2019	2020	2021
Expenditures/FTE	Actuals	Adopted	Proposed
Strategy & Planning	1,824,825	-	-
Full Time Equivalents Total	11.00	-	-

ITD - BO-IT-D3000 - Engineering and Operations

The Engineering and Operations Budget Summary Level develops, maintains, and manages core IT services including communications and data networks, data center and computer infrastructure, and end-user equipment and support.

Program Expenditures	2019	2020	2021
	Actuals	Adopted	Proposed
Customer Support Services	24,761,747	-	-
Div Indirect - E&O Cost Recov	(6,139,377)	-	-
Div Indirect - Eng & Ops	6,332,624	-	-
Engineering & Ops Maintenance	1,485,622	-	-
Enterprise Computing	20,519,280	-	-
Network & Communications Tech	21,590,553	-	-
Operations Support	7,090,107	-	-
Total	75,640,557	-	-
Full-time Equivalents Total*	205.50	-	-

**FTE totals are provided for informational purposes only. Changes in FTEs resulting from City Council or Human Resources Director actions outside of the budget process may not be detailed here*

The following information summarizes the programs in Engineering and Operations Budget Summary Level:

Customer Support Services

This budget program contains the funding associated with Seattle IT's Customer Support Operations. This team is responsible for providing support for end user software and devices, including planned and unplanned maintenance. The team also provides telephone and in person support.

	2019	2020	2021
Expenditures/FTE	Actuals	Adopted	Proposed
Customer Support Services	24,761,747	-	-
Full Time Equivalents Total	77.00	-	-

Div Indirect - E&O Cost Recov

This budget program contains the funding associated with the managerial and administrative costs of overseeing and managing the Engineering and Operations Division, including asset management and infrastructure tooling support.

Seattle Information Technology Department

	2019	2020	2021
Expenditures/FTE	Actuals	Adopted	Proposed
Div Indirect - E&O Cost Recov	(6,139,377)	-	-

Div Indirect - Eng & Ops

This budget program contains the funding associated with the managerial and administrative costs of overseeing and managing the Engineering and Operations Division, including asset management and infrastructure tooling support.

	2019	2020	2021
Expenditures/FTE	Actuals	Adopted	Proposed
Div Indirect - Eng & Ops	6,332,624	-	-
Full Time Equivalents Total	20.00	-	-

Engineering & Ops Maintenance

This budget program contains the funding associated with Engineering and Operations maintenance support. This support is department specific and is not attached to a single application or type of service.

	2019	2020	2021
Expenditures/FTE	Actuals	Adopted	Proposed
Engineering & Ops Maintenance	1,485,622	-	-

Enterprise Computing

This budget program contains the funding associated with the core computing services Seattle IT provides its customers, including data backup, recovery, and storage; server development and maintenance; and messaging functionality.

	2019	2020	2021
Expenditures/FTE	Actuals	Adopted	Proposed
Enterprise Computing	20,519,280	-	-
Full Time Equivalents Total	50.00	-	-

Network & Communications Tech

This budget program contains the funding associated with Seattle IT's radio and telecommunications services, including installing, operating, and maintaining radio, voice and network infrastructure for City departments and other regional agencies.

	2019	2020	2021
Expenditures/FTE	Actuals	Adopted	Proposed
Network & Communications Tech	21,590,553	-	-
Full Time Equivalents Total	45.50	-	-

Seattle Information Technology Department

Operations Support

This budget program contains the funding associated with Seattle IT Support Operations, including batch processing support, data center facility management and large-scale printing.

	2019	2020	2021
Expenditures/FTE	Actuals	Adopted	Proposed
Operations Support	7,090,107	-	-
Full Time Equivalents Total	13.00	-	-

ITD - BO-IT-D4000 - Digital Engagement

The Digital Engagement Budget Summary Level provides technology to connect the public to the City and promotes digital equity across Seattle. The Digital Engagement Budget Control Level provides Citywide web services and the City's Open Data portal, oversees cable television franchises, produces the Seattle Channel, and manages the City's data privacy program.

Program Expenditures	2019	2020	2021
	Actuals	Adopted	Proposed
Broadband & Community Tech	2,280,697	-	-
Digital Services	3,679,561	-	-
Open Data	788,234	-	-
Privacy	813,939	-	-
Seattle Channel	2,933,037	-	-
Total	10,495,469	-	-
Full-time Equivalents Total*	52.50	-	-

**FTE totals are provided for informational purposes only. Changes in FTEs resulting from City Council or Human Resources Director actions outside of the budget process may not be detailed here*

The following information summarizes the programs in Digital Engagement Budget Summary Level:

Broadband & Community Tech

This budget program contains the funding associated with the Community Technology Services team and the Technology Matching Fund. Community Technology ensures that residents have the information technology training and access needed to ensure civic and cultural participation, employment and lifelong learning. The Technology Matching Fund provides grants to community-based organizations for projects centered on improving digital equity.

	2019	2020	2021
Expenditures/FTE	Actuals	Adopted	Proposed
Broadband & Community Tech	2,280,697	-	-
Full Time Equivalents Total	7.50	-	-

Seattle Information Technology Department

Digital Services

This budget program contains the funding associated with the Digital Services team. This team provides leadership in using Web technology and develops the City's Web presence so that residents, businesses, visitors and employees have 24-hour access to relevant information and services.

Expenditures/FTE	2019 Actuals	2020 Adopted	2021 Proposed
Digital Services	3,679,561	-	-
Full Time Equivalents Total	23.50	-	-

Open Data

This budget program contains the funding associated with the publication and management of the City's Open Data platform. The Open Data program makes the data generated by the City openly available to improve public understanding of City operations and encourage the development of innovative technology solutions that improve quality of life.

Expenditures/FTE	2019 Actuals	2020 Adopted	2021 Proposed
Open Data	788,234	-	-
Full Time Equivalents Total	4.00	-	-

Privacy

This budget program contains the funding associated with the Privacy Services team. Privacy Services is responsible for developing and implementing Citywide standards and policies designed to protect personal and sensitive information collected from the public.

Expenditures/FTE	2019 Actuals	2020 Adopted	2021 Proposed
Privacy	813,939	-	-
Full Time Equivalents Total	3.00	-	-

Seattle Channel

This budget program contains the funding associated with managing and operating the Seattle Channel. The Seattle Channel is an award-winning municipal television station with programming that highlights the diverse civic and cultural landscape of Seattle.

Expenditures/FTE	2019 Actuals	2020 Adopted	2021 Proposed
Seattle Channel	2,933,037	-	-
Full Time Equivalents Total	14.50	-	-

Seattle Information Technology Department

ITD - BO-IT-D5000 - Security, Risk & Compliance

The Security, Risk, and Compliance Budget Summary Level provides security and risk mitigation services for the City's computing environments and develops, applies and monitors compliance with technology policies and procedures.

Program Expenditures	2019 Actuals	2020 Adopted	2021 Proposed
Security, Risk & Compliance	5,385,644	-	-
Total	5,385,644	-	-
Full-time Equivalents Total*	15.50	-	-

**FTE totals are provided for informational purposes only. Changes in FTEs resulting from City Council or Human Resources Director actions outside of the budget process may not be detailed here*

ITD - BO-IT-D6000 - Applications Services

The Applications Services Budget Summary Level designs, develops, and supports application solutions in accordance with Citywide architecture and governance.

Program Expenditures	2019 Actuals	2020 Adopted	2021 Proposed
Applications	28,530,666	-	-
Applications Maintenance	1,733,654	-	-
Cross Platform Services	6,457,999	-	-
Div Indirect - App Cost Recov	(1,741,883)	-	-
Div Indirect - App Services	1,610,689	-	-
Shared Platforms	18,185,719	-	-
Total	54,776,845	-	-
Full-time Equivalents Total*	233.60	-	-

**FTE totals are provided for informational purposes only. Changes in FTEs resulting from City Council or Human Resources Director actions outside of the budget process may not be detailed here*

The following information summarizes the programs in Applications Services Budget Summary Level:

Applications

This budget program contains the funding associated with the Applications team which designs, develops, integrates and supports solutions in accordance with Citywide architecture and governance.

Expenditures/FTE	2019 Actuals	2020 Adopted	2021 Proposed
Applications	28,530,666	-	-

Seattle Information Technology Department

Full Time Equivalents Total	89.10	-	-
-----------------------------	-------	---	---

Applications Maintenance

This budget program contains the funding associated with annual maintenance tied to specific departmental applications and managed by Seattle IT.

	2019 Actuals	2020 Adopted	2021 Proposed
Expenditures/FTE			
Applications Maintenance	1,733,654	-	-

Cross Platform Services

This budget program contains the funding associated with Seattle IT functions that serve multiple application platforms, including database administration and quality assurance.

	2019 Actuals	2020 Adopted	2021 Proposed
Expenditures/FTE			
Cross Platform Services	6,457,999	-	-
Full Time Equivalents Total	53.00	-	-

Div Indirect - App Cost Recov

This budget program contains the funding associated with the managerial and administrative costs of overseeing and managing the Applications Division.

	2019 Actuals	2020 Adopted	2021 Proposed
Expenditures/FTE			
Div Indirect - App Cost Recov	(1,741,883)	-	-

Div Indirect - App Services

This budget program contains the funding associated with the managerial and administrative costs of overseeing and managing the Applications Division.

	2019 Actuals	2020 Adopted	2021 Proposed
Expenditures/FTE			
Div Indirect - App Services	1,610,689	-	-
Full Time Equivalents Total	4.00	-	-

Shared Platforms

This budget program contains the funding associated with the Shared Platforms team which develops, maintains and provides user support for technology platforms shared across City departments, including, GIS, Sharepoint and Business Intelligence platforms.

	2019 Actuals	2020 Adopted	2021 Proposed
Expenditures/FTE			
Shared Platforms	18,185,719	-	-

Seattle Information Technology Department

Full Time Equivalents Total

87.50

-

-

ITD - BO-IT-D8000 - Client Services Management

The Client Services Management Budget Summary Level provides account management and support for Seattle IT customers.

Program Expenditures	2019 Actuals	2020 Adopted	2021 Proposed
Client Services Management	3,406,638	-	-
Total	3,406,638	-	-
Full-time Equivalents Total*	20.00	-	-

**FTE totals are provided for informational purposes only. Changes in FTEs resulting from City Council or Human Resources Director actions outside of the budget process may not be detailed here*

ITD - BO-IT-D9000 - IT Initiatives

The IT Initiatives Budget Summary Level provides support for citywide or department-specific IT projects and initiatives that are outside the scope of Seattle IT's Capital Improvement Program (CIP).

Program Expenditures	2019 Actuals	2020 Adopted	2021 Proposed
Budget for Billed Services	3,068,586	-	-
Citywide IT Initiatives	1,639,642	-	-
Dept Operational Projects	21,997,418	-	-
Project Services	5,448,361	-	-
Total	32,154,006	-	-
Full-time Equivalents Total*	83.00	-	-

**FTE totals are provided for informational purposes only. Changes in FTEs resulting from City Council or Human Resources Director actions outside of the budget process may not be detailed here*

The following information summarizes the programs in IT Initiatives Budget Summary Level:

Budget for Billed Services

This budget program contains the funding associated with Seattle IT services that are billed directly to customers on an hourly basis. These include PMO Services, Application Services and Engineering and Operations Services.

Expenditures/FTE	2019 Actuals	2020 Adopted	2021 Proposed
Budget for Billed Services	3,068,586	-	-
Full Time Equivalents Total	50.50	-	-

Seattle Information Technology Department

Citywide IT Initiatives

This budget program contains the funding associated with a portfolio of non-capital IT operating initiatives. Each project in this program supports multiple different departments.

	2019 Actuals	2020 Adopted	2021 Proposed
Expenditures/FTE			
Citywide IT Initiatives	1,639,642	-	-

Dept Operational Projects

This budget program contains the funding associated with a portfolio of non-capital Seattle IT operating initiatives. The projects in this portfolio are supported by and developed for an individual City department.

	2019 Actuals	2020 Adopted	2021 Proposed
Expenditures/FTE			
Dept Operational Projects	21,997,418	-	-
Full Time Equivalents Total	1.00	-	-

Project Services

This budget program contains the funding associated with the Project Management Office (PMO) which provides project resources for IT projects.

	2019 Actuals	2020 Adopted	2021 Proposed
Expenditures/FTE			
Project Services	5,448,361	-	-
Full Time Equivalents Total	31.50	-	-

Office of Intergovernmental Relations

Lily Wilson-Codega, Director

(206) 684-0213

<http://www.seattle.gov/oir>

Department Overview

The Office of Intergovernmental Relations (OIR) provides advice and information to, and on behalf of, City elected officials, City departments, and external partners. The primary goal of these efforts is to ensure the City's interests are advanced with regional, state, federal, tribal, and international entities to enable the City to better serve the Seattle community.

OIR is also responsible for engaging with other jurisdictions and governmental entities to collaborate and advocate for outcomes that are in the interest of the City and region. OIR implements and manages lobbying contracts and ensures the City's lobbying resources align with the City's strategic advocacy priorities.

Budget Snapshot

	2019 Actuals	2020 Adopted	2021 Proposed
Department Support			
General Fund Support	2,831,077	2,990,574	2,810,942
Total Operations	2,831,077	2,990,574	2,810,942
Total Appropriations	2,831,077	2,990,574	2,810,942
Full-Time Equivalents Total*	10.00	10.00	9.00

** FTE totals are provided for informational purposes only. Changes in FTEs resulting from City Council or Human Resources Director actions outside of the budget process may not be detailed here.*

Budget Overview

The City is projecting significant revenue losses due to COVID-19 and the resulting public health crisis. As a result, the budget includes reductions for most departments across the City. The 2021 Proposed Budget reduces the OIR budget by about \$180,000, a 6% cut. This includes partially reducing the dues paid to the Association of Washington Cities, partially reducing the state lobbyist contract budget, and fully reducing funding for travel and conferences. The details of the changes to OIR's budget are included in the Incremental Budget Changes section below.

The 2021 Proposed Budget also provides for technical adjustments in the baseline budget, reflecting changes to internal services costs and agreements with the Coalition of Unions.

Office of Intergovernmental Relations

Incremental Budget Changes

Office of Intergovernmental Relations

	2021 Budget	FTE
Total 2020 Adopted Budget	2,990,574	10.00
Baseline		
Citywide Adjustments for Standard Cost Changes	2,121	-
Baseline Adjustments for Personnel Costs	3,747	-
Proposed Operating		
Association of Washington Cities Membership Reduction	(57,500)	-
State Lobbying Contract Reduction	(118,000)	-
Travel and Conference Reduction	(10,000)	-
Proposed Technical		
Q2 2020 Ongoing Item Reconciliation	-	(1.00)
Total Incremental Changes	\$(179,632)	(1.00)
Total 2021 Proposed Budget	\$2,810,942	9.00

Description of Incremental Budget Changes

Baseline

Citywide Adjustments for Standard Cost Changes

Expenditures \$2,121

Citywide technical adjustments made in the baseline phase reflect changes to internal services costs, including rates from the Department of Finance & Administrative Services, Seattle Information Technology Department, Seattle Department of Human Resources, and for healthcare, retirement and industrial insurance charges for the department. These adjustments reflect initial assumptions about these costs and inflators early in the budget process.

Baseline Adjustments for Personnel Costs

Expenditures \$3,747

This centrally administered change adjusts appropriations to reflect an annual wage increase, as outlined in the agreements between the City and the Coalition of Unions, for personnel costs included in this department's baseline budget. This includes increases to salary, FICA, Medicare, family medical leave, retirement, overtime and temporary labor. There is no increase assumed from 2021 to 2022. This does not include a 2021 salary increase for non-represented Executives, Managers and Strategic Advisors.

Office of Intergovernmental Relations

Proposed Operating

Association of Washington Cities Membership Reduction

Expenditures \$(57,500)

This item is a one-time reduction in appropriation authority of \$57,500 for a 50% reduction of 2021 Membership Dues to the Association of Washington Cities (AWC). A 50% reduction in the City's budget for dues to the AWC will reduce the advocacy, information, and coordination services and support AWC provides.

State Lobbying Contract Reduction

Expenditures \$(118,000)

This item is a one-time reduction in appropriation authority of \$118,000 for the reduction of state lobbying contracts. This includes reductions to three state lobbying contracts achieved through cost sharing, as well as adjustments to amounts paid to state lobbying contracts.

Travel and Conference Reduction

Expenditures \$(10,000)

This item is a one-time reduction in appropriation authority of \$10,000 to reduce the 2021 travel and conference budget. This reduction will limit the department's ability to travel with and staff the mayor at the US Conference of Mayors (USCM) events.

Proposed Technical

Q2 2020 Ongoing Item Reconciliation

Position Allocation (1.00)

This item reconciles a 2020 Q2 Supplemental change that reduces 1.0 FTE in the Office of Intergovernmental Relations to facilitate the transfer of the position to the Seattle Department of Transportation (SDOT). This position is an ongoing permanent position and will be funded primarily through multiple capital projects.

Office of Intergovernmental Relations

Expenditure Overview

	2019 Actuals	2020 Adopted	2021 Proposed
Appropriations			
OIR - BO-IR-X1G00 - Office of Intergovernmental Relations			
00100 - General Fund	2,831,077	2,990,574	2,810,942
Total for BSL: BO-IR-X1G00	2,831,077	2,990,574	2,810,942
 Department Total	 2,831,077	 2,990,574	 2,810,942
 Department Full-Time Equivalents Total*	 10.00	 10.00	 9.00

** FTE totals are provided for informational purposes only. Changes in FTEs resulting from City Council or Human Resources Director actions outside of the budget process may not be detailed here.*

Budget Summary by Fund Office of Intergovernmental Relations

	2019 Actuals	2020 Adopted	2021 Proposed
00100 - General Fund	2,831,077	2,990,574	2,810,942
Budget Totals for OIR	2,831,077	2,990,574	2,810,942

Revenue Overview

2021 Estimated Revenues

Account Code	Account Name	2019 Actuals	2020 Adopted	2021 Proposed
341900	General Government-Other Rev	1,286,265	1,326,979	1,326,979
343320	Recoveries-Sundry	(52)	-	-
Total Revenues for: 00100 - General Fund		1,286,212	1,326,979	1,326,979
 Total OIR Resources		 1,286,212	 1,326,979	 1,326,979

Office of Intergovernmental Relations

Appropriations by Budget Summary Level and Program

OIR - BO-IR-X1G00 - Office of Intergovernmental Relations

The purpose of the Intergovernmental Relations Budget Summary Level is to promote and protect the City's federal, state, regional, tribal, and international interests by providing strategic advice, representation, and advocacy to, and on behalf of, City elected officials on a variety of issues. These include: federal and state executive and legislative actions; issues and events relating to the City's tribal and international relations; and jurisdictional issues involving King County, suburban cities, and regional governmental organizations.

Program Expenditures	2019 Actuals	2020 Adopted	2021 Proposed
Office of Intergovernmental Relations	2,831,077	2,990,574	2,810,942
Total	2,831,077	2,990,574	2,810,942
Full-time Equivalents Total*	10.00	10.00	9.00

**FTE totals are provided for informational purposes only. Changes in FTEs resulting from City Council or Human Resources Director actions outside of the budget process may not be detailed here.*

Legislative Department

M. Lorena González, Council President

(206) 684-8888 TTY: (206) 233-0025

<http://www.seattle.gov/council/>

Department Overview

The Legislative Department is comprised of the Seattle City Council, as well as two primary divisions: Central Staff and the Office of the City Clerk. Each division supports various aspects of the Council and works with members of the public and City departments to facilitate and develop effective and responsive public policy. The Council and Legislative Department are part of the legislative branch of government, which also includes the Office of City Auditor, the Office of Hearing Examiner, and the Office of Inspector General for Public Safety.

The Council is composed of two at-large and seven district-elected seats for a total of nine, nonpartisan, elected Councilmembers. In November 2019, seven district Councilmembers were elected to a four-year term beginning in 2020. Two at-large Councilmembers are elected to align with the election for a four-year term with the Mayor and City Attorney election in 2021. This approach staggers the district and at-large elections two years apart.

The City Council establishes city laws; creates, evaluates and approves policies, legislation, and regulations; approves the City's annual operating and capital improvement budgets; and provides oversight to the City's executive departments. Each Councilmember has a staff of legislative assistants who assist in this work.

Central Staff provides policy and budget analysis for Councilmembers and their staffs, as well as consultant contract services for the Legislative Department. The Office of the City Clerk advances principles of open government and inclusive access through effective facilitation of the legislative process and transparent, accountable stewardship of public information and the official record, including City Council proceedings and legislation. The City Clerk serves as ex-officio elections administrator and filing officer. The office manages the City's Boards and Commissions Registry Program; coordinates public records disclosure requests; and provides information technology, administrative and operational support to the Legislative Department.

Communications and Human Resources/Finance teams are also a part of the Legislative Department. Communications staff assist Councilmembers and the Council as a whole in communicating values, goals and issues to the public by providing marketing and public relations services, including website and social media management, strategic media relations and public affairs work. Human Resources/Finance staff provide employee relations, talent acquisition, employee development, performance management, benefits administration services, finance, budget, accounting, and payroll for the Legislative Department and Office of City Auditor.

Budget Snapshot

	2019 Actuals	2020 Adopted	2021 Proposed
Department Support			
General Fund Support	16,634,777	17,818,425	18,031,784
Total Operations	16,634,777	17,818,425	18,031,784
Total Appropriations	16,634,777	17,818,425	18,031,784
Full-Time Equivalents Total*	100.50	100.50	100.50

** FTE totals are provided for informational purposes only. Changes in FTEs resulting from City Council or Human Resources Director actions outside of the budget process may not be detailed here*

Legislative Department

Budget Overview

The 2021 Proposed Budget includes technical adjustments to bring the department's baseline budget into alignment with an Annual Wage Increase, internal service cost changes, and the removal of one-time items added in prior year budgets. In addition, the proposed budget reduces the total budget for the Legislative Department by 5% in response to declining General Fund revenues due to COVID-19.

Incremental Budget Changes

Legislative Department

	Dollars	FTE
2020 Adopted Budget	17,818,425	100.50
Adjustment for One-Time Budget Changes	(300,712)	-
Citywide Adjustments for Standard Cost Changes	1,013,939	-
Baseline Adjustments for Personnel Costs	380,053	-
Proposed Operating		
5% General Fund Reduction	(879,921)	-
Total Incremental Changes	\$213,359	-
Total 2021 Proposed Budget	\$18,031,784	100.50

Description of Incremental Budget Changes

Adjustment for One-Time Budget Changes

Expenditures \$(300,712)

This item includes budget adjustments for one-time changes in the 2020 Adopted Budget:

- (\$120,000) for an analysis of the Law Enforcement Assisted Diversion (LEAD) Program added in 2020 Council Budget Action LEG-7-A-1;
- (\$100,000) to study creation of an Infant/Parent Room added in 2020 Council Budget Action LEG-5-A-1;
- (\$40,712) to remove funding added by Council in the 2019-2020 Adopted Budget for criminal legal system planning; and
- (\$40,000) to align with a Memorandum of Agreement with the Law Department for a Code Reviser

Citywide Adjustments for Standard Cost Changes

Expenditures \$1,013,939

Citywide technical adjustments made in the baseline phase reflect changes to internal services costs, including rates from the Department of Finance & Administrative Services, Seattle Information Technology Department, Seattle Department of Human Resources, and for healthcare, retirement and industrial insurance charges for the

Legislative Department

department. These adjustments reflect initial assumptions about these costs and inflators early in the budget process.

Baseline Adjustments for Personnel Costs

Expenditures \$380,053

This centrally administered change adjusts appropriations to reflect an annual wage increase, as outlined in the agreements between the City and the Coalition of Unions, for personnel costs included in this department's baseline budget. This includes increases to salary, FICA, Medicare, family medical leave, retirement, overtime and temporary labor. There is no increase assumed from 2021 to 2022.

Proposed Operating

5% General Fund Reduction

Expenditures \$(879,921)

This item reduces the Legislative Department's budget by 5% to help mitigate losses in the General Fund due to the COVID-19 pandemic.

Expenditure Overview

	2019 Actuals	2020 Adopted	2021 Proposed
Appropriations			
LEG - BO-LG-G1000 - Legislative Department			
00100 - General Fund	12,847,102	14,040,886	13,335,550
Total for BSL: BO-LG-G1000	12,847,102	14,040,886	13,335,550
LEG - BO-LG-G2000 - Leadership and Administration			
00100 - General Fund	3,787,675	3,777,539	4,696,234
Total for BSL: BO-LG-G2000	3,787,675	3,777,539	4,696,234
Department Total	16,634,777	17,818,425	18,031,784
Department Full-Time Equivalents Total*	100.50	100.50	100.50

* FTE totals are provided for informational purposes only. Changes in FTEs resulting from City Council or Human Resources Director actions outside of the budget process may not be detailed here

Budget Summary by Fund Legislative Department

	2019 Actuals	2020 Adopted	2021 Proposed
00100 - General Fund	16,634,777	17,818,425	18,031,784
Budget Totals for LEG	16,634,777	17,818,425	18,031,784

Legislative Department

Appropriations by Budget Summary Level and Program

LEG - BO-LG-G1000 - Legislative Department

The purpose of the Legislative Department Budget Summary Level is to set policy, enact City laws, approve the City's budget, provide oversight of City departments, and support the mission of the Council.

Program Expenditures	2019 Actuals	2020 Adopted	2021 Proposed
Central Staff	3,373,709	3,995,483	3,560,685
City Clerk	3,703,148	3,924,261	3,821,245
City Council	5,770,245	6,121,142	5,953,620
Total	12,847,102	14,040,886	13,335,550
Full-time Equivalents Total*	95.50	95.50	95.50

**FTE totals are provided for informational purposes only. Changes in FTEs resulting from City Council or Human Resources Director actions outside of the budget process may not be detailed here*

The following information summarizes the programs in Legislative Department Budget Summary Level:

Central Staff

The purpose of the Central Staff Program is to provide high-quality, objective research and analysis to the Council and its individual members on a variety of policy and budget issues, as well as consultant contract services for the Legislative department.

Expenditures/FTE	2019 Actuals	2020 Adopted	2021 Proposed
Central Staff	3,373,709	3,995,483	3,560,685
Full Time Equivalents Total	19.00	19.00	19.00

City Clerk

The purpose of the City Clerk Program is to support and facilitate the City's legislative process in compliance with the Open Public Meetings Act; manage the City's Records Management Program and ensure public access to the City's records; preserve the City's official and historical records in compliance with the Public Records Acts; manage the City's Boards and Commissions Registry; serve as the City's ex officio elections officer; and provide information technology, administrative and operational support to the Legislative Department.

Expenditures/FTE	2019 Actuals	2020 Adopted	2021 Proposed
City Clerk	3,703,148	3,924,261	3,821,245
Full Time Equivalents Total	27.50	27.50	27.50

Legislative Department

City Council

The purpose of the City Council Program is to set policy; review, consider and determine legislative action; approve the City's budget; and provide oversight of City departments. The goal of the City Council is to be transparent, effective and accountable, as well as to promote diversity and health of all neighborhoods. This program consists of the nine Councilmembers, their Legislative Assistants and the Communications staff.

Expenditures/FTE	2019 Actuals	2020 Adopted	2021 Proposed
City Council	5,770,245	6,121,142	5,953,620
Full Time Equivalents Total	49.00	49.00	49.00

LEG - BO-LG-G2000 - Leadership and Administration

The purpose of the Leadership and Administration Budget Summary Level is to provide executive, community, financial, human resource, technology and business support to the department.

Program Expenditures	2019 Actuals	2020 Adopted	2021 Proposed
Citywide Indirect Costs	2,735,431	2,513,454	2,897,642
Departmental Indirect Costs	1,052,243	1,264,085	1,798,592
Total	3,787,675	3,777,539	4,696,234
Full-time Equivalents Total*	5.00	5.00	5.00

**FTE totals are provided for informational purposes only. Changes in FTEs resulting from City Council or Human Resources Director actions outside of the budget process may not be detailed here*

The following information summarizes the programs in Leadership and Administration Budget Summary Level:

Citywide Indirect Costs

The purpose of the Citywide Indirect Costs program is to fund internal services costs originating from outside of the department such as allocated costs from the Department of Finance and Administrative Services and Seattle Information Technology Department.

Expenditures/FTE	2019 Actuals	2020 Adopted	2021 Proposed
Citywide Indirect Costs	2,735,431	2,513,454	2,897,642

Departmental Indirect Costs

The purpose of the Departmental Indirect Costs program is to fund costs associated with management of the department. This may include personnel costs related to department leadership and administration or other administrative costs such as external rent and operating supplies or services.

Legislative Department

Expenditures/FTE	2019 Actuals	2020 Adopted	2021 Proposed
Departmental Indirect Costs	1,052,243	1,264,085	1,798,592
Full Time Equivalents Total	5.00	5.00	5.00

Office of the Mayor

Jenny A. Durkan, Mayor

(206) 684-4000

<http://www.seattle.gov/mayor/>

Department Overview

The Office of the Mayor works to provide leadership to the residents, employees, and regional neighbors of the City of Seattle and to create an environment that encourages ideas, civic discourse, and inclusion for the City's entire diverse population.

In the municipality of Seattle, the Mayor governs the Executive Branch as its chief executive officer. The many legal roles and responsibilities of the Mayor, and those working directly for the Mayor, are prescribed in the City Charter, state statutes and municipal ordinances. Elections for this nonpartisan office are held every four years.

Budget Snapshot

	2019 Actuals	2020 Adopted	2021 Proposed
Department Support			
General Fund Support	6,898,240	7,706,715	7,440,359
Total Operations	6,898,240	7,706,715	7,440,359
Total Appropriations	6,898,240	7,706,715	7,440,359
Full-Time Equivalents Total*	37.50	39.50	39.50

** FTE totals are provided for informational purposes only. Changes in FTEs resulting from City Council or Human Resources Director actions outside of the budget process may not be detailed here*

Budget Overview

The 2021 Proposed Budget decreases the Office of the Mayor's budget by \$266,356. The office's personnel budget is reduced by \$244,500, and revenue is gained by the Mayor donating her salary to the City. The rest of the change is related to Citywide changes and personnel costs.

Incremental Budget Changes

Office of the Mayor

	2021 Budget	FTE
Total 2020 Adopted Budget	7,706,715	39.50
Baseline		
Citywide Adjustments for Standard Cost Changes	(76,307)	-

Office of the Mayor

Baseline Adjustments for Personnel Costs	52,484	-
Proposed Operating		
5% Reduction in General Fund reliance in the Mayor's Office budget	(242,533)	-
Total Incremental Changes	\$(266,356)	-
Total 2021 Proposed Budget	\$7,440,359	39.50

Description of Incremental Budget Changes

Baseline

Citywide Adjustments for Standard Cost Changes

Expenditures \$(76,307)

Citywide technical adjustments made in the baseline phase reflect changes to internal services costs, including rates from the Department of Finance & Administrative Services, Seattle Information Technology Department, Seattle Department of Human Resources, and for healthcare, retirement and industrial insurance charges for the department. These adjustments reflect initial assumptions about these costs and inflators early in the budget process.

Baseline Adjustments for Personnel Costs

Expenditures \$52,484

This centrally administered change adjusts appropriations to reflect an annual wage increase, as outlined in the agreements between the City and the Coalition of Unions, for personnel costs included in this department's baseline budget. This includes increases to salary, FICA, Medicare, family medical leave, retirement, overtime and temporary labor. There is no increase assumed from 2021 to 2022. This does not include a 2021 salary increase for non-represented Executives, Managers and Strategic Advisors.

Proposed Operating

5% Reduction in General Fund reliance in the Mayor's Office budget

Expenditures \$(242,533)

Revenues \$142,803

In response to adverse economic impacts from the COVID-19 pandemic, the City requested departments to reduce their reliance on General Fund resources in order to preserve critical public funding. The Mayor's Office met the 5% reduction target with the Mayor donating back her salary to the City, and reducing the office's personnel budget by \$242,500.

Office of the Mayor

Expenditure Overview

	2019 Actuals	2020 Adopted	2021 Proposed
Appropriations			
MO - BO-MA-X1A00 - Office of the Mayor			
00100 - General Fund	6,898,240	7,706,715	7,440,359
Total for BSL: BO-MA-X1A00	6,898,240	7,706,715	7,440,359
Department Total	6,898,240	7,706,715	7,440,359
Department Full-Time Equivalents Total*	37.50	39.50	39.50

** FTE totals are provided for informational purposes only. Changes in FTEs resulting from City Council or Human Resources Director actions outside of the budget process may not be detailed here*

Budget Summary by Fund Office of the Mayor

	2019 Actuals	2020 Adopted	2021 Proposed
00100 - General Fund	6,898,240	7,706,715	7,440,359
Budget Totals for MO	6,898,240	7,706,715	7,440,359

Appropriations by Budget Summary Level and Program

MO - BO-MA-X1A00 - Office of the Mayor

The purpose of the Office of the Mayor Budget Summary Level is to provide executive leadership to support City departments, engage and be responsive to residents of the city, develop policy for the City, and provide executive administrative and management support to the City.

Program Expenditures	2019 Actuals	2020 Adopted	2021 Proposed
Office of the Mayor	6,898,240	7,706,715	7,440,359
Total	6,898,240	7,706,715	7,440,359
Full-time Equivalents Total*	37.50	39.50	39.50

**FTE totals are provided for informational purposes only. Changes in FTEs resulting from City Council or Human Resources Director actions outside of the budget process may not be detailed here*

Summary of Position and Full-Time Equivalent (FTE) Changes by Department

The following tables provide a summary of total position and FTE changes by department for 2021 and 2022. Position counts for a department may exceed FTE counts as position counts tally part-time positions as discrete items.

Summary of Position Changes by Department

	(A)	(B)	(C) = (A) + (B)	(D)
Department	2020 Adopted Total	2021 Proposed Changes	2021 Proposed Budget	2022 Proposed Changes
911 Call Center	0	142	142	0
City Budget Office	36	0	36	0
Civil Service Commissions	2	0	2	0
Community Police Commission	9	0	9	0
Department of Construction and Inspections	429	1	430	0
Department of Education and Early Learning	111	0	111	0
Department of Neighborhoods	66	(3)	63	0
Department of Parks and Recreation	1,012	(1)	1,011	0
Employees' Retirement System	23	5	28	0
Ethics and Elections Commission	9	0	9	0
Finance and Administrative Services	610	13	623	0
Human Services Department	393	(1)	392	0
Law Department	209	(5)	204	0
Legislative Department	101	0	101	0
Office for Civil Rights	35	1	36	0
Office of Arts and Cultural Affairs	41	0	41	0
Office of Economic Development	37	(3)	34	0
Office of Emergency Management	0	15	15	0
Office of Hearing Examiner	5	0	5	0
Office of Housing	47	0	47	0
Office of Immigrant and Refugee Affairs	10	0	10	0
Office of Intergovernmental Relations	10	(1)	9	0
Office of Labor Standards	28	2	30	0
Office of Planning and Community Development	46	(4)	42	0
Office of Sustainability and Environment	35	0	35	0
Office of the City Auditor	10	0	10	0
Office of the Employee Ombud	5	(1)	4	0
Office of the Inspector General	13	2	15	0
Office of the Mayor	40	0	40	0
Seattle Center	237	(10)	227	0
Seattle City Light	1,799	0	1,799	0
Seattle Department of Human Resources	163	(1)	162	0
Seattle Department of Transportation	960	121	1,081	0
Seattle Fire Department	1,190	0	1,190	0
Seattle Information Technology	705	(30)	675	0
Seattle Municipal Court	226	(10)	216	0
Seattle Police Department	2,200	(335)	1,865	0
Seattle Public Utilities	1,441	7	1,448	0
Total Budgeted Positions	12,293	(96)	12,197	0
Seattle Firefighters' Pension Fund	4		4	
Seattle Police Relief and Pension Fund	3		3	
Seattle Public Library	664		664	
Total Citywide Positions	12,964	(96)	12,868	0

Notes

Firefighters' Pension Fund, Police Relief and Pension Fund, and Seattle Public Library positions: Personnel figures are for informational purposes only. The Library's position list is established by the Library Board of Trustees, and positions for the Police and Firefighter Pension funds are set by their respective board members.

Summary of Position Changes by Department

	(A)	(B)	(C) = (A) + (B)	(D)
Department	2020 Adopted Total	2021 Proposed Changes	2021 Proposed Budget	2022 Proposed Changes
911 Call Center	0.00	142.00	142.00	0.00
City Budget Office	36.00	0.00	36.00	0.00
Civil Service Commissions	2.00	0.00	2.00	0.00
Community Police Commission	9.00	0.00	9.00	0.00
Department of Construction and Inspections	428.50	1.00	429.50	0.00
Department of Education and Early Learning	110.50	0.00	110.50	0.00
Department of Neighborhoods	65.00	(2.00)	63.00	0.00
Department of Parks and Recreation	939.68	(1.00)	938.68	0.00
Employees' Retirement System	23.00	5.00	28.00	0.00
Ethics and Elections Commission	7.40	0.00	7.40	0.00
Finance and Administrative Services	610.00	13.00	623.00	0.00
Human Services Department	385.75	(1.00)	384.75	0.00
Law Department	206.10	(4.50)	201.60	0.00
Legislative Department	100.50	0.00	100.50	0.00
Office for Civil Rights	35.00	0.50	35.50	0.00
Office of Arts and Cultural Affairs	39.09	0.00	39.09	0.00
Office of Economic Development	37.00	(3.00)	34.00	0.00
Office of Emergency Management	0.00	15.00	15.00	0.00
Office of Hearing Examiner	5.00	0.00	5.00	0.00
Office of Housing	46.00	0.00	46.00	0.00
Office of Immigrant and Refugee Affairs	9.50	0.00	9.50	0.00
Office of Intergovernmental Relations	10.00	(1.00)	9.00	0.00
Office of Labor Standards	28.00	2.00	30.00	0.00
Office of Planning and Community Development	45.00	(4.00)	41.00	0.00
Office of Sustainability and Environment	29.50	0.00	29.50	0.00
Office of the City Auditor	10.00	0.00	10.00	0.00
Office of the Employee Ombud	5.00	(1.00)	4.00	0.00
Office of the Inspector General	13.00	2.00	15.00	0.00
Office of the Mayor	39.50	0.00	39.50	0.00
Seattle Center	225.23	(8.80)	216.43	0.00
Seattle City Light	1,792.80	0.00	1,792.80	0.00
Seattle Department of Human Resources	114.50	(3.00)	111.50	0.00
Seattle Department of Transportation	958.00	121.00	1,079.00	0.00
Seattle Fire Department	1,168.55	1.80	1,170.35	0.00
Seattle Information Technology	701.10	(29.00)	672.10	0.00
Seattle Municipal Court	215.10	(9.25)	205.85	0.00
Seattle Police Department	2,187.35	(334.30)	1,853.05	0.00
Seattle Public Utilities	1,433.30	7.00	1,440.30	0.00
Total Budgeted FTEs	12,070.95	(91.55)	11,979.40	0.00
Seattle Firefighters' Pension Fund	4.00		4.00	
Seattle Police Relief and Pension Fund	3.00		3.00	
Seattle Public Library	556.10		556.10	
Total Citywide FTEs	12,634.05	(91.55)	12,542.50	0.00

Notes

Firefighters' Pension Fund, Police Relief and Pension Fund, and Seattle Public Library positions: Personnel figures are for informational purposes only. The Library's position list is established by the Library Board of Trustees, and positions for the Police and Firefighter Pension funds are set by their respective board members.

Fund Financial Plans

Fund #	Fund Name	Page
00100	General Subfund.....	663
00126	Judgment and Claims Fund.....	664
00155	Sweetened Beverage Tax Fund.....	665
00164	Unrestricted Cumulative Reserve Fund.....	666
00166	Revenue Stabilization Fund	667
00190	Office of Labor Standards.....	668
10101	Cable Television Franchise Fund.....	669
10102	Emergency Fund.....	670
10110	Industrial Insurance Fund.....	671
10111	Unemployment Insurance Fund.....	672
10112	Health Care Fund.....	673
10133	Group Term Life and Long Term Disability Insurance Fund.....	674
10200	Parks and Recreation Fund.....	675
10398	Move Seattle Levy Fund.....	676
10410	Library Fund.....	677
10800	Seattle Streetcar Fund.....	678
11410	Seattle Center Fund.....	679
11430	McCaw Hall Fund.....	680
12010	Municipal Arts Fund.....	681
12100	Wheelchair Accessible Fund.....	682
12200	Short-Term Rental Tax Fund.....	683
12300	Election Voucher Fund	684
12400	Arts and Culture Fund.....	685
13000	Transportation Fund.....	686
16200	Human Services Fund.....	687
16400	Low-Income Housing Fund.....	688
16600	Office of Housing Fund.....	689
17857	Families and Education Levy Fund.....	690

Fund and Funding Source Financial Plans

17861	Seattle Preschool Program.....	691
17871	Families, Education, Preschool and Promise Fund.....	692
18100	2012 Library Levy Fund	693
18200	2019 Library Levy Fund.....	694
18500	School Safety Traffic and Pedestrian Improvement Fund.....	695
19710	Metropolitan Park District Fund.....	696
19900	Seattle Transportation Benefit District Fund.....	697
30010	REET I Capital Project Fund.....	698
30020	REET II Capital Projects Fund.....	699
33130	Park Mitigation and Remediation Fund.....	700
33860	2008 Parks Levy Fund.....	701
34070	McCaw Hall Capital Reserve Fund.....	702
36000	King County Parks Levy Fund.....	703
41000	City Light Fund.....	704
43000	Water Fund.....	705
44010	Drainage and Wastewater Fund.....	706
45010	Solid Waste Fund.....	707
48100	Construction and Inspections Fund.....	708
50300	Finance and Administrative Services Fund.....	709
50321	Fleet Capital Fund.....	710
50322	Asset Preservation Fund.....	711
50410	Information Technology Fund.....	712
61040	Fireman's Pension Fund.....	713
61060	Police Pension and Relief Fund.....	714
63000	Transit Benefit Fund.....	715
63100	Firefighter Health Care Fund.....	716
67600	FileLocal Agency Fund.....	717

General Fund (00100)

	2019	2020	2020	2021	2022	2023	2024
Amounts in \$1,000s	Actuals	Adopted	Revised	Proposed	Projected	Projected	Projected
Revised Beginning Fund Balance							
Beginning Fund Balance	71,750	79,017	138,164	18,071	31,941	63,590	100,663
Technical Adjustments	5,670	0	0	0	0	0	0
<i>Revised Beginning Fund Balance</i>	<i>77,420</i>	<i>79,017</i>	<i>138,164</i>	<i>18,071</i>	<i>31,941</i>	<i>63,590</i>	<i>100,663</i>
Sources of Funds							
Property Tax	320,736	345,085	340,894	354,041	359,450	371,469	373,539
Sales Tax	291,961	298,842	231,103	237,008	256,508	273,359	284,944
Business and Occupation Tax	302,682	296,939	243,788	256,339	275,288	292,991	307,261
Utility Tax	214,112	221,915	207,488	209,660	224,682	234,873	244,622
Other Taxes	55,521	24,104	12,466	17,016	12,373	12,990	13,331
Transportation Network Company Tax	0	9,655	0	5,022	11,491	12,334	12,719
Parking Meters	41,032	43,078	14,259	27,110	38,052	41,399	41,623
Court Fines and Forfeitures	61,854	27,127	43,800	49,925	52,907	55,213	55,889
Revenue from Other Public Entities	16,134	15,080	13,100	15,693	15,550	15,550	15,550
Service Charges & Reimbursements	32,407	26,024	7,472	11,455	12,733	12,735	12,735
Fund Balance Transfers (ERF, RSA, J&C, CRS-U)	17,387	50,431	3,656	73,020	0	0	0
Licenses, Permits, Interest Income and Other	71,890	46,160	65,013	64,464	70,790	73,574	74,563
Grants	15,573	9,214	12,268	13,340	12,198	12,303	12,303
Property Sale	0	66,500	66,500	0	0	0	0
Payroll Tax	0	0	0	214,284	233,911	250,524	265,096
Council Changes	0	2,533	0	0	0	0	0
Budget Adjustments							
Associated Revenues from 2019 CFD's	0	0	25,009	0	0	0	0
Revenues from Current Year legislated ordinances ⁽¹⁾	0	0	186,819	0	0	0	0
<i>Source of Funds Total</i>	<i>1,441,289</i>	<i>1,482,686</i>	<i>1,473,635</i>	<i>1,548,377</i>	<i>1,575,933</i>	<i>1,659,315</i>	<i>1,714,175</i>
Expenditures ^{(2) (3)}							
Arts, Culture & Recreation	(169,720)	(178,983)	(178,983)	(114,092)	(118,650)	(126,576)	(134,090)
Education & Human Services	(138,538)	(155,374)	(155,374)	(159,815)	(149,577)	(150,087)	(150,928)
Livable & Inclusive Communities	(61,828)	(85,415)	(85,415)	(58,083)	(51,839)	(52,610)	(53,591)
Public Safety	(739,148)	(750,910)	(750,910)	(703,721)	(714,223)	(757,140)	(776,155)
Utilities, Transportation & Environment	(63,297)	(67,339)	(67,339)	(87,132)	(85,611)	(95,975)	(100,168)
Administration	(202,617)	(259,080)	(259,080)	(411,664)	(401,215)	(406,167)	(409,393)
Emergency Fund Contribution ⁽⁴⁾	(1,707)	(1,922)	(1,922)	0	(11,185)	(15,355)	(5,902)
Revenue Stabilization Fund Contribution ⁽⁴⁾	(3,689)	(3,007)	(3,007)	0	(11,982)	(18,331)	(10,703)
Budget Adjustments							
2019 Encumbrance CFD's	0	0	(17,307)	0	0	0	0
2019 Grant/Svc Contract/Capital CFD's	0	0	(25,729)	0	0	0	0
2020 Supplemental Changes ⁽¹⁾	0	0	(48,663)	0	0	0	0
<i>Total Expenditures</i>	<i>(1,380,544)</i>	<i>(1,502,030)</i>	<i>(1,593,729)</i>	<i>(1,534,507)</i>	<i>(1,544,283)</i>	<i>(1,622,242)</i>	<i>(1,640,932)</i>
<i>Ending Fund Balance</i>	<i>138,164</i>	<i>59,672</i>	<i>18,071</i>	<i>31,941</i>	<i>63,590</i>	<i>100,663</i>	<i>173,906</i>
Financial Reserves							
2019 Encumbrance CFD's	(17,307)						
2019 Grant/Svc Contract/Capital CFD Revenues	25,009						
2019 Grant/Svc Contract/Capital Expenditure CFD's	(25,729)						
Legislated Fwd (incl EDI), AWI	(50,658)						
Planning Reserves							
AWI Reserves	0	(40,599)	(4,159)	(15,220)	(45,844)	(81,505)	(153,228)
State Leave Benefit Reserves	0	(9,299)	(2,105)	(6,586)	(6,405)	(6,532)	(6,768)
Other Planning Reserves	(8,776)	(9,762)	(4,127)	(10,057)	(11,342)	(12,627)	(13,912)
<i>Total Reserves</i>	<i>(77,461)</i>	<i>(59,660)</i>	<i>(10,391)</i>	<i>(31,863)</i>	<i>(63,591)</i>	<i>(100,664)</i>	<i>(173,907)</i>
<i>Ending Unreserved Fund Balance</i>	<i>60,703</i>	<i>12</i>	<i>7,680</i>	<i>78</i>	<i>0</i>	<i>0</i>	<i>0</i>

⁽¹⁾ "Revenues from Current Year legislated ordinances" and "2020 Supplemental Changes" include the following Council Bills: 119820 "CBO 2019 Carryforward", 119859 "OSE Heating Oil Tax Amendment", 119757 "CBO Small Business Supplemental", 119760 "CBO Small Business Supplemental 2", 119764 "CBO Food Voucher Supplemental", 119783 "CBO Emergency Supplemental No. 1", 119816 "CBO 2020 Commerce Grant", 119818 "CBO Q2 Supplemental", and 119824 "CBO 2020 Federal CRF Funds". CB 119825 (Ord 126148) is not included due to the timing of the 9/22/2020 veto override, which occurred after the finalization of the 2021 Proposed Budget. Additionally, "2020 Supplemental Changes" includes assumptions about future legislation, including the 3rd and 4th Quarter supplementals, Joint COVID Relief, and 2020 Balancing actions planned in lieu of CB 119825.

⁽²⁾ 2019 Actual and 2020 Adopted expenditures have been recast to reflect a realignment of department groupings as displayed in the 2021 Proposed budget book. For departments that receive General Fund (GF) transfers from Finance General (FG), the GF amount is shown in the department receiving the transfer instead of FG. These departments include: the Office of Labor Standards, Firefighters' Pension, Police Pension, Seattle Public Library and Finance & Administrative Services.

⁽³⁾ 2023 and 2024 expenditures reflect 2.3% and 2.0% inflation of labor costs, respectively. Expenditures relevant only to 2021 or 2022 are removed.

⁽⁴⁾ Emergency and Revenue Stabilization Fund contributions would normally roll up under "Administration" but are called out separately for visibility.

Judgment/Claims Fund (00126)

Amounts in \$1,000s	2019 Actuals	2020 Adopted	2020 Revised	2021 Proposed	2022 Projected	2023 Projected	2024 Projected
Revised Beginning Fund Balance							
Beginning Fund Balance	8,454	54	8,612	10,612	10,612	11,570	13,838
Technical Adjustments	0	0					
<i>Revised Beginning Fund Balance</i>	8,454	54	8,612	10,612	10,612	11,570	13,838
Sources of Funds							
Legal Service Fees	495	0	0	0	0	0	0
City Litigation Recoveries	13	7,782	7,782	7,782	7,937	8,096	8,258
Other Judgments & Settlements	13,862	20,438	20,438	19,788	21,142	23,345	23,812
Miscellaneous Revs-Other Rev	0	0	0	0	0	0	0
Operating Transfers In	5,000	0	0	0	0	0	0
<i>Source of Funds Total</i>	19,370	28,220	28,220	27,570	29,079	31,441	32,070
Expenditures							
Judgment & Claims Claims	(7,205)	(3,524)	(3,524)	(3,524)	(3,595)	(3,685)	(3,777)
Judgment & Claims Litigation	(10,671)	(23,487)	(21,487)	(22,837)	(23,293)	(24,225)	(25,194)
Judgment & Claims General	0	(88)	(88)	(88)	(90)	(92)	(95)
Judgment & Claims Police Action	(1,335)	(1,121)	(1,121)	(1,121)	(1,143)	(1,172)	(1,201)
<i>Total Expenditures</i>	(19,211)	(28,220)	(26,220)	(27,570)	(28,121)	(29,174)	(30,267)
<i>Ending Fund Balance</i>	8,612	54	10,612	10,612	11,570	13,838	15,642
<i>Ending Unreserved Fund Balance</i>	8,612	54	10,612	10,612	11,570	13,838	15,642

NOTES:

Revenue from 'Other Judgments and Settlements' increases to a 80% confidence level in 2022 and 90% in 2023.

Expenditures in 'Litigation' increase for 4% in 2023 and 2024 to account for an increase in future settlements and judgments.

Sweetened Beverage Tax Fund (00155)

Amounts in \$1,000s	2019 Actuals	2020 Adopted	2020 Revised	2021 Proposed	2022 Projected	2023 Projected	2024 Projected
<u>Revised Beginning Fund Balance</u>							
Beginning Fund Balance	11,036	4,018	17,194	103	118	1,328	4,343
Technical Adjustments	0	0					
<i>Revised Beginning Fund Balance</i>	11,036	4,018	17,194	103	118	1,328	4,343
<u>Sources of Funds</u>							
Sweetened Beverage Tax	24,173	24,329	15,367	20,772	21,812	23,970	24,329
<u>Budget Adjustments</u>							
Associated Revenues from 2019 CFD's			0	0	0	0	0
Revenues from Current Year legislated ordinances			0	0	0	0	0
<i>Source of Funds Total</i>	24,173	24,329	15,367	20,772	21,812	23,970	24,329
<u>Expenditures</u>							
Office of City Auditor	(570)	(500)	(500)	(500)	0	0	0
Office of Sustainability & Environment	(5,180)	(6,719)	(6,719)	(5,930)	(6,048)	(6,169)	(6,293)
Department of Education and Early Learning	(6,122)	(9,240)	(9,240)	(7,808)	(6,434)	(6,563)	(6,694)
Human Services Department	(5,993)	(5,885)	(5,885)	(4,743)	(4,838)	(4,935)	(5,033)
Department of Parks and Recreation	(150)	(600)	(600)	(303)	(309)	(315)	(321)
Department of Neighborhoods	0	(3,225)	(3,225)	(1,473)	(2,973)	(2,973)	(2,973)
Finance General (Worker Retraining)		(500)					
<u>Budget Adjustments</u>							
Office of City Auditor			(450)				
Office of Sustainability & Environment			(5,149)				
Department of Education and Early Learning			(5,115)				
Human Services Department			787				
Department of Parks and Recreation			413				
Department of Neighborhoods			3,225				
Finance General - Worker Retraining							
<i>Total Expenditures</i>	(18,015)	(26,668)	(32,458)	(20,757)	(20,602)	(20,955)	(21,314)
<i>Ending Fund Balance</i>	17,194	1,679	103	118	1,328	4,343	7,357
<u>Financial Reserves</u>							
Auditor (ENC)	(450)						
Office of Sustainability & Environment (ENC)	(205)						
Office of Sustainability & Environment (CFD)	(400)						
Department of Education and Early Learning (ENC)	(6,101)						
Department of Education and Early Learning (CFD)	(595)						
Human Services Department (ENC)	(367)						
Human Services Department (CFD)	0						
Finance General - Worker Retraining (CFD)	(1,000)						
2019 Grant/Svc Contract/Capital CFD Revenues	0						
2019 Grant/Svc Contract/Capital Expenditure CFD's	0						
<u>Planning Reserves</u>							
Worker Retraining Requirement	0	0	0	0	(1,500)	(1,500)	(1,500)
Revenue Stabilization Reserve ²	0	(2,000)	0	0	0	(2,000)	(2,000)
<i>Total Reserves</i>	(9,118)	(2,000)	0	0	(1,500)	(3,500)	(3,500)
<i>Ending Unreserved Fund Balance</i>	8,076	(321)	103	118	(172)	843	3,857

¹In 2018-2019, the Sweetened Beverage Tax was deposited in the General Fund and recorded as a Funding Source. City departments hold expenditure authority in the General Fund through 2019. In 2020, per Ordinance 125886, all SBT revenues and appropriations have moved to a new Sweetened Beverage Tax Fund.

²2022-2024 expenditure projections are net one-time 2021 expenditures and assume across-the-board 2% growth. Direct benefit investments and grant funds are not automatically adjusted for inflation.

³The Sweetened Beverage Tax ordinance calls for "up to" \$1.5 million to be set aside for worker retraining by 2022. An allocation for this amount is shown as a planning reserve starting in 2022.

⁴Reserve targets may exceed projected fund balance due to underspend assumptions.

Cumulative Reserve Subfund - Unrestricted (00164)

Amounts in \$1,000s	2019 Actuals	2020 Adopted	2020 Revised	2021 Proposed	2022 Projected	2023 Projected	2024 Projected
<u>Revised Beginning Fund Balance</u>							
Beginning Fund Balance	22,259	3,960	14,296	4,408	4,854	4,949	5,047
Technical Adjustments	(2,093)	0					
<i>Revised Beginning Fund Balance</i>	20,166	3,960	14,296	4,408	4,854	4,949	5,047
<u>Sources of Funds</u>							
Street Vacation Fees		6,865	8,685	2,515	0	0	0
State Grants	350	0	0	0	0	0	0
Federal Grants	641	0	169	0	0	0	0
Investment Earnings	3,748	2,200	1,200	1,050	1,400	1,400	1,400
Miscellaneous Revenues	20	150	150	150	153	156	159
<i>Source of Funds Total</i>	4,759	9,215	10,204	3,715	1,553	1,556	1,559
<u>Expenditures</u>							
Debt Service Payments	(2,854)	(2,634)	(2,634)	(3,032)	(1,216)	(1,211)	(1,077)
Capital Project Spending	(7,667)	(444)	(614)	(95)	(97)	(99)	(101)
Tenant Relocation Assistance - Admin costs	(107)	(142)	(142)	(142)	(144)	(148)	(152)
Support to Operating Departments	0	(4,550)	(6,613)	0	0	0	0
Transfer to General Fund	0	(2,242)	(2,242)	0	0	0	0
<u>Budget Adjustments</u>							
2019 Grant/Svc Contract/Capital CFD's			(7,848)	0	0	0	0
2020 Supplemental Changes			0	0	0	0	0
<i>Total Expenditures</i>	(10,628)	(10,012)	(20,093)	(3,269)	(1,458)	(1,458)	(1,329)
<i>Ending Fund Balance</i>	14,296	3,163	4,408	4,854	4,949	5,047	5,277
<u>Financial Reserves</u>							
2019 Grant/Svc Contract/Capital Expenditure CFD's	(8,606)						
<u>Planning Reserves</u>							
King County Levy - Unallocated	(623)	(623)	(623)	(623)	(623)	(623)	(623)
Parks Settlement Reserve	(440)	(440)	(440)	(440)	(440)	(440)	(440)
WaterFront LID Reserve - City's Share	(2,100)	(2,100)	0	0	0	0	0
Waterfront Pier 58 Reserve			(3,345)	(3,791)	(3,791)	(3,791)	(3,791)
<i>Total Reserves</i>	(11,769)	(3,163)	(4,408)	(4,854)	(4,854)	(4,854)	(4,854)
<i>Ending Unreserved Fund Balance</i>	2,527	()	()	()	95	193	423

Revenue Stabilization Fund (00166)

Amounts in \$1,000s	2019 Actuals	2020 Adopted	2020 Revised	2021 Proposed	2022 Projected	2023 Projected	2024 Projected
<u>Revised Beginning Fund Balance</u>							
Beginning Fund Balance	50,224	57,764	57,764	31,742	6,042	18,546	36,957
Technical Adjustments	0	0					
<i>Revised Beginning Fund Balance</i>	50,224	57,764	57,764	31,742	6,042	18,546	36,957
<u>Sources of Funds</u>							
General Fund Contributions	7,540	3,007	3,007	0	12,504	18,411	10,746
<i>Source of Funds Total</i>	7,540	3,007	3,007	0	12,504	18,411	10,746
<u>Expenditures</u>							
Transfer to General Fund	0	0	0	(25,700)	0	0	0
<u>Budget Adjustments</u>							
2020 Supplemental Changes			(29,030)	0	0	0	0
<i>Total Expenditures</i>	0	0	(29,030)	(25,700)	0	0	0
<i>Ending Fund Balance</i>	57,764	60,772	31,742	6,042	18,546	36,957	47,704
<i>Ending Unreserved Fund Balance</i>	57,764	60,772	31,742	6,042	18,546	36,957	47,704

Office of Labor Standards Fund (00190)

Amounts in \$1,000s	2019 Actuals	2020 Adopted	2020 Revised	2021 Proposed	2022 Projected	2023 Projected	2024 Projected
<u>Revised Beginning Fund Balance</u>							
Beginning Fund Balance	266	-	2,165	1,427	427	469	533
<i>Revised Beginning Fund Balance</i>	266	-	2,165	1,427	427	469	533
<u>Revenues</u>							
General Fund Transfer*	7,907	6,865	6,604	6,226	7,371	7,518	7,669
Investment Earnings	-	-	-	-	-	-	-
<i>Source of Funds Total</i>	7,907	6,865	6,604	6,226	7,371	7,518	7,669
<u>Expenditures</u>							
Office of Labor Standards	(4,584)	(4,765)	(4,765)	(5,126)	(5,029)	(5,155)	(5,284)
Community Outreach and Education Fund Contracts	(1,328)	(1,500)	(1,500)	(1,500)	(1,500)	(1,500)	(1,500)
Business Outreach and Education Fund Contracts	(97)	(600)	(600)	(600)	(800)	(800)	(800)
Encumbrance Carryforwards	-	-	(639)	-	-	-	-
AWI Carryforwards	-	-	(99)	-	-	-	-
2020 Mid-year Reductions	-	-	261	-	-	-	-
<i>Total Expenditures</i>	(6,008)	(6,865)	(7,342)	(7,226)	(7,329)	(7,455)	(7,584)
<i>Ending Fund Balance</i>	2,165	-	1,427	427	469	533	618
<u>Financial Reserves</u>							
2019 Encumbrance Carryforwards	(639)	-	-	-	-	-	-
2019 AWI Carryforwards	(99)	-	-	-	-	-	-
<i>Total Reserves</i>	(738)	-	-	-	-	-	-
<i>Ending Unreserved Fund Balance</i>	1,427	-	1,427	427	469	533	618

*The 2021 Budget includes a one-time use of Fund balance of \$1,000,000 in lieu of General Fund transfer. The 2022 projection assumes that the General Fund transfer of

Cable Television Franchise Subfund (10101)

Amounts in \$1,000s	2019 Actuals	2020 Adopted	2020 Revised	2021 Proposed	2022 Projected	2023 Projected	2024 Projected
<u>Revised Beginning Fund Balance</u>							
Beginning Fund Balance	1,096	0	(22)	768	741	525	(241)
Technical Adjustments	24	0					
<i>Beginning Unreserved Fund Balance</i>	1,120	0	(22)	768	741	525	(241)
<u>Sources of Funds</u>							
Franchise Fees ¹	7,123	6,732	6,759	6,550	6,146	5,767	5,411
PEG Support Fees	648	611	590	572	537	504	473
Misc. Revenues/Rebates ²	127	0	15	0	0	0	0
Interest Earnings	(14)	0	22	22	20	20	0
2018 True Up ³	533	0	0	0	0	0	0
2019 True Up ³	0	0	593	0	0	0	0
2020 True Up ³	0	0	797	0	0	0	0
Interfund Loan ⁴	600	0	700	0	0	0	0
<i>Source of Funds Total</i>	9,017	7,343	9,475	7,144	6,703	6,291	5,884
<u>Expenditures</u>							
Leadership & Administration BSL	(1,256)	0	0	0	0	0	0
Engineering & Operations BSL	0	0	0	0	0	0	0
Digital Engagement BSL	(6,823)	0	0	0	0	0	0
Security, Risk & Compliance BSL	0	0	0	0	0	0	0
Applications Services BSL	(888)	0	0	0	0	0	0
Capital Improvement Projects BSL	(503)	0	0	0	0	0	0
Client Services Management BSL	0	0	0	0	0	0	0
IT Initiatives BSL	(47)	0	0	0	0	0	0
One-Time/Special Projects	0	0	0	0	0	0	0
Support to Library Digital Equity	(642)	0	0	0	0	0	0
<u>2020 Reorg BSLs</u>							
Leadership and Administration BSL	0	(1,005)	(1,005)	(953)	(985)	(1,005)	(1,025)
Technology Infrastructure BSL	0	(2)	(2)	0	0	0	0
Frontline Services & Workplace BSL	0	(5,009)	(5,009)	(5,527)	(5,228)	(5,333)	(5,439)
Digital Security & Risk BSL	0	0	0	0	0	0	0
Applications BSL	0	(717)	(717)	(298)	(302)	(308)	(314)
Capital Improvement Projects BSL	0	(385)	(385)	(337)	(345)	(352)	(359)
Client Solutions BSL	0	(225)	(225)	(57)	(58)	(59)	(60)
Interfund Loan Payback ⁵	0	682	(1,341)	0	0	0	0
<u>Budget Adjustments</u>							
2019 Encumbrance CFD's				0	0	0	0
2019 Grant/Svc Contract/Capital CFD's				0	0	0	0
2020 Supplemental Changes				0	0	0	0
<i>Total Expenditures</i>	(10,159)	(6,661)	(8,685)	(7,171)	(6,919)	(7,057)	(7,198)
<i>Ending Fund Balance</i>	(22)	682	768	741	525	(241)	(1,556)
<u>Planning Reserves</u>							
Interfund Loan Payback	0	(682)	0	0	0	0	0
<i>Total Reserves</i>	0	(682)	0	0	0	0	0
<i>Ending Unreserved Fund Balance</i>	(22)	0	768	741	525	(241)	(1,556)

Assumptions:

¹Revenue projections reflect a continuing decline in Franchise Fee and associated PEG revenues and assumes CenturyLink franchise fee or PEG revenues end after 2020.

²Revenues came from Comcast grants for the Digital Equity Initiative in FY 2016-2019. 2019 includes \$40,000 for one-time fees for CenturyLink "Center closure fee" related to closing CenturyLink's Seattle Service Center. 2019 is the final year for all of these funds.

³This represents the transfer from ITD Fund 50410. The refunds from FY 2018 and 2019 are the final numbers. The refund shown for FY 2020 is preliminary, based on planned underspending.

⁴The Cable Fund borrowed \$600,000 from Fund 50410 effective at year-end 2019 and another \$700,000 at the beginning of 2020. The interfund loan funds are not true revenue.

⁵Repayment of the loan from Fund 50410 is planned for year-end 2020.

Emergency Fund (10102)

Amounts in \$1,000s	2019 Actuals	2020 Adopted	2020 Revised	2021 Proposed	2022 Projected	2023 Projected	2024 Projected
<u>Revised Beginning Fund Balance</u>							
Beginning Fund Balance	63,245	64,952	64,952	47,110	60	11,775	27,089
Technical Adjustments	0	0					
<i>Revised Beginning Fund Balance</i>	63,245	64,952	64,952	47,110	60	11,775	27,089
<u>Sources of Funds</u>							
General Fund Contributions	1,707	1,922	1,922	0	11,715	15,313	5,901
<i>Source of Funds Total</i>	1,707	1,922	1,922	0	11,715	15,313	5,901
<u>Expenditures</u>							
Transfer to General Fund	0	0	0	(47,050)	0	0	0
<u>Budget Adjustments</u>							
2020 Supplemental Changes			(19,764)	0	0	0	0
<i>Total Expenditures</i>	0	0	(19,764)	(47,050)	0	0	0
<i>Ending Fund Balance</i>	64,952	66,875	47,110	60	11,775	27,089	32,990
<i>Ending Unreserved Fund Balance</i>	64,952	66,875	47,110	60	11,775	27,089	32,990

Industrial Insurance Fund (10110)

Amounts in \$1,000s	2019 Actual	2020 Adopted	2020 Revised	2021 Proposed	2022 Proposed	2023 Projected	2024 Projected
<u>Revised Beginning Fund Balance</u>							
Beginning Fund Balance	6,331	5,292	7,201	5,045	4,912	4,912	4,912
Technical Adjustments							
<i>Revised Beginning Fund Balance</i>	6,331	5,292	7,201	5,045	4,912	4,912	4,912
<u>Sources of Funds</u>							
Department Contributions	22,024	23,580	23,430	23,808	25,094	26,398	27,887
<i>Source of Funds Total</i>	22,024	23,580	23,430	23,808	25,094	26,398	27,887
<u>Expenditures</u>							
Claims	(12,511)	(14,248)	(16,255)	(14,476)	(15,360)	(16,392)	(17,600)
Pension Payout (Rate Funded Departments)	0	(500)	(500)	(500)	(500)	(500)	(500)
Labor & Industries Assessments/Insurance	(4,765)	(5,178)	(5,178)	(4,908)	(5,055)	(5,207)	(5,363)
Administration	(3,878)	(3,653)	(3,653)	(4,057)	(4,179)	(4,299)	(4,423)
<i>Total Expenditures</i>	(21,154)	(23,580)	(25,586)	(23,941)	(25,094)	(26,398)	(27,887)
<i>Ending Fund Balance</i>	7,201	5,292	5,045	4,912	4,912	4,912	4,912
<u>Planning Reserves</u>							
Policy Reserve (25% of Claims)	(3,128)	(3,562)	(4,064)	(3,619)	(3,840)	(4,098)	(4,400)
<i>Total Reserves</i>	(3,128)	(3,562)	(4,064)	(3,619)	(3,840)	(4,098)	(4,400)
<i>Ending Unreserved Fund Balance</i>	4,074	1,730	981	1,293	1,072	814	512

Unemployment Insurance (10111)

Amounts in \$1,000s	2019 Actuals	2020 Adopted	2020 Revised	2021 Proposed	2022 Projected	2023 Projected	2024 Projected
Revised Beginning Fund Balance							
Beginning Fund Balance	1,196	996	1,062	580	550	520	807
Technical Adjustments	0	0					
<i>Revised Beginning Fund Balance</i>	1,196	996	1,062	580	550	520	807
Sources of Funds							
Unemployment Compensation Contributions	2,127	2,130	2,130	4,706	2,606	2,467	2,516
Federal Reimbursement			1,850				
<i>Source of Funds Total</i>	2,127	2,130	3,980	4,706	2,606	2,467	2,516
Expenditures							
Claims	(2,232)	(2,100)	(4,414)	(4,706)	(2,606)	(2,150)	(2,204)
Services	(28)	(30)	(48)	(30)	(30)	(30)	(31)
<i>Total Expenditures</i>	(2,261)	(2,130)	(4,462)	(4,736)	(2,636)	(2,180)	(2,235)
<i>Ending Fund Balance</i>	1,062	996	580	550	520	807	1,089
Planning Reserves							
Contingency Reserves	(500)	(500)	(500)	(500)	(500)	(500)	(500)
<i>Total Reserves</i>	(500)	(500)	(500)	(500)	(500)	(500)	(500)
<i>Ending Unreserved Fund Balance</i>	562	496	80	50	20	307	589

Health Care Fund (10112)

Amounts in \$1,000s	2019 Actuals	2020 Adopted	2020 Revised	2021 Proposed	2022 Projected	2023 Projected	2024 Projected
<u>Revised Beginning Fund Balance</u>							
Beginning Fund Balance	76,931	72,130	85,516	92,265	92,265	92,169	90,096
Technical Adjustments	334	0					
<i>Revised Beginning Fund Balance</i>	77,265	72,130	85,516	92,265	92,265	92,169	90,096
<u>Sources of Funds</u>							
Department Contributions (1)	209,160	225,816	222,316	229,467	246,078	262,073	279,108
Employee Contributions	33,668	29,493	29,493	39,456	40,700	41,514	42,344
Miscellaneous	6,910	6,635	6,635	6,747	6,403	6,563	6,727
<i>Source of Funds Total</i>	249,738	261,944	258,444	275,670	293,181	310,150	328,179
<u>Expenditures</u>							
Healthcare Claims (2) (3)	(239,131)	(257,965)	(245,965)	(272,901)	(290,332)	(309,203)	(329,301)
Professional Services	(2,355)	(5,730)	(5,730)	(2,770)	(2,946)	(3,019)	(3,095)
<i>Total Expenditures</i>	(241,487)	(263,695)	(251,695)	(275,670)	(293,277)	(312,222)	(332,396)
<i>Ending Fund Balance</i>	85,516	70,379	92,265	92,265	92,169	90,096	85,879
<u>Planning Reserves</u>							
Health Care Claims Reserve	(85,516)	(70,379)	(92,265)	(92,265)	(92,169)	(90,096)	(85,879)
<i>Total Reserves</i>	(85,516)	(70,379)	(92,265)	(92,265)	(92,169)	(90,096)	(85,879)
<i>Ending Unreserved Fund Balance</i>	0		0	0	0	0	0

Footnotes

(1) 2020 Revised Department Contributions are reduced \$3.5 million to reflect the intention of the Mayor to use City controlled Health Care Fund claims reserve balance to meet these required contributions.

(2) Healthcare claims costs increase at a significantly greater rate than most other costs in our economy. We have assumed 6.5% annual growth for this financial plan in 2023 and 2024. Departmental contributions are assumed to grow at the same rate.

(3) 2020 Revised Healthcare Claims assume an estimated \$12 million decrease. Due to COVID-19 employees are deferring or otherwise not pursuing various procedures or care.

Group Term Life Fund (10113)

Amounts in \$1,000s	2019 Actuals	2020 Adopted	2020 Revised	2021 Proposed	2022 Projected	2023 Projected	2024 Projected
<u>Revised Beginning Fund Balance</u>							
Beginning Fund Balance	960	989	995	1,013	1,013	1,013	979
Technical Adjustments	12	0					
<i>Revised Beginning Fund Balance</i>	972	989	995	1,013	1,013	1,013	979
<u>Sources of Funds</u>							
Interest	27	18	18	18	18	18	18
Employee Contributions - GTL & AD&D	3,482	3,572	3,572	3,572	3,572	3,644	3,717
Employee Contributions - LTD	2,207	2,269	2,269	2,269	2,269	2,314	2,361
Department Contributions - GTL	538	550	550	550	550	561	572
Department Contributions - LTD	236	254	254	254	254	259	265
<i>Source of Funds Total</i>	6,489	6,663	6,663	6,663	6,663	6,797	6,933
<u>Expenditures</u>							
GTL - Group Term Life Ins. & ADD	(4,019)	(4,123)	(4,123)	(4,140)	(4,140)	(4,244)	(4,350)
LTD - long Term Disability	(2,448)	(2,523)	(2,523)	(2,523)	(2,523)	(2,586)	(2,651)
<i>Total Expenditures</i>	(6,466)	(6,646)	(6,646)	(6,663)	(6,663)	(6,830)	(7,001)
<i>Ending Fund Balance</i>	995	1,007	1,013	1,013	1,013	979	911
<u>Planning Reserves</u>							
<i>Total Reserves</i>	0	0	0	0	0	0	0
<i>Ending Unreserved Fund Balance</i>	995	1,007	1,013	1,013	1,013	979	911

Park and Recreation Fund (10200)

	2019	2020	2020	2021	2022	2023	2024
Amounts in \$1,000s	Actuals	Adopted	Revised	Proposed	Projected	Projected	Projected
Revised Beginning Fund Balance							
Beginning Fund Balance	9,572	6,369	23,587	6,265	6,344	5,513	3,752
Technical Adjustments	(292)	0					
<i>Revised Beginning Fund Balance</i>	<i>9,280</i>	<i>6,369</i>	<i>23,587</i>	<i>6,265</i>	<i>6,344</i>	<i>5,513</i>	<i>3,752</i>
Sources of Funds							
Athletic Facility Fees	3,272	4,038	4,038	2,198	4,038	4,038	4,038
Building/Oth Space Rent	0	72	72	72	72	72	72
Concession Proceeds	147	80	80	80	80	80	80
Exhibit Admission Charges	58	569	569	569	569	569	569
General Government-Other Rev	20,304	4,024	4,024	2,524	2,524	2,524	2,524
Lt Space/Facilities Leases	3,215	1,006	1,006	669	1,026	1,047	1,067
Miscellaneous Revs-Other Rev	(2,493)	891	891	857	891	891	891
Other Private Contrib & Dons	204	8,775	8,775	452	452	452	452
Other Rents & Use Charges	1,209	798	798	747	798	798	798
Parking Fees	77	79	79	40	79	79	79
Recoveries	3,424	1,076	1,076	1,076	1,076	1,076	1,076
Recreation Education Fees	3,313	4,288	4,288	1,628	4,288	4,288	4,288
Recreation Activities Fees	12,497	12,644	12,644	12,916	12,644	12,644	12,644
Recreation Admission Fees	2,365	2,449	2,449	725	2,449	2,449	2,449
Recreation Shared Revs Arc	661	1,013	1,013	384	1,013	1,013	1,013
Resource Recovery Rev	53	3,326	3,326	2,990	3,326	3,326	3,326
Sales Of Merchandise	0	27	27	13	27	27	27
St Space Facilities Rentals	5,327	4,957	4,957	1,817	5,056	5,157	5,260
Community Dev Block Grant	611	1,508	1,508	808	808	808	808
Capital Contributions	0	0	0	1,005	0	0	0
COVID-19 Planning Program	0	0	0	6,420	0	0	0
Interest Earned	618	0	0	0	0	0	0
Unrealized Gains/Losses	(334)	0	0	0	0	0	0
Budget Adjustments							
Revenues Associated with Capital Carryforward	0	0	13,699	0	0	0	0
Revenues from Grant Carryforward	0	0	98	0	0	0	0
Revenues from Current Year Supplemental Legislation	0	0	6,047	0	0	0	0
Revenues from Current Year Stand-alone Legislation	0	0	70	0	0	0	0
Revenue Changes due to COVID-19 Pandemic	0	0	(19,200)	0	0	0	0
CDBG Administrative Adjustments	0	0	(660)	0	0	0	0
<i>Source of Funds Total</i>	<i>54,530</i>	<i>51,621</i>	<i>51,676</i>	<i>37,990</i>	<i>41,217</i>	<i>41,338</i>	<i>41,463</i>
Expenditures							
Leadership and Administration	(1,443)	(2,280)	(2,280)	(1,995)	(2,297)	(2,354)	(2,413)
Park and Facilities Maintenance	(5,220)	(6,364)	(6,364)	(2,931)	(4,982)	(5,107)	(5,234)
Departmentwide Programs	(2,341)	(2,359)	(2,359)	(7,801)	(8,303)	(8,510)	(8,723)
Parks & Open Space	(3,300)	(1,974)	(1,974)	0	0	0	0
Recreation Facility Programs	(10,147)	(12,225)	(12,225)	(4,297)	(12,001)	(12,301)	(12,608)
Seattle Conservation Corps	(3,232)	(3,430)	(3,430)	0	0	0	0
Golf Course Programs	(11,662)	(12,300)	(12,300)	(12,381)	(12,381)	(12,690)	(13,008)
Zoo and Aquarium Programs	(6)	(104)	(104)	(104)	(104)	(106)	(109)
Building for the Future	(969)	(10,150)	(10,150)	(900)	(900)	(923)	(946)
Debt and Special Funding	(269)	(168)	(168)	(168)	(168)	(172)	(177)
Fix It First	(1,633)	(1,763)	(1,763)	(913)	(913)	(936)	(959)
COVID-19 Planning Program	0	0	0	(6,420)	0	0	0
Budget Adjustments							
2019 Grant Carryforward	0	0	(67)	0	0	0	0
2019 Capital Carryforward	0	0	(16,342)	0	0	0	0
2019 AWI/SPFML Carryforward	0	0	(1,289)	0	0	0	0
Current Year Supplemental Changes	0	0	(17,973)	0	0	0	0
Current Year Stand-alone Legislation	0	0	(70)	0	0	0	0
Changes due to COVID-19 Pandemic	0	0	19,200	0	0	0	0
CDBG Administrative Adjustments	0	0	660	0	0	0	0
<i>Total Expenditures</i>	<i>(40,223)</i>	<i>(53,117)</i>	<i>(68,998)</i>	<i>(37,911)</i>	<i>(42,048)</i>	<i>(43,099)</i>	<i>(44,177)</i>
<i>Ending Fund Balance</i>	<i>23,587</i>	<i>4,873</i>	<i>6,265</i>	<i>6,344</i>	<i>5,513</i>	<i>3,752</i>	<i>1,038</i>
Financial Reserves							
Restricted Fund Balance (Capital Carryforward)	(16,342)	0	0	0	0	0	0
Golf Reserve	(1,000)	(1,000)	(1,000)	(1,000)	(1,000)	0	0
Athletic Field Operating Reserve	(500)	(500)	(500)	(500)	(500)	(500)	(500)
SPU Reservoir Use Fees	(600)	(600)	(600)	(600)	(600)	(600)	(600)
Cash Flow Reserve	(2,518)	(2,023)	(2,023)	(2,500)	(2,500)	(2,500)	(2,500)
Encampment Cleanup Reserve		(500)	(500)	0	0	0	0
Tree Remediation Funding Reserve	(350)	(250)	(250)	(150)	(50)	0	0
<i>Total Reserves</i>	<i>(21,310)</i>	<i>(4,873)</i>	<i>(4,873)</i>	<i>(4,750)</i>	<i>(4,650)</i>	<i>(3,600)</i>	<i>(3,600)</i>
<i>Ending Unreserved Fund Balance</i>	<i>2,277</i>	<i>()</i>	<i>1,392</i>	<i>1,594</i>	<i>863</i>	<i>152</i>	<i>(2,562)</i>

Footnotes for 2021 Proposed Budget

The 2021 Proposed Budget transfers \$6,420,480 of Park Fund revenues and expenditures into a technical COVID-19 Planning Program; this results in an artificial inflation of SPR's total revenues and expenditures in this financial plan. This technical transfer has been called out in a separate row, allowing the source of funds and BSLs to correctly reflect anticipated revenue losses due to the COVID-19 pandemic and corresponding reductions/underspend in 2021.

The 2021 Proposed Budget renames the Cost Center M&R BSL to Park and Facilities Maintenance, eliminates the Park & Open Space BSL, and moves the Seattle Conservation Corps BSL into Departmentwide Programs.

¹SPR received \$2,040,000 GF backed by the Coronavirus Relief Fund (CRF) to help fund increased expenses associated with the Social Distance Ambassador program; these funds will offset Park Fund expenditures. This excess appropriation will lapse at year-end.

The outyears of the financial plan do not make any assumptions regarding increases to SPR's fees and charges. Once the City emerges from the Covid-19 pandemic, SPR will assess its fees & charges to consider inflationary and/or other changes.

Move Seattle Levy (10398)

Amounts in \$1,000s	2019 Actuals	2020 Adopted	2020 Revised	2021 Proposed	2022 Projected	2023 Projected	2024 Projected
Revised Beginning Fund Balance							
Beginning Fund Balance	77,273	68,734	69,631	7,931	1,020	944	970
Technical Adjustments	1,499	-	-	-	-	-	-
Revised Beginning Fund Balance	78,772	68,734	69,631	7,931	1,020	944	970
Sources of Funds							
10398 - Move Seattle Levy Revenue	103,341	104,787	100,297	103,234	106,142	108,359	110,621
Source of Funds Total	103,341	104,787	100,297	103,234	106,142	108,359	110,621
Expenditures							
Safe Routes							
01. Safety Corridors	(4,553)	(3,550)	(4,149)	(2,029)	(2,532)	(1,695)	(1,980)
02. Safe Routes to School	(509)	(800)	(1,106)	-	-	(800)	(800)
03. Markings	(512)	(480)	(1,301)	(1,299)	(1,297)	(492)	(501)
04. Transportation Operations	(3,903)	(3,956)	(6,636)	(8,345)	(8,187)	(4,644)	(4,804)
05. Bicycle Safety	(9,346)	(16,216)	(13,153)	(6,205)	(5,577)	(2,340)	(1,966)
06. Sidewalk Safety Repair	(2,026)	(1,665)	(780)	(3,064)	(3,851)	(1,121)	(199)
07. Curb Ramps & Crossings	(2,835)	(3,350)	(3,407)	(5,072)	(9,169)	(9,195)	(8,563)
08. Neighborhood Street Fund	(2,733)	(763)	(2,360)	(5,081)	(1,011)	(2,334)	(5,916)
09. Arterial Roadway Maintenance	(34,916)	(38,051)	(31,984)	(2,743)	(13,130)	(20,946)	(37,779)
Maintenance & Repair							
10. Paving Spot Improvements	(3,461)	(2,900)	(2,097)	(4,674)	(2,680)	(3,650)	(3,734)
11. Bridge Repair Backlog	(2,678)	(2,778)	(5,252)	(5,189)	(5,188)	(2,855)	(3,912)
12. Bridge Seismic Improvements	(6,197)	(14,189)	(21,584)	(6,480)	(5,205)	(14,204)	(10,966)
13. Bridge Replacement, Fairview	(2,280)	(6,809)	(12,106)	(3,008)	(275)	(30)	(63)
14. Bridge Replacement, Planning & Design	(2,212)	(3,716)	(6,651)	-	0	-	(2,923)
15. Stairway Maintenance	(447)	(530)	(393)	(541)	(551)	(561)	-
16. Tree Planting & Trimming	(2,269)	(2,252)	(3,702)	(5,961)	(5,957)	(2,314)	(2,360)
17. Drainage Partnership, SPU South Park	(520)	(7,300)	(2,279)	(7,137)	-	-	-
Congestion Relief							
Multimodal Improvements (total)	(13,226)	(12,051)	(12,839)	(8,007)	(12,746)	(9,183)	(5,104)
18a. BRT Concept Design	(232)	(219)	(400)	(239)	-	-	-
18b. Roosevelt Multimodal Corridor	(881)	(2,288)	(2,786)	(165)	(134)	-	-
18c. 23rd Avenue Corridor Impr	(4,860)	(1,560)	(738)	-	(0)	-	-
18d. Delridge Multimodal Impr	(1,496)	(3,834)	(3,098)	(1,297)	(2,569)	-	-
18e. Burke-Gilman Trail Ext	(2,266)	(2,000)	(3,375)	(250)	(2,029)	-	-
18f. Fauntleroy Way SW Grn Blvd	(112)	-	(96)	-	-	-	-
18g. Madison Street BRT	(1,742)	-	70	(2,300)	(2,500)	-	(4,918)
18h. Rainier/Jackson MultiMod Cor	(774)	(932)	(799)	(2,088)	(1,886)	-	-
18i. Market / 45th Multimodal Corri	(466)	(721)	(831)	(535)	(984)	(5,508)	(106)
18j. Route 40 Northgate to Downtown	(389)	(495)	(755)	(833)	(1,999)	(3,675)	(80)
18k. Route 48 South Electrification	(8)	-	(32)	-	-	-	-
18l. Route 48 Transit-Plus Multimodal Corridor	-	-	-	(300)	(645)	-	-
19. Traffic Signal Timing Improvements	(1,116)	(1,525)	(4,845)	(7,008)	(6,983)	(2,243)	(3,292)
20. Intelligent Transportation System Improvements	(1,674)	(2,526)	(2,019)	(2,700)	(1,006)	(1,378)	(1,323)
21. Transit Spot Improvements	(1,810)	(2,003)	(2,061)	(1,486)	(3,489)	(5,214)	(4,409)
22. Light Rail Connections, Graham St	-	-	(5)	-	-	-	-
23. Northgate Bridge	(398)	(2,913)	(8,046)	(0)	(999)	-	-
24. Light Rail Connections, Accessible Mt Baker	(714)	-	(1,009)	-	-	-	-
25. New Sidewalks	(7,666)	(7,651)	(7,389)	(7,488)	(5,079)	(8,693)	(1,761)
26. SPU Broadview	(103)	-	(1,364)	(5,216)	(250)	-	-
27. Bike Parking & Bike Spot Improvements	(1,309)	(1,237)	(727)	(1,067)	(1,112)	(1,367)	(1,451)
28. Partnership Improvements, Lander Overpass	(1,141)	-	(1,286)	(4,792)	-	-	-
29. Heavy Haul Network, East Marginal Way	(250)	-	(562)	(3,671)	(1,003)	-	-
30. Freight Spot Improvements	(1,676)	(1,544)	(907)	(1,713)	(1,636)	(1,930)	(1,514)
Miscellaneous Costs							
Debt Service - Principal	-	-	-	-	(7,150)	(11,100)	(4,410)
Debt Service - Interest	-	-	-	(170)	(155)	(44)	-
Total Expenditures	(112,482)	(140,756)	(161,998)	(110,145)	(106,218)	(108,333)	(109,729)
Ending Fund Balance	69,631	32,764	7,931	1,020	944	970	1,861

Library Fund (10410)

Amounts in \$1,000s	2019 Actuals	2020 Adopted	2020 Revised	2021 Proposed	2022 Projected	2023 Projected	2024 Projected
Revised Beginning Fund Balance							
Beginning Fund Balance	5,897	3,993	4,219	1,632	1,366	1,312	976
Technical Adjustments	(9)	0					
<i>Revised Beginning Fund Balance</i>	5,888	3,993	4,219	1,632	1,366	1,312	976
Sources of Funds							
General Subfund Support	54,966	58,884	55,708	54,302	55,388	56,495	57,625
Cable Franchise Fees	642	0	0	0	0	0	0
Quarterly Supplemental	243	0	0	0	0	0	0
2012 Library Levy - Operating Support	4,973	0	0	0	0	0	0
Fines & Fees	1,146	187	94	140	187	191	195
Parking - Central Library	317	300	150	225	300	306	312
Copy & Print Services	191	180	90	135	180	184	187
Space Rental	226	187	47	94	150	153	156
Interdepartmental Support	30	26	26	26	27	27	28
Miscellaneous Revenue	20	12	2	3	10	10	10
Grants	34	0	0	0	0	0	0
Budget Adjustments							
Annual Wage Increase Retro			1,508	0	0	0	0
<i>Source of Funds Total</i>	62,787	59,776	57,624	54,925	56,241	57,366	58,513
Expenditures							
Chief Librarian's Office	(492)	(507)	(507)	(484)	(493)	(506)	(518)
Institutional & Strategic Advancement	(915)	(992)	(992)	(897)	(915)	(937)	(961)
Human Resources	(2,025)	(2,322)	(2,151)	(2,096)	(2,138)	(2,191)	(2,246)
Capital Improvements	(2,855)						
Administrative Services	(8,550)	(9,492)	(9,337)	(9,313)	(9,499)	(9,737)	(9,980)
Library Programs & Services	(49,618)	(46,455)	(43,605)	(42,402)	(43,250)	(44,331)	(45,440)
Budget Adjustments							
2019 Encumbrance CFD's			(359)	0	0	0	0
2019 Grant/Svc Contract/Capital CFD's			(1,752)	0	0	0	0
Annual Wage Increase Retro			(1,508)	0	0	0	0
<i>Total Expenditures</i>	(64,456)	(59,768)	(60,211)	(55,191)	(56,295)	(57,702)	(59,145)
<i>Ending Fund Balance</i>	4,219	4,001	1,632	1,366	1,312	976	345
Financial Reserves							
2019 Encumbrance CFD's	(359)						
2019 Grant/Svc Contract/Capital Expenditure CFD's	(1,752)						
<i>Total Reserves</i>	(2,111)	0	0	0	0	0	0
<i>Ending Unreserved Fund Balance</i>	2,108	4,001	1,632	1,366	1,312	976	345

Seattle Streetcar Operations Fund (10800)

	2019	2020	2020	2021	2022	2023	2024
Amounts in \$1,000s	Actuals	Adopted	Revised	Proposed	Projected	Projected	Projected
<u>Revised Beginning Fund Balance</u>							
Beginning Fund Balance	(3,195)	(2,507)	(2,795)	1,476	2,189	2,336	2,502
Technical Adjustments	1	0	0	0	0	0	0
<i>Revised Beginning Fund Balance</i>	(3,194)	(2,507)	(2,795)	1,476	2,189	2,336	2,502
<u>Sources of Funds</u>							
FHSC Orca Revenue	979	860	483	588	784	980	980
Farebox - First Hill	0	65	11	40	53	66	66
FTA Funds - First Hill	0	100	100	700	700	290	290
Sponsorship - First Hill	0	0	0	12	16	20	20
Sound Transit - First Hill	5,000	5,000	5,000	5,000	5,000	5,000	0
Revenue Previously Recognized as Unearned	352	0	0	0	0	0	0
KCM Contribution	1,550	1,550	1,550	1,550	1,550	1,550	1,550
SLU Orca Revenue	806	626	242	484	645	806	806
Farebox - South Lake Union	137	104	17	60	80	100	100
FTA Funds - South Lake Union	98	172	300	300	300	140	140
Sponsorship - South Lake Union	212	200	24	120	160	200	200
Donations and Service Contributions - SLU	237	245	245	254	263	272	272
Fairview Lease	89	0	38	0	0	0	0
King County Reconciliation 2019	0	0	200	0	0	0	0
<u>Other</u>							
CPT Ongoing Transfers	2,500	1,350	1,350	5,296	5,266	6,526	12,219
CPT One-Time Transfers	3,112	4,200	4,200	0	0	0	0
Street Use Transfers	3,500	0	0	0	0	0	0
Property Proceeds for SLU Operating Loan	0	3,602	3,600	0	0	0	0
Technical Adjustment - Interest & Investment	(2)	0	0	0	0	0	0
<u>Budget Adjustments</u>							
Revenues from Ordinance 126125	0	0	688	0	0	0	0
<i>Source of Funds Total</i>	18,569	18,075	18,049	14,403	14,817	15,950	16,643
<u>Expenditures</u>							
SLU Annual O&M Costs (SDOT)	(377)	(603)	(603)	(621)	(640)	(659)	(679)
SLU Annual O&M Costs (KCM)	(3,641)	(3,754)	(3,754)	(3,603)	(3,898)	(4,303)	(4,518)
2017 KCM Reconciliation (SLU)	(317)	0	0	0	0	0	0
2018 KCM Reconciliation (SLU)	(687)	0	0	0	0	0	0
<i>Total SLU Expenditures</i>	(5,022)	(4,357)	(4,357)	(4,224)	(4,538)	(4,962)	(5,197)
FHSC Annual O&M Costs (SDOT)	(1,000)	(1,298)	(1,298)	(1,337)	(1,377)	(1,418)	(1,461)
FHSC Annual O&M Costs (KCM)	(7,873)	(8,123)	(8,123)	(8,129)	(8,755)	(9,403)	(9,873)
2017 KCM Reconciliation (FHSC)	(1,528)	0	0	0	0	0	0
2018 KCM Reconciliation (FHSC)	(2,746)	0	0	0	0	0	0
<i>Total First Hill Expenditures</i>	(13,147)	(9,421)	(9,421)	(9,466)	(10,133)	(10,821)	(11,334)
<i>Total Expenditures</i>	(18,170)	(13,778)	(13,778)	(13,691)	(14,671)	(15,783)	(16,531)
<i>Ending Fund Balance</i>	(2,795)	1,790	1,476	2,189	2,336	2,502	2,615
<u>Planning Reserves</u>							
SLU Operating Loan	3,650	0	0	0	0	0	0
Reserve against Fund Balance	(1,143)	(1,790)	(1,390)	(2,100)	(2,200)	(2,400)	(2,500)
<i>Total Reserves</i>	2,507	(1,790)	(1,390)	(2,100)	(2,200)	(2,400)	(2,500)
<i>Ending Unreserved Fund Balance</i>	(287)	0	86	89	136	102	115

Expenses and Revenues are projected based on current estimates of King County Costs, fare revenue projections, and agreements with outside entities.

Seattle Center Fund (11410)

	2019	2020	2020	2021	2022	2023	2024
Amounts in \$1,000s	Actuals	Adopted	Revised	Proposed	Projected	Projected	Projected
<u>Revised Beginning Fund Balance</u>							
Beginning Fund Balance ¹	3,164	0	(197)	(1,423)			
Technical Adjustments	(243)	0					
<i>Revised Beginning Fund Balance</i>	2,921	0	(197)	(1,423)			
<u>Sources of Funds</u>							
Parking	5,563	5,839	1,770	1,770	6,599	6,764	6,933
Leases	4,047	3,557	1,309	1,309	3,811	3,906	4,004
Armory	1,259	1,318	194	194	1,675	1,728	1,783
Rent/Catering Festivals	1,892	1,738	255	255	1,873	2,020	2,170
Reimbursables	813	661	252	252	802	823	843
Sponsorship	562	680	400	400	1,155	1,184	1,213
Monorail	750	95	8	8	898	1,011	1,203
Arena Lease	0	0	0	387	1,018	1,051	1,084
FTA Grant Money	0	1,255	1,255	1,255	1,255	1,255	1,255
Miscellaneous	1,145	960	871	859	753	771	791
ORCA/NODOMAP	0	0	1,500	0	0	0	0
Interfund Loan	0	4,223	4,900	11,769	0	0	0
<u>Budget Adjustments</u>							
Associated Revenues from 2019 CFD's			3,144				
<i>Source of Funds Total</i>	16,031	20,326	15,858	18,458	19,839	20,512	21,279
<u>Expenditures²</u>							
Campus	(13,497)	(14,727)	(7,292)	(12,201)	(14,786)	(14,869)	(15,241)
Leadership and Administration	(5,443)	(4,136)	(3,686)	(3,422)	(3,553)	(3,642)	(3,733)
McCaw Hall	0	(2)	(2)	(2)	(2)	(2)	(2)
Building and Campus Improvements	(194)	(205)	(205)	(155)	0	0	0
Monorail Rehabilitation	(16)	(1,255)	(4,399)	(1,255)	(1,255)	(1,255)	(1,255)
ORCA/NODOMAP	0	0	(1,500)	0	0	0	0
Loan Repayment	0	0	0	0	(243)	(743)	(1,047)
<u>Budget Adjustments</u>							
2019 Legislated CFD's							
2020 Supplemental Changes							
<i>Total Expenditures</i>	(19,149)	(20,326)	(17,084)	(17,035)	(19,839)	(20,512)	(21,279)
<i>Ending Fund Balance</i>	(197)	0	(1,423)				(1)
<u>Department Managed Reserves</u>							
Long Term Receivables ³	0	(893)	(569)	(439)	(439)	(439)	(439)
<i>Total Reserves</i>	0	(893)	(569)	(439)	(439)	(439)	(439)
<i>Ending Unreserved Fund Balance</i>	(197)	(893)	(1,991)	(438)	(438)	(439)	(439)

Footnotes:

¹ In 2019, KeyArena Fund (11420) was merged into Seattle Center Fund (11410). The 2019 beginning fund balance reflects the two funds' combined balance.

² Seattle Center took a conservative approach to outyear expense projections (2.5% instead of 2%) to ensure that repaying the interfund loan would be possible.

Seattle Center McCaw Hall Fund (11430)

Amounts in \$1,000s	2019 Actuals	2020 Adopted	2020 Revised	2021 Proposed	2022 Projected	2023 Projected	2024 Projected
<u>Revised Beginning Fund Balance</u>							
Beginning Fund Balance	2,863	2,795	2,644	844	()	288	593
Technical Adjustments	15	0					
<i>Revised Beginning Fund Balance</i>	2,878	2,795	2,644	844	()	288	593
<u>Sources of Funds</u>							
Rent/Catering	2,553	2,590	746	1,312	2,483	2,532	2,583
Reimbursables	1,961	2,277	304	808	2,401	2,449	2,498
Sponsorship	22	30	0	0	0	10	10
Other	291	420	19	0	462	471	480
<i>Source of Funds Total</i>	4,828	5,316	1,070	2,120	5,345	5,462	5,571
<u>Expenditures</u>							
McCaw Hall	(5,002)	(4,914)	(2,809)	(2,903)	(4,997)	(5,097)	(5,199)
Debt	(61)	(61)	(61)	(61)	(61)	(60)	0
<u>Budget Adjustments</u>							
2019 Legislated CFD's							
2020 Supplemental Changes							
<i>Total Expenditures</i>	(5,062)	(4,975)	(2,870)	(2,964)	(5,057)	(5,157)	(5,199)
<i>Ending Fund Balance</i>	2,644	3,137	844	()	288	593	966
<u>Planning Reserves</u>							
McCaw Hall Operating Reserve Funds	0	(3,137)	(844)		(288)	(593)	(966)
<i>Total Reserves</i>	0	(3,137)	(844)		(288)	(593)	(966)
<i>Ending Unreserved Fund Balance</i>	2,644	0	0	0	0	0	0

Municipal Arts Fund (12010)

Amounts in \$1,000s	2019 Actuals	2020 Adopted	2020 Revised	2021 Proposed	2022 Projected	2023 Projected	2024 Projected
<u>Revised Beginning Fund Balance</u>							
Beginning Fund Balance	10,513	10,011	11,502	10,603	10,290	10,450	10,016
Technical Adjustments	69	0					
<i>Revised Beginning Fund Balance</i>	10,582	10,011	11,502	10,603	10,290	10,450	10,016
<u>Sources of Funds</u>							
1% for Art	3,425	4,890	2,882	3,169	3,655	2,655	2,655
Collection Management Fees	276	267	267	267	272	277	283
Interest Earnings	255	106	106	110	112	114	117
Misc Income	10	25	25	20	20	21	21
<u>Budget Adjustments</u>							
Revenues from 2020 legislated ordinances			749	0	0	0	0
<i>Source of Funds Total</i>	3,966	5,288	4,028	3,566	4,060	3,068	3,076
<u>Expenditures</u>							
Public Art (BO-AR-2VMAO)	(2,154)	(2,606)	(2,606)	(2,912)	(2,912)	(2,496)	(2,546)
Leadership and Administration (BO-AR-VA150)	(892)	(939)	(932)	(967)	(987)	(1,007)	(1,027)
<u>Budget Adjustments</u>							
2019 Encumbrance CFD's			(532)				
2020 Legislated CFD's			(43)				
2020 Legislated Changes			(815)				
<i>Total Expenditures</i>	(3,046)	(3,544)	(4,927)	(3,879)	(3,899)	(3,503)	(3,573)
<i>Ending Fund Balance</i>	11,502	11,754	10,603	10,290	10,450	10,016	9,519
<u>Planning Reserves</u>							
Planning Reserve	0	(45)	0	0	0	0	0
<i>Total Reserves</i>	0	(45)	0	0	0	0	0
<i>Ending Unreserved Fund Balance</i>	11,502	11,709	10,603	10,290	10,450	10,016	9,519

Wheelchair Accessible Fund (12100)

Amounts in \$1,000s	2019 Actuals	2020 Adopted	2020 Revised	2021 Proposed	2022 Projected	2023 Projected	2024 Projected
<u>Revised Beginning Fund Balance</u>							
Beginning Fund Balance	5,129	6,187	7,352	7,361	7,276	7,882	8,491
Technical Adjustments	30	0					
<i>Revised Beginning Fund Balance</i>	5,159	6,187	7,352	7,361	7,276	7,882	8,491
<u>Sources of Funds</u>							
Fees	2,919	2,616	828	1,015	2,191	2,235	2,280
Investment Earnings	139	0	0	0	0	0	0
<i>Source of Funds Total</i>	3,059	2,616	828	1,015	2,191	2,235	2,280
<u>Expenditures</u>							
Wheelchair Accessible Services Program	(866)	(1,627)	(817)	(1,100)	(1,586)	(1,625)	(1,666)
<u>Budget Adjustments</u>							
<i>Annual Wage Increase</i>			(3)	0	0	0	0
2020 Supplemental Changes			1	0	0	0	0
<i>Total Expenditures</i>	(866)	(1,627)	(819)	(1,100)	(1,586)	(1,625)	(1,666)
<i>Ending Fund Balance</i>	7,352	7,176	7,361	7,276	7,882	8,491	9,105
<i>Ending Unreserved Fund Balance</i>	7,352	7,176	7,361	7,276	7,882	8,491	9,105

Short-Term Rental Tax Fund (12200)

Amounts in \$1,000s	2019 Actuals	2020 Adopted	2020 Revised	2021 Proposed	2022 Projected	2023 Projected	2024 Projected
<u>Revised Beginning Fund Balance</u>							
Beginning Fund Balance	0	0	0	3	182	124	47
Technical Adjustments	0	0	0	0	0	0	0
<i>Revised Beginning Fund Balance</i>	0	0	0	3	182	124	47
<u>Sources of Funds</u>							
Short-Term Rental Tax Revenues	0	10,500	2,324	7,350	9,450	9,828	10,073
<u>Budget Adjustments</u>							
2019 Revenues Received in 2020	0	0	4,612	0	0	0	0
Transfer from General Fund in 2QS			1,631	0	0	0	0
Revenues from Current Year legislated ordinances	0	0	0	0	0	0	0
<i>Source of Funds Total</i>	0	10,500	8,568	7,350	9,450	9,828	10,073
<u>Expenditures</u>							
OPCD - Equitable Development Initiative	0	(5,000)	(5,000)	(1,860)	(5,000)	(5,000)	(5,000)
Human Services Department	0	(3,300)	0	(3,300)	(2,500)	(2,900)	(3,100)
Finance General (Debt Service)	0	(2,006)	(2,006)	(2,011)	(2,009)	(2,005)	(2,010)
<u>Budget Adjustments</u>							
OPCD-EDI-2019 Carry Forward/Supplemental		0	(3,458)	0	0	0	0
OPCD -EDI -COVID-19 Reductions		0	1,900	0	0	0	0
<i>Total Expenditures</i>	0	(10,307)	(8,565)	(7,171)	(9,509)	(9,905)	(10,110)
<i>Ending Fund Balance</i>	0	193	3	182	124	47	9
<u>Planning Reserves</u>							
OPCD Administration	0	(193)	0	0	0	0	0
<i>Total Reserves</i>	0	(193)	0	0	0	0	0
<i>Ending Unreserved Fund Balance</i>	0	0	3	182	124	47	9

Notes:

Expenditures for OPCD and HSD are aligned with Ordinance 125872, which does not adjust for inflation.

Expenditures for debt service are aligned with current debt service payment schedule.

EDI expenditures were supported by an additional \$1.9 million of General Fund in 2020 and an additional \$3.14 million of General Fund in 2021.

Election Vouchers Fund 12300

Amounts in \$1,000s	2019 Actuals	2020 Adopted	2020 Revised	2021 Proposed	2022 Projected	2023 Projected	2024 Projected
<u>Revised Beginning Fund Balance</u>							
Beginning Fund Balance	5,485	3,013	4,778	7,016	1,598	3,842	1,360
Technical Adjustments	70	0					
<i>Revised Beginning Fund Balance</i>	5,555	3,013	4,778	7,016	1,598	3,842	1,360
<u>Sources of Funds</u>							
Democracy Voucher Program Levy	2,977	3,000	3,000	3,000	3,000	3,000	3,000
Investment Earnings	117						
<i>Source of Funds Total</i>	3,094	3,000	3,000	3,000	3,000	3,000	3,000
<u>Expenditures</u>							
Staffing, Administration, and Outreach	(781)	(526)	(495)	(958)	(541)	(820)	(570)
Voucher Printing, Mailing, and Processing	(590)	(170)	(170)	(660)	(215)	(463)	(231)
Candidate Voucher Expenditures	(2,454)	0	0	(6,800)	0	(4,200)	0
Technology	(46)	(46)	(46)	0	0	0	0
<u>Budget Adjustments</u>							
2019 Encumbrance CFD's			(50)				
<i>Total Expenditures</i>	(3,871)	(742)	(761)	(8,418)	(756)	(5,482)	(801)
<i>Ending Fund Balance</i>	4,778	5,271	7,016	1,598	3,842	1,360	3,559
<u>Financial Reserves</u>							
2019 Encumbrance carryforward	(50)						
<i>Total Reserves</i>	(50)						
<i>Ending Unreserved Fund Balance</i>	4,727	5,271	7,016	1,598	3,842	1,360	3,559

Arts and Culture Fund (12400)

Amounts in \$1,000s	2019 Actuals	2020 Adopted	2020 Revised	2021 Proposed	2022 Projected	2023 Projected	2024 Projected
Revised Beginning Fund Balance							
Beginning Fund Balance	4,773	2,169	5,574	2,443	3,465	2,613	2,239
Technical Adjustments	64						
<i>Revised Beginning Fund Balance</i>	4,837	2,169	5,574	2,443	3,465	2,613	2,239
Sources of Funds							
Admission Tax	11,550	11,616	11,616	11,384	9,186	9,681	10,184
Langston Hughes Operations	80	72		12	72	72	72
Operating Transfers In (GF)	75	100	100	0	0	0	0
Other Interest (reimbursements)	151	50	70	50	50	50	50
Art in Parks	223	235	50	0	0	0	0
NHL Annual Art Investment	0	0	0	175	175	175	175
Grant Balances	40	0	0	0	0	0	0
Miscellaneous	6	0	0	0	0	0	0
<i>Source of Funds Total</i>	12,124	12,073	11,837	11,621	9,483	9,978	10,481
Expenditures							
Public Art (BO-AR-2VMAO)	(168)	(197)	(197)				
Leadership and Administration (BO-AR-VA150)	(3,126)	(3,293)	(3,276)	(3,119)	(3,171)	(3,234)	(3,299)
Arts and Cultural Programs (BO-AR-VA160)	(7,151)	(7,183)	(6,998)	(6,608)	(6,759)	(6,894)	(7,032)
Cultural Space (BO-AR-VA170)	(941)	(1,429)	(1,429)	(809)	(809)	(825)	(841)
Business Services (BO-ED-X1D00)		(116)	(116)	(63)	(96)	(98)	(100)
Budget Adjustments							
2019 Encumbrance CFD's			(2,988)				
2019 Legislated CFD's			(223)				
2020 Legislation			259				
Savings To Be Determined					500	700	700
<i>Total Expenditures</i>	(11,386)	(12,218)	(14,968)	(10,599)	(10,335)	(10,352)	(10,573)
<i>Ending Fund Balance</i>	5,574	2,025	2,443	3,465	2,613	2,239	2,148
Planning Reserves							
Planning Reserve		(49)					
Operating Reserve ¹	(446)	(457)	(457)	(871)	(1,286)	(1,700)	(2,115)
Key Arena Reserve ²	(900)	(1,000)	(1,000)	(1,000)	0	0	0
<i>Total Reserves</i>	(1,346)	(1,457)	(1,457)	(1,871)	(1,286)	(1,700)	(2,115)
<i>Ending Unreserved Fund Balance</i>	4,228	568	986	1,594	1,327	539	33

Footnotes

¹ Four-year transition over the years 2021-2024 to 20 percent of operating budget reserve

Transportation Fund (13000)

Amounts in \$1,000s	2019 Actuals	2020 Adopted	2020 Revised	2021 Projected	2022 Projected	2023 Projected	2024 Projected
Revised Beginning Fund Balance							
Beginning Fund Balance	33,843	60,049	2,377	4,528	24,538	25,086	19,126
Accounting Adjustments	(26)	0	(103)	0	0	0	0
<i>Revised Beginning Fund Balance</i>	<i>33,817</i>	<i>60,049</i>	<i>2,274</i>	<i>4,528</i>	<i>24,538</i>	<i>25,086</i>	<i>19,126</i>
Sources of Funds							
Commercial Parking Tax	49,232	45,596	24,394	38,756	42,404	43,214	44,485
Licensing and Permits	6,867	7,568	7,568	5,917	5,922	5,928	5,932
Federal Grants	4,762	36,443	36,443	62,006	8,696	39,949	30,751
State Grants	8,274	20,790	20,790	5,829	6,475	14,869	4,100
Multimodal Transportation	1,011	1,016	1,016	1,016	1,016	1,016	1,016
Motor Vehicle Fuel Tax	15,363	15,880	9,572	14,150	14,428	14,621	14,732
Local Grants, Entitlements and Other	0	0	3,300	0	0	0	0
Countywide Tax Levy	950	889	889	1,871	1,939	2,005	2,070
Other Private Contributions	7	1,259	1,259	650	50	0	0
Scanning Systems License	(1,003)	0	0	0	0	0	0
Administrative Fees & Charges	3,439	3,788	3,788	726	727	741	756
Architect/Engineering Service Charges	0	1,265	1,265	0	0	0	0
Street Maintenance & Repair	(1,674)	1,425	1,425	1,474	1,475	1,504	1,535
Mitigation Payments	0	0	0	235	0	0	0
Street Occupation Revenue	114	466	6,351	1,207	1,230	1,253	1,277
Street Use Revenue	26,301	23,963	15,487	23,966	23,995	24,022	24,042
Annual Fees Revenue	1,008	1,156	1,156	1,159	1,160	1,161	1,162
Plan Review & Inspection	13,889	12,139	12,139	12,133	12,148	12,161	12,172
Transportation - Other Revenue	43,337	143,459	347,604	129,618	99,340	91,654	62,605
Long-Term Intergovtl Loan Proc	0	3,242	3,242	560	(1)	0	0
Sales Of Land & Buildings	6,199	54,715	54,715	1,700	335	0	0
Misc and Minor Revenues	0	292	292	0	0	0	0
Other Misc Revenues	11,636	0	0	0	0	0	0
Interfund Loan from Housing Incentive Fund	0	0	0	25,000	0	0	0
<i>Source of Funds Total</i>	<i>189,713</i>	<i>375,351</i>	<i>552,694</i>	<i>327,973</i>	<i>221,341</i>	<i>254,100</i>	<i>206,634</i>
Expenditures							
Capital							
BC-TR-16000 - Central Waterfront	(6,987)	(71,161)	(107,909)	(41,990)	(6,294)	(6,240)	(500)
BC-TR-19001 - Major Maintenance/Replacement	(17,160)	(18,744)	(46,486)	(7,098)	(2,083)	(2,339)	(1,348)
BC-TR-19002 - Major Projects	(1,894)	(109)	(9,675)	(806)	(1,951)	(1,984)	(1,984)
BC-TR-19003 - Mobility-Capital	(54,740)	(121,927)	(229,359)	(110,004)	(59,620)	(99,408)	(45,060)
O&M							
BO-TR-16000 - Waterfront and Civic Projects	(14,268)	(41,500)	(41,500)	(30,612)	(30,612)	(31,225)	(31,849)
BO-TR-17001 - Bridges & Structures	(4,831)	(7,214)	(7,516)	(6,605)	(6,601)	(6,733)	(4,867)
BO-TR-17003 - Mobility Operations	(26,440)	(18,008)	(25,474)	(11,460)	(11,011)	(11,231)	(11,456)
BO-TR-17004 - ROW Management	(31,749)	(40,114)	(39,324)	(42,995)	(41,074)	(41,896)	(42,733)
BO-TR-17005 - Maintenance Operations	(29,683)	(22,296)	(21,406)	(16,269)	(14,219)	(14,503)	(14,793)
BO-TR-18001 - Leadership and Administration	(2,316)	(1,583)	652	0	0	0	0
BO-TR-18002 - General Expense	(31,084)	(48,443)	(48,443)	(40,126)	(38,567)	(35,741)	(41,127)
Misc							
Accounting Adjustments	0	0	0	0	0	0	0
Estimated CFWD/Underspend	0	0	20,000	0	0	0	0
Reimbursable Adjustments (King County Metro)	0	0	6,000	0	0	0	0
Interfund Loan Repayment	0	0	0	0	(8,510)	(8,595)	(8,548)
Interfund Loan Interest Expense	0	0	0	0	(250)	(165)	(79)
<i>Total Expenditures</i>	<i>(221,153)</i>	<i>(391,098)</i>	<i>(550,440)</i>	<i>(307,964)</i>	<i>(220,792)</i>	<i>(260,059)</i>	<i>(204,345)</i>
<i>Estimated Ending Fund Balance</i>	<i>2,377</i>	<i>44,302</i>	<i>4,528</i>	<i>24,538</i>	<i>25,086</i>	<i>19,126</i>	<i>21,416</i>
Reserves							
2019 All Loaded CFD's	(187,918)						
Estimated CFWD/Underspend				(20,000)	(20,000)	(20,000)	(20,000)
CPT Debt Service Future Needs - Office of Waterfront							
2021 Alaskan Way Main Fund All Needs Tax Exempt (11.96m)	0	0	0	0	0	(633)	(633)
2021 Overlook Walk Taxable (4.27m)	0	0	0	0	0	(353)	(353)
2022 Marion Street Bridge - first years in CPT 2.5%	0	0	0	0	0	(139)	(139)
2022 Alaskan Way Main Fund Tax Exempt (3.815m)	0	0	0	0	0	(576)	(576)
2022 Overlook Walk Taxable (4.63m)	0	0	0	0	0	(383)	(383)
2022 Marion Street Bridge - first years in CPT 2.5%	0	0	0	0	0	(238)	(238)
2024 Alaskan Way Main Fund Tax Exempt (3.2m)	0	0	0	0	0	(129)	(293)
2024 Overlook Walk (3.25m)	0	0	0	0	0	(126)	(269)
CPT Debt Service Future Needs - Center City Connector							
2022 Center City Connector - \$20M	0	0	0	0	0	(773)	(1,653)
2023 Center City Connector - \$25M	0	0	0	0	0	0	(966)
Other Reserves							
CPT: Revenue Stabilization Reserve	(4,674)	(5,480)	0	0	0	0	0
CPT: 2024 Waterfront Reserve - \$5M- (20 year)	0	0	0	0	0	0	(174)
Street Use: Revenue Stabilization Reserve	0	(10,334)	0	0	0	0	0
<i>Total Reserves</i>	<i>(192,592)</i>	<i>(15,813)</i>	<i>0</i>	<i>(20,000)</i>	<i>(20,000)</i>	<i>(23,348)</i>	<i>(25,676)</i>
<i>Ending Unreserved Fund Balance</i>	<i>(190,215)</i>	<i>28,489</i>	<i>4,528</i>	<i>4,538</i>	<i>5,086</i>	<i>(4,222)</i>	<i>(4,260)</i>

Human Services Fund(16200)

Amounts in \$1,000s	2019 Actuals	2020 Adopted	2020 Revised	2021 Proposed	2022 Projected	2023 Projected	2024 Projected
Revised Beginning Fund Balance							
Beginning Fund Balance	17,661	17,553	13,083	5,915	745	41	99
Technical Adjustments	274	0					
<i>Revised Beginning Fund Balance</i>	17,935	17,553	13,083	5,915	745	41	99
Sources of Funds							
Federal Grants	43,131	54,829	54,829	78,543	56,344	57,471	58,620
State Grants	18,284	20,738	20,738	20,681	20,595	21,007	21,427
Interlocal Grants	3,031	1,599	1,599	2,607	2,614	2,666	2,719
Administrative Fees	0	5,459	5,459	4,550	4,238	4,323	4,409
Investment Interest	312	19	19	19	19	19	20
Interfund Revenue	3,740	169	169	172	345	352	359
Other Private Contrib & Dons	195	0	0	0	0	0	0
General Government-Other Rev	92	0	0	0	0	0	0
Zoning & Subdivision Fees	950	0	0	0	0	0	0
Misc Fines & Penalties	85	0	0	0	0	0	0
Miscellaneous Revs-Other Rev	39	0	0	0	0	0	0
Capital Assessments	(479)	0	0	0	0	0	0
Budget Adjustments							
Associated Revenues from 2019 CFD's			11,986				
Revenues from Current Year legislated ordinances			34,717				
<i>Source of Funds Total</i>	69,380	82,813	129,516	106,572	84,155	85,838	87,555
Expenditures							
BO-HS-H3000-Addressing Homelessness	(22,880)	(25,274)	(25,274)	(49,658)	(26,376)	(26,904)	(27,442)
BO-HS-H5000-Leadership and Administration	(2,646)	(3,125)	(3,125)	(3,318)	(3,367)	(3,434)	(3,503)
BO-HS-H2000-Preparing Youth for Success	(548)	()	()	(346)	(346)	(353)	(360)
BO-HS-H6000-Promoting Healthy Aging	(36,768)	(41,972)	(41,972)	(43,538)	(43,701)	(44,001)	(44,983)
BO-HS-H7000-Promoting Public Health	(33)	(36)	(36)	(36)	(36)	(37)	(38)
BO-HS-H1000-Supporting Affordability & Livability	(10,783)	(12,008)	(12,008)	(14,221)	(10,076)	(10,076)	(10,277)
BO-HS-H4000-Supporting Safe Comm	(573)	(981)	(397)	(625)	(957)	(976)	(995)
Budget Adjustments							
2019 Encumbrance CFD's			(11,986)				
2020 Supplemental Changes			(41,885)				
<i>Total Expenditures</i>	(74,231)	(83,397)	(136,684)	(111,742)	(84,858)	(85,780)	(87,598)
<i>Ending Fund Balance</i>	13,083	16,969	5,915	745	41	99	56
Financial Reserves							
2019 Encumbrance CFD's							
2019 Grant/Svc Contract/Capital CFD Revenues	11,986						
2019 Grant/Svc Contract/Capital Expenditure CFD's	(11,986)						
Planning Reserves							
Mandatory Reserve for Child Care Bonus Funds	(11,114)	(10,855)	(3,946)	0	0	0	0
Other Mandatory Restrictions	(1,969)	(6,114)	(1,969)	(745)	(41)	(99)	(56)
	0		0	0	0	0	0
<i>Total Reserves</i>	(13,083)	(16,969)	(5,915)	(745)	(41)	(99)	(56)
<i>Ending Unreserved Fund Balance</i>		()		()		()	()

Low Income Housing Fund (16400)

Amounts in \$1,000s	2019 Actuals	2020 Adopted	2020 Revised	2021 Proposed	2022 Projected	2023 Projected	2024 Projected
Revised Beginning Fund Balance							
Beginning Fund Balance	234,900	141,125	251,767	(37,316)	(24,711)	(18,676)	16,356
Technical Adjustments	1,976	0	0	0	0	0	0
<i>Revised Beginning Fund Balance</i>	236,877	141,125	251,767	(37,316)	(24,711)	(18,676)	16,356
Sources of Funds							
Property Tax Levy	35,436	37,862	37,862	37,862	37,862	37,862	37,862
Incentive Zoning/MHA	29,680	25,200	41,000	25,200	18,000	18,000	18,000
HOME	310	2,969	2,969	2,969	2,969	2,969	2,969
CDBG	850	840	840	600	840	840	840
State/Federal Weatherization Grants	1,598	1,865	1,865	1,426	1,865	1,865	1,865
Seattle City Light Weatherization Funding	2,202	2,589	2,589	2,589	2,720	2,788	2,857
Interest Earnings	5,368	2,000	2,000	2,000	2,000	2,000	2,000
Program Income	7,769	4,000	4,000	4,000	4,000	4,000	4,000
Convention Center Proceeds	0	0	0	0	0	0	0
Local Option Sales Tax Revenue	399	4,228	3,500	3,500	4,000	4,228	4,228
REET	0	0	0	5,000	5,000	5,000	5,000
Operating Transfer (OSE Oil Heat Tax)	0	225	225	225	0	0	0
Property Sales (Mercer)	0	19,773	19,773	0	0	0	0
Emergency Solutions Grant	0	0	750	0	0	0	0
Revenue on Revolving Short Term Loans	0	0	0	0	9,500	3,000	9,500
Budget Adjustments							
Associated Revenues from 2019 CFD's			10,854	0	0	0	0
Revenues from Current Year legislated ordinances			4,441	0	0	0	0
<i>Source of Funds Total</i>	83,611	101,551	132,668	85,371	88,756	82,552	89,122
Expenditures							
Homeownership & Sustainability	(5,242)	(28,049)	(21,549)	(7,422)	(8,127)	(8,127)	(8,127)
Multifamily Housing (Excluding Revolving Loans)	(63,478)	(68,506)	(75,006)	(64,744)	(35,094)	(36,394)	(35,094)
Multifamily Housing (Revolving Loans)	0	0	0	0	(9,500)	(3,000)	(9,500)
Budget Adjustments							
2019 Encumbrance CFD's			0				
2019 Grant/Svc Contract/Capital CFD's			(200,518)				
2020 Supplemental Changes			(50,447)				
<i>Total Expenditures</i>	(68,721)	(96,555)	(347,520)	(72,166)	(52,721)	(47,521)	(52,721)
<i>Ending Fund Balance</i>	251,767	146,120	36,915	(24,111)	11,324	16,356	52,757
Financial Reserves							
2019 Encumbrance CFD's	0						
2019 Grant/Svc Contract/Capital CFD Revenues	10,854						
2019 Grant/Svc Contract/Capital Expenditure CFD's	(200,518)						
Planning Reserves							
O&M Trust Funds	(30,016)	(36,016)	(36,016)	(39,016)	(42,016)	(46,016)	(44,016)
Homebuyer Program Balances	(1,860)	0	(19,252)	(12,623)	0	0	0
Home Repair Restricted Revolving Loan Fund	(4,100)	(4,000)	(1,000)	(1,000)	(1,000)	(1,000)	(1,000)
Reserve for HSD's Levy-Funded Programs	(1,000)	(1,000)	(3,286)	(1,643)	(1,643)	0	(1,643)
Incentive Zoning Admin Balance	(4,000)	(4,000)	(3,000)	(3,000)	(2,500)	(1,500)	(1,500)
<i>Total Reserves</i>	(225,641)	(40,016)	(56,268)	(52,639)	(43,016)	(47,016)	(45,016)
<i>Ending Unreserved Fund Balance</i>	26,126	106,104	(19,354)	(76,750)	(31,693)	(30,661)	7,740

Office of Housing Fund (16600)

Amounts in \$1,000s	2019 Actuals	2020 Adopted	2020 Revised	2021 Proposed	2022 Projected	2023 Projected	2024 Projected
<u>Revised Beginning Fund Balance</u>							
Beginning Fund Balance	2,113	988	2,954	1,723	1,334	581	(94)
Technical Adjustments	40	0		0	0	0	0
<i>Revised Beginning Fund Balance</i>	2,154	988	2,954	1,723	1,334	581	(94)
<u>Sources of Funds</u>							
Property Tax Levy Admin	3,579	3,566	3,566	3,566	3,566	3,566	3,566
Incentive Zoning or MHA Program Admin	1,544	2,800	3,000	2,800	2,700	3,000	3,000
HOME Admin	462	330	330	330	330	330	330
CDBG Admin	344	388	388	388	388	388	388
State/Federal Weatherization Grants Admin	783	887	887	887	900	900	900
Seattle City Light Weatherization Admin	934	815	815	815	835	856	878
Multifamily Tax Exemption Fees	355	250	250	250	300	350	350
Miscellaneous	20			0			
Operating Transfer from OSE	0	45	0	0	0	0	0
Property Sales	0	1,227	0	0			
Inv Earn-Residual Cash	77			0			
Operating Transfers In				45			
<i>Source of Funds Total</i>	8,097	10,309	9,236	9,081	9,019	9,390	9,412
<u>Expenditures</u>							
Leadership and Administration	(4,080)	(4,957)	(6,234)	(5,511)	(5,676)	(5,847)	(6,022)
Homeownership & Sustainability	(1,808)	(2,247)	(2,145)	(2,032)	(2,155)	(2,219)	(2,286)
Multifamily Housing	(1,408)	(1,905)	(1,905)	(1,927)	(1,941)	(1,999)	(2,059)
<u>Budget Adjustments</u>							
Encumbrance CFD's							
Grant/Svc Contract/Capital CFD's							
2019 Supplemental Changes							
Annual Wage Increase			(183)				
<i>Total Expenditures</i>	(7,297)	(9,109)	(10,467)	(9,470)	(9,772)	(10,065)	(10,367)
<i>Ending Fund Balance</i>	2,954	2,187	1,723	1,334	581	(94)	(1,050)
<u>Financial Reserves</u>							
Encumbrance CFD's	0						
Annual Wage Increase	(183)						
Grant/Svc Contract/Capital CFD Revenues							
Grant/Svc Contract/Capital Expenditure CFD's							
<u>Planning Reserves</u>							
MFTE Fund Balance	(580)	(580)	(580)	(400)	0	0	0
Homeownership and ADU Staff and Programing cost		(996)					
Reserve for Asset Management Staff Costs in							
Subsequent Levy	(204)	(0)	0	0	0	0	0
Reserve for Future Years of 2016 Levy	(204)	(611)	0	(934)	(581)	94	1,050
<i>Total Reserves</i>	(1,171)	(2,187)	(580)	(1,334)	(581)	94	1,050
<i>Ending Unreserved Fund Balance</i>	1,783	0	1,143	0	0	0	0

2011 Families & Education Levy (17857)

Amounts in \$1,000s	2019 Actuals	2020 Adopted	2020 Revised	2021 Proposed	2022 Projected	2023 Projected	2024 Projected
<u>Revised Beginning Fund Balance</u>							
Beginning Fund Balance	53,030	19,049	26,750	17,785	17,785	17,785	17,785
Technical Adjustments	765	0	0	0	0	0	0
<i>Revised Beginning Fund Balance</i>	53,795	19,049	26,750	17,785	17,785	17,785	17,785
<u>Sources of Funds</u>							
Property Tax	311	0	0	0	0	0	0
Investment Earnings	916						
<i>Source of Funds Total</i>	1,227	0	0	0	0	0	0
<u>Expenditures</u>							
Early Learning	(5,583)	0	0	0	0	0	0
Elementary	(8,257)	0	0	0	0	0	0
Middle School	(5,929)	0	0	0	0	0	0
High School	(3,132)	0	(4,000)	0	0	0	0
Health	(3,609)	0	0	0	0	0	0
Administration	(1,762)	0	0	0	0	0	0
<u>Budget Adjustments</u>							
2019 Encumbrance CFD's	0	0	(4,965)	0	0	0	0
<i>Total Expenditures</i>	(28,272)	0	(8,965)	0	0	0	0
<i>Ending Fund Balance</i>	26,750	19,049	17,785	17,785	17,785	17,785	17,785
<u>Financial Reserves</u>							
2019 Encumbrance CFD's	(4,965)	0	0				
<u>Planning Reserves</u>							
General Fund shift to Levy in 2021				(1,940)	(1,940)	(1,940)	(1,940)
Unrealized Investment Earnings	0	(1,100)	(1,100)	(1,100)	(1,100)	(1,100)	(1,100)
Department Reserves for Commitments	0	(4,250)	0	0	0	0	0
Reserves for Child Care	0	0	0	(2,745)	(2,745)	(2,745)	(2,745)
Reserves for FEPP Levy Commitment	0	(12,000)	(12,000)	(12,000)	(12,000)	(12,000)	(12,000)
<i>Total Reserves</i>	0	(17,350)	(13,100)	(17,785)	(17,785)	(17,785)	(17,785)
<i>Ending Unreserved Fund Balance</i>	26,750	1,699	4,685				

2014 Seattle Preschool Program Levy (17861)

	2019	2020	2020	2021	2022	2023	2024
Amounts in \$1,000s	Actuals	Adopted	Revised	Proposed	Projected	Projected	Projected
<u>Revised Beginning Fund Balance</u>							
Beginning Fund Balance	21,976	1,371	9,800	9,119	9,119	9,119	9,119
Technical Adjustments	311	0					
<i>Revised Beginning Fund Balance</i>	22,287	1,371	9,800	9,119	9,119	9,119	9,119
<u>Sources of Funds</u>							
Property Tax	696	0	0	0	0	0	0
Parent Tuition	0	0	0	0	0	0	0
Investment Earnings	376						
<i>Source of Funds Total</i>	1,072	0	0	0	0	0	0
<u>Expenditures</u>							
School Readiness	(9,457)	0	0	0	0	0	0
Program Support	(781)	0	0	0	0	0	0
Capacity Building	(993)	0	0	0	0	0	0
Research & Evaluation	(1,145)	0	0	0	0	0	0
Administration	(757)	0	0	0	0	0	0
Contingency	(428)	0	0	0	0	0	0
<u>Budget Adjustments</u>							
2019 Encumbrance CFD's			(681)	0	0	0	0
<i>Total Expenditures</i>	(13,560)	0	(681)	0	0	0	0
<i>Ending Fund Balance</i>	9,800	1,371	9,119	9,119	9,119	9,119	9,119
<u>Financial Reserves</u>							
2019 Encumbrance CFD's	(681)						
SPP Levy Tuition Undercollection ¹			(4,500)	(4,500)	(4,500)	(4,500)	(4,500)
Tuition Loss - COVID-19			(1,499)	(1,499)	(1,499)	(1,499)	(1,499)
<u>Planning Reserves</u>							
Department Commitments - Parks Facilities			(2,170)	(2,170)	(2,170)	(2,170)	(2,170)
Reserves for Child Care	0	0	0	(950)	(950)	(950)	(950)
<i>Total Reserves</i>	(681)	0	(8,169)	(9,119)	(9,119)	(9,119)	(9,119)
<i>Ending Unreserved Fund Balance</i>	9,119	1,371	950				

¹ The SPP Levy assumed 100% tuition collection as a revenue source; however, actual tuition collection over the life of the levy was below anticipated levels. This reserve offsets tuition undercollection in accounting for available fund balance.

Families, Education, Preschool, and Promise (FEPP) Levy (17871)

Amounts in \$1,000s	2019 Actuals	2020 Adopted	2020 Revised	2021 Proposed	2022 Projected	2023 Projected	2024 Projected
<u>Revised Beginning Fund Balance</u>							
Beginning Fund Balance	0	44,763	70,995	52,637	56,963	57,919	57,275
Technical Adjustments	0	0					
<i>Revised Beginning Fund Balance</i>	0	44,763	70,995	52,637	56,963	57,919	57,275
<u>Sources of Funds</u>							
Property Tax	84,446	86,325	86,325	87,188	88,060	88,941	89,830
Investment Earning	923	888	888	1,139	1,364	1,326	1,341
Parent Tuition - Seattle Preschool Program	923	2,000	860	700	1,000	2,000	2,000
<i>Source of Funds Total</i>	86,293	89,214	88,074	89,027	90,425	92,267	93,172
<u>Expenditures</u>							
Early Learning	(10,948)	(40,409)	(40,335)	(41,454)	(44,467)	(46,475)	(49,548)
K-12 Programs	(1,060)	(32,603)	(32,318)	(32,074)	(33,496)	(34,517)	(35,397)
Post-Secondary Programs	(1,103)	(4,411)	(4,411)	(5,212)	(5,533)	(5,692)	(5,856)
Leadership & Administration	(2,186)	(5,610)	(5,903)	(5,961)	(5,972)	(6,227)	(6,494)
<u>Budget Adjustments</u>							
2019 Encumbrance CFD's			(15,744)	0	0	0	0
Legislated CF			(7,721)				
<i>Total Expenditures</i>	(15,298)	(83,033)	(106,432)	(84,702)	(89,468)	(92,912)	(97,295)
<i>Ending Fund Balance</i>	70,995	50,944	52,637	56,963	57,919	57,275	53,152
<u>Financial Reserves</u>							
2019 Encumbrance CFD's	(15,790)						
Legislated Carryforward	(7,721)						
<u>Planning Reserves</u>							
Reserves Against Fund Balance for Future Year							
Spending	(47,485)	(50,936)	(52,637)	(56,963)	(57,919)	(57,275)	(53,152)
<i>Total Reserves</i>	(70,995)	(50,936)	(52,637)	(56,963)	(57,919)	(57,275)	(53,152)
<i>Ending Unreserved Fund Balance</i>	0	8	0	0	0	0	0

2012 Library Levy Fund (18100)

Amounts in \$1,000s	2019 Actuals	2020 Adopted	2020 Revised	2021 Proposed	2022 Projected	2023 Projected	2024 Projected
<u>Revised Beginning Fund Balance</u>							
Beginning Fund Balance	6,168	0	6,577	816	678	678	678
Technical Adjustments	266	0					
<i>Revised Beginning Fund Balance</i>	6,434	0	6,577	816	678	678	678
<u>Sources of Funds</u>							
Property Tax Revenue	17,908	0	200	0	0	0	0
Interest Earnings	175	0	100	0	0	0	0
<i>Source of Funds Total</i>	18,084	0	300	0	0	0	0
<u>Expenditures</u>							
Maintain 2012 Levels	(4,973)	0	0	0	0	0	0
Open Hours and Related Services	(4,582)	0	0	0	0	0	0
Collections	(3,464)	0	0	(138)		0	0
Technology and Online Services	(1,902)	0	0	0	0	0	0
Facilities - Regular Maintenance	(1,038)	0	0	0	0	0	0
Facilities - Major Maintenance	(1,654)	0	0	0	0	0	0
Administration	(329)						
<u>Budget Adjustments</u>							
2019 Encumbrance CFD's			(70)	0	0	0	0
2019 Grant/Svc Contract/Capital CFD's			(5,741)	0	0	0	0
Annual Wage Increase Retro			(250)	0	0	0	0
<i>Total Expenditures</i>	(17,941)	0	(6,061)	(138)	0	0	0
<i>Ending Fund Balance</i>	6,577	0	816	678	678	678	678
<u>Financial Reserves</u>							
2019 Encumbrance CFD's	(70)						
2019 Grant/Svc Contract/Capital Expenditure CFD's	(5,741)						
<u>Planning Reserves</u>							
Operating and Capital Reserve	0	0	0	(678)	(678)	(678)	(678)
<i>Total Reserves</i>	(5,811)	0	0	(678)	(678)	(678)	(678)
<i>Ending Unreserved Fund Balance</i>	766	0	816	0	0	0	0

2019 Library Levy Fund (18200)

Amounts in \$1,000s	2019 Actuals	2020 Adopted	2020 Revised	2021 Proposed	2022 Projected	2023 Projected	2024 Projected
<u>Revised Beginning Fund Balance</u>							
Beginning Fund Balance	0	0	0	4,536	4,131	3,516	2,342
Technical Adjustments	0	0					
<i>Revised Beginning Fund Balance</i>	0	0	0	4,536	4,131	3,516	2,342
<u>Sources of Funds</u>							
Property Tax Revenue ¹	0	30,371	30,371	30,675	30,981	31,291	31,604
Interest Earnings	0	84	50	100	75	60	55
<u>Budget Adjustments</u>							
Associated Revenues from 2019 CFD's			0	0	0	0	0
Revenues from Current Year legislated ordinances			0	0	0	0	0
<i>Source of Funds Total</i>	0	30,455	30,421	30,775	31,056	31,351	31,659
<u>Expenditures</u>							
Open Hours and Related Services	0	(8,664)	(7,961)	(9,521)	(9,902)	(10,298)	(10,710)
Collections	0	(7,404)	(8,697)	(7,700)	(8,008)	(8,328)	(8,661)
Technology and Online Services - Operating	0	(2,731)	(2,709)	(2,840)	(2,953)	(3,071)	(3,194)
Technology and Online Services - Capital	0	(511)	(511)	(2,000)	(3,191)	(1,209)	(615)
Facilities - Regular Maintenance	0	(1,638)	(1,370)	(1,604)	(1,668)	(1,735)	(1,804)
Facilities - Major Maintenance	0	(4,190)	(4,190)	(6,837)	(5,244)	(7,150)	(5,244)
Children	0	(262)	(62)	(280)	(291)	(303)	(315)
Administration	0	(486)	(386)	(397)	(413)	(430)	(441)
<u>Budget Adjustments</u>							
2019 Encumbrance CFD's				0	0	0	0
2019 Grant/Svc Contract/Capital CFD's				0	0	0	0
2020 Supplemental Changes				0	0	0	0
<i>Total Expenditures</i>	0	(25,885)	(25,885)	(31,180)	(31,671)	(32,525)	(30,985)
<i>Ending Fund Balance</i>	0	4,570	4,536	4,131	3,516	2,342	3,016
<u>Financial Reserves</u>							
2019 Encumbrance CFD's							
2019 Grant/Svc Contract/Capital CFD Revenues							
2019 Grant/Svc Contract/Capital Expenditure CFD's							
<u>Planning Reserves</u>							
Planned future levy spending	0	0	0	(4,131)	(3,516)	(2,342)	(3,016)
<i>Total Reserves</i>	0	0	0	(4,131)	(3,516)	(2,342)	(3,016)
<i>Ending Unreserved Fund Balance</i>	0	4,570	4,536	0	0	0	

Footnotes:

1 There is uncertainty regarding the impact COVID-19 may have on delinquency rates for property tax payments, or that the deadlines for first or second half property tax payments may be extended beyond their traditional collection windows, thereby impacting Library revenue recognition.

School Safety and Pedestrian Improvement Fund (18500)

Amounts in \$1,000s	2019 Actuals	2020 Adopted	2020 Revised	2021 Proposed	2022 Projected	2023 Projected	2024 Projected
<u>Revised Beginning Fund Balance</u>							
Beginning Fund Balance	13,693	5,832	10,707	1,268	4,996	10,339	13,258
Technical Adjustments	104	0					
<i>Revised Beginning Fund Balance</i>	13,797	5,832	10,707	1,268	4,996	10,339	13,258
<u>Sources of Funds</u>							
School Zone Camera Revenues	9,657	10,629	2,923	13,187	14,889	15,126	15,129
Red Light Cameras - 20%	0	0	0	0	807	801	957
Residual Cash Earnings	360	0	0	0	0	0	0
Unrealized Gains and Losses	0	0	(137)	0	0	0	0
<i>Source of Funds Total</i>	10,016	10,629	2,785	13,187	15,696	15,928	16,086
<u>Expenditures</u>							
BC-TR-19001: Major Maintenance/Replacement	(1,998)	0	(2)	0	0	0	0
BC-TR-19003: Mobility Capital	(7,281)	(9,684)	(9,235)	(6,384)	(7,217)	(9,810)	(9,187)
BO-TR-17003: Mobility Operations	(3,827)	(937)	(857)	(943)	(962)	(981)	(1,001)
SPD: School Zone Camera Program	0	(2,132)	(2,132)	(2,131)	(2,174)	(2,217)	(2,262)
<u>Misc</u>							
Accounting Adjustments	0	0	0	0	0	0	0
<i>Total Expenditures</i>	(13,107)	(12,753)	(12,225)	(9,458)	(10,353)	(13,008)	(12,450)
<i>Ending Fund Balance</i>	10,707	3,707	1,268	4,996	10,339	13,258	16,893
<u>Financial Reserves</u>							
Carry-Forwards and Continuing Appropriations	(5,007)	(270)	0	0	0	0	0
<u>Planning Reserves</u>							
Potential new installation/additional cameras	0	0	0	(347)	(528)	(714)	(906)
Swap to help solve I-967 issues	0	0	(1,000)	0	0	0	0
Planning Reserve for Labor	(39)	0	0	0	0	0	0
ADA Improvements	0	0	0	0	0	0	0
SMC Administration	0	(250)	(250)	(508)	(773)	(1,046)	(1,067)
Revenue Stabilization Reserve	0	(531)	0	(2,637)	(3,924)	(3,982)	(4,021)
<i>Total Reserves</i>	(5,046)	(1,051)	(1,250)	(3,491)	(5,224)	(5,742)	(5,994)
<i>Ending Unreserved Fund Balance</i>	5,662	2,656	18	1,505	5,114	7,516	10,899

Metropolitan Park District (19710)

	2019	2020	2020	2021	2022	2023	2024
Amounts in \$1,000s	Actuals	Adopted	Revised	Proposed	Projected	Projected	Projected
<u>Revised Beginning Fund Balance</u>							
Beginning Fund Balance	59,316	(6,978)	52,253	(6,212)	(6,212)	(5,931)	(5,358)
Technical Adjustments	930	0					
<i>Revised Beginning Fund Balance</i>	60,247	(6,978)	52,253	(6,212)	(6,212)	(5,931)	(5,358)
<u>Sources of Funds</u>							
Park District Property Tax	52,091	53,339	53,339	54,669	56,036	57,436	58,872
Interest Earnings	1,804	1,300	1,300	1,376	1,410	1,445	1,481
<i>Source of Funds Total</i>	53,895	54,639	54,639	56,045	57,446	58,882	60,354
<u>Expenditures</u>							
Building For The Future - CIP	(11,686)	(7,854)	(7,854)	(1,346)	(1,373)	(1,401)	(1,429)
Fix It First - CIP	(24,437)	(17,502)	(17,502)	(13,497)	(13,766)	(14,042)	(14,323)
Maintaining Parks and Facilities - CIP	(161)	(338)	(338)	(347)	(354)	(361)	(368)
Parks and Facilities Maintenance and Repairs	(11,356)	(10,110)	(10,110)	(12,940)	(13,199)	(13,463)	(13,732)
Leadership and Administration	(2,004)	(2,038)	(2,038)	(2,088)	(2,130)	(2,172)	(2,216)
Departmentwide Programs	(886)	(888)	(888)	(1,687)	(1,721)	(1,756)	(1,791)
Parks & Open Space	0	(2,542)	(2,542)	0	0	0	0
Recreation Facility Programs	(8,990)	(10,354)	(10,354)	(16,783)	(17,119)	(17,461)	(17,811)
Seattle Conservation Corps	(431)	(557)	(557)	0	0	0	0
Zoo and Aquarium Programs	(1,938)	(1,938)	(1,938)	(7,356)	(7,503)	(7,653)	(7,806)
<u>Budget Adjustments</u>							
2019 Capital Carryforward	0	0	(57,382)	0	0	0	0
2019 AWI/SPFML Carryforward	0	0	(522)	0	0	0	0
Current Year Supplemental Changes	0	0	(378)	0	0	0	0
Current Year Stand-alone Legislation	0	0	0	0	0	0	0
Changes due to COVID-19 Pandemic	0	0	(700)	0	0	0	0
<i>Total Expenditures</i>	(61,890)	(54,121)	(113,103)	(56,045)	(57,165)	(58,309)	(59,475)
<i>Ending Fund Balance</i>	52,253	(6,461)	(6,212)	(6,212)	(5,931)	(5,358)	(4,480)
<u>Financial Reserves</u>							
2019 Capital Carryforward	(57,382)	0	0	0	0	0	0
<i>Total Reserves</i>	(57,382)	0	0	0	0	0	0
<i>Ending Unreserved Fund Balance</i>	(5,130)	(6,461)	(6,212)	(6,212)	(5,931)	(5,358)	(4,480)
<i>Park District Balancing</i>	5,130	6,461	6,212	6,212	5,931	5,358	4,480
<i>Ending Balance</i>	0	0	0	0	0	0	0

Footnotes for the 2021 Proposed Budget

Negative fund balance reflects a cash advance within the Park District to pay back a 2015 Interfund Loan against the Park and Recreation Fund and to fund the development of Smith Cove Park in 2018. Please see the Park District Spending Plan for details on these loans and timing of fund replenishment. Also note that the 2021 Proposed Budget includes a one-time pause on this annual repayment to cover increased costs in 2021 due to inflationary increases; this is to minimize impact on property tax increases.

The first cycle of the Park District ended in 2020 (2015-2020). Due to the COVID-19 pandemic, development of the next cycle (2021-2026) was delayed by one year. 2021 property taxes will be held to 2020 collection levels plus inflation. SPR will begin development of the next cycle of the Park District Financial Plan in 2021 for 2022-2027. Numbers for the 2022-2024 outyears are for illustrative purposes only.

Seattle Transportation Benefit District (19900)

Amounts in \$1,000s	2019 Actuals	2020 Adopted	2020 Revised	2021 Proposed	2022 Projected	2023 Projected	2024 Projected
<u>Revised Beginning Fund Balance</u>							
Beginning Fund Balance	52,191	50,149	47,512	17,649	8,220	6,796	5,145
Technical Adjustments	290	0	0	0	0	0	0
<i>Revised Beginning Fund Balance</i>	52,481	50,149	47,512	17,649	8,220	6,796	5,145
<u>Sources of Funds</u>							
Vehicle License Fees - \$20	8,598	8,286	7,219	7,255	7,357	7,460	7,564
Vehicle License Fees - \$60	25,794	24,610	21,657	0	0	0	0
Sales Tax	30,440	31,299	24,185	0	0	0	0
Inv Earnings - Residual Cash	1,343	0	0	0	0	0	0
<i>Source of Funds Total</i>	66,175	64,196	53,061	7,255	7,357	7,460	7,564
<u>Expenditures</u>							
Major Maintenance/Replacement	(789)	(794)	(794)	(819)	(841)	(858)	(875)
Mobility Capital	(8,105)	(13,271)	(13,271)	(4,745)	(4,160)	(4,396)	(2,932)
Mobility Operations	(59,534)	(67,739)	(67,739)	(8,236)	(892)	(910)	(928)
Maintenance Operations	(2,716)	(2,847)	(2,847)	(2,883)	(2,888)	(2,946)	(3,005)
<u>Budget Adjustments</u>							
2019 Encumbrance CFD's			(104)				
2019 Grant/Svc Contract/Capital CFD's			(6,053)				
2020 Supplemental Changes			7,884				
<i>Total Expenditures</i>	(71,144)	(84,652)	(82,925)	(16,683)	(8,781)	(9,111)	(7,741)
<i>Ending Fund Balance</i>	47,512	29,693	17,649	8,220	6,796	5,145	4,969
<u>Financial Reserves</u>							
2019 Encumbrance CFD's	(104)						
2019 Grant/Svc Contract/Capital CFD	(6,053)	(6,669)	0	0	0	0	0
<u>Planning Reserves</u>							
Reserve for ballot measure costs	0	(750)	(750)	(750)	(750)	(750)	(750)
Reserve (ramp down) against FB	(20,000)	(20,000)	(20,000)	(7,400)	(6,000)	(4,300)	(4,200)
Planning reserve for labor	(90)	0	0	0	0	0	0
<i>Total Reserves</i>	(26,247)	(27,419)	(20,750)	(8,150)	(6,750)	(5,050)	(4,950)
<i>Ending Unreserved Fund Balance</i>	21,265	2,275	(3,101)	70	46	95	19

Notes:

Assumes favorable Supreme Court ruling for I-976.

Does not include revenues and expenditures from November 2020 ballot measure.

Capital expenditures in 2023 increase by 5.7% and a reduction is assumed in 2024.

Reserve against FB includes projected spend-down of reserves.

REET I Capital Projects Fund (30010)

Amounts in \$1,000s	2019 Actuals	2020 Adopted	2020 Revised	2021 Proposed	2022 Projected	2023 Projected	2024 Projected
Revised Beginning Fund Balance							
Beginning Fund Balance	65,062	9,378	81,981	6,165	3,054	3,086	3,314
Technical Adjustments	0	0					
<i>Revised Beginning Fund Balance</i>	65,062	9,378	81,981	6,165	3,054	3,086	3,314
Sources of Funds							
Real Estate Excise Tax Revenues	50,467	41,479	24,813	31,204	35,092	37,493	39,852
<i>Source of Funds Total</i>	50,467	41,479	24,813	31,204	35,092	37,493	39,852
Expenditures							
Debt Service Payments	(6,858)	(6,543)	(6,543)	(9,310)	(9,389)	(10,044)	(11,357)
Operating Expenditures	(1,132)	(1,230)	(931)	(953)	(958)	(993)	(1,012)
Capital Expenditures	(25,559)	(38,082)	(38,381)	(24,052)	(24,713)	(26,227)	(27,118)
Budget Adjustments							
2019 Grant/Svc Contract/Capital Expenditure CFD's			(63,243)	0	0	0	0
COVID Adjustment - Debt Service			(2,125)				
COVID Adjustment - Operating Expenditures			3				
COVID Adjustment - Capital Expenditures			11,270	0	0	0	0
Other 2020 Adjustments/Supplementals			(680)	0	0	0	0
<i>Total Expenditures</i>	(33,548)	(45,855)	(100,629)	(34,316)	(35,060)	(37,264)	(39,487)
<i>Ending Fund Balance</i>	81,981	5,002	6,165	3,054	3,086	3,314	3,679
Planning Reserves							
Cash Balance Reserve	(5,000)	(5,000)	(3,000)	(3,000)	(3,000)	(3,000)	(3,500)
<i>Total Reserves</i>	(5,000)	(5,000)	(3,000)	(3,000)	(3,000)	(3,000)	(3,500)
<i>Ending Unreserved Fund Balance</i>	76,981	2	3,165	54	86	314	179

REET II Capital Projects Fund (30020)

Amounts in \$1,000s	2019 Actuals	2020 Adopted	2020 Revised	2021 Proposed	2022 Projected	2023 Projected	2024 Projected
<u>Revised Beginning Fund Balance</u>							
Beginning Fund Balance	56,125	12,367	70,754	3,934	3,088	3,083	3,007
Technical Adjustments	0	0					
<i>Revised Beginning Fund Balance</i>	56,125	12,367	70,754	3,934	3,088	3,083	3,007
<u>Sources of Funds</u>							
Real Estate Excise Tax Revenues	50,465	41,479	24,813	31,204	35,092	37,493	39,852
<i>Source of Funds Total</i>	50,465	41,479	24,813	31,204	35,092	37,493	39,852
<u>Expenditures</u>							
Debt Service Payments	(2,359)	(2,355)	(2,355)	(6,878)	(13,162)	(15,372)	(15,189)
Capital Expenditures	(32,477)	(46,033)	(46,033)	(20,173)	(16,935)	(17,197)	(19,163)
Affordable Housing	(1,000)			(5,000)	(5,000)	(5,000)	(5,000)
<u>Budget Adjustments</u>							
2019 Grant/Svc Contract/Capital Expenditure CFD's			(48,919)				
COVID Adjustment - Debt Service			(1,228)				
COVID Adjustment - Capital Expenditures			9,750				
Other 2020 Adjustments/Supplementals			(2,848)				
<i>Total Expenditures</i>	(35,836)	(48,388)	(91,632)	(32,051)	(35,097)	(37,569)	(39,353)
<i>Ending Fund Balance</i>	70,754	5,458	3,934	3,088	3,083	3,007	3,507
<u>Planning Reserves</u>							
Reserve for Fire Station 5 Relocation costs		(400)					
Cash Balance Reserve	(5,000)	(5,000)	(3,000)	(3,000)	(3,000)	(3,000)	(3,500)
<i>Total Reserves</i>	(5,000)	(5,400)	(3,000)	(3,000)	(3,000)	(3,000)	(3,500)
<i>Ending Unreserved Fund Balance</i>	65,754	58	934	88	83	7	7

Park Mitigation & Remediation Fund (33130)

Amounts in \$1,000s	2019 Actuals	2020 Adopted	2020 Revised	2021 Proposed	2022 Projected	2023 Projected	2024 Projected
<u>Revised Beginning Fund Balance</u>							
Beginning Fund Balance	8,085	1,044	3,364	125	125	125	125
Technical Adjustments	57	0					
<i>Revised Beginning Fund Balance</i>	8,142	1,044	3,364	125	125	125	125
<u>Sources of Funds</u>							
State Grants	134	0	0	0	0	0	0
Taxes and Interest	133	0	0	0	0	0	0
<u>Budget Adjustments</u>							
Associated Revenues from 2019 Carryforward			721	0	0	0	0
<i>Source of Funds Total</i>	267	0	721	0	0	0	0
<u>Expenditures</u>							
SR520 Mitigation	(5,044)	0	0	0	0	0	0
<u>Budget Adjustments</u>							
2019 Capital Carryforward	0	0	(3,960)	0	0	0	0
<i>Total Expenditures</i>	(5,044)	0	(3,960)	0	0	0	0
<i>Ending Fund Balance</i>	3,364	1,044	125	125	125	125	125
<u>Financial Reserves</u>							
Associated Revenues from 2019 Carryforward	721						
2019 Capital Expenditure Carryforward	(3,960)						
<i>Ending Unreserved Fund Balance</i>	125	1,044	125	125	125	125	125

Footnotes for the 2021 Proposed Budget

2008 Parks Levy Fund (33860)

Amounts in \$1,000s	2019 Actuals	2020 Adopted	2020 Revised	2021 Proposed	2022 Projected	2023 Projected	2024 Projected
<u>Revised Beginning Fund Balance</u>							
Beginning Fund Balance	16,475	1,963	14,726	801	801	801	801
Technical Adjustments	84	0					
<i>Revised Beginning Fund Balance</i>	16,559	1,963	14,726	801	801	801	801
<u>Sources of Funds</u>							
Grants and Other Revenue ¹	589	555	0	0	0	0	0
Taxes and Interest	652	100	100	0	0	0	0
<i>Source of Funds Total</i>	1,240	655	100	0	0	0	0
<u>Expenditures</u>							
2008 Levy: Neighborhood Pk Acq	(170)	0	0	0	0	0	0
2008 Levy: Green Space Acquisition	0	0	0	0	0	0	0
2008 Levy: Neighborhood Pks & PG	(2,135)	0	0	0	0	0	0
2008 Levy: Major Parks	()	0	0	0	0	0	0
2008 Levy: Comm Gardens & P-Patch	()	0	0	0	0	0	0
2008 Levy: Opportunity Fund Dev	(764)	0	0	0	0	0	0
SDOT: Major Maintenance/Replacement ²	(5)	0	0	0	0	0	0
<u>Budget Adjustments</u>							
2019 Capital Carryforward	0	0	(14,025)	0	0	0	0
<i>Total Expenditures</i>	(3,074)	0	(14,025)	0	0	0	0
<i>Ending Fund Balance</i>	14,726	2,618	801	801	801	801	801
<u>Financial Reserves</u>							
2008 Levy: Neighborhood Pk Acq	(1,964)	0	0	0	0	0	0
2008 Levy: Green Space Acquisition	(5)	0	0	0	0	0	0
2008 Levy: Neighborhood Pks & PG	(9,529)	(1,569)	0	0	0	0	0
2008 Levy: Cultural Facilities	()	0	0	0	0	0	0
2008 Levy: Major Parks	()	0	0	0	0	0	0
2008 Levy: Comm Gardens & P-Patch	(10)	0	0	0	0	0	0
2008 Levy: Opportunity Fund Dev	(2,516)	0	0	0	0	0	0
<i>Total Reserves</i>	(14,025)	(1,569)	0	0	0	0	0
<i>Ending Unreserved Fund Balance</i>	701	1,049	801	801	801	801	801

Footnotes for 2021 Proposed Budget
¹Grant revenue received in 2019

²Funding expended in the Seattle Department of Transportation

Remaining funding will be used to complete projects in the 2008 Parks Levy; funding to be appropriated as needed.

McCaw Hall Capital Reserve (34070)

Amounts in \$1,000s	2019 Actuals	2020 Adopted	2020 Revised	2021 Proposed	2022 Projected	2023 Projected	2024 Projected
<u>Revised Beginning Fund Balance</u>							
Beginning Fund Balance	1,761	1,985	2,106	2,119	2,119	2,119	2,119
Technical Adjustments	12	0					
<i>Revised Beginning Fund Balance</i>	1,772	1,985	2,106	2,119	2,119	2,119	2,119
<u>Sources of Funds</u>							
REET I	506	299	0	0	299	328	348
McCaw Hall Tenant Contributions	290	299	0	0	299	328	348
Interest	46	16	16	0	16	16	16
<i>Source of Funds Total</i>	842	614	16	0	614	671	711
<u>Expenditures</u>							
McCaw Hall Capital Reserve Expenses ¹	(508)	(614)	(3)	0	(614)	(671)	(711)
<u>Budget Adjustments</u>							
2019 Legislated CFD's							
2020 Supplemental Changes							
Capital carryforward							
<i>Total Expenditures</i>	(508)	(614)	(3)	0	(614)	(671)	(711)
<i>Ending Fund Balance</i>	2,106	1,985	2,119	2,119	2,119	2,119	2,119
<u>Planning Reserves</u>							
Continuing appropriations	0	(1,985)	(2,119)	(2,119)	(2,119)	(2,119)	(2,119)
<i>Total Reserves</i>	0	(1,985)	(2,119)	(2,119)	(2,119)	(2,119)	(2,119)
<i>Ending Unreserved Fund Balance</i>	2,106	0	0	0	0	0	0

Footnotes:

¹ McCaw Hall Capital Reserve expenses are established by agreement with the McCaw Hall Operating Board, comprising Pacific Northwest Ballet, Seattle Opera, and Seattle Center.

King County Parks Levy (36000)

Amounts in \$1,000s	2019 Actuals	2020 Adopted	2020 Revised	2021 Proposed	2022 Projected	2023 Projected	2024 Projected
<u>Revised Beginning Fund Balance</u>							
Beginning Fund Balance	5,293	942	4,788	510	471	466	461
Technical Adjustments	37	0	0	0	0	0	0
<i>Revised Beginning Fund Balance</i>	5,330	942	4,788	510	471	466	461
<u>Sources of Funds</u>							
Levy Allocation	2,266	2,249	2,212	2,251	2,251	2,250	2,249
Interest Earnings	118	0	0	0	0	0	0
<i>Source of Funds Total</i>	2,384	2,249	2,212	2,251	2,251	2,250	2,249
<u>Expenditures</u>							
Fix it First ¹	(1,134)	(6)	(6)	0	(351)	(351)	(351)
Debt and Special Funding	(1,531)	(1,536)	(1,536)	(1,541)	(1,155)	(1,154)	(1,151)
Building for the Future - CIP	(23)	0	0	0	0	0	0
Leadership and Administration	(96)	0	0	0	0	0	0
Parks and Facilities Maintenance and Repairs	(14)	(10)	(10)	(10)	(10)	(10)	(10)
Recreation Facility Programs	0	(734)	(734)	(739)	(740)	(740)	(740)
Departmentwide Programs	(128)	(70)	(70)	()	0	0	0
<u>Budget Adjustments</u>							
2019 Capital Carryforward	0	0	(4,134)	0	0	0	0
<i>Total Expenditures</i>	(2,926)	(2,356)	(6,490)	(2,290)	(2,256)	(2,255)	(2,252)
<i>Ending Fund Balance</i>	4,788	835	510	471	466	461	458
<u>Financial Reserves</u>							
2019 Capital Expenditure Carryforwards	(4,134)	0	0	0	0	0	0
Play Area Reserves	(323)	(600)	(473)	(447)	(447)	(447)	(447)
<i>Total Reserves</i>	(4,457)	(600)	(473)	(447)	(447)	(447)	(447)
<i>Ending Unreserved Fund Balance</i>	331	235	37	24	19	14	11

Footnotes for 2021 Proposed Budget

¹In the 2020 Adopted Budget, the City Council transferred ongoing King County Levy funding from the Fix it First BSL in SPR's capital budget to provide additional shower services at community centers (\$244,000) and to replace General Fund that had previously supported the Recreation Facilities Program (\$500,000). SPR proposes replenishing funding to the CIP beginning in 2022 should the King County Levy provide additional funding (as forecasted).

Light Fund (41000)

	2019 Actual ²	2020 Adopted	2020 Revised	2021 Proposed	2022 Projected ⁴	2023 Projected	2024 Projected
Revised Beginning Cash Balance ¹	398,830	438,870	466,694	433,273	433,273	433,273	459,764
Carry Forward / Encumbrances/Adjustments							
<i>Revised Beginning Cash Balance</i>	398,830	438,870	466,694	433,273	433,273	433,273	459,764
Sources of Funds							
Retail Power Sales	919,841	953,834	898,631	889,631	944,525	968,856	1,002,494
Revenue from RSA Surcharge	15,725	15,000	24,363	-	-	-	-
Wholesale Power, Net	15,468	58,802	55,051	60,000	40,000	40,000	40,000
Power Contracts	12,371	6,586	7,425	6,726	6,653	6,659	6,585
Power Marketing, Net	19,651	4,790	12,658	9,298	7,114	6,357	6,357
Other Outside Sources	29,063	26,277	25,678	30,325	32,483	33,858	35,295
Interest on Cash Accounts	10,731	8,638	8,356	8,878	8,762	8,785	8,732
Cash from (to) Rate Stabilization Account	22,771		(28,652)	-	-	-	-
Cash from Contributions	61,874	134,063	63,665	55,051	88,337	50,419	49,932
Cash from Bond Proceeds	260,471	225,000	332,393	297,847	264,561	214,674	200,758
Budget Adjustments							
Associated Revenues from 2019 CFD's			292,916				
Revenues from Current Year legislation			(11,848)				
<i>Sources of Funds Totals</i>	1,367,965	1,432,990	1,680,635	1,357,757	1,448,852	1,329,609	1,350,153
Expenditures							
Power Contracts	(273,619)	(286,156)	(270,978)	(258,989)	(241,508)	(240,882)	(242,501)
Production	(46,140)	(55,528)	(53,671)	(44,810)	(56,008)	(60,878)	(63,696)
Transmission	(9,097)	(12,777)	(12,059)	(12,425)	(12,750)	(13,066)	(13,383)
Distribution	(60,433)	(72,677)	(72,752)	(74,823)	(76,881)	(78,877)	(80,879)
Conservation	(9,693)	(9,567)	(15,151)	(11,574)	(11,849)	(12,115)	(12,382)
Customer Accounting	(33,785)	(41,332)	(41,322)	(42,785)	(43,962)	(45,103)	(46,248)
Administration	(113,508)	(114,666)	(108,034)	(101,360)	(114,842)	(109,523)	(112,814)
Uncollectable Accounts	104	(7,181)	(19,904)	(9,608)	(7,122)	(7,305)	(7,559)
Taxes and Franchise Payments	(100,072)	(102,121)	(101,749)	(101,941)	(107,226)	(109,822)	(113,456)
Debt Service	(220,852)	(232,831)	(227,205)	(230,943)	(236,371)	(248,056)	(260,095)
Capital Expenditures	(390,634)	(360,588)	(318,700)	(336,845)	(393,546)	(405,093)	(389,654)
Technical and Accounting Adjustments	(47,333)	(137,568)	(483,397)	(131,654)	(146,787)	27,602	203
Budget Adjustments							
Associated Expenditures from 2019 CFD's ³							
2020 Supplemental Changes							
<i>Total Expenditures</i>	(1,305,063)	(1,432,990)	(1,724,923)	(1,357,757)	(1,448,852)	(1,303,118)	(1,342,464)
<i>Ending Cash Balance</i>	466,694	438,870	433,273	433,273	433,273	459,764	467,452
Planning Reserves							
Construction Account	(22,177)	(146,578)	-	(44,153)	(85,484)	(68,074)	(60,329)
Other Restricted Accounts	(180,211)	(200,253)	(194,358)	(203,775)	(214,562)	(224,957)	(234,916)
Operating Contingency Reserve	-	-	-	-	-	-	-
Rate Stabilization Account	(74,153)	(87,927)	(102,797)	(104,339)	(105,904)	(107,493)	(109,105)
<i>Planning Reserves</i>	(276,541)	(434,759)	(297,156)	(352,268)	(405,950)	(400,523)	(404,349)
<i>Ending Unreserved Fund Balance</i>	190,153	4,111	136,117	81,005	27,323	59,241	63,103

Notes:

¹ 2019 beginning fund balance is the cash balance on January 1, 2019.

² 2019 actual revenues do not include fair market value (non-cash) or RSA surcharge revenues and will differ from total revenues in Peoplesoft.

³ 2020 legislated encumbrances and carryforwards are spread throughout various expenditure categories.

⁴ Out year assumptions represent forecasted cash flows in the utility's Financial Planning Model that is used to evaluate City Light rate impacts, potential bond offerings, and the overall financial performance of the utility.

Water Fund (43000)

Amounts in \$1,000s	2019 Actual	2020 Adopted	2020 Revised	2021 Proposed	2022 Projected	2023 Projected	2024 Projected	2025 Projected	2026 Projected
Beginning Fund Balance -Water Fund									
Beginning Fund Balance	\$95,472	\$32,000	\$32,000	\$105,000	\$90,000	\$75,000	\$75,000	\$75,000	\$75,000
Technical Adjustments	\$0	\$0	\$0	\$0	\$0	\$0	\$0	\$0	\$0
Revised Beginning Fund Balance	\$95,472	\$32,000	\$32,000	\$105,000	\$90,000	\$75,000	\$75,000	\$75,000	\$75,000
Sources of Funds									
Rate Revenue									
Retail Water Sales	\$201,362	\$205,028	\$205,028	\$205,120	\$210,398	\$220,102	\$227,280	\$236,146	\$248,352
Wholesale Water Sales	\$56,985	\$58,468	\$58,468	\$52,161	\$52,416	\$54,284	\$63,136	\$61,411	\$62,670
Facilities Charges	\$0	\$347	\$347	\$920	\$920	\$920	\$920	\$920	\$920
Fees									
Tap Fees	\$10,815	\$7,874	\$7,874	\$7,973	\$8,072	\$8,173	\$8,275	\$8,379	\$8,484
Other Revenues									
Other Non-Operating Revenue	\$3,324	\$2,168	\$2,168	\$3,233	\$3,248	\$3,263	\$3,278	\$3,292	\$3,305
Operating Grants	\$0	\$0	\$0	\$0	\$0	\$0	\$0	\$0	\$0
Build America Bond Interest Income	\$1,984	\$2,080	\$2,080	\$1,619	\$1,571	\$1,520	\$1,466	\$1,407	\$1,345
Rentals--Non-City	\$708	\$656	\$656	\$672	\$689	\$706	\$724	\$742	\$760
Other Operating Revenues	\$4,731	\$2,083	\$2,083	\$4,226	\$4,332	\$4,441	\$4,552	\$4,665	\$4,781
Capital Grants and Contributions	\$6,210	\$6,115	\$6,115	\$8,200	\$8,405	\$8,615	\$8,830	\$9,051	\$9,277
Public Works Loan Proceeds	\$0	\$0	\$0	\$0	\$0	\$0	\$0	\$0	\$0
Transfers from Construction Fund	\$27,000	\$60,626	\$60,626	\$39,083	\$39,944	\$25,547	\$35,557	\$25,947	\$25,463
Op Transfer In - Rev Stab Subfund	(\$2,518)	\$1,200	\$1,200	\$0	\$0	\$0	\$0	\$0	\$0
Op Transfer In - Rev Stab Subfund - BPA Acct	\$0	\$100	\$100	\$0	\$0	\$0	\$0	\$0	\$0
Reimbursements									
Reimbursement for External Activities	\$0	\$0	\$0	\$0	\$0	\$0	\$0	\$0	\$0
Call Center Reimbursement from SCL	\$2,200	\$2,620	\$2,620	\$2,287	\$2,442	\$2,554	\$2,681	\$2,779	\$2,889
GF - Public Fire Hydrant Reimbursement	\$9,633	\$10,036	\$10,036	\$10,247	\$14,705	\$15,383	\$15,884	\$16,504	\$17,357
Source of Funds Total	\$322,434	\$359,401	\$359,401	\$335,740	\$347,142	\$345,509	\$372,583	\$371,243	\$385,603
Expenditures									
CIP									
Distribution	(\$28,976)	(\$34,137)	(\$34,137)	(\$31,095)	(\$39,121)	(\$40,891)	(\$50,752)	(\$58,247)	(\$61,865)
Transmission	(\$2,127)	(\$15,612)	(\$15,612)	(\$20,129)	(\$10,560)	(\$8,809)	(\$17,325)	(\$18,942)	(\$14,664)
Watershed Stewardship	(\$516)	(\$1,290)	(\$1,290)	(\$298)	(\$431)	(\$478)	(\$1,037)	(\$317)	(\$529)
Water Quality & Treatment	(\$439)	(\$9,525)	(\$9,525)	(\$13,214)	(\$5,516)	(\$10,375)	(\$26,738)	(\$6,200)	(\$1,100)
Water Resources	(\$3,169)	(\$8,464)	(\$8,464)	(\$12,031)	(\$8,405)	(\$6,968)	(\$3,308)	(\$2,722)	(\$3,362)
Habitat Conservation Program	(\$646)	(\$3,488)	(\$3,488)	(\$1,474)	(\$1,214)	(\$1,822)	(\$1,716)	(\$1,150)	(\$1,033)
Shared Cost Projects	(\$12,968)	(\$37,740)	(\$37,740)	(\$33,474)	(\$35,913)	(\$42,776)	(\$44,608)	(\$32,734)	(\$28,199)
Technology	(\$3,679)	(\$5,271)	(\$5,271)	(\$5,062)	(\$4,244)	(\$4,244)	(\$4,244)	(\$3,404)	(\$4,244)
CIP Subtotal	(\$52,519)	(\$115,527)	(\$115,527)	(\$116,778)	(\$105,404)	(\$116,363)	(\$149,727)	(\$123,715)	(\$114,996)
O&M									
General Expense	(\$137,221)	(\$149,486)	(\$149,486)	(\$147,339)	(\$152,762)	(\$159,289)	(\$157,470)	(\$165,632)	(\$175,725)
Leadership and Administration	(\$52,873)	(\$57,872)	(\$57,872)	(\$58,113)	(\$60,994)	(\$63,695)	(\$67,579)	(\$74,659)	(\$79,248)
Utility Services and Operations	(\$53,445)	(\$66,671)	(\$66,671)	(\$68,202)	(\$71,095)	(\$75,369)	(\$78,620)	(\$81,524)	(\$85,141)
O&M subtotal	(\$243,539)	(\$274,028)	(\$274,028)	(\$273,655)	(\$284,852)	(\$298,354)	(\$303,669)	(\$321,815)	(\$340,113)
Total Expenditures	(\$296,058)	(\$389,555)	(\$389,555)	(\$390,433)	(\$390,256)	(\$414,716)	(\$453,396)	(\$445,530)	(\$455,109)
Technical Adjustments	\$5,459	\$103,155	\$103,155	\$39,693	\$28,114	\$69,207	\$80,812	\$74,287	\$69,506
Ending Fund Balance (Operating Cash)	\$127,306	\$105,000	\$105,000	\$90,000	\$75,000	\$75,000	\$75,000	\$75,000	\$75,000
Additional Water LOB Reserves									
Bond Reserve Account	\$20,884	\$25,564	\$20,884	\$26,149	\$31,415	\$36,680	\$47,945	\$59,210	\$59,210
Revenue Stabilization Fund	\$59,077	\$47,504	\$59,668	\$60,264	\$60,867	\$61,476	\$62,090	\$62,711	\$63,338
BPA Account	\$488	\$290	\$290	\$195	\$100	\$0	\$0	\$0	\$0
Planning Reserve	\$3,566	\$3,531	\$3,601	\$3,637	\$3,674	\$3,711	\$3,748	\$3,785	\$3,823
Total Reserves	\$84,015	\$76,889	\$84,443	\$90,246	\$96,055	\$101,866	\$113,783	\$125,706	\$126,371
Water LOB - Total Ending Balance	\$211,321	\$181,889	\$189,443	\$180,246	\$171,055	\$176,866	\$188,783	\$200,706	\$201,371

Footnotes for CBO Only - Provide notes to explain changes

¹ SPU will not show revised amounts due to changes not being legislated before submittal.

² SPU would prefer not to show capital carryforwards currently captured in PeopleSoft. Capital budgeting is annual, most carryforward is abandoned. Due to process delays this year, abandonments will not happen before 4Q.

³ SPU will capture AWI carryforwards and operating reductions as legislated in the financial plans included with the Adopted Budget Book.

Footnotes for the 2019-2020 Proposed Budget Book - These notes will be printed in the 6-year Financial Plans in the 2019-2020 Proposed Budget

¹ "Source of Funds Total" includes transfer from the Construction Fund. Revenue Total in Proposed Budget pages includes construction fund transfers within the "Use of Fund Balance" account.

² Technical adjustments reflect largely non-budgetary adjustments to capture timing differences between when revenues are anticipated and when they are received. This line can also reflect non-cash basis adjustments like donated capital assets.

Drainage & Wastewater Fund (44010)									
	2019	2020	2020	2021	2022	2023	2024	2025	2026
Amounts in \$1,000s	Actual	Adopted	Revised	Proposed	Projected	Projected	Projected	Projected	Projected
<u>Drainage & Wastewater Fund Beginning Balance</u>									
Beginning Fund Balance	\$184,600	\$230,624	\$230,624	\$186,760	\$128,574	\$97,041	\$100,171	\$114,318	\$113,792
Technical Adjustments	\$0	\$0	\$0	\$0	\$0	\$0	\$0	\$0	\$0
<i>Revised Beginning Fund Balance</i>	\$184,600	\$230,624	\$230,624	\$186,760	\$128,574	\$97,041	\$100,171	\$114,318	\$113,792
<u>Sources of Funds</u>									
<u>Rate Revenue</u>									
Wastewater Utility Services	\$304,248	\$316,597	\$316,597	\$314,332	\$342,680	\$371,020	\$380,233	\$405,097	\$409,326
Drainage Utility Services	\$142,031	\$152,715	\$152,715	\$166,927	\$178,631	\$189,780	\$201,458	\$209,442	\$223,556
<u>Fees</u>									
Side Sewer Permit Fees	\$1,832	\$1,832	\$1,832	\$1,832	\$1,832	\$1,832	\$1,832	\$1,832	\$1,832
Drainage Permit Fees	\$519	\$519	\$519	\$519	\$519	\$519	\$519	\$519	\$519
<u>Other Revenues</u>									
Other Operating Revenues	\$3,563	\$3,631	\$3,631	\$3,579	\$3,541	\$3,532	\$3,332	\$3,407	\$3,486
Build America Bond Interest Income	\$1,686	\$1,686	\$1,686	\$1,686	\$1,686	\$1,686	\$1,686	\$1,686	\$1,686
Capital Grants and Contributions (excluding donated assets)	\$3,984	\$1,736	\$1,736	\$1,736	\$1,736	\$1,736	\$1,779	\$1,824	\$1,869
Operating Grants	\$2,398	\$1,598	\$1,598	\$1,598	\$1,598	\$1,598	\$1,638	\$1,679	\$1,721
Transfer from Construction Fund	\$67,815	\$154,439	\$154,439	\$44,454	\$53,661	\$70,351	\$89,935	\$109,951	\$133,082
<u>Reimbursements</u>									
Call Center Reimbursement from SCL	\$2,267	\$2,243	\$2,243	\$2,215	\$2,366	\$2,475	\$2,598	\$2,693	\$2,799
King County Reimbursement	\$4,208	\$34,026	\$34,026	\$43,083	\$32,776	\$18,616	\$13,803	\$4,608	\$3,364
GIS Reimbursement	\$0	\$2,948	\$2,948	\$0	\$0	\$0	\$0	\$0	\$0
WIFIA Reimbursement	\$0	\$0	\$15,000	\$75,040	\$61,326	\$61,835	\$44,906	\$2,437	\$0
Public Works Transfer Fund	\$0	\$0	\$4,000	\$6,000	\$0	\$0	\$0	\$0	\$0
<i>Source of Funds Total</i>	\$534,552	\$673,972	\$692,972	\$663,002	\$682,354	\$724,981	\$743,720	\$745,176	\$783,239
<u>Expenditures</u>									
<u>CIP</u>									
Protection of Beneficial Uses	(\$5,708)	(\$22,274)	(\$22,274)	(\$21,139)	(\$46,286)	(\$42,151)	(\$35,025)	(\$32,132)	(\$29,718)
Sediments	(\$3,252)	(\$3,482)	(\$3,482)	(\$3,867)	(\$4,579)	(\$4,340)	(\$7,287)	(\$16,686)	(\$13,594)
Combined Sewer Overflows	(\$30,182)	(\$121,148)	(\$121,148)	(\$134,109)	(\$102,542)	(\$87,578)	(\$77,503)	(\$28,960)	(\$19,529)
Rehabilitation	(\$35,653)	(\$40,044)	(\$40,044)	(\$38,268)	(\$43,269)	(\$37,440)	(\$36,112)	(\$36,495)	(\$44,775)
Flooding, Sewer Backup & Lndsl	(\$11,088)	(\$37,252)	(\$37,252)	(\$42,899)	(\$19,760)	(\$14,004)	(\$15,904)	(\$35,504)	(\$52,640)
Shared Cost Projects	(\$8,052)	(\$41,607)	(\$41,607)	(\$32,957)	(\$37,993)	(\$31,361)	(\$22,165)	(\$20,571)	(\$24,489)
Technology	(\$3,379)	(\$4,219)	(\$4,219)	(\$5,151)	(\$4,299)	(\$4,299)	(\$4,299)	(\$4,299)	(\$4,299)
<i>CIP Subtotal</i>	(\$97,314)	(\$270,026)	(\$270,026)	(\$278,390)	(\$258,729)	(\$221,174)	(\$198,295)	(\$174,647)	(\$189,044)
<u>O&M</u>									
General Expense	(\$291,876)	(\$311,679)	(\$311,679)	(\$332,921)	(\$341,192)	(\$370,028)	(\$381,274)	(\$421,361)	(\$439,158)
Leadership and Administration	(\$49,349)	(\$63,379)	(\$63,379)	(\$62,544)	(\$66,284)	(\$69,786)	(\$74,126)	(\$81,752)	(\$86,908)
Utility Services and Operations	(\$52,896)	(\$61,791)	(\$61,791)	(\$70,120)	(\$72,974)	(\$77,268)	(\$80,710)	(\$83,727)	(\$87,063)
<i>O&M Subtotal</i>	(\$394,120)	(\$436,849)	(\$436,849)	(\$465,586)	(\$480,449)	(\$517,081)	(\$536,110)	(\$586,840)	(\$613,129)
<i>Total Expenditures</i>	(\$491,434)	(\$706,875)	(\$706,875)	(\$743,975)	(\$739,178)	(\$738,255)	(\$734,405)	(\$761,487)	(\$802,172)
Technical Adjustments	\$2,907	(\$31,366)	(\$29,961)	\$22,788	\$25,291	\$16,405	\$4,832	\$15,784	\$15,732
<i>Ending Fund Balance (Operating Cash)</i>	\$230,624	\$166,355	\$186,760	\$128,574	\$97,041	\$100,171	\$114,318	\$113,792	\$110,590
<u>Additional Drainage & Wastewater LOB Reserves</u>									
Bond Reserve Account	\$30,872	\$37,516	\$37,516	\$38,266	\$43,202	\$49,534	\$56,746	\$65,338	\$75,624
<i>Total Reserves</i>	\$30,872	\$37,516	\$37,516	\$38,266	\$43,202	\$49,534	\$56,746	\$65,338	\$75,624
<i>Drainage & Wastewater - Total Ending Balance</i>	\$261,497	\$203,871	\$203,659	\$174,971	\$133,982	\$146,960	\$157,208	\$175,442	\$188,488

Footnotes for CBO Only - Provide notes to explain changes

1 SPU will not show revised amounts due to changes not being legislated before submittal.

2 SPU would prefer not to show capital carryforwards currently captured in PeopleSoft. Capital budgeting is annual, most carryforward is abandoned. Due to process delays this year, abandonments will not happen before 4Q.

3 SPU will capture AWI carryforwards and operating reductions as legislated in the financial plans included with the Adopted Budget Book.

Footnotes for the 2019-2020 Proposed Budget Book - These notes will be printed in the 6-year Financial Plans in the 2019-2020 Proposed Budget

¹ Source of Funds Total: Figure shown here includes Transfers From Construction Fund, reimbursements from King County, WIFIA, and Public Works Transfer Fund. Revenue total in Proposed Budget section captures all these reimbursements and transfers under "Use of Fund Balance."

² Technical adjustments reflect largely non-budgetary adjustments to capture timing differences between when revenues are anticipated and when they are received. This line can also reflect non-cash basis adjustments like donated capital assets.

Solid Waste Fund (45010)

Amounts in \$1,000s	2019 Actual	2020 Adopted	2020 Revised	2021 Proposed	2022 Projected	2023 Projected	2024 Projected	2025 Projected	2026 Projected
Revised Beginning Fund Balance - Department Managed Funds									
Beginning Fund Balance	\$60,052	\$70,433	\$70,433	\$69,346	\$58,304	\$39,974	\$39,812	\$46,618	\$55,716
Technical Adjustments	\$0	\$0	\$0	\$0	\$0	\$0	\$0	\$0	\$0
Revised Beginning Fund Balance	\$60,052	\$70,433	\$70,433	\$69,346	\$58,304	\$39,974	\$39,812	\$46,618	\$55,716
Sources of Funds									
Rate Revenue									
Recycling Processing Revenues	\$2,831	\$1,856	\$1,856	\$2,823	\$3,804	\$4,812	\$5,973	\$6,099	\$6,238
Commercial Services	\$66,672	\$65,849	\$65,849	\$69,011	\$71,187	\$72,865	\$74,665	\$76,356	\$78,067
Residential Services	\$139,388	\$138,440	\$138,440	\$142,494	\$147,371	\$151,448	\$155,623	\$160,086	\$164,637
Recycling and Disposal Station Charges	\$15,298	\$13,136	\$13,136	\$13,356	\$13,752	\$14,073	\$14,528	\$14,752	\$15,133
Other Misc	\$994	\$1,656	\$1,656	\$1,744	\$1,688	\$1,774	\$1,858	\$1,853	\$1,879
Other Revenues									
Other Nonoperating Revenue	\$2,876	\$862	\$862	\$848	\$743	\$549	\$543	\$626	\$738
Operating Fees, Contributions and grants	\$124	\$100	\$100	\$100	\$100	\$100	\$100	\$100	\$100
Other Operating Revenue	\$0	\$0	\$0	\$0	\$0	\$0	\$0	\$0	\$0
Transfers from Construction Fund	\$6,185	\$2,629	\$2,629	\$0	\$0	\$0	\$0	\$0	\$0
Op Transfer In - Rev Stab Subfund	\$0	\$0	\$0	\$0	\$0	\$0	\$0	\$0	\$0
Reimbursements									
Call Center Reimbursement from SCL	\$2,200	\$2,556	\$2,556	\$2,287	\$2,442	\$2,554	\$2,681	\$2,779	\$2,889
KC Reimb for Local Hzrd Waste Mgt Prgm	\$3,555	\$3,417	\$3,417	\$4,005	\$4,164	\$4,310	\$4,461	\$4,617	\$4,778
Source of Funds Total	\$240,122	\$230,501	\$230,501	\$236,668	\$245,251	\$252,485	\$260,432	\$267,268	\$274,460
Expenditures									
CIP									
New Facilities	(\$4,775)	(\$18,442)	(\$18,442)	(\$19,250)	(\$27,700)	(\$11,320)	(\$1,300)	(\$555)	(\$14)
Rehabilitation and Heavy Equipment	(\$623)	(\$8,390)	(\$8,390)	(\$1,220)	(\$650)	(\$700)	(\$625)	(\$550)	(\$150)
Shared Cost Projects	(\$3,035)	(\$2,317)	(\$2,317)	(\$2,842)	(\$2,640)	(\$1,939)	(\$1,606)	(\$1,398)	(\$1,191)
Technology	(\$1,832)	(\$1,710)	(\$1,710)	(\$1,988)	(\$1,508)	(\$1,508)	(\$1,508)	(\$1,508)	(\$1,508)
CIP Subtotal	(\$10,265)	(\$30,859)	(\$30,859)	(\$25,299)	(\$32,498)	(\$15,466)	(\$5,039)	(\$4,011)	(\$2,862)
O&M									
General Expense	(\$154,637)	(\$159,208)	(\$159,208)	(\$166,465)	(\$172,610)	(\$174,516)	(\$186,853)	(\$192,159)	(\$199,231)
Leadership and Administration	(\$18,891)	(\$22,159)	(\$22,159)	(\$18,641)	(\$19,513)	(\$19,945)	(\$21,179)	(\$22,996)	(\$24,448)
Utility Services and Operations	(\$27,486)	(\$30,980)	(\$30,980)	(\$33,831)	(\$36,328)	(\$38,372)	(\$39,951)	(\$41,391)	(\$43,974)
O&M Subtotal	(\$201,014)	(\$212,348)	(\$212,348)	(\$218,937)	(\$228,451)	(\$232,833)	(\$247,983)	(\$256,546)	(\$267,653)
Total Expenditures	(\$211,279)	(\$243,207)	(\$243,207)	(\$244,236)	(\$260,948)	(\$248,299)	(\$253,021)	(\$260,556)	(\$270,516)
Technical Adjustments	(\$18,463)	\$11,619	\$11,619	(\$3,474)	(\$2,632)	(\$4,349)	(\$604)	\$2,386	\$3,230
Ending Fund Balance (Operating Cash)	\$70,433	\$69,346	\$69,346	\$58,304	\$39,974	\$39,812	\$46,618	\$55,716	\$62,891
Additional Solid Waste LOB Reserves									
Bond Reserve Account	\$9,831	\$9,831	\$9,831	\$9,831	\$9,831	\$9,831	\$9,831	\$9,831	\$9,831
Revenue Stabilization Fund	\$37,307	\$36,397	\$36,397	\$36,459	\$36,459	\$36,459	\$36,459	\$36,459	\$36,459
Planning Reserve	\$0	\$0	\$0	\$0	\$0	\$0	\$0	\$0	\$0
Total Reserves	\$47,138	\$46,228	\$46,228	\$46,290	\$46,290	\$46,290	\$46,290	\$46,290	\$46,290
Solid Waste LOB - Total Ending Balance	\$117,571	\$115,574	\$115,574	\$104,594	\$86,264	\$86,102	\$92,908	\$102,006	\$109,181

Footnotes for CBO Only - Provide notes to

1 SPU will not show revised amounts due to changes not being legislated before submittal.

2 SPU would prefer not to show capital carryforwards currently captured in PeopleSoft. Capital budgeting is annual, most carryforward is abandoned. Due to process delays this year, abandonments will not happen before 4Q.

3 SPU will capture AWI carryforwards and operating reductions as legislated in the financial plans included with the Adopted Budget Book.

Footnotes for the 2019-2020 Proposed Budget Book - These notes will be printed in the 6-year Financial Plans in the 2019-2020 Proposed Budget

¹ Source of Funds Total: Figure shown here does not include "Use of Fund Balance." Revenue total in Proposed Budget book pages include these amounts.

² Technical adjustments reflect largely non-budgetary adjustments to capture timing differences between when revenues are anticipated and when they are received. This line can also reflect non-cash basis adjustments like donated capital assets.

Construction and Inspections Fund (48100)

Amounts in \$1,000s	2019 Actuals	2020 Adopted	2020 Revised	2021 Proposed	2022 Projected	2023 Projected	2024 Projected
Beginning Fund Balance	\$ 20,901	\$ 77,795	\$ 83,579	\$ 68,566	\$ 50,332	\$ 39,711	\$ 45,741
Technical Adjustments	\$ 49,677	\$ -	\$ -	\$ -	\$ -	\$ -	\$ -
Revised Beginning Fund Balance	\$ 70,577	\$ 77,795	\$ 83,579	\$ 68,566	\$ 50,332	\$ 39,711	\$ 45,741
Sources of Funds							
Contingent Budget Authority Offset	\$ -	\$ 8,064	\$ 8,064	\$ 8,064	\$ 8,064	\$ 8,064	\$ 8,064
Boiler	\$ 910	\$ 1,376	\$ 1,376	\$ 1,432	\$ 1,477	\$ 1,525	\$ 1,577
Building Development	\$ 39,045	\$ 37,678	\$ 30,814	\$ 28,907	\$ 33,847	\$ 43,171	\$ 38,542
Electrical	\$ 9,329	\$ 8,566	\$ 6,797	\$ 6,241	\$ 7,366	\$ 9,604	\$ 8,787
Elevator	\$ 4,489	\$ 4,702	\$ 4,702	\$ 4,606	\$ 4,775	\$ 5,149	\$ 5,695
Grant Revenues	\$ 23	\$ -	\$ -	\$ -	\$ -	\$ -	\$ -
Interest	\$ 2,494	\$ 1,176	\$ 1,176	\$ 1,176	\$ 1,176	\$ 1,176	\$ 1,176
Land Use	\$ 12,704	\$ 11,249	\$ 9,742	\$ 9,188	\$ 10,947	\$ 14,409	\$ 13,406
Noise	\$ 598	\$ 550	\$ 578	\$ 424	\$ 505	\$ 665	\$ 618
Other Miscellaneous Revenues	\$ 1,361	\$ 2,098	\$ 2,119	\$ 2,119	\$ 2,135	\$ 2,153	\$ 2,171
Refrigeration & Furnace	\$ 1,881	\$ 1,733	\$ 1,413	\$ 1,073	\$ 1,328	\$ 1,831	\$ 1,684
Rental Registration & Inspection Ordinance	\$ 2,015	\$ 1,837	\$ 1,837	\$ 3,164	\$ 2,198	\$ 3,504	\$ 2,442
Signs	\$ 597	\$ 578	\$ 639	\$ 639	\$ 659	\$ 681	\$ 704
Site Review & Development	\$ 3,480	\$ 4,658	\$ 2,756	\$ 2,608	\$ 3,146	\$ 4,148	\$ 3,957
SPU MOA for Side Sewer & Drainage	\$ 2,271	\$ 1,200	\$ 2,000	\$ 2,000	\$ 2,000	\$ 2,000	\$ 2,000
Source of Funds Total	\$ 81,197	\$ 85,466	\$ 74,014	\$ 71,641	\$ 79,625	\$ 98,081	\$ 90,825
Expenditures							
Compliance	\$ (3,180)	\$ (3,811)	\$ (3,994)	\$ (3,886)	\$ (3,879)	\$ (3,957)	\$ (4,036)
Government Policy, Safety & Support	\$ (1,114)	\$ (1,447)	\$ (1,314)	\$ (1,360)	\$ (1,358)	\$ (1,385)	\$ (1,413)
Inspections	\$ (20,996)	\$ (25,308)	\$ (25,320)	\$ (26,388)	\$ (26,399)	\$ (26,927)	\$ (27,465)
Land Use Services	\$ (16,755)	\$ (23,230)	\$ (23,048)	\$ (24,008)	\$ (23,946)	\$ (24,425)	\$ (24,914)
Leadership and Administration	\$ (48)	\$ (29)	\$ (29)	\$ -	\$ (422)	\$ (431)	\$ (440)
Permit Services	\$ (21,544)	\$ (28,423)	\$ (28,660)	\$ (29,075)	\$ (28,978)	\$ (29,558)	\$ (30,149)
Process Improvements and Technology	\$ (4,558)	\$ (5,153)	\$ (6,663)	\$ (5,158)	\$ (5,263)	\$ (5,368)	\$ (5,475)
Total Expenditures	\$ (68,195)	\$ (87,401)	\$ (89,027)	\$ (89,875)	\$ (90,246)	\$ (92,051)	\$ (93,892)
Ending Fund Balance	\$ 83,579	\$ 75,860	\$ 68,566	\$ 50,332	\$ 39,711	\$ 45,741	\$ 42,674
Reserves*							
Core Staffing	\$ (25,926)	\$ (31,040)	\$ (31,040)	\$ (25,926)	\$ (25,926)	\$ (25,926)	\$ (25,926)
Process Improvements and Technology	\$ (3,900)	\$ (5,200)	\$ (5,200)	\$ (3,900)	\$ (3,900)	\$ (3,900)	\$ (3,900)
Tenant Improvements	\$ (2,116)	\$ (3,156)	\$ (3,156)	\$ (2,116)	\$ (2,116)	\$ (2,116)	\$ (2,116)
90-Day Operating Reserve	\$ (15,931)	\$ (16,807)	\$ (16,807)	\$ (15,931)	\$ (6,931)	\$ (6,931)	\$ (6,931)
Planning Reserve	\$ -	\$ -	\$ -	\$ -	\$ -	\$ -	\$ -
Total Reserves	\$ (47,873)	\$ (56,203)	\$ (56,203)	\$ (47,873)	\$ (38,873)	\$ (38,873)	\$ (38,873)
Ending Unreserved Fund Balance	\$ 35,707	\$ 19,657	\$ 12,363	\$ 2,459	\$ 838	\$ 6,868	\$ 3,802

* SDCI intends to fully fund the reserves in 2021 and beyond pending sufficient fund balance. In order to show an Ending Unreserved Fund Balance above \$0, the Projected Reserve balances have been reduced for planning purposes.

Finance and Administrative Services Fund (50300)

Amounts in \$1,000s	2019 Actuals	2020 Adopted	2020 Revised	2021 Proposed	2022 Projected	2023 Projected	2024 Projected
<u>Revised Beginning Fund Balance</u>							
Beginning Fund Balance	24,653	4,491	14,485	123	1,286	2,174	2,184
Technical Adjustments	(15,042)	0					
Held in Escrow	(215)						
<i>Revised Beginning Fund Balance</i>	9,395	4,491	14,485	123	1,286	2,174	2,184
<u>Sources of Funds</u>							
General Fund Support	14,001	14,428	13,831	12,274	11,368	11,595	11,827
Revenues from Other City Departments	142,281	143,777	142,722	161,994	163,799	167,075	170,416
External Revenues	7,536	7,101	5,397	4,292	4,848	4,945	5,044
Capital Improvements *	16,436	3,500	3,500	7,038	3,500	3,500	3,500
<u>Budget Adjustments</u>							
Q2 Supplemental Adjustments			6,412	0	0	0	0
Q3 Supplemental Adjustments			4,300				
Q4 Interfund Loan for emergency spending			10,288				
FAS Carryforward CIP revenues			10,152	0	0	0	0
<i>Source of Funds Total</i>	180,254	168,806	196,602	185,598	183,514	187,115	190,787
<u>Expenditures</u>							
Budget and Central Services	(2,746)	(3,828)	(4,110)	(2,486)	(2,506)	(2,569)	(2,633)
Fleet Services	(37,205)	(42,918)	(40,207)	(41,572)	(38,226)	(39,182)	(40,161)
Facility Services	(77,592)	(81,620)	(88,302)	(87,128)	(87,073)	(89,250)	(91,482)
Financial Services	(24,384)	(23,401)	(24,429)	(31,524)	(33,760)	(34,604)	(35,469)
City Purchasing and Contracting Services	(9,397)	(10,903)	(12,501)	(10,850)	(10,825)	(11,096)	(11,373)
Office of Constituent Services	(5,988)	(7,057)	(7,762)	(6,725)	(6,735)	(6,904)	(7,111)
Capital Improvements *	(17,852)	(3,500)	(12,652)	(4,150)	(3,500)	(3,500)	(3,500)
Emergency Response			(21,000)				
<u>Budget Adjustments</u>							
2019 Encumbrance CFD's				0	0	0	0
2019 Annual Wage Increase Carryforward				0	0	0	0
2019 Special Carryforward				0	0	0	0
2019 Grant/Svc Contract/Capital Expenditure CFD's							
<i>Total Expenditures</i>	(175,164)	(173,227)	(210,963)	(184,435)	(182,627)	(187,105)	(191,729)
<i>Ending Fund Balance</i>	14,485	70	123	1,286	2,174	2,184	1,242
<u>Financial Reserves</u>							
2019 Encumbrance CFD's	(3,291)						
2019 Special Carryforward	(7,380)						
2019 Grant/Svc Contract/Capital CF	13,307						
Revenues							
2019 Grant/Svc Contract/Capital Expenditure CFD's	(13,307)						
Annual Wage Increase	(1,873)						
Reserve for Capital Expenditures ¹			(1,500)				
Reserve for HCM Debt Service ²				(2,888)			
<i>Total Reserves</i>	(12,544)	0	(1,500)	(2,888)	0	0	0
<i>Ending Unreserved Fund Balance</i>	1,940	70	(1,377)	(1,602)	2,174	2,184	1,242

1. This is capital expense that will be needed in 2021.

Fleet Capital Fund (50321)

Amounts in \$1,000s	2019 Actuals	2020 Adopted	2020 Revised	2021 Proposed	2022 Projected	2023 Projected	2024 Projected
<u>Revised Beginning Fund Balance</u>							
Beginning Fund Balance	114,495	4,353	17,500	6,696	13,013	20,824	21,064
Technical Adjustments	(103,451)	0					
<i>Revised Beginning Fund Balance</i>	11,044	4,353	17,500	6,696	13,013	20,824	21,064
<u>Sources of Funds</u>							
General Fund Support	0	494	494	0	0	0	0
Revenues from Other City Departments	19,406	20,391	20,391	20,044	20,322	20,679	21,231
Investment Earnings	383	0	0	0	0	0	0
Gain/(Loss) on Sale of Fixed Assets	1,737	1,296	1,296	773	887	0	0
<i>Source of Funds Total</i>	21,525	22,181	22,181	20,818	21,209	20,679	21,231
<u>Expenditures</u>							
Fleet Capital Program	(15,069)	(24,053)	(21,210)	(14,500)	(13,398)	(20,439)	(30,726)
<u>Budget Adjustments</u>							
<i>2019 Encumbrance CFD's</i>			(11,775)	0	0	0	0
<i>Total Expenditures</i>	(15,069)	(24,053)	(32,985)	(14,500)	(13,398)	(20,439)	(30,726)
<i>Ending Fund Balance</i>	17,500	2,481	6,696	13,013	20,824	21,064	11,569
<u>Financial Reserves</u>							
<i>2019 Encumbrance CFD's</i>	(11,775)						
<u>Planning Reserves</u>							
<i>Reserves against Fund Balance</i>	(5,725)	(2,481)	(6,696)	(13,013)	(20,824)	(21,064)	(11,569)
<i>Total Reserves</i>	(17,500)	(2,481)	(6,696)	(13,013)	(20,824)	(21,064)	(11,569)
<i>Ending Unreserved Fund Balance</i>	0	0	0	0	0	0	0

Asset Preservation Fund (50322)

Amounts in \$1,000s	2019 Actuals	2020 Adopted	2020 Legislated	2020 Revised	2021 Proposed	2022 Projected	2023 Projected	2024 Projected
Revised Beginning Fund Balance								
Beginning Fund Balance	10,230	492	9,830	9,830	737	737	737	737
Technical Adjustments	132	0						
<i>Revised Beginning Fund Balance</i>	10,362	492	9,830	9,830	737	737	737	737
Sources of Funds								
Transfer from FAS Facilities	4,000	4,000	4,000	4,000	4,000	4,000	4,000	4,000
Investment Earnings	262	0	0	0	0	0	0	0
<i>Source of Funds Total</i>	4,262	4,000	4,000	4,000	4,000	4,000	4,000	4,000
Expenditures								
Asset Preservation Schedule 1 Facilities	(3,547)	(2,152)	(2,152)	(2,152)	(2,152)	(2,152)	(2,152)	(2,152)
Asset Preservation Schedule 2 Facilities	(1,247)	(1,848)	(1,848)	(1,848)	(1,848)	(1,848)	(1,848)	(1,848)
Budget Adjustments								
2019 Grant/Svc Contract/Capital CFD's			(9,075)	(9,075)	0	0	0	0
AWI Carryforward			(18)	(18)	0	0	0	0
<i>Total Expenditures</i>	(4,794)	(4,000)	(13,094)	(13,094)	(4,000)	(4,000)	(4,000)	(4,000)
<i>Ending Fund Balance</i>	9,830	492	737	737	737	737	737	737
Financial Reserves								
2019 Grant/Svc Contract/Capital Expenditure CFD's	(9,075)							
Planning Reserves								
Reserves against Fund Balance	(755)	(492)	(737)	(737)	(737)	(737)	(737)	(737)
<i>Total Reserves</i>	(9,830)	(492)	(737)	(737)	(737)	(737)	(737)	(737)
<i>Ending Unreserved Fund Balance</i>	0	0	0	0	0	0	0	0

Information Technology Fund (50410)

Amounts in \$1,000s	2019 Actuals	2020 Adopted	2020 Revised	2021 Proposed	2022 Projected	2023 Projected	2024 Projected
Revised Beginning Fund Balance							
Beginning Fund Balance	58,825	25,829	85,949	18,733	14,234	15,310	16,357
Technical Adjustments	20,158	0	0	0	0	0	0
<i>Beginning Unreserved Fund Balance</i>	<i>78,984</i>	<i>25,829</i>	<i>85,949</i>	<i>18,733</i>	<i>14,234</i>	<i>15,310</i>	<i>16,357</i>
Sources of Funds							
Rates: Allocated ¹	186,046	168,267	168,267	153,789	160,286	162,756	165,571
Rates: Direct Billed ²	30,972	39,216	39,216	44,540	35,039	35,626	36,340
Billable Project Revenues ⁵	0	20,108	20,108	21,507	22,034	22,613	23,092
Bond Proceeds ⁶	15,166	19,375	21,375	27,933	14,353	0	0
ITD's Cost of Technology Consumption ⁷	10,664	9,215	9,215	9,307	10,069	10,197	10,381
Cable Fund Revenues	9,517	7,343	7,343	7,171	6,919	7,057	7,198
Non-City Agency Revenues ⁸	1,153	297	297	225	226	229	232
Interest Earnings ⁹	2,270	518	809	291	265	275	285
Budget Adjustments							
Rates: Direct Billed (2019 CIP Carryforward Items) ³	0	0	7,417	0	0	0	0
Rates: Direct Billed (2019 Operating Carryforward Items) ⁴	0	0	8,130	0	0	0	0
Revenue True-Up for 2019 Actuals ¹⁰	0	0	(3,523)	0	0	0	0
CIP Abandonment	0	0	(5,614)	0	0	0	0
2020 Expenditure Reduction (Rebate)	0	0	(9,456)	0	0	0	0
<i>Source of Funds Total</i>	<i>255,788</i>	<i>264,339</i>	<i>263,585</i>	<i>264,763</i>	<i>249,192</i>	<i>238,754</i>	<i>243,098</i>
Expenditures (2019)							
Leadership & Administration BSL	(36,801)	0	0	0	0	0	0
Engineering & Operations BSL	(75,641)	0	0	0	0	0	0
Digital Engagement BSL	(10,495)	0	0	0	0	0	0
Security, Risk & Compliance BSL	(5,386)	0	0	0	0	0	0
Applications Services BSL	(54,777)	0	0	0	0	0	0
Capital Improvement Projects BSL	(30,162)	0	0	0	0	0	0
Client Services Management BSL	(3,407)	0	0	0	0	0	0
IT Initiatives BSL	(32,154)	0	0	0	0	0	0
Expenditures - Seattle IT Re-Org (2020-)							
Leadership and Administration BSL ¹⁷	0	(32,918)	(32,918)	(25,129)	(25,452)	(25,808)	(26,331)
Technology Infrastructure BSL ¹⁷	0	(48,628)	(48,628)	(44,052)	(48,830)	(49,173)	(49,718)
Digital Workplace and Frontline Digital Services BSL	0	(42,937)	(42,937)	(40,696)	(41,687)	(42,522)	(43,374)
Digital Security & Risk BSL	0	(5,299)	(5,299)	(8,449)	(8,465)	(8,635)	(8,808)
Applications BSL	0	(106,879)	(106,879)	(108,420)	(96,212)	(98,137)	(100,101)
Capital Improvement Projects BSL	0	(32,028)	(32,028)	(37,438)	(22,385)	(8,244)	(8,472)
Client Solutions BSL	0	(5,772)	(5,772)	(5,078)	(5,085)	(5,189)	(5,295)
Budget Adjustments							
2019 Encumbrance CFD's (Legislated)	0	0	(16,656)	0	0	0	0
2019 Grant/Svc Contract/Capital CFD's	0	0	(58,611)	0	0	0	0
Legislated Carryforward	0	0	(1,398)	0	0	0	0
2020 Expenditure Reduction	0	0	9,456	0	0	0	0
2020 Q3 Supplemental ¹¹	0	0	10,869	0	0	0	0
<i>Total Expenditures</i>	<i>(248,823)</i>	<i>(274,460)</i>	<i>(330,801)</i>	<i>(269,262)</i>	<i>(248,116)</i>	<i>(237,707)</i>	<i>(242,098)</i>
<i>Ending Fund Balance</i>	<i>85,949</i>	<i>15,708</i>	<i>18,733</i>	<i>14,234</i>	<i>15,310</i>	<i>16,357</i>	<i>17,357</i>
Planning Reserves							
Continuing Appropriation and Encumbrances ¹³	(53,422)	0	0	0	0	0	0
Radio and Video Reserves	(13,993)	(6,577)	(7,106)	(6,887)	(6,645)	(6,368)	(6,065)
Computer Replacement (Law Department) ¹⁴	(155)	(271)	(187)	(271)	(99)	(199)	(302)
Planning Reserve	0	(5,000)	0	0	0	0	0
One-Time Projects ¹⁵	(9,900)	0	(9,900)	(7,100)	(7,100)	(7,100)	(7,100)
Transfer of SDCI Accela Resource ¹⁶	0	0	0	(188)	(381)	(578)	(779)
Revenue True-Up for 2018	(8,055)	0	0	0	0	0	0
Revenue True-Up for 2019 ¹⁰	(3,523)	0	0	0	0	0	0
<i>Total Reserves</i>	<i>(89,047)</i>	<i>(11,849)</i>	<i>(17,193)</i>	<i>(14,446)</i>	<i>(14,225)</i>	<i>(14,245)</i>	<i>(14,246)</i>
<i>Ending Unreserved Fund Balance</i>	<i>(3,098)</i>	<i>3,860</i>	<i>1,540</i>	<i>(212)</i>	<i>1,085</i>	<i>2,112</i>	<i>3,111</i>

Assumptions:

¹ Rates Allocated: Revenue collected from customers through allocations (i.e., ITD bills customers based on budget).

² Rates Direct Billed: Revenue collected from customers through direct billing (i.e., ITD bills customers based on actual expenses).

³ Rates Direct Billed (2019 CIP Carryforward Items): Unspent CIP budget, carried forward from FY 2019 to FY 2020, that will be direct billed to customers (i.e., ITD bills customers based on actual expenses).

⁴ Rates Direct Billed (2019 Operating Carryforward Items): Unspent operating budget, carried forward from FY 2019 to FY 2020, that will be direct billed to customers (i.e., ITD bills customers based on actual expenses).

⁵ Billable Project Revenues: Double budget appropriation for IT Project Management resources that are not assigned to specific Projects.

⁶ Bond Proceeds: Revenue received from City of Seattle General Obligation (GO) bond issuances.

⁷ ITD's Cost of Technology Consumption: ITD's consumption of ITD projects and services. Represents intra-fund (50410) revenue.

⁸ Non-City Agency Revenues: Revenue collected from Agencies outside of the City of Seattle (e.g., King County).

⁹ Interest Earnings: Revenue from the interest earned on ITD's cash balance. Interest calculation: 10-year average interest rate (1.3%) times the average of beginning and

¹⁰ Revenue True-Up for 2019: Underspending in FY 2019 allocated projects that will be transferred to the major funds in FY 2020.

¹¹ Q3 Supplemental includes CIP Abandonment.

¹² Q4 Supplemental includes one-time ITD projects.

¹³ Continuing Appropriation and Encumbrances: Includes the allocated revenues collected in FY 2019 for CIP (excluding PC-IT-C7050 'Radio Communications CIP'), Encumbrances, and Special Carryforward budgets.

¹⁴ Computer Replacement (Law Department): This reserve consists of the rates ITD collects from the Law Department each year for PC replacements. Unlike other Departments, the Law Department replaces all PCs once every five years, versus a portion each year.

¹⁵ Reserves for One-Time Projects include (\$7,100,000) for various one-time ITD projects and (\$2,800,000) to transfer funding for Human Capital Management and Budget System projects for Finance and Administrative Services (FAS).

¹⁶ Transfer of SDCI Accela Resource: anticipated revenue rebate for the transfer of an SDCI Accela resource from ITD to SDCI without associated revenues, as submitted in Change Request, 2021-22 ITD-130 Transfer SDCI Accela Resource.

¹⁷ Expenditures in the out years are reflecting the real debt service schedule in the out years instead of inflating 2%.

Firefighters' Pension Fund (61040)

Amounts in \$1,000s	2019 Actuals	2020 Adopted	2020 Revised	2021 Proposed	2022 Projected	2023 Projected	2024 Projected
<u>Revised Beginning Fund Balance</u>							
Beginning Fund Balance	7,237	8,232	10,223	9,703	9,421	8,895	8,448
Technical Adjustments	0	0					
<i>Revised Beginning Fund Balance</i>	7,237	8,232	10,223	9,703	9,421	8,895	8,448
<u>Sources of Funds</u>							
General Subfund	19,081	19,099	19,099	19,099	19,099	19,481	19,871
Fire Insurance Premium Tax	1,152	1,161	1,161	1,161	1,161	1,184	1,208
Medicare Rx Subsidy Refund	478	478	478	478	478	488	497
<i>Source of Funds Total</i>	20,712	20,738	20,738	20,738	20,738	21,153	21,576
<u>Expenditures</u>							
Death Benefits	(13)	(19)	(19)	(19)	(19)	(19)	(20)
Administration	(860)	(889)	(911)	(926)	(917)	(940)	(963)
Medical Benefits Paid	(10,758)	(12,500)	(12,500)	(12,250)	(12,500)	(12,813)	(13,133)
Pension Bfts - Paid to Members	(6,095)	(7,100)	(7,100)	(7,825)	(7,828)	(7,828)	(7,828)
Pension Bfts - Annual Transfers to Actuarial Account 61050		(728)	(728)				0
<i>Total Expenditures</i>	(17,726)	(21,236)	(21,258)	(21,020)	(21,264)	(21,600)	(21,944)
<i>Ending Fund Balance</i>	10,223	7,735	9,703	9,421	8,895	8,448	8,081
<u>Planning Reserves</u>							
Contingency Reserve	(500)	(500)	(500)	(500)	(500)	(500)	(500)
Rate Stabilization Reserve	(9,723)	(7,235)	(9,203)	(8,921)	(8,395)	(7,948)	(7,581)
<i>Total Reserves</i>	(10,223)	(7,735)	(9,703)	(9,421)	(8,895)	(8,448)	(8,081)
<i>Ending Unreserved Fund Balance</i>	0	0	0	0	0	0	0

Police Relief & Pension Fund (61060)

Amounts in \$1,000s	2019 Actuals	2020 Adopted	2020 Revised	2021 Proposed	2022 Projected	2023 Projected	2024 Projected
<u>Revised Beginning Fund Balance</u>							
Beginning Fund Balance	5,765	5,507	8,751	8,476	8,201	7,921	7,631
Technical Adjustments	(.10)	0					
<i>Revised Beginning Fund Balance</i>	5,765	5,507	8,751	8,476	8,201	7,921	7,631
<u>Sources of Funds</u>							
General Fund Transfer	25,172	25,859	25,859	25,859	25,859	26,505	27,168
Police Auction Proceeds	154	117	117	117	117	119	122
Miscellaneous	0	400	400	400	400	408	416
<i>Source of Funds Total</i>	25,326	26,376	26,376	26,376	26,376	27,033	27,706
<u>Expenditures</u>							
Death Benefits	(14)	(18)	(18)	(18)	(18)	(18)	(19)
Medical Benefits Paid	(13,700)	(15,380)	(15,380)	(15,380)	(15,380)	(15,765)	(16,159)
Pension Benefits Paid	(7,885)	(10,379)	(10,379)	(10,379)	(10,379)	(10,638)	(10,904)
Administration	(740)	(857)	(875)	(875)	(879)	(901)	(924)
<i>Total Expenditures</i>	(22,339)	(26,633)	(26,651)	(26,652)	(26,656)	(27,322)	(28,005)
<i>Ending Fund Balance</i>	8,751	5,250	8,476	8,201	7,921	7,631	7,332
<u>Planning Reserves</u>							
Contingency Reserve	(500)	(500)	(500)	(500)	(500)	(500)	(500)
Rate Stabilization Reserve	(8,251)	(4,750)	(7,976)	(7,701)	(7,421)	(7,131)	(6,832)
<i>Total Reserves</i>	(8,751)	(5,250)	(8,476)	(8,201)	(7,921)	(7,631)	(7,332)
<i>Ending Unreserved Fund Balance</i>	0	0	0	0	0	0	0

Transit Benefit Fund (63000)

Amounts in \$1,000s	2019 Actuals	2020 Adopted	2020 Revised	2021 Proposed	2022 Projected	2023 Projected	2024 Projected
<u>Revised Beginning Fund Balance</u>							
Beginning Fund Balance	0	0	(5)	0	0	0	0
<i>Revised Beginning Fund Balance</i>	0	0	(5)	0	0	0	0
<u>Sources of Funds</u>							
Transit Subsidy Payments - Employer	6,475	7,113	3,228	4,996	6,086	6,238	6,394
<i>Source of Funds Total</i>	6,475	7,113	3,228	4,996	6,086	6,238	6,394
<u>Expenditures</u>							
Metro Passes	(6,480)	(7,113)	(3,223)	(4,996)	(6,086)	(6,238)	(6,394)
<i>Total Expenditures</i>	(6,480)	(7,113)	(3,223)	(4,996)	(6,086)	(6,238)	(6,394)
<i>Ending Unreserved Fund Balance</i>	(5)	0	0	0	0	0	0

Firefighters' Health Care Fund (63100)

Amounts in \$1,000s	2019 Actuals	2020 Adopted	2020 Revised	2021 Proposed	2022 Projected	2023 Projected	2024 Projected
<u>Revised Beginning Fund Balance</u>							
Beginning Fund Balance	249	2	456	(0)	(0)	(0)	(10)
Technical Adjustments	1	0					
<i>Revised Beginning Fund Balance</i>	250	2	456	(0)	(0)	(0)	(10)
<u>Sources of Funds</u>							
Employee Contributions	1,918	2,000	2,000	2,000	2,000	2,040	2,081
Miscellaneous	6	0	0	0	0	0	0
<i>Source of Funds Total</i>	1,925	2,000	2,000	2,000	2,000	2,040	2,081
<u>Expenditures</u>							
Healthcare Premiums	(1,718)	(2,000)	(2,456)	(2,000)	(2,000)	(2,050)	(2,101)
<i>Total Expenditures</i>	(1,718)	(2,000)	(2,456)	(2,000)	(2,000)	(2,050)	(2,101)
<i>Ending Fund Balance</i>	456	2	(0)	(0)	(0)	(10)	(30)
<u>Planning Reserves</u>							
Health Care Claims Reserve	(456)	(2)				10	30
<i>Total Reserves</i>	(456)	(2)	0	0	0	10	30
<i>Ending Unreserved Fund Balance</i>	0	0	0	0	0	0	0

FileLocal Agency Fund (67600)

Amounts in \$1,000s	2019 Actuals	2020 Adopted	2020 Revised	2021 Proposed	2022 Projected	2023 Projected	2024 Projected
<u>Revised Beginning Fund Balance</u>							
Beginning Fund Balance	0	40	0	0	57	69	79
Technical Adjustments	0	0					
<i>Revised Beginning Fund Balance</i>	0	40	0	0	57	69	79
<u>Sources of Funds</u>							
Agency Revenue (Labor Reimbursement)	371	422	442	422	377	385	393
<i>Source of Funds Total</i>	371	422	442	422	377	385	393
<u>Expenditures</u>							
FileLocal Agency	(371)	(436)	(436)	(365)	(365)	(375)	(384)
<u>Budget Adjustments</u>							
<i>Annual Wage Increase</i>			(6)	0	0	0	0
<i>Total Expenditures</i>	(371)	(436)	(442)	(365)	(365)	(375)	(384)
<i>Ending Fund Balance</i>	0	26	0	57	69	79	88
<i>Total Reserves</i>	0	0	0	0	0	0	0
<i>Ending Unreserved Fund Balance</i>	0	26	0	57	69	79	88

Cost Allocation Tables:

These tables provide information about how the City allocates internal service costs (i.e. overhead provided by City agencies to other City agencies) to customer agencies.

Cost Allocation

Central Service Departments and Commissions - 2020 Cost Allocation Factors

Central Service Department	Cost Allocation Factor
City Auditor	Audit hours spent on direct department projects averaged over prior two-year period.
City Budget Office	Percent of FTE time spent on cost allocation departments/funds.
Civil Service Commission	Five-year average number of cases by department.
Office of Civil Rights	Enforcement: 3-year average number of cases filed by department. RSJI: Percent of Department Trainings Policy: 100% General Fund
Office of Employee Ombud	Budgeted FTE by department.
Office of Intergovernmental Relations	Staff time and assignments by department.
Office of Sustainability and Environment	Management assessment of FTE time on work programs.
Department of Finance and Administrative Services	Various factors and allocations. See Appendix B(1) for details on services, rates, and methodologies.
Seattle Information Technology	Various factors and allocations. See Appendix B(2) for details on services, rates, and methodologies.
Law Department	Two-year average of civil attorney and paralegal service hours by department (excludes hours that are covered by direct billing via MOAs), including proportionate amount of overhead.
Legislative Department	City Clerk's Office based on number of Legislative items; Central Staff and Legislative Assistants on assignments; City Council 100% General Fund or by MOA* and City Clerk based on workload.
Seattle Department of Human Resources	Various factors and allocations. See Appendix B(3) for details on services, factors, and methodologies.
State Examiner (State Auditor)	75% by PeopleSoft data points; 25% by budgeted FTEs.
Emergency Management	Actual expenditure dollar spread.

*Memorandum of Agreement (MOA) on charges

Cost Allocation

Department of Finance and Administrative Services Billing Methodologies – B(1)

Service Provider	Org	Service Provided	Billing Methodology	Billing Method
Fleet Management Division				
Vehicle Leasing	FAD03	<ul style="list-style-type: none"> Vehicles owned by, and leased from, Fleet Services Vehicles owned directly by Utility Departments 	<ul style="list-style-type: none"> Calculated rate per month per vehicle based on three lease-rate components: 1) vehicle replacement; 2) routine maintenance; and 3) overhead. Charge for overhead only as outlined in MOUs with Utilities. 	Fleets rates.
Motor Pool	FAD04	Daily or hourly rental of City Motor Pool vehicles.	Actual vehicle usage by department per published rates. Rates vary by vehicle type and are based on time usage, with a set minimum and maximum daily charge.	Direct bill.
Vehicle Maintenance	FAD05	<ul style="list-style-type: none"> Vehicle Maintenance labor. Vehicle parts and supplies. 	<ul style="list-style-type: none"> Actual maintenance service hours, not included in the routine maintenance component of the Lease Rate (above). Billed at an hourly rate. Actual vehicle parts and supplies, used in vehicle maintenance services, and not included in the routine maintenance component of the Lease Rate (above). Billed at cost plus a percentage mark-up. 	Direct bill.
Vehicle Fuel	FAD07	Vehicle fuel from City-operated fuel sites or private vendor sites through the Voyager Fuel Card program.	Actual gallons of fuel pumped, billed at cost plus per-gallon mark-up.	Direct bill.
Facility Services				
Property Management Services	FAC03	Office & other building space.	Property Management Services for City-owned buildings.	Space rent rates.
Property Management Services	FAC03	Leased spaces.	Service agreements with commercial tenants, building owners and/or affected departments.	Direct bill.
Real Estate Services	FAC03	Real estate transactions including acquisitions, dispositions, appraisals, etc.	Applicable operating costs based on staff time per customer department.	Cost Allocation to Relevant Funds.
Facilities Maintenance	FAC04	Crafts Services: Plumbing, carpentry, HVAC, electrical, painting.	<ul style="list-style-type: none"> Regular maintenance costs included in office space rent and provided as part of space rent. Non-routine services charged directly to service user(s) at an hourly rate. 	Space rent rates; direct bill.
Janitorial Services	FAC05	Janitorial services.	Janitorial services included in rate charges for the downtown core campus buildings.	Space rent rates.
Parking Services	FAC06	Parking services.	Monthly parking costs for City vehicles are charged to department based on actual use. Hourly parking vouchers are sold to departments in advance of use, as requested. Vouchers for private tenants and personal vehicles of City staff are sold on monthly and hourly bases, as requested.	Direct bill; direct purchase

Cost Allocation

Service Provider	Org	Service Provided	Billing Methodology	Billing Method
Warehousing Services	FAC08	<ul style="list-style-type: none"> Surplus service Records storage Material storage Paper procurement 	<ul style="list-style-type: none"> Commodity type, weighting by effort and time Cubic feet and retrieval requests Number of pallets used/stored Paper usage by weight 	Cost Allocation to all relevant City Departments
Distribution Services	FAC09	<ul style="list-style-type: none"> U.S. Mail delivery Interoffice mail, special deliveries 	<ul style="list-style-type: none"> Sampling of pieces of mail delivered to client. Volume, frequency, and distance of deliveries 	Cost Allocation to all relevant City Departments
Logistics and Emergency Management	FAC10	Logistics and Emergency Management	Leads planning and procurement of supplies, security services, access management, janitorial services, warehouse operations and mail distribution to support Citywide emergency response.	Space rent rates.
Technical Services				
Capital Development and Construction Management	FAK01	<ul style="list-style-type: none"> Project management Space planning and design Move coordination 	<ul style="list-style-type: none"> Project management hours billed at actual Project Managers' hourly rates in CIP projects. Applicable indirect charges are billed based on FAS' methodology. 	Direct bill
Financial, Regulatory and Purchasing/Contracting Services				
Economics and Forecasting	FAF19	<ul style="list-style-type: none"> City economic forecasting 	Allocated to all relevant City Department based on overall City Finance Division work effort.	Cost Allocation to all relevant City Departments
Fiscal and Policy Management	FAF01	<ul style="list-style-type: none"> City financial policy and planning 		
Debt Management	FAF02	Debt financing for the City	Allocation based on historical number of bond sales	Cost Allocation to General Fund, SCL, SPU
Citywide Accounting/Payroll	FAF03 FAF04 FAF05	<ul style="list-style-type: none"> Citywide accounting services. Citywide payroll 	<ul style="list-style-type: none"> Percent of staff time by department Percent of staff time per department, with Payroll and Pension time allocated to departments based on FTEs and retirement checks, respectively. 	Citywide Accounting: Cost Allocation to Six Funds Citywide Payroll: Cost Allocation to all Department
Business Systems	FAF21	<ul style="list-style-type: none"> Maintain and develop the City-wide financial management system Govern the City-wide Financial Management Program (FinMAP) Support and enhance the City-wide HR system 	System data rows used by customer departments	Cost Allocation to all City Departments
Regulatory Compliance and Consumer Protection	FAH01	<ul style="list-style-type: none"> Verify accuracy of commercial weighing and measuring devices Enforcement of taxicab, for-hire vehicle and limousine industries. 	External fee revenue; General Fund support	External fees. The program is budgeted in General Fund
Business Licensing and Tax Administration	FAF07 FAF08	Administration, audit, and customer service for City tax codes and regulatory licenses	100% General Fund.	The program is budgeted in General Fund

Cost Allocation

Service Provider	Org	Service Provided	Billing Methodology	Billing Method
Contracting Services	FAE01	<ul style="list-style-type: none"> Provide contracting support and administration. Women and minority business development. Social equity monitoring and contract compliance. 	<ul style="list-style-type: none"> Allocation based on 3 years average of contract amounts (50%) and contract counts (50%) for all applicable services such as: Contract Admin/ADA, Compliance, and Labor Equity General Fund support. 	Cost Allocation to relevant CIP Departments Cost Allocation to General Fund
Purchasing Services	FAE02	Provide centralized procurement services, coordination and consultant services	Percent share by department for Purchasing Services based on total number of Purchase Orders issued (50%) and Blanket Contract and Purchase Order spending (50%). Percent share by department for consultant services costs based on total spending in previous two years	Cost Allocation to all relevant City Departments
Treasury Operations	FAF09 FAF12	<ul style="list-style-type: none"> Bank reconciliation, Warrant issuance Parking Meter Collections 	<ul style="list-style-type: none"> Percent share by department based on staff time Parking Meter Collection Program budgeted directly in General Fund 	Treasury Operations: Cost Allocation to all relevant City Departments Parking Meter Collection Program is budgeted in GF
Investments	FAF10	Investment of City funds	Percent share by department of annual investment earnings through the Citywide Investment Pool.	Cost Allocation to all relevant City Departments
Remittance Processing	FAF11	Processing of mail and electronic payments to Cash Receipt System	Percent share by department based on total number of weighted transactions.	Cost Allocation to General Fund, SCL and SPU
Risk Management and Claims Processing	FAF14 FAF15	Claims processing; liability claims and property/casualty program management; loss prevention/ control and contract review	Percent share by department based on number of claims/lawsuits filed (50%) and amount of claims/lawsuits paid (50%) (five-year period).	Cost Allocation all relevant City Departments
Seattle Animal Shelter				
Seattle Animal Shelter	FAI01	Animal care and animal control enforcement; spay and neuter services to the public.	External fee revenues; General Fund.	External revenues; The program is budgeted in GF
Office of Constituent Services				
Constituent Services	FAJ01	Service delivery and policy analysis, public disclosure response	Number of constituent contacts (inquiries, complaints, requests for service)	Cost Allocation all relevant City Departments
Customer Service Bureau	FAJ02	Provide information to constituents in response to inquiry or complaint	Number of constituent contacts (inquiries, complaints, requests for service)	Cost Allocation all relevant City Departments
Neighborhood Payment and Information Services	FAJ03	Payment and information services to residents (utility bills, pet licenses, traffic tickets, passports, City employment)	Percentage share by department of transaction type.	Cost Allocation to General Fund, SCL, SPU

Cost Allocation

Department of Information Technology (DoIT) Cost Allocation Methodologies – B(2)

	Budget Program	Project	Unit of Measure	Allocation	Direct Billed	Indirect
Capital Improvement Projects						
	Application Services CIP	MCIS Replacement	100% LTGO Bonds		X	
		SPD CAD Replacement	100% SPD	X		
	Enterprise Compute Svcs CIP	Computing Svc Architecture	100% LTGO Bonds		X	
	Fiber Initiatives CIP	Budgeted Fiber Init	100% PRJ		X	
		2020-2021 Annual Maintenance	100% PRJ		X	
	Seattle Channel CIP	SEA Channel Digital Upgrade	100% CF	X		
		SEA Channel Operating Capital	100% CF	X		
	Telecommunications CIP	Data Network-Hardware	100% LTGO Bonds		X	
		Telecom Redesign	100% LTGO Bonds		X	
Leadership and Administration						
	Departmental Indirect Costs	Communications	AIA Modified for L&A	X		
		Executive Team	AIA Modified for L&A	X		
		Finance	AIA Modified for L&A	X		
		General Admin Services	AIA Modified for L&A	X		
		Governance and Strategic Init	AIA Modified for L&A	X		
		Human Resources / Talent	AIA Modified for L&A	X		
		Organizational Change Mgmt	AIA Modified for L&A	X		
		Privacy	Modified AIA % with Cable Fund	X		
		Procurement and Contracting	AIA Modified for L&A	X		
		Training-Chief Of Staff	AIA Modified for L&A	X		
		Surveillance And Compliance	Modified AIA % with Cable Fund	X		
	Pooled Benefits And PTO	Leave / Time-Off	Indirect Cost Recovery			X
		Pooled Benefits	Indirect Cost Recovery			X
	Citywide Indirect Costs	Citywide Overhead	Indirect Cost Recovery			X
		Department Overhead	AIA Modified for L&A	X		
Technology Infrastructure						
	Communications Infrastructure	Data Center	# of Rack Units (RUs)	X		
		Telecom Direct Bill	Based on 2019 Wireless Actuals		X	
	Database Systems	Database Systems	AIA	X		
	Enterprise Services	Messaging Support & ID Mgmt	# of Email Accounts/O365 Accounts	X		

Cost Allocation

	Infrastructure Tools	Dept Infrastructure Maint	100% TBD	X		
		Infrastructure Tools	AIA	X		
	Network Operations	Network Infrastructure	# of Active UDS-WiFi Ports	X		
	Radio Management	Citywide Radio Ops-Direct Bill	Based on 2019 Radio Shop Installs & Mtc. Actuals		X	
		Public Safety Comm & Reserves	# of Public Safety Radios	X		
		Radio Access Infra & Reserves	# of Radios	X		
		Radio Comm Support Svcs	# of Radios	X		
		Pagers-Direct Bill	Based on 2019 Pager Actuals		X	
	Systems Engineering	Backup & Recovery	# of Backup Gigabytes	X		
		Storage-SAN	# of Storage SAN Gigabytes	X		
	Telephone Engineering	Consolidated Telecom	# of Landline Extensions	X		
		IVR & Call Center Elements	IVR 2019 Usage	X		
	Windows Systems	Platform Technologies	# of CPU + # of Memory Gigabytes X 10%	X		
		Windows Server	# of CPU + # of Memory Gigabytes X 10%	X		
Frontline Services & Workplace						
	Broadband & Community Tech	Digital Equity	100% CF	X		
		Single Pt Of Contact Sm Cell	100% SCL	X		
		Annual Tech Matching Fund	100% CF	X		
	Digital Workplace	Adobe	Proportion of Adobe Maintenance Expenditure	X		
		Digital Devices	# of Devices (Laptops & Desktops)	X		
		Digital Integration	AIA	X		
		Digital Workflow	AIA	X		
		Digital Workplace Support Svcs	# of Email Accounts/O365 Accounts	X		
		Microsoft Enterprise Agreement	Proportion of MS License Expenditures	X		
		Mobility	# of Devices (Laptops & Desktops)	X		
		Office 365	# of Email Accounts/O365 Accounts	X		
		Sharepoint Online	# of Email Accounts/O365 Accounts	X		
		Windows Enterprise	# of Devices (Laptops & Desktops)	X		
	Frontline Digital Services	Customer Engagement Apps	Other Applications Allocation-Modified	X		
		Customer Support	# of O365 Email Accts (50%) + # of Devices (50%)	X		
		IT Asset Management	AIA	X		
		IT Service Management	# of Email Accounts/O365 Accounts	X		
		Lifecycle Replacement	# of Devices (Laptops & Desktops)	X		
		Net New Computer Equip Billed	100% PRJ		X	
		Public Engagement	6-Fund % Modified based on 2017 Actuals	X		
		Seattle Channel	100% CF	X		

Cost Allocation

		Solution Desk Support Svcs	# of O365 Email Accts (50%) + # of Devices (50%)	X		
		Client Device Support Deploy	# of O365 Email Accts (50%) + # of Devices (50%)	X		
Digital Security & Risk						
	Digital Security & Risk	Compliance	AIA	X		
		Cyber Security / Risk Mgmt	AIA	X		
		Emergency Management	AIA	X		
		Security Operations	AIA	X		
Applications						
	Business Applications	CAD & RMS	# of Public Safety Radios	X		
		Customer Care Billing (CCB)	50% SCL & 50% SPU	X		
		Dept Apps Maintenance	100% TBD	X		
		E911	# of Public Safety Radios	X		
		Finance Applications-Other	Other Applications Allocation-Finance Applns.	X		
		Finance Support Svcs	% of 2019 Actual Expenditures	X		
		Hansen 8	# of Hansen 8 Licenses	X		
		HR Applications-Other	Other Applications Allocation-HR Apps	X		
		HRIS	# of Annual HRIS Paychecks	X		
		HRIS Support Svcs	# of Annual HRIS Paychecks	X		
		Maximo	# of Maximo Licenses	X		
		Work & Asset Mgmt Support Svcs	# of Licenses by Dept (Hansen 8, Maximo & WAMS)	X		
		Work & Asset Mgmt Systems	# of WAMS Licenses	X		
		Youth Opportunity Portal	Youth Opportunity	X		
		Business License & Taxes	100% FAS	X		
		Fire & Police Support Svcs	# of Public Safety Radios	X		
		Work & Asset Mgmt Apps-Other	Other Applications Allocation-WAMS	X		
	Department IT Initiatives	Business Applications Svcs	100% PRJ		X	
		Client Solutions Svcs	100% PRJ		X	
		Digital Workplace Svcs	100% PRJ		X	
		FAS CPIMS Assessment	100% FAS		X	
		FAS Risk Mgmt Info Syst-RMIS	100% FAS		X	
		HSD Internal Operating Init	100% HSD	X		
		Platform Application Svcs	100% PRJ		X	
		SCL NERC Cyber Security	100% SCL		X	
		SDCI Budgeted Init	100% SDCI		X	
		SDOT Budgeted IT Init	100% SDOT		X	
		Service Modernization Svcs	100% PRJ		X	
		SPD Internal Operating Init	100% SPD	X		
		SPU Budgeted IT Init	100% SPU		X	
		Technology Infrastructure Svcs	100% PRJ		X	
		Frontline Digital Svcs	100% PRJ		X	

Cost Allocation

		SCL Budgeted IT Init	100% SCL		X	
Platform Applications		Accela Enterprise Platform	Accela Allocation Method	X		
		Accela Support Svcs	Accela Allocation Method	X		
		Autocad Enterprise Platform	# of AutoCAD Licenses	X		
		CRM Enterprise Platform	Other Applications Allocation-CRM	X		
		CRM Support Svcs	Modified 6-Fund Based on 2018 Actuals	X		
		Enterprise Content Management	Other Applications Allocation-Enterprise CM	X		
		GIS-Core	GIS Allocation Model	X		
		GIS/CADD Support Svcs	GIS Allocation Model	X		
		GIS Chargeback	100% PRJ		X	
		Outage Management System (OMS)	# of OMS Licenses	X		
		SDCI Accela Work Group	100% SDCI		X	
		Middleware/Integration	AIA	X		
Service Modernization		Data Integration	AIA	X		
		Enterprise Architect	AIA	X		
		Open Data	6-Fund % Modified based on 2017 Actuals	X		
		Quality Assurance	AIA	X		
		Service Modernization Support	AIA	X		
		Data Management	AIA	X		
		Data Modernization	AIA	X		
Client Solutions						
Client Solutions		BAT-Client Solutions	% of Project Revenue Budget(Excl. Fiber Projects)	X		
		Client Service Advisors	% of 2019 Actual Expenditures	X		
		Client Solutions Support Team	AIA Modified for L&A	X		

Cost Allocation

Seattle Department of Human Resources Cost Allocation Methodologies - B(3)

Central Services: allocated to all departments		
Project Cost Pool	Services provided	Cost Allocation Methodology
Benefits Administration	Administer City's benefit and wellness programs, manage vendors providing benefit services, and monitor compliance	<p>Health Care Fund pays for 0.5 FTE Personnel Analyst, Sr 1.2 FTE Personnel Analyst 0.8 FTE Manager 3 0.8 FTE Personnel Analyst, Supv 1.0 FTE TLT Strategic Advisor 1</p> <p>Seattle City Employees Retirement pays for 1.0 FTE Personnel Analyst 0.5 FTE Administrative Specialist II</p> <p>Remainder allocated to departments based on Adopted budget positions</p>
Deferred Compensation	Consultation, processes, education, and outreach for City's Voluntary Deferred Compensation Plan	Costs paid by the plan administrator and recovered through program participant fees
Leave Administration	Consultation, processes, resources, and training for City's leave programs and ADA Title I	Allocated to departments based on Adopted budget positions
Workforce Analytics & Reporting	Administer City's Human Resource Information System (HRIS) and provide system-level support and consultation in business processes and data analysis	Allocated to departments based on running average of payroll positions
Learning and Development	Training policies and programs	Allocated to departments based on Adopted budget positions
Workforce Equity	Policy, consultation, programs, and outreach for workforce equity strategies	Allocated to departments based on Adopted budget positions
Alternative Dispute Resolution	Alternative dispute resolution program and process	Allocated to departments based on Adopted budget positions
Talent Acquisition	Recruitment and staffing policy and hiring	Allocated to departments based on Adopted budget positions
HR Service Delivery	City Shared Governance HR strategy and E3 performance management	Allocated to departments based on Adopted budget positions
HR Investigations	Investigations policy, consultation, training and case resolution	<p>Policy and program costs allocated to departments based on Adopted budget positions</p> <p>Investigation costs allocated to departments, except LAW, SFD, SMC and SPD, based on Adopted budget positions</p>

Cost Allocation

Targeted services: allocated to departments based on use		
End-to-end HR support	Provide end-to-end HR support to 18 departments and executive offices	Allocated to supported departments based on Adopted budget positions
Labor Relations	Provide labor relations policy, program and consultation	Allocated to departments based on three-year running average of represented positions
Fire and Police Exams	Administer Police and Fire examination program	Allocated to SFD and SPD
Compensation and Classification	Provide assistance in interpreting and applying fair and consistent evaluation of positions and equitable compensation	Allocated to departments based on three-year running average of classification reviews
Safety	Provide consultation, processes, training, and programs governed by Federal law, City charter, municipal code, and personnel policies	<p>Sfty/Occ Health Coord fully burdened CDL labor hours cost allocated to departments based on a three-year running average of CDL-holding employees</p> <p>All other costs allocated to the Industrial Insurance Fund 10110 and recovered through the Workers Compensation pooled costs, based on claims history</p>
Workers Compensation	Provide claims administration, consultation, and assistance to employees who have sustained a work-related injury or illness	Allocated to the Industrial Insurance Fund 10110 and recovered through the Workers Compensation pooled costs, based on claims usage data

Limited Tax General Obligation Bonds Debt Service by Funding Source - Information Only

Debt Service by Fund	2020 Adopted¹	2021 Proposed
Arts		
2018A Bond Issue		
King Station TI for Arts	34,640	33,198
2018B Bond Issue		
King Station TI for Arts	462,793	464,702
Arts Fund Total	497,433	497,433

Bond Interest & Redemption Fund - LTGO

2009 Bond Issue		
Market 96 Refunding	468,625	
2010A BAB Issue		
Alaskan Way Tunnel / Seawall	102,418	95,585
Bridge Rehab (BTG)	353,057	324,978
Bridge Seismic (BTG)	140,874	129,655
Fire Station Projects	46,167	39,564
Golf	5,724	4,899
King Street Station (BTG)	6,112	5,637
Mercer West (BTG)	140,199	129,049
Spokane (BTG)	78,625	72,370
2014 Bond Issue		
Benaroya Hall Equipment	117,925	118,050
SCIDPDA-A	170,038	174,788
SCIDPDA-B	184,144	183,519
2017B Bond Issue		
SCIDPDA Refunding	539,890	536,840
2017B Bond Issue		
Pike Place Market		150,638
Bond Interest & Redemption Fund - LTGO Total	2,353,798	1,965,571

Cumulative Reserve Subfund - REET I

2010A BAB Issue		
Fire Station Projects	574,346	575,778
2010B Bond Issue		
Ballard Neighborhood Center	362,400	365,650
Southwest Precinct	835,200	836,950
Westbridge	554,900	554,900
2011 Bond Issue		
Rainier Beach Community Center	324,131	320,244
Seattle Center House	379,863	383,438
2012 Bond Issue		
Rainier Beach Community Center	449,150	446,400
2013A Bond Issue		
Fire Facilities	839,519	834,519
North Precinct	278,306	281,706
Rainier Beach Community Center	436,250	435,850

¹ The 2020 Adopted column contains a revised debt service estimate for the 2020 LTGO Bond Issue

Debt Service by Fund	2020 Adopted¹	2021 Proposed
2014 Bond Issue		
North Precinct	445,956	448,331
2015A Bond Issue		
Fire Facilities	332,225	333,725
Northgate Land Acquisition	223,875	221,000
Zoo Garage	138,125	138,250
2016A Bond Issue		
Fire Station 5	125,950	127,825
Fire Stations	693,575	696,325
Jail	86,025	88,650
North Precinct	437,125	441,000
2017 Bond Issue		
Fire Station 22	441,250	441,500
Fire Station 5	285,300	289,050
2017B Bond Issue		
Mercer Arena	328,248	329,835
2018 Bond Issue		
Fire Station 32	94,200	97,200
2021A Bond Issue		
Fire Station 31		326,854
2021B Bond Issue		
Aquarium Expansion		295,481
Cumulative Reserve Subfund - REET I Total	8,665,919	9,310,461
Cumulative Reserve Subfund - REET II		
2010A BAB Issue		
Alaskan Way Tunnel / Seawall	713,501	714,082
2012 Bond Issue		
Alaskan Way Tunnel / Seawall	354,750	351,500
Aquarium Pier 59	1,414,250	1,416,500
Fremont Bridge Approaches	106,500	102,500
SR 519	194,250	196,250
2015A Bond Issue		
Alaskan Way Viaduct	354,125	360,875
Aquarium Pier 59	125,875	130,875
2016 Bond Issue		
Alaska Way Corridor	319,825	321,825
2021B Bond Issue		
West Seattle Bridge Immediate Response		3,283,125
Cumulative Reserve Subfund - REET II Total	3,583,076	6,877,532
Cumulative Reserve Subfund - Unrestricted		
2010B Bond Issue		
Park 90/5 - 2001	250,002	248,642
Police Training Facilities	211,050	216,300
Training Facilities	386,070	385,220
2011 Bond Issue		
Facility Energy Retrofits-CTR	58,713	56,238
Facility Energy Retrofits-DPR	53,375	51,125

Debt Service by Fund	2020 Adopted¹	2021 Proposed
Facility Energy Retrofits-FAS	80,063	76,688
2012 Bond Issue		
Joint Training Facility	132,950	127,450
2013B Bond Issue		
Park 90/5 Police Support Acquisition	505,699	
2015A Bond Issue		
Park 90/5 Police Support Acquisition	286,000	1,197,625
2016A Bond Issue		
Park 90/5 Earthquake Repair	670,565	672,605
Cumulative Reserve Subfund - Unrestricted Total	2,634,486	3,031,892

Finance and Administrative Services Fund

2010B Bond Issue		
City Hall	3,270,913	3,287,413
Civic Center Open Space	376,800	380,050
Justice Center	3,259,838	3,281,838
Park 90/5 - 2001	80,883	80,443
2012 Bond Issue		
City Hall	374,200	374,200
Justice Center	374,200	374,200
SMT Base	134,000	133,500
2013B Bond Issue		
Park 90/5 Police Support Acquisition	163,609	
Seattle Municipal Tower Acquisition	5,519,322	
2015A Bond Issue		
City Hall	751,750	746,750
Electronic Records	307,500	
Justice Center	1,900,375	1,906,875
Seattle Municipal Tower & Police Support	2,261,546	9,475,932
2016A Bond Issue		
Financial IT Upgrades (FAS)	2,341,000	2,340,125
Park 90/5 Earthquake Repair	216,948	217,608
SMT IDT Server Closets	369,000	368,125
2017 Bond Issue		
Financial IT Upgrades (FAS)	1,729,000	1,729,500
2018 Bond Issue		
Financial IT Upgrades (FAS)	1,061,750	1,059,000
2019A Bond Issue		
FAS IT Initiative	130,250	130,625
SMT Chiller	376,375	374,375
2020A Bond Issue		
SMT Chiller	675,098	
SMT Elevator	156,930	
2021A Bond Issue		
Human Capital Management System		159,328
SMT Elevator		180,572
Finance and Administrative Services Fund Total	24,999,257	27,432,485

General Fund

Debt Service by Fund	2020 Adopted¹	2021 Proposed
2013B Bond Issue		
Concert Hall	465,403	
2014 Bond Issue		
South Park Bridge	672,150	673,150
2015A Bond Issue		
SLU Streetcar	124,125	128,125
South Park Bridge	335,775	337,275
2015B Bond Issue		
Pike Market PCN	1,945,389	1,946,621
2016A Bond Issue		
Financial IT Upgrades (GF)	582,375	583,500
Northgate Land Acquisition	428,325	429,200
Parking Pay Stations (GF)	1,465,250	1,460,625
2016B Bond Issue		
Pike Market PCN	390,506	395,306
2017 Bond Issue		
Financial IT Side Systems	228,250	229,750
Financial IT Upgrades (GF)	321,500	319,500
Municipal Court IT	334,500	332,000
2018A Bond Issue		
Financial IT Side Systems	48,750	47,000
Municipal Court IT	732,000	731,000
Pay Stations	295,250	294,250
Police IT	148,500	148,250
SRI - Department Capital Needs	169,250	168,250
2019A Bond Issue		
Criminal Justice IT (Municipal Court IT)	458,625	462,375
Police Car Computers	712,250	712,125
2020A Bond Issue		
Criminal Justice IT (Municipal Court IT)		1,283,140
2021A Bond Issue		
Criminal Justice IT (Municipal Court IT)		212,438
General Fund Total	9,858,173	10,893,879

Information Technology Fund

2013A Bond Issue		
Data Center	286,200	281,400
2014 Bond Issue		
Data Center Long	874,275	878,025
2015A Bond Issue		
Data Center Short	1,060,875	
IT Enterprise	240,875	
IT Service Tools	512,500	
2016A Bond Issue		
Data Center Long	222,000	223,750
2017 Bond Issue		
Sea Muni Twr TI	524,750	527,000
2019A Bond Issue		
IT Computing Architecture	246,500	242,875

Debt Service by Fund	2020 Adopted¹	2021 Proposed
IT Data Telephone	574,875	574,625
SMT Remodel - IT	262,250	263,000
2020A Bond Issue		
IT Computing Architecture		144,483
IT Data Telephone		935,719
SMT Remodel - IT		130,835
2021A Bond Issue		
Computing Services Architecture		136,593
Data and Telephone Infrastructure		244,372
Information Technology Fund Total	4,805,100	4,582,678
Library Fund		
2012 Bond Issue		
Library Garage	397,250	
Library Fund Total	397,250	
Move Seattle Levy Fund		
2021A Bond Issue		
Various Transportation Projects		169,950
Move Seattle Levy Fund Total		169,950
Parks & Recreation Fund		
2010A BAB Issue		
Golf	71,759	70,003
2010B Bond Issue		
Interbay Golf Facilities	389,400	391,400
Westbridge	120,000	120,000
2011 Bond Issue		
Golf	160,825	160,763
2012 Bond Issue		
Aquarium Pier 59 Entry	168,000	166,750
Golf	283,900	285,900
Magnuson Bldg 30	313,000	315,750
2013A Bond Issue		
Golf	118,313	120,513
2013B Bond Issue		
Magnuson Bldg 11	544,918	546,583
Magnuson Bldg 30	488,425	490,940
2014 Bond Issue		
Golf	373,238	372,738
2015A Bond Issue		
Golf	133,175	134,800
Parks & Recreation Fund Total	3,164,952	3,176,138
Seattle Center Fund		
2012 Bond Issue		
McCaw Hall (long)	116,250	121,500
Seattle Center Fund Total	116,250	121,500

Debt Service by Fund	2020 Adopted¹	2021 Proposed
Short-Term Rental Fund		
2018B Bond Issue		
Low Income Housing	1,355,468	1,357,868
2019B Bond Issue		
Low Income Housing	650,952	652,852
Short-Term Rental Fund Total	2,006,419	2,010,719
SPU Drainage & Wastewater Fund		
2010B Bond Issue		
Park 90/5 - 2001	11,030	10,970
Training Facilities	20,439	20,394
2012 Bond Issue		
Joint Training Facility	7,300	7,000
2013B Bond Issue		
Park 90/5 Police Support Acquisition	22,310	
2015A Bond Issue		
Seattle Municipal Tower & Police Support	11,515	48,248
2016A Bond Issue		
Park 90/5 Earthquake Repair	29,584	29,674
SPU Drainage & Wastewater Fund Total	102,178	116,285
SPU Solid Waste Fund		
2010B Bond Issue		
Park 90/5 - 2001	6,066	6,033
Training Facilities	11,241	11,217
2012 Bond Issue		
Joint Training Facility	3,700	3,550
2013B Bond Issue		
Park 90/5 Police Support Acquisition	14,874	
2015A Bond Issue		
Seattle Municipal Tower & Police Support	6,909	28,949
2016A Bond Issue		
Park 90/5 Earthquake Repair	19,723	19,783
SPU Solid Waste Fund Total	62,513	69,531
SPU Water Fund		
SPU Water Fund		
2010B Bond Issue		
Park 90/5 - 2001	19,669	19,562
Training Facilities	36,450	36,369
2012 Bond Issue		
Joint Training Facility	13,300	12,750
2013B Bond Issue		
Park 90/5 Police Support Acquisition	37,184	
2015A Bond Issue		
Seattle Municipal Tower & Police Support	23,030	96,496
2016A Bond Issue		
Park 90/5 Earthquake Repair	49,306	49,456

Debt Service by Fund	2020 Adopted¹	2021 Proposed
SPU Water Fund Total	178,939	214,634

Transportation Fund

2010A BAB Issue

Bridge Rehab (BTG)		2,269,462
Bridge Rehab (BTG)	2,358,762	
Bridge Rehab (CPT)	-	425,000
Bridge Rehab	425,000	
Bridge Seismic (BTG)	1,111,795	1,073,105
King Street Station (BTG)	47,445	46,439
Mercer West (BTG)	822,448	794,930
Mercer West (BTG) (from 2010A BABS Mercer)	282,972	271,941
Spokane (BTG)	620,069	601,859

2011 Bond Issue

23rd Ave (Rdcd for MW (BTG) (from 2011 Spokane))	399,294	399,434
AAC Northgate (BTG) (from 2011 Spokane)	-	322,410
AAC Northgate (BTG) (from 2011 Spokane)	322,298	
Arterial Asphalt & Concrete (from 2011 Spokane (BTG))	31,924	31,935
Arterial Asphalt & Concrete (from Linden (BTG) (from 2011 Spokane))	19,080	19,087
AWV - Parking/Prgm Mgt (CPT-2.5%)	278,225	281,188
Bridge Rehab (BTG)	117,255	117,215
Bridge Rehab (BTG) (from 2011 Spokane)	-	145,085
Bridge Rehab (BTG) (from 2011 Spokane)	145,034	
Bridge Seismic (BTG)	-	136,681
Bridge Seismic (BTG)	140,506	
Bridge Seismic (BTG) (from 2011 Bridge Rehab)	-	417,578
Bridge Seismic (BTG) (from 2011 Bridge Rehab)	417,721	
Bridge Seismic (BTG) (from 2011 Spokane)	-	177,326
Bridge Seismic (BTG) (from 2011 Spokane)	177,264	
Chesiahud (BTG) (from 2011 Spokane)	80,574	80,603
King Street Station (BTG)	285,294	287,419
Linden (BTG) (Rdcd for AA - from 2011 Spokane)	109,839	109,877
Mercer West (CPT)	582,944	581,856
Mercer West (CPT) (from 2011 Bridge Rehab - BTG)	197,868	197,800
Mercer West (CPT) (from 2011 Spokane)	145,034	145,085
Mercer West (from 23rd (BTG) (from 2011 Spokane))	19,692	19,699
Seawall (CPT)	886,225	886,813
Sidewalks (BTG) (from 2011 Spokane)	80,574	80,603
Spokane (Rdcd for AAC (BTG) (Orig Proj))	80,881	80,909

2012 Bond Issue

AWV - Parking/Prgm Mgt (CPT-2.5%)	324,250	325,250
Linden (BTG)	411,850	407,600
Mercer West (CPT) (from 2012 Mercer)	334,400	334,900
Seawall (CPT)	185,700	185,450

2015A Bond Issue

Alaskan Way Corridor (CPT-2.5%)		549,750
Arterial Asphalt and Concrete (from 2008 Mercer) (BTG)	545,000	
Arterial Asphalt and Concrete (from 2008 Mercer) (BTG)		283,375

Debt Service by Fund	2020 Adopted¹	2021 Proposed
Bridge Rehab (BTG)	282,875	
Bridge Rehab (BTG)		345,750
Bridge Rehab (CPT10%)	344,500	
Bridge Rehab (CPT10%)		110,125
Bridge Seismic (BTG)	108,750	
Bridge Seismic (BTG)	92,175	94,800
CWF Overlook (CPT-2.5%)	236,375	233,500
King Street Station (BTG)		382,250
Lander St (BTG)	374,625	
Lander St (BTG)	5,241,000	5,322,375
Mercer (BTG) (Orig Project)	1,119,500	1,120,000
Mercer (from zoo bonds) (BTG)	1,236,500	1,254,125
Spokane (BTG)		549,750
2016A Bond Issue		
23rd Ave Corridor (CPT-10%)		508,500
23rd Ave Corridor (CPT-10)	506,125	
Alaskan Way Corridor (CPT-2.5%)	589,157	587,981
Bridge Rehab (BTG)		970,125
Bridge Rehab (BTG)	967,000	
Habitat Beach	223,625	223,179
King Street Station (BTG)	119,250	120,125
Parking Pay Stations (CPT-10%)		
S. Lander St. Grade Separation	63,893	63,765
Seawall (CPT-2.5%)	537,000	538,625
Spokane (BTG)	2,050,250	2,047,500
Spokane (BTG) (Redirected from Jail)	257,525	260,525
Transit Corridor	62,100	60,600
2017 Bond Issue		
23rd Ave Corridor (CPT-10%) (Repurpose To Habitat Beach)	65,815	64,340
Alaskan Way Corridor (CPT-2.5%)	128,081	128,484
Alaskan Way Main Corridor (From Habitat Beach)	204,841	203,918
Alaskan Way Main Corridor (From Lander)	66,536	66,745
Bridge Rehab (CPT-10%)	157,703	
Bridge Rehab (CPT-10%) (Repurpose to Northgate Bridge)	-	156,465
City Center Streetcar (CPT-10%)	315,250	313,250
Habitat Beach	40,968	40,784
Northgate Bridge and Cycle Track (CPT-10%) (Repurpose from Bridge Rehab in 2018)	171,721	170,373
S. Lander St. Grade Separation (Repurpose from Main Corridor in 2018)	202,933	203,572
Seawall LTGO (CPT-10%)	1,448,653	
Seawall LTGO (CPT-10%) (Repurpose to Habitat Beach)	-	1,449,321
2017B Bond Issue		
CWF Overlook (CPT-2.5%)	226,063	223,700
2018 Bond Issue		
Alaskan Way Corridor (CPT-2.5%)	439,860	441,053
2018B Bond Issue		
Alaskan Way Corridor (CPT-2.5%)	60,477	63,368
CWF Overlook (CPT-2.5%)	234,940	235,140

Debt Service by Fund	2020 Adopted¹	2021 Proposed
2019X Bond Issue		
Alaskan Way Corridor (CPT-2.5%)	929,200	929,700
Alaskan Way Viaduct Replacement (Habitat Beach) (CPT-2.5%)	78,650	82,025
Seawall (CPT-2.5%)	214,450	211,450
2019B Bond Issue		
CWF Overlook (CPT-2.5%)	65,107	64,307
2020A Bond Issue		
Alaskan Way Corridor (CPT-2.5%)	-	867,452
CWF Overlook (CPT-2.5%)	-	104,417
2021A Bond Issue		
Alaskan Way Main Corridor (CPT-2.5%)		289,688
2021B Bond Issue		
CWF Overlook (CPT-2.5%)		139,861
Transportation Fund Total	31,732,537	33,060,646
Grand Total	95,158,278	103,934,299

2021 Budget Grant Acceptance Detail Table

Item	Department	Fund	Grant/Service Contract Title	Description	2021 Budget
1.1	Department of Education and Early Learning	00100 - General Fund	Washington State DCYF ECEAP Grant	Early Childhood Education Assistance Program	4,454,629
1.2	Department of Education and Early Learning	00100 - General Fund	USDOE Upward Bound Grant	Pre-college academic assistance for low-income/first generation students	501,282
1.3	Human Services Department	16200 - Human Services Fund	TXIX Admin Claiming Grant	Federal indirect medicaid grant for older adult programs	999,882
1.4	Human Services Department	16200 - Human Services Fund	Childcare Bonus Funds	City funds to support Childcare facility projects	500,771
1.5	Human Services Department	16200 - Human Services Fund	Childcare Nutrition Grant	Federal indirect grant for nutritional support at childcare programs	1,432,394
1.6	Human Services Department	16200 - Human Services Fund	Community Development Block Grant	Federal grant that supports a suitable living environment for low income persons	5,097,164
1.7	Human Services Department	16200 - Human Services Fund	Title VII Elder Abuse Grant	Federal indirect grant for prevention of elder abuse, neglect, and exploitation	17,887
1.8	Human Services Department	16200 - Human Services Fund	Medicaid Transformation Demonstration Fund Balance	Fund Balance from the Medicaid Transformation Demonstration project grant	300,000
1.9	Human Services Department	16200 - Human Services Fund	Title XIX Fund Balance	Fund balance from the Title XIX grant	500,000
1.10	Human Services Department	16200 - Human Services Fund	Emergency Solutions Grant	Federal grant to assist individuals and families regain stability in permanent housing	805,090
1.11	Human Services Department	16200 - Human Services Fund	COVID-19 Emergency Solutions Grant	Federal grant to support homeless individuals and those at risk of homelessness due to COVID-19	26,000,000
1.12	Human Services Department	16200 - Human Services Fund	Housing Opportunities for Persons with AIDS Grant	Federal grant that supports housing needs for individuals with HIV/AIDS	2,300,618

Item	Department	Fund	Grant/Service Contract Title	Description	2021 Budget
1.13	Human Services Department	16200 - Human Services Fund	Individual Provider & Agency Orientation Grant	Federal indirect grant that provides training for homecare workers	189,807
1.14	Human Services Department	16200 - Human Services Fund	King County Navigation Center	King County funding for the Navigation Center shelter	1,000,000
1.15	Human Services Department	16200 - Human Services Fund	King County Senior Levy - PEARLS Grant	King County funding for the PEARLS minor depression intervention program	353,704
1.16	Human Services Department	16200 - Human Services Fund	Kinship Care Grant	State grant for goods and services for Kinship caregivers	178,500
1.17	Human Services Department	16200 - Human Services Fund	Kinship Navigator Grant	State grant for kinship support services	90,019
1.18	Human Services Department	16200 - Human Services Fund	McKinney Grant	Federal grant for homelessness prevention and rehousing	24,458,258
1.19	Human Services Department	16200 - Human Services Fund	Medicaid Transformation Demonstration Grant	Federal indirect grant for a demonstration project for caregiver support services	2,628,954
1.20	Human Services Department	16200 - Human Services Fund	No Wrong Door Grant	Federal indirect grant for streamlining access to long-term services and supports for older adults	47,530
1.21	Human Services Department	16200 - Human Services Fund	Nutrition Services Incentive Program Grant	Federal indirect grant for nutrition programs for older adults	522,740
1.22	Human Services Department	16200 - Human Services Fund	Nurse Delegation Grant	Federal indirect grant for nurse delegation training for homecare workers	10,524
1.23	Human Services Department	16200 - Human Services Fund	Northwest Geriatric Enhancement Program Grant	Federal indirect grant for improving health outcomes of older adults	87,985
1.24	Human Services Department	16200 - Human Services Fund	Seattle Office of Housing Levy	City funds for homelessness prevention	2,330,788

Item	Department	Fund	Grant/Service Contract Title	Description	2021 Budget
1.25	Human Services Department	16200 - Human Services Fund	Respite Agency Worker Health Insurance Grant	State grant for health insurance coverage for Respite program homecare workers	264,246
1.26	Human Services Department	16200 - Human Services Fund	Redmond Fire Department Grant	City of Redmond funding for vulnerable adult response case management	25,000
1.27	Human Services Department	16200 - Human Services Fund	Senior Citizens Services Act Grant	State grant for supportive services for older adults	2,102,552
1.28	Human Services Department	16200 - Human Services Fund	State Family Caregiver Program Grant	State grant for caregiver support services	3,133,672
1.29	Human Services Department	16200 - Human Services Fund	Seattle Fire Department	Seattle Fire Department funding for vulnerable adult response case management	96,933
1.30	Human Services Department	16200 - Human Services Fund	Summer Food Service Program Grant	Federal indirect grant for summer nutrition program for children	504,500
1.31	Human Services Department	16200 - Human Services Fund	Seattle Housing Authority Grant	Seattle Housing Authority grant for case management support at housing buildings	369,112
1.32	Human Services Department	16200 - Human Services Fund	Sex Industry Victims Fund	Court fine funding for sexual assault victims services	93,780
1.33	Human Services Department	16200 - Human Services Fund	Senior Nutrition Grant	State grant for expanded senior nutrition services	165,279
1.34	Human Services Department	16200 - Human Services Fund	Senior Drug Education Grant	State grant for education to seniors on medicine and drug usage	17,780
1.35	Human Services Department	16200 - Human Services Fund	Senior Farmers Market Federal Grant	Federal grant for the Senior Farmers Market Nutrition Program	10,447
1.36	Human Services Department	16200 - Human Services Fund	Senior Farmers Market State Grant	State grant for the Senior Farmers Market Nutrition Program	22,408

Item	Department	Fund	Grant/Service Contract Title	Description	2021 Budget
1.37	Human Services Department	16200 - Human Services Fund	Interest on Cash Advance	Interest earned from the aging cash advance from WA state	19,000
1.38	Human Services Department	16200 - Human Services Fund	Title III-B Supportive Services Grant	Federal indirect grant for supportive services for older adults	2,269,630
1.39	Human Services Department	16200 - Human Services Fund	Title III-C1 Congregate Nutrition Grant	Federal indirect grant for congregate nutrition services for older adults	2,282,588
1.40	Human Services Department	16200 - Human Services Fund	Title III-C2 Home Delivered Nutrition Grant	Federal indirect grant for home delivered nutrition services for older adults	1,076,542
1.41	Human Services Department	16200 - Human Services Fund	Title III-D Health Promotion Grant	Federal indirect grant for health promotion programs for older adults	141,295
1.42	Human Services Department	16200 - Human Services Fund	Title III-E Caregiver Support Grant	Federal indirect grant for caregiver support programs for older adults	857,012
1.43	Human Services Department	16200 - Human Services Fund	Title XIX Case Management Grant	Federal indirect grant for case management services for adults with functional disabilities	24,898,450
1.44	Human Services Department	16200 - Human Services Fund	Training Wages Grant	Federal indirect grant for training wages for homecare workers	2,050,655
1.45	Human Services Department	16200 - Human Services Fund	Training Wages Respite Grant	Federal Indirect grant for training wages for Respite homecare workers	43,817
1.46	Human Services Department	16200 - Human Services Fund	Title III-B Supportive Services Grant	Federal indirect grant for supportive services for older adults	135,499
1.47	Human Services Department	16200 - Human Services Fund	Title III-C1 Congregate Nutrition Grant	Federal indirect grant for congregate nutrition services for older adults	18,756
1.48	Human Services Department	16200 - Human Services Fund	Title III-C2 Home Delivered Nutrition Grant	Federal indirect grant for home delivered nutrition services for older adults	9,668

Item	Department	Fund	Grant/Service Contract Title	Description	2021 Budget
1.49	Human Services Department	16200 - Human Services Fund	Title III-D Health Promotion Grant	Federal indirect grant for health promotion programs for older adults	891
1.50	Human Services Department	16200 - Human Services Fund	Title III-E Caregiver Support Grant	Federal indirect grant for caregiver support programs for older adults	91,279
1.51	Human Services Department	16200 - Human Services Fund	Title XIX Case Management Grant	Federal indirect grant for case management services for adults with functional disabilities	854,527
1.52	Human Services Department	16200 - Human Services Fund	Title XIX Case Management State Grant	State grant for case management services for adults with functional disabilities	854,526
1.53	Human Services Department	16200 - Human Services Fund	Urban Areas Security Initiative Grant	Federal indirect grant for building capacity to protect against and respond to acts of terrorism	122,500
1.54	Human Services Department	16200 - Human Services Fund	Utility Discount Program	City funds for the Utility Discount Program	1,619,211
1.55	Human Services Department	16200 - Human Services Fund	Veterans Directed Care Grant	Federal indirect grant for home and community based services for veterans	25,000
1.56	Office of Economic Development	00100 - General Fund	Community Development Block Grant	HUD grant that funds local community development activities with the stated goal of providing affordable housing, anti-poverty programs, and infrastructure development.	1,368,662
1.57	Office of Housing	16600 - Office of Housing Fund	Bonneville Power Administration 2020-2021 (10/1/2020-9/30/2021)	Department of Commerce grant provides funding for program administration and delivery of weatherization and repair services to improve energy efficiency, and provide health and safety benefits for Eligible Low-Income Persons/Participants in areas served by the Bonneville Power Administration in both single and multi-family buildings.	37,909
1.58	Office of Housing	16400 - Low Income Housing Fund	Bonneville Power Administration 2020-2021 (10/1/2020-9/30/2021)	Department of Commerce grant provides funding for program administration and delivery of weatherization and repair services to improve energy efficiency, and provide health and safety benefits for Eligible Low-Income Persons/Participants in areas served by the Bonneville Power Administration in both single and multi-family buildings.	95,091

Item	Department	Fund	Grant/Service Contract Title	Description	2021 Budget
1.59	Office of Housing	16400 - Low Income Housing Fund	Community Development Block Grant	HUD grant that funds local community development activities with the stated goal of providing affordable housing, anti-poverty programs, and infrastructure development.	440,278
1.60	Office of Housing	16600 - Office of Housing Fund	Community Development Block Grant	HUD grant that funds local community development activities with the stated goal of providing affordable housing, anti-poverty programs, and infrastructure development.	425,234
1.61	Office of Housing	16400 - Low Income Housing Fund	DOE 2019-2021 Grant (7/1/2019-6/30/2021)	Department of Commerce grant provides funding for administration and program support to perform a DOE-approved energy audit and complete weatherization in both single and multi-family residential dwelling units in the City of Seattle.	200,000
1.62	Office of Housing	16600 - Office of Housing Fund	DOE 2019-2021 Grant (7/1/2019-6/30/2021)	Department of Commerce grant provides funding for administration and program support to perform a DOE-approved energy audit and complete weatherization in both single and multi-family residential dwelling units in the City of Seattle.	73,087
1.63	Office of Housing	16400 - Low Income Housing Fund	HOME Investment Partnerships Program 2021 Grant (1/1/2021-12/31/2021)	HUD grant that supports decent and affordable housing, particularly for low- and very low-income Americans.	2,968,574
1.64	Office of Housing	16600 - Office of Housing Fund	HOME Investment Partnerships Program 2021 Grant (1/1/2021-12/31/2021)	HUD grant that supports decent and affordable housing, particularly for low- and very low-income Americans.	365,582
1.65	Office of Housing	16600 - Office of Housing Fund	Low Income Home Energy Assistance Program 2020-2021 (10/1/2020-9/30/2021)	Department of Commerce grant provides funding for program administration and delivery of weatherization services to provide cost-effective energy efficiency, and health and safety benefits to eligible low-income households in both single and multi-family dwelling units in the City of Seattle.	425,499
1.66	Office of Housing	16400 - Low Income Housing Fund	Low Income Home Energy Assistance Program 2020-2021 (10/1/2020-9/30/2021)	Department of Commerce grant provides funding for program administration and delivery of weatherization services to provide cost-effective energy efficiency, and health and safety benefits to eligible low-income households in both single and multi-family dwelling units in the City of Seattle.	650,000

Item	Department	Fund	Grant/Service Contract Title	Description	2021 Budget
1.67	Office of Housing	16400 - Low Income Housing Fund	MatchMaker 2019-2021 Grant (7/1/2019-6/30/2021)	Department of Commerce grant provides funding to improve the energy efficiency and health & safety of dwellings owned or occupied by eligible low-income persons/participants in both single and multi-family buildings in the city of Seattle. Grant also provides funds for administration and delivery of weatherization services, repair services, and to perform Plus Health activities.	650,000
1.68	Office of Housing	16600 - Office of Housing Fund	MatchMaker 2019-2021 Grant (7/1/2019-6/30/2021)	Department of Commerce grant provides funding to improve the energy efficiency and health & safety of dwellings owned or occupied by eligible low-income persons/participants in both single and multi-family buildings in the city of Seattle. Grant also provides funds for administration and delivery of weatherization services, repair services, and to perform Plus Health activities.	152,566
1.69	Office of Housing	16400 - Low Income Housing Fund	Seattle City Light 2021 Funding (1/1/2021-12/31/2021)	Funding for program administration and delivery of weatherization and repair services to improve energy efficiency, and provide health and safety benefits for Eligible Low-Income Persons/Participants in areas served by Seattle City Light in both single and multi-family buildings.	1,707,000
1.70	Office of Housing	16600 - Office of Housing Fund	Seattle City Light 2021 Funding (1/1/2021-12/31/2021)	Funding for program administration and delivery of weatherization and repair services to improve energy efficiency, and provide health and safety benefits for Eligible Low-Income Persons/Participants in areas served by Seattle City Light in both single and multi-family buildings.	565,546
1.71	Office of Immigrant and Refugee Affairs	00100 - General Fund	Community Development Block Grant	HUD grant that funds local community development activities with the stated goal of providing affordable housing, anti-poverty programs, and infrastructure development.	650,200
1.72	Office of Planning and Community Development	00100 - General Fund	Community Development Block Grant	HUD grant that funds local community development activities with the stated goal of providing affordable housing, anti-poverty programs, and infrastructure development.	430,000
1.73	Seattle Department of Transportation	13000 - Transportation Fund	Delridge to Burien RapidRide Line 2017-2021	RMG funding to help construct a new RapidRide route serving the Delridge Way corridor in Seattle and Burien. Project components include real-time information signs, bus benches, shelters, trash facilities, pedestrian-scale lighting, and off-board fare payment.	2,899,658

Item	Department	Fund	Grant/Service Contract Title	Description	2021 Budget
1.74	Seattle Department of Transportation	13000 - Transportation Fund	Fairview Avenue E 2017-2021	TIB funding to support replacing the existing Fairview Bridges with a single new bridge which includes wider travel lanes, pedestrian walkway, a protected two-way bicycle lane and improved lighting, landscaping and signage.	469,952
1.75	Seattle Department of Transportation	13000 - Transportation Fund	South Lander Street Grade Separation Project 2017-2021	FMSIB funding to support construction of the S Lander St Grade Separation, which will cross over BNSF mainline tracks between 1st Ave S and 4th Ave S.	351,918
1.76	Seattle Department of Transportation	13000 - Transportation Fund	South Lander Grade Separation and Railroad Safety Project 2017-2021	FRA funding to support construction of the S Lander St Grade Separation, which will cross over BNSF mainline tracks between 1st Ave S and 4th Ave S.	4,595,498
1.77	Seattle Department of Transportation	13000 - Transportation Fund	S Lander Street, 1st Ave S to 4th Ave S 2017-2021	TIB funding to support construction of the S Lander St Grade Separation, which will cross over BNSF mainline tracks between 1st Ave S and 4th Ave S.	64,514
1.78	Seattle Department of Transportation	13000 - Transportation Fund	Standardized Pedestrian Wayfinding System 2017-2021	Transit Coordination state funding to provide planning funding to create the foundation for a standardized pedestrian wayfinding system.	543,500
1.79	Seattle Department of Transportation	13000 - Transportation Fund	Making the Business Case for Smart, Shared and Sustainable Mobility Services 2019-2021	DOE federal funding to support targeted outreach and marketing in order to promote electric transportation to shared mobility services.	155,626
1.80	Seattle Department of Transportation	13000 - Transportation Fund	NE 117th St Intersection Redesign and Sidewalk 2020-2021	SRTS federal funding to construct intersection improvements including a traffic signal, pedestrian countdown, audible pedestrian signal, signal backplates, curb ramps, median island, and protected bicycle crossing.	199,924
1.81	Seattle Parks and Recreation	10200 - Park And Recreation Fund	Community Development Block Grant	HUD grant that funds local community development activities with the stated goal of providing affordable housing, anti-poverty programs, and infrastructure development.	808,000

Glossary

Appropriation: A legal authorization granted by the City Council, the City's legislative authority, to make expenditures and incur obligations for specific purposes.

Biennial Budget: A budget covering a two-year period. Under state law, a biennium begins with an odd-numbered year.

Budget - Adopted and Proposed: The Mayor submits to the City Council a recommended expenditure and revenue level for all City operations for the coming fiscal year as the Proposed Budget. When the City Council agrees upon the revenue and expenditure levels, the Proposed Budget becomes the Adopted Budget, funds are appropriated, and legal expenditure limits are established.

Budget - Endorsed: The City of Seattle implements biennial budgeting through the sequential adoption of two one-year budgets. When adopting the budget for the first year of the biennium, the Council endorses a budget for the second year. The Endorsed Budget is the basis for a Proposed Budget for the second year of the biennium, and is reviewed and adopted in the fall of the first year of the biennium.

Budget Control Level: The level at which expenditures are controlled to meet State and City budget law provisions.

Capital Improvement Program (CIP): Annual appropriations from specific funding sources are shown in the City's budget for certain capital purposes such as street improvements, building construction, and some kinds of facility maintenance. These appropriations are supported by a six-year allocation plan detailing all projects, fund sources, and expenditure amounts, including many multi-year projects that require funding beyond the one-year period of the annual budget. The allocation plan covers a six-year period and is produced as a separate document from the budget document.

Chart of Accounts: A list of expenditure, revenue, and other accounts describing and categorizing financial transactions.

Community Development Block Grant (CDBG): A U.S. Department of Housing and Urban Development (HUD) annual grant to Seattle and other local governments to support economic development projects, human services, low-income housing, and services in low-income neighborhoods.

Comprehensive Annual Financial Report of the City (CAFR): The City's annual financial statement prepared by the Department of Finance & Administration.

Cost Allocation: Distribution of costs based on some proxy for costs incurred or benefits received.

Cumulative Reserve Subfund (CRS): A significant source of ongoing local funding to support capital projects in general government departments. The CRS consists of two accounts: the Capital Projects Account and the Revenue Stabilization Account. The Capital Projects Account has six subaccounts: REET I, REET II, Unrestricted, South Lake Union Property Proceeds, Asset Preservation Subaccount - Fleets and Facilities, and the Street Vacation Subaccount. The Real Estate Excise Tax (REET) is levied on all sales of real estate, with the first .25% of the locally imposed tax going to REET I and the second .25% to REET II. State law specifies how each REET can be spent.

Debt Service: Annual principal and interest payments the City owes on money it has borrowed.

Errata: Adjustments, corrections, and new information sent by departments through the City Budget Office to the City Council during the Council's budget review as an adjunct to the Mayor's Proposed Budget. The purpose is to adjust the Proposed Budget to reflect information not available upon submittal and to correct inadvertent errors.

Glossary

Full-Time Equivalent (FTE): A term expressing the amount of time for which a position has been budgeted in relation to the amount of time a regular, full-time employee normally works in a year. Most full-time employees (1.00 FTE) are paid for 2,088 hours in a year (or 2,096 in a leap year). A position budgeted to work half-time for a full year, or full-time for only six months, is 0.50 FTE.

Fund: An accounting entity with a set of self-balancing revenue and expenditure accounts used to record the financial affairs of a governmental organization.

Fund Balance: The difference between the assets and liabilities of a particular fund. This incorporates the accumulated difference between the revenues and expenditures each year.

General Fund: A central fund into which most of the City's general tax revenues and discretionary resources are pooled, and which is allocated to support many of the operations of City government. Beginning with the 1997 Adopted Budget, the General Fund was restructured to encompass a number of subfunds, including the General Fund Subfund (comparable to the "General Fund" in prior years) and other subfunds designated for a variety of specific purposes. These subfunds are listed and explained in more detail in department chapters, as well as in the Funds, Subfunds, and Other section of the budget document.

Grant-Funded Position: A position funded 50% or more by a categorical grant to carry out a specific project or goal. Seattle Municipal Code 4.04.030 specifies that "categorical grant" does not include Community Development Block Grant funds, nor any funds provided under a statutory entitlement or distribution on the basis of a fixed formula including, but not limited to, relative population.

Neighborhood Matching Subfund (NMF): A fund supporting partnerships between the City and neighborhood groups to produce neighborhood-initiated planning, organizing, and improvement projects. The City provides a cash match to the community's contribution of volunteer labor, materials, professional services, or cash. The NMF is administered by the Department of Neighborhoods.

Operating Budget: That portion of a budget dealing with recurring expenditures such as salaries, electric bills, postage, printing, paper supplies, and gasoline.

Position/Pocket Number: A term referring to the title and unique position identification number assigned to each position authorized by the City Council through the budget or other ordinances. Positions may have a common title name, but each position has its own unique identification number assigned by the Records Information Management Unit of the Seattle Department of Human Resources at the time position authority is approved by the City Council. Only one person at a time can fill a regularly budgeted position. An exception is in the case of job-sharing, where two people work part-time in one full-time position.

Program: A group of services within a department, aligned by common purpose.

Reclassification Request: A request to change the job title or classification for an existing position. Reclassifications are subject to review and approval by the Classification/Compensation Unit of the Seattle Department of Human Resources and are implemented upon the signature of the Director of Human Resources, as long as position authority has been established by ordinance.

Reorganization: Reorganization refers to changes in the budget and reporting structure within departments.

SUMMIT: The City's central accounting system managed by the Department of Finance & Administration.

Sunsetting Position: A position funded for only a specified length of time by the budget or enabling ordinance.

TES (Temporary Employment Service): A program managed by the Seattle Department of Human Resources. TES places temporary workers in departments for purposes of filling unanticipated, short-term staffing needs, such as vacation coverage, positions vacant until a regularly-appointed hire is made, and special projects.

Type of Position: There are two types of budgeted positions. They are identified by one of the following characters: **F** for Full-Time or **P** for Part-Time.

Glossary

- **Regular Full-Time** is defined as a position budgeted for 2,088 compensated hours per year, 40 hours per week, 80 hours per pay period, and is also known as one full-time equivalent (FTE).
- **Regular Part-Time** is defined as a position designated as part time, and requiring an average of 20 hours or more, but less than 40 hours of work per week during the year. This equates to an FTE value of at least 0.50 and no more than 0.99.



Legislation Text

File #: CF 314463, **Version:** 1

2021 - 2026 Proposed Capital Improvement Program

CITY OF *Seattle, Washington*

2021-2026 Proposed Capital Improvement Program



PRINTED ON RECYCLED PAPER

In response to the Americans with Disabilities Act (ADA), material from the budget is available in alternative formats and languages. To make a request, or for more information, please call the City Budget Office at (206) 615-1962.

CITY OF SEATTLE

2021-2026 Proposed Capital Improvement Program

Mayor Jenny Durkan

City Budget Office

Ben Noble, Director
Jeanette Blankenship, Deputy Director

Budget Leads:

Scott Clarke	Catherine Cornwall	Jennifer Devore	Julie Dingley	Dave Hennes	Saroja Reddy
-----------------	-----------------------	--------------------	------------------	----------------	-----------------

Aaron Blumenthal	Shino Fibbs	Waslala Miranda	Caleb Wagenaar
Jennifer Breeze	Lisa Gaccione	Christie Parker	Rachael Cicero
Neal Capapas	Anna Hurst	Joseph Russell	Paige St. George
William Chen	Akshay Iyengar	Adam Schaefer	Madeliene Hernandez
George Dugdale	Miguel Jimenez	Greg Shiring	Leah Tivoli
Jan Duras	Daniel Kirk	Katy Tassery	Richard Todd
Andrew Dziedzic	Arushi Kumar	Linda Taylor-Manning	Tina Walha
George Emerson	Kara Main-Hester	Dayana Vice	Michael Wypyszinski
	Michael McVicker	Chloe Wilkes	

City of Seattle
2021-2026 Proposed
Capital Improvement Program

Table of Contents

Introduction

Reader's Guide.....	i
Overview	1

Culture and Recreation

Parks and Recreation	17
Seattle Center	119
Seattle Public Library	147

Transportation	159
-----------------------------	-----

Seattle City Light	271
---------------------------------	-----

Seattle Public Utilities

Drainage and Wastewater	461
Solid Waste	491
Water.....	507
Technology Projects.....	557

Administration

Finance and Administrative Services.....	579
Information Technology	627

Appendix

Appendix A: New or Expanded Capital Facilities.....	661
Appendix B: Capital Projects Passing the \$5 Million Threshold.....	721

Glossary	727
-----------------------	-----

Reader's Guide to the 2021-2026 Proposed Capital Improvement Program

The City of Seattle's 2021-2026 Proposed Capital Improvement Program (CIP) includes an introduction, departmental sections, appendix, an index, and a glossary. The introduction provides information on the CIP, allocations, funding sources for capital projects, significant initiatives, support for neighborhoods and neighborhood plan projects, and policies guiding the City's capital investments.

Departmental sections comprise most of the CIP document and contain detailed information on each of the capital projects. The following departments have sections in this book: Seattle Parks and Recreation, Seattle Center, Seattle Public Library, Seattle Department of Transportation, Seattle City Light, Seattle Public Utilities (divided into four sections: Drainage and Wastewater, Solid Waste, Technology Projects, and Water), Seattle Information Technology, and Finance and Administrative Services. Appendix A lists new or expanded capital facilities as required by the Growth Management Act. Appendix B lists all projects that will exceed \$5 million with their 2020 appropriation as required by Resolution 31203. Appendix C is a REET II funding report as required by RCW 82.46.035.

Reading CIP Project Pages

CIP project pages, located in the departmental sections of the CIP, provide the most detailed information about a project. The project pages contain the following information:

Project Type: Projects will have one of three project types: Discrete, Ongoing, or Debt Service. Discrete projects are those with a distinct start and end date and build an individual asset. Ongoing CIP projects are departmental CIP programs that build or maintain a group of similar assets. Debt Service projects show the dedicated funding stream to pay the debt service for a project or group of projects.

Project No.: Unique number identifying a project in the City's automated financial management system.

Start/End Date: Estimated Start and End year of a discrete project. Projects without a determined start or end date may show as "TBD" or "On Hold." Projects categorized as "Ongoing" in the Project Type field are programmatic and continue year after year, therefore they do not display a Start/End Date.

BCL (Budget Control Level)/Program Code, BCL/Program Name: A grouping of similar projects into department-specific programs. Also reflects the level at which expenditures are controlled to meet state budget law provisions.

Current Project Stage: The current stage of a discrete CIP project during budget planning (August of the budget development year).

Stage 1—Pre-project Development: All master planning, asset planning, and needs identification. Rough order of magnitude cost estimate¹ for CIP budget established at the end of Stage 1.

¹ The City's budget ordinance requires that a project be assigned a CIP ID number before spending may occur on a project. As a result, Stage 1 project cost estimates/budgets are "Rough Order of Magnitude" estimates based on previously constructed projects or high-level cost estimates which use generic assumptions. Departments refine cost estimates at the end of Stage 2.

Stage 2—Initiation, Project Definition & Planning: Define project and create Project Management Plan (or pre-design package) which sets the project baseline (scope, schedule and budget) from which a department measures variance.

Stage 3—Design: 30%-100% design work.

Stage 4—Procurement/Bid: Advertisement, bid review, bid award, and Notice to Proceed.

Stage 5—Construction: All construction activities. (Note: The term *Execution* is used for Seattle Information Technology).

Stage 6—Closeout: Final project closeout items, includes financial closeout.

Project Category: Projects are identified as New Facilities, Improvements to Existing Facilities, or Rehabilitation or Restoration of Existing Facilities. Technology projects, or those that do not fit into the categories above, are identified as New Investments.

Location: Street address, intersection, or general location of a project. If a project has multiple location entries, only one project location entry is included in the CIP.

Neighborhood District: The City is divided into 13 neighborhood districts. This field indicates in which (if any) neighborhood district(s), a project is located. Some projects are located in more than one neighborhood district or outside the city and are noted as such.

Council District: The City is divided into seven Council districts. This field indicates in which (if any) council district(s), a project is located. Some projects are located in more than one council district or outside the city and are noted as such.

Total Project Cost: The expected total project cost estimate of a Discrete project. The Total Project Cost includes any “out year” spending (spending outside the current six-year CIP).

Urban Village: This field indicates whether a project is located in an Urban Village, a designated geographic area expected to accommodate future population and job growth, as defined by the Comprehensive Plan’s growth management strategy.

Project Description: Information about the purpose, scope, and history of the project.

Resources: The Resources are sources of money supporting a particular project such as grants, private donations, debt, Real Estate Excise Taxes, etc. The Resources Table lists the project’s revenue sources, life-to-date (LTD) expenditures through the prior year; the current year revised budget (including Adopted Budget, carry-forward balances, abandonments, and supplemental appropriations); adopted appropriations; and estimated appropriation requests for the remaining five years of the CIP period.

Fund Appropriations/Allocations: This table lists the appropriating funds which are those funds through which the department has legal appropriation authority by year. Note that this level of detail on the project pages is for information only. The City appropriates funds at the Budget Control Level.

Unsecured Funding: The “Unsecured Funding” table shows the portion of the project cost that does not have committed funding from both internal and external sources. The “Unsecured Funding Strategy” discusses the department’s plan to secure funding for that portion of the project.

O&M Costs (Savings): Description of estimated increases or decreases in operations and maintenance costs as a result of a capital project. “NA” denotes that operations and maintenance costs are not calculated.

Capital Improvement Program

Overview

Capital Improvement Program Purpose

The Capital Improvement Program (CIP) is a six-year financial planning tool that identifies future capital investments and potential strategies for funding those investments. The CIP also satisfies various requirements of cities planning under Washington State's Growth Management Act.

Introduction

The City of Seattle owns and operates a variety of physical assets, ranging from community parks, roadways, bridges, office buildings, libraries, open space, fire stations, maintenance yards, facilities at Seattle Center, and more. The City must properly maintain these assets in order to ensure they are safe, lasting, and provide a welcoming and usable space to serve their intended purposes. The City's utility infrastructure is also included in the CIP, including electric, solid waste, water and wastewater utility assets. The City's capital infrastructure supports City operations, direct public services and programs, and in some cases, provides direct public benefits themselves.

Every year during the annual budget process, the City adopts a six-year CIP, which outlines anticipated investments over that timeframe. The 2021-2026 Proposed CIP totals \$6.9 billion over six years, with approximately \$1.3 billion of that amount designated for the 2021 budget year.

The 2021-2026 Proposed CIP document reflects all legislative and administrative CIP adjustments made during 2020, through the Q3 Supplemental budget.

Capital Planning Policies

The City has historically based capital planning efforts on a set of criteria that help set priorities among potential capital programs. [Resolution 31203](#), adopted in June 2010, set out the following policies to guide the City's capital spending:

- preserve and maintain existing capital assets;
- support the goals of the City's plans;
- support economic development;
- consider external funding possibilities;
- consider revenue-generating possibilities;
- seek regional funding for regional projects;
- pursue cost-saving commitments; and,
- pursue conservation and sustainability investments.

Additional specific considerations include:

- compliance with regulatory requirements;
- coordination between departments and with other jurisdictions; and
- public safety and health.

Capital Improvement Program Funding

Like all large municipalities, Seattle relies on a variety of sources to pay for capital projects. These include locally generated revenues (taxes, fees, voter-approved levies, and user fees), intergovernmental revenues (including state and federal grants), private funding (franchise utilities, philanthropy) and debt issuance. These traditional sources continue to provide the majority of funding for capital facility investments. The City's level of capital investment is based on the mix and amount of financial resources available to the City.

Debt Financing

The City uses multiple forms of debt to finance large capital projects such as Limited Tax General Obligation Bonds (LTGO) also known as councilmanic bonds, Unlimited Tax General Obligation Bonds (UTGO) or voter-approved bonds, and revenue bonds. Unlike pay-as-you-go sources of funding, the issuance of debt requires revenues in future years to repay the principal and interest expenses. Councilmanic debt is a common financing tool used by the City, but those obligations must be repaid from the same set of limited resources including Real Estate Excise Tax (REET), commercial parking tax (CPT) and General Fund revenues. See the "City Bond Issuance and Debt Service" in the Introduction section of the 2020 Adopted Budget for more information on debt financing.

In 2021, the City will issue approximately \$206 million in LTGO bonds to fund significant IT, Transportation, and Waterfront related projects. The 2021 LTGO bond issuance includes \$100 million to finance a substantial portion of the West Seattle Bridge repair work. The West Seattle Bridge bond debt service will be paid for with Real Estate Excise Tax.

Public Utility Funding

Both Seattle City Light and Seattle Public Utilities fund utility projects with revenues from utility rates. Each utility has adopted financial policies that determine what share of their capital investments are funded through cash, and what share from debt. These policies are designed to balance the portion of current investments that are paid by today's ratepayers, versus future ratepayers who will also benefit from long-term capital investments.

Real Estate Excise Tax (REET)

Funding of the City's general government capital program is highly dependent on revenue from Real Estate Excise Tax, which is an excise tax imposed on the sale of real property. REET is a relatively volatile revenue source that tracks closely to local economic activity.

Along with most of the City's economically driven revenue, the COVID-19 pandemic has significantly reduced the REET forecast over the next three to four years. The 2021-2026 Proposed CIP contains considerable reductions to REET funded CIP projects across departments. Adding to the already strained REET budget is the need to debt finance a substantial portion of the West Seattle Bridge Immediate Repair CIP project with REET as the source of funds for debt service. The scale of this project is significant and given that the bridge's failure was not anticipated, the project's cost had been included in previous long-range planning.

Historically the City has maintained a \$10 million REET reserve for precisely these types of economic situations and will use up to \$4 million of the reserve to fund core capital work across the REET eligible departments. The City will continue to maintain a \$6 million REET reserve to buffer against an even

worsening economic downturn through the remainder of the COVID-19 crisis, which currently shows no near-term signs of abating.

The Mayor's 2021 Proposed Budget maintains the commitment made in the 2020 budget to use \$25 million of the City's REET revenue for capital investments in new affordable housing. While additional funding for affordable housing is clearly a priority for the City, ongoing investments in our existing facilities is necessary to support the provision of other City services and to avoid costly projects that result from neglect and deferred maintenance.

Seattle's Recent History – Major Voter-Approved Levies and Capital Projects

In addition to reliance upon general tax sources, Seattle undertook several major capital projects during the last two decades using voter-approved funds and councilmanic debt. Voter-approved capital projects include improvements to Seattle Center and construction of new or expanded community centers and parks, new or remodeled downtown and branch libraries, new or remodeled fire facilities, parks improvements, transportation infrastructure improvements and replacement of the Elliott Bay Seawall. The following is a list recent levies that are still actively funding projects:

- *The Move Seattle Transportation Levy:* The Move Seattle Levy, a nine-year \$930 million levy was approved by voters in 2015. The proposed budget appropriates \$110 million in 2021. Levy proceeds will be used to support safe routes, congestion relief, and maintenance and repairs of the City's bridges and arterial roadways. A major financing strategy in the Move Seattle Levy is the dependence on partnerships—leveraging external resources such as state and federal grants to accomplish transportation projects such as the S. Lander Street Grade Separation project.
- *Seattle Park District:* The passage of the Park District is the culmination of the Parks Legacy Plan project, led by the Parks Legacy Plan Citizens' Advisory Committee. The goal of the Park District is to provide long term, stable funding to support recreation programming, parks projects and the critical needs for investment in major and ongoing maintenance. In 2016, the Parks District began collecting property tax revenue, accumulating the first year of full funding for Park District projects. The Park District will provide over \$15 million in 2021 for major maintenance and capital projects.
- *The 2019 Library Levy:* A seven-year, \$219 million levy to support, maintain and improve core Library services. Included as part of the levy were resources for the preservation and maintenance of library facilities. The City Librarian and the Library Board of Trustees prepare annual progress reports that show how levy proceeds have been used each year. The levy provides an average of \$3.1 million annually for major maintenance and asset preservation projects; including maintenance necessary for building components such as roofs, floors, finishes, HVAC and mechanical systems. The levy also includes funding for earthquake retrofits at three Carnegie branches.
- *The 2008 Parks and Green Spaces Levy:* A six-year, \$146 million levy to acquire, develop, or restore, existing or new, parks, recreation facilities, cultural facilities, green spaces, playfields, trails, community gardens, and shoreline areas. This levy expired at the end of 2014, but a new source of voter-approved revenue—the Seattle Park District—is now providing on-going funding to help address major maintenance needs, as well as park development, at the Department of Parks and Recreation (Parks). As of the beginning of 2020 the 2008 Parks and Green Spaces Levy

Fund carried a balance of \$14 million. Parks will continue to spend down existing budget authority on project identified in the Levy throughout the biennium.

Funding Dynamics for Significant Future Capital Projects

Given general resource funding challenges, the City will continue to rely on mix of general government resources and voter-approved funding packages to complete major capital projects and to secure needed funding for basic asset preservation. The City has identified several major priority areas for which significant capital investments will be needed. The following sections describe these priority areas at a high level.

Public Safety Facilities

Planning for the future of Seattle’s public safety facilities is critical to maintaining the high level of service expected of Seattle Fire Department (SFD) and Seattle Police Department (SPD). Both departments have a number of large capital facility needs, such as a new Fire Station Headquarters and neighborhood precinct projects that will accommodate anticipated police staffing growth. This CIP provides funding for a new Fire Station 31 in North Seattle, as well as the replacement of the existing dock at Fire Station 5 on the downtown waterfront. In addition, renovation and major maintenance work is ongoing at the SPD North Precinct and the SFD Joint Training Facility

Transportation

The City’s existing transportation network faces an extensive backlog of major maintenance. Current funding is insufficient to maintain the City’s road, bridges, signs, etc. In addition, through a series of long-term planning efforts the City has completed “Master Plans” that identify large potential investments in a transit network, bicycle facilities, freight projects and pedestrian-oriented infrastructure. The \$930 million Move Seattle Levy will address critical transportation programs such as safe routes, relief of congested roadways and maintenance and repair programs.

Waterfront

The City has developed a comprehensive plan for the improvement of Seattle’s central waterfront. The removal of the Alaskan Way Viaduct provides an opportunity to reconnect the City to the waterfront and develop new open space to support the growth and economic development of central Seattle. There are five main capital projects encompassed in the Waterfront program for a total of \$726 million (not including utility costs).

Projects

The largest project—the Alaskan Way Main Corridor project—will construct a new surface street and an adjoining pedestrian promenade, providing access to the waterfront from Pioneer Square to Belltown. The Overlook Walk and East-West Connections project constructs the Overlook Walk, a new accessible connection between the Pike Place Market and the waterfront, and improvements to east-west streets connecting the waterfront and the rest of downtown Seattle. The program also includes projects to reconstruct parks located on piers along the waterfront (Waterfront Park and Pier 62/63 Park), expand the Seattle Aquarium and expand the Pike Place Market.

Funding

The 2021-2026 Proposed CIP identifies a mix of resources to fund these projects and other elements of the overall Waterfront redevelopment. In addition to general government resources in the form of REET, commercial parking tax, and general fund-supported debt, the funding plan calls for significant

contributions from a Local Improvement District (LID), philanthropy, and WSDOT. The LID provides that property owners who benefit from the project pay a share of its cost. LID formation was approved in 2019 and will provide \$160 million of funding for the waterfront improvements.

COVID-19 Impacts

The 2021-2026 Proposed CIP continues to advance the major design and construction elements of the Waterfront program. The projects contained in the Waterfront Program were identified as priority projects for the City during the budget process and remain fully funded through the sources identified above.

Protecting and Creating Opportunities for Workers

The City considers not only what capital projects to fund, but also how to deliver them and achieve broader goals for fairness, equity and opportunity in the community. The Department of Finance and Administrative Services (FAS) leads several policy initiatives to ensure social responsibility and equity in the spending of City capital dollars.

Fair and equitable treatment of workers: FAS monitors and enforces fair and equitable treatment of workers in City construction contracts. In 2013, FAS increased its monitoring and enforcement of wage and labor conditions on City-contracted construction projects, including Office of Housing-financed projects. Funding was provided in 2019 to allow FAS to continue this program, including compliance monitoring for wage and labor violations for relevant projects. It also includes funding to support the Acceptable Worksite program, which trains, teaches and enforce anti-harassment and anti-bullying interventions on City-funded construction projects.

Reduce barriers to construction jobs: The City's own spending on major capital investments can help drive employment within the local economy. Construction jobs and related positions offer living-wage jobs that can support individuals and families. The City's Priority Hire program provides training and opportunities for City residents to work on City-funded capital projects. For major capital projects, City contractors are bound by the City's Community Workforce Agreement, which is intended to increase employment for women, people of color and those living in economically distressed areas of the City through establishment of aspirational and mandatory labor hours for the respective groups. In 2017, the Priority Hire program was expanded to include application on public-private partnership projects with significant City investment such as the Climate Pledge Arena project and the Ocean Pavilion project.

Women and Minority Owned Business (WMBE): The City continues to successfully address contracting equity for minority- and women- owned businesses. In 2011, FAS implemented a Citywide requirement on all public work bids and contracts above \$300,000 called the "Public Works WMBE Inclusion Plan" that continues to effectively encourage and enforce commitments by contractors to use WMBE firms. In 2014, FAS launched prompt pay initiatives which our WMBE firms report as very significant and meaningful for their business cash flow. The 2021 Proposed Budget maintains funding added in the 2019 Adopted Budget for FAS to procure technical assistance services for firms interested in doing business with the City, emphasizing assistance to WMBE firms. The objective is to provide WMBE firms with business and technical guidance that helps them compete more successfully for public projects, including better equipping them to participate on Priority Hire projects.

2021-2026 Proposed Capital Improvement Program Summary

The 2021-2026 Proposed CIP totals \$6.9 billion for six years and includes approximately 530 projects¹. Approximately \$4.5 billion of the six-year total, or 65%, are utility projects managed by Seattle City Light (SCL) and Seattle Public Utilities (SPU), and mostly funded by utility rates. The Seattle Department of Transportation's CIP totals \$1.6 billion (24%) over the six-year period, while the remaining departments (Parks and Recreation, Finance and Administrative Services, Seattle Center, Seattle Public Library, and Seattle Information Technology Department) account for approximately \$786 million, or 11%, of the six-year CIP.

2021-2026 Proposed CIP by Department (000s)

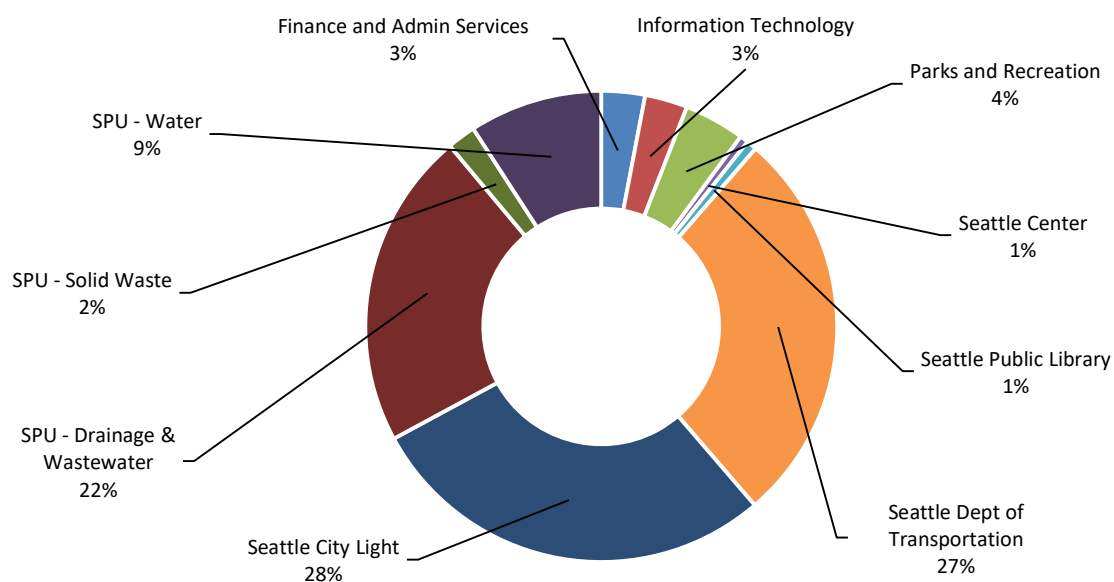
Department	2020 Adopted	2021 Proposed	2022-2026 Estimate	2021-2026 Total
Finance and Admin Services	33,629	38,198	200,933	239,132
Information Technology	32,028	37,438	56,785	94,223
Parks and Recreation	86,714	52,970	301,722	354,692
Seattle Center	11,790	7,381	41,409	48,790
Seattle Public Library	4,768	9,237	40,110	49,347
Seattle Dept of Transportation	415,746	348,987	1,286,051	1,635,038
Subtotal	584,675	494,212	1,927,009	2,421,222
City-owned Utilities				
Seattle City Light	351,394	361,815	1,960,352	2,322,168
SPU - Drainage & Wastewater	229,472	278,390	1,055,888	1,334,278
SPU - Solid Waste	6,432	25,299	59,875	85,175
SPU - Water	111,452	116,378	608,095	724,473
SPU- Technology*	12,873			
Subtotal	711,623	781,882	3,684,211	4,466,093
City Total	1,296,298	1,276,095	5,611,220	6,887,315

Note: 2020 Adopted totals are based on the 2020-2025 Adopted CIP. Not all funds above are appropriated; see the 2021 Adopted Budget for a list of capital appropriations by department.

*SPU – Technology projects are now included in 2021-2026 Proposed totals for three SPU funds.

¹ The project total includes all projects with a CIP Project Page in the 2021-2026 Proposed CIP.

2021 Proposed by Department - \$1,276 Million

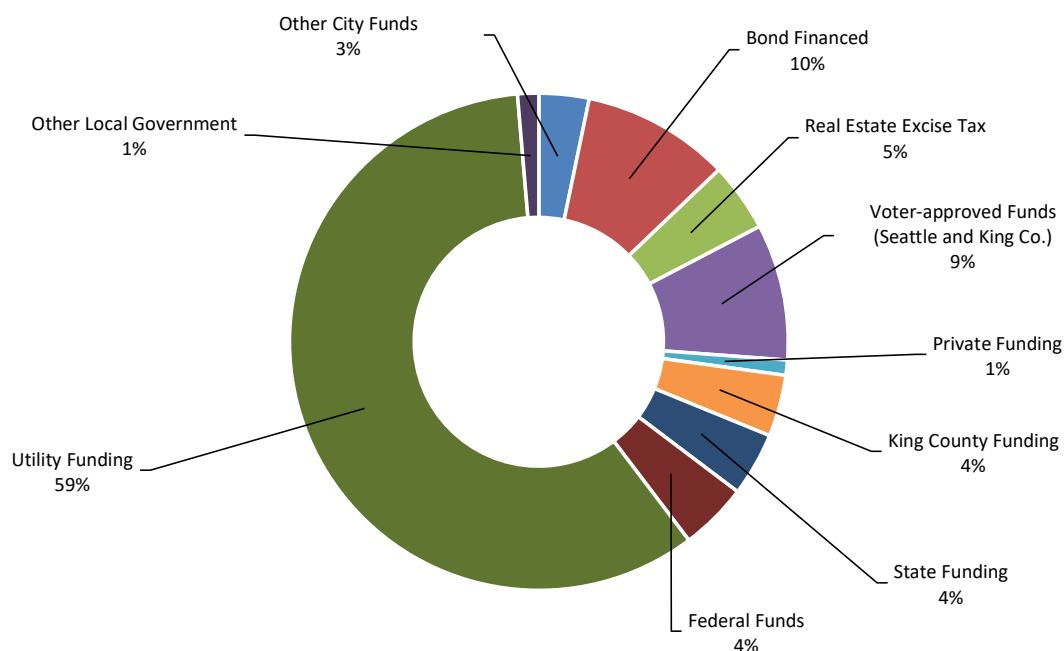


The table below identifies funding sources for the 2021-2026 Proposed CIP by Revenue Source Group

2021-2026 Proposed CIP Revenues (000s)

Revenue Source Group	2020 Adopted	2021 Proposed	2022-2026 Estimated	2021-2026 Total
Other City Funds	69,510	41,600	229,782	271,382
Bond Financed	50,357	122,393	302,845	425,238
Real Estate Excise Tax	91,315	57,161	345,251	402,412
Voter-approved Funds (Seattle and King Co.)	159,067	112,815	376,360	489,175
Private Funding	18,170	12,814	92,010	104,824
King County Funding	53,106	50,833	74,418	125,250
State Funding	105,803	52,939	43,037	95,976
Federal Funds	57,134	56,305	102,002	158,307
Utility Funding	761,700	751,830	3,669,973	4,421,802
Other Local Government	12,975	17,405	19,498	36,903
To Be Determined		-	356,044	356,044
Grand Total	1,379,136	1,276,095	5,611,220	6,887,315

2021 Proposed CIP by Revenue Source - \$1,276 million



Asset Preservation

A 2002 Asset Preservation Study found that, despite achieving targets recommended by the 1994 Citizens' Capital Investment Committee, the City still lagged behind industry-recommended levels of investment in asset preservation. The four general government departments involved in the study (Finance and Administrative Services, Library, Parks and Recreation, and Seattle Center) are responsible for approximately 6.9 million square feet of building space, 2.6 million square feet of parking space, and 240 million square feet of grounds (primarily green space) and work yards. These assets have a replacement value of approximately \$5 billion. Assuming an annual asset preservation funding target of 1.0% of the replacement value for buildings and 0.5% of the replacement value for other assets, the City should be investing about \$58 million per year in asset preservation. These percentage targets are consistent with those used by other jurisdictions that were polled as part of this study's review of best practices.

For 2021, the City will spend a total of \$29 million from the two Real Estate Excise Tax Funds and an additional \$51 million from various other resources on asset preservation for general government infrastructure in parks, libraries, civic buildings, and on the Seattle Center campus. The Department of Transportation will spend an additional \$11 million of REET resources and \$47 million of other transportation resources on infrastructure asset preservation during the 2020 budget period.

Neighborhood Projects

As the City adapts to the impacts of unprecedented growth, and plans for yet further development, a focus on the livability of neighborhoods is essential. The 2021-2026 Proposed CIP reflects this focus, and as highlighted below, supports neighborhood-scale capital investments in several different ways.

Neighborhood Matching Fund

The 2021 Proposed Budget maintains funding to Neighborhood Matching Fund (NMF) grant programs. A number of CIP projects, particularly in the Department of Parks and Recreation, include funding from NMF.

The City created the NMF in 1988 to provide funding to Seattle neighborhood groups and organizations for a broad array of neighborhood-initiated improvement, organizing, or planning projects. Many of these projects also support citywide initiatives such as Race and Social Justice, Youth Violence Prevention, Environment and Sustainability, and Neighborhood Planning. Awards range from a few thousand dollars (Small Sparks projects are up to \$5,000, and the Community Partnership Fund projects range from \$5,001 to \$25,000), and NMF funds can cover all phases of a capital project except property acquisition. The NMF program requires a 1:2 match for capital projects, which means all awards leverage other private and public contributions. Matches consist of volunteer labor, donated materials, professional services, or money. The Department of Neighborhoods administers the granting process.

Art and Design Funding for City Capital Projects - 1% for Art Program The [1% for Art program](#), established by Seattle Municipal Code Chapter 20.32, requires the City deposit 1% of eligible CIP project budgets in the Municipal Arts Fund for the commission, purchase, and installation of artworks throughout Seattle. The Office of Arts and Culture (ARTS) manages the 1% for Art program and the Municipal Arts Fund.

Municipal Art Fund revenues from the 1% for Art program can fluctuate significantly from year-to-year depending on changes in City capital investments. In 2021, the Municipal Art Fund is estimated to receive approximately \$3.2 million from capital departments for the 1% for Art program, as described below. Actual 2021 receipts may vary because of project timing, prior year credits, actual CIP expenditures, and City Council changes to the proposed CIP.

1% for Art Revenues (Estimated)	2021 Proposed
City Light	\$431,000
Seattle Public Utilities	\$1,297,000
Seattle Center	\$10,000
Parks & Recreation	\$122,000
Transportation	\$1,309,000
Total	\$3,169,000

Design Commission

Established in 1968, the [Seattle Design Commission](#) advises the Mayor, the City Council and appropriate City departments on design and environmental aspects of the City's CIP. Commission members are appointed by the Mayor for a renewable two-year term. Membership is comprised of two licensed architects, one professional fine artist, one appointee from the Get Engaged program, one lay member, and at least one and no more than two from each of the following categories, for a maximum total of five: professional urban planner, professional environmental or urban designer, landscape architect, and licensed professional engineer. The Design Commission is fully funded with funds from the Cumulative Reserve Fund.

Projects eligible for review include any on-or above-grade structure, including buildings and additions to buildings, bridges, park developments, street furniture, and all similar installations. The Commission reviews below-grade structures such as tunnels, arcades and underground passageways that are regularly visible to the public. Projects reviewed by the Commission must be financed in-whole or in-part with City funds, be on land belonging to the City, or be subject to approval by the City. Commission involvement in capital improvement projects begins as early in the planning process as possible, starting with participation in the consultant selection process and continuing through the many stages of project development. This includes project reviews at the scope briefing or pre-design stage, conceptual design, schematic design, design development, and sometimes construction documents stages.

Background of Capital Improvement Program Policy Drivers

As described above, City investments in capital projects are guided by a set of key policies reflecting the City's values and priorities. These policies shape how the City takes care of buildings and infrastructure, invests in capital projects in areas that have accepted growth as envisioned in the City's Comprehensive Plan, preserves the City's historic buildings, supports sustainable building practices, and ensures that all members of the community have access to the economic opportunities capital projects create. The following section details some of these key policies.

Sustainable Building Policy

In February 2000, the City Council adopted a Sustainable Building Policy for the City of Seattle ([Resolution 30121](#)) which articulated the City's commitment to environmental, economic and social stewardship and set the expectation that new municipal facilities meet established green building standards. Specifically, it called for all new construction and major remodel projects over 5,000 square feet to achieve a LEED Silver rating. When adopted, this policy was the first of its kind in the nation and represented a groundbreaking approach to demonstrating City leadership and transforming the marketplace.

Since 2000, the green building community has experienced exceptional growth in expertise and capacity. Recognizing this change, in 2011 the City passed an updated Sustainable Building Policy ([Resolution 31326](#)). The update represents a comprehensive approach that reflects advances in the green building industry, aligns the policy with the City's increased attention to climate change, addresses a greater range of project types, and ensures that Seattle continues to provide leadership that advances sustainable development in both the public and private sectors. The updated policies include the following requirements.

- For new construction, additions and major renovation projects 5,000 square feet or greater
 - The minimum required green building rating is LEED Gold.
 - There are minimum requirements for energy and water efficiency, construction waste reductions, and bicycle amenities.
- For tenant improvement projects 5,000 square feet or greater, where the scope includes mechanical, electrical, and plumbing:
 - The minimum required green building rating is LEED Gold.
 - There are minimum requirements for water efficiency and construction waste reductions.
- Completion of a Capital Green checklist is required for projects smaller than 5,000 square feet or those otherwise not eligible for a LEED rating.

- City departments are encouraged to test new approaches and standards, such as the Living Building Challenge and the Sustainable Sites Initiative.
- Annual reporting of performance under the policy is required by March 31st of each year.

Additionally, the resolution directs City departments to evaluate and improve existing standards and processes that relate to tenant improvements, leasing, and site management.

City of Seattle Comprehensive Plan

The Comprehensive Plan is a 20-year vision and roadmap for Seattle's future. The plan guides City decisions on where to focus development for new jobs and households, how to improve our transportation system, and where to make capital investments such as utilities, sidewalks, and libraries. The Plan is the framework for most of Seattle's big-picture decisions on how to grow. The latest update of the City's Comprehensive Plan "[Seattle 2035](#)" was passed by the City in October 2016. The City will begin an update to its Comprehensive Plan in 2021.

The Comprehensive Plan helped inform the development of the 2021-2026 Proposed CIP as departments have taken special note of capital projects in neighborhoods targeted for substantial growth in the future or that have received substantial growth in the last few years. This effort is intended to make sure areas receiving growth have the appropriate physical infrastructure to accommodate such growth, while balancing the major maintenance of existing facilities, such as power distribution systems, pipes, community centers, swimming pools, libraries, and streets that are located throughout the City, not just in targeted growth areas.

Federal and State Regulatory Requirements

The City's utilities have several facility projects in their Capital Improvement Programs to meet federal and state regulatory requirements. The City of Seattle must abide by the City's two National Pollutant Discharge Elimination System (NPDES) permits, one for storm water and one for combined sewer system. The City is required, for example, to invest hundreds of millions of dollars in the combined sewer/storm water system over the next several years to control the number of combined sewer overflows (CSOs) into receiving bodies of water, including Lake Washington and Puget Sound. City Council recently approved a CSO Consent Decree with the Environmental Protection Agency (EPA) and the Department of Ecology (DOE). This Consent Decree outlines how the City will become compliant with EPA and DOE regulatory requirements regarding sewage releases from the city conveyance system.

City Light operates its hydroelectric dams and powerhouses under licenses from the Federal Energy Regulatory Commission. Licenses include Settlement Agreements that require City Light to perform mitigation and public benefit activities. City Light is currently completing Skagit Mitigation; is well under way with Boundary Relicensing; and began Skagit Relicensing in 2019.

City Light also complies with a wide range of permitting requirements and environmental regulations. Examples include the mitigation of soil contamination at former substations, and ongoing environmental mitigation in the Endangered Species Act project. Street-use permits and regulations are a major part of City Light projects that expand and repair the electric distribution system.

Endangered Species Compliance

The Cedar River Watershed Habitat Conservation Plan (HCP) is a 50-year, ecosystem-based plan that was prepared to address the declining populations of salmon, steelhead and other species of fish and wildlife

in the Cedar River basin. The HCP was prepared under the Endangered Species Act and is designed both to provide certainty for the City of Seattle's drinking water supply and to protect and restore habitats of 83 species of fish and wildlife that may be affected by the City of Seattle's water supply and hydroelectric operations on the Cedar River. Seattle Public Utilities is continuing to implement its commitments under the HCP, which include downstream habitat protection and restoration, upland forest restoration, logging road decommissioning, and ongoing monitoring. City Light is also acquiring salmon habitat in the Green/Duwamish, Skagit, and Snohomish watersheds.

Americans with Disabilities Act

The United States Department of Justice (DOJ) conducted an audit of select City of Seattle facilities, practices and procedures, in order to assess City compliance with the Americans with Disabilities Act (ADA), and reported its findings to the City. While the City is largely in compliance, there are some elements within facilities that the DOJ has requested that the City update or alter to improve accessibility for individuals with disabilities. The City is working on an update to its ADA Transition Plan that will guide the development of a long-term strategy that manages the City's most critical public-facing ADA deficiencies first and maximizes accessibility to the greatest extent possible.

A project manager in FAS coordinates and oversee implementation of ADA improvements in certain City facilities, determines and reports compliance to DOJ, and reviews and modifies as needed the facilities design and construction process with regard to the ADA. The City is in the process of moving towards a new approach to ADA improvements in which these improvements are included in ongoing maintenance and other remodeling work.

In order to provide additional proactive monitoring of compliance with ADA standards for new capital projects, the City has added staffing dedicated to monitoring ADA compliance of new projects. All capital departments have a specific ADA coordinator and large departments such as Department of Parks and Recreation, SDOT, FAS have dedicated ADA staffing.

Historic Preservation

Seattle's commitment to historic preservation began with citizen efforts in the 1960s to block the demolition of two of Seattle's oldest neighborhoods—Pike Place Market and Pioneer Square. Both neighborhoods were threatened with proposals that would have irreversibly changed the character of the districts. The Pike Place Market was faced with an Urban Renewal Plan that would have demolished it, while Pioneer Square was threatened with a major roadway project. In 1970, the City Council created the Pioneer Square Preservation District, Seattle's first historic district. Then, in 1971, voters approved an initiative to create the Pike Place Market Historical District. In 1973, the City Council adopted a Landmarks Preservation Ordinance to safeguard properties of historic and architectural significance throughout the City, and more than 450 buildings, sites, and objects have now been designated as City landmarks.

The City of Seattle currently owns or maintains many of those landmarks, including libraries, park buildings, and fire stations. In 2001, the City began a comprehensive effort to survey and inventory both City-owned properties and privately-owned properties throughout the City. To date, the Department of Neighborhoods has completed surveys and inventories in 20 of the City's neighborhoods including Ballard, Belltown, Cascade, Central, Columbia City, Denny Triangle, Downtown, Fremont, Georgetown, Mount Baker, North Beacon Hill, North Rainier, Pike-Pine, Pioneer Square, Queen Anne, South Lake Union, South Park, South Seattle, University, Wallingford, Waterfront, as well as The University of Washington, city-owned properties, pre-1906 residential buildings, and neighborhood commercial

buildings throughout the City. The results of those efforts are available in a searchable database on the [Department of Neighborhoods](#) website. However, due to reductions in funding this work is no longer on-going.

Parks and Recreation

Overview

Seattle Parks and Recreation (SPR) manages a 6,414-acre park system of over 485 parks and extensive natural areas. SPR provides athletic fields, tennis courts, play areas, specialty gardens, and more than 25 miles of boulevards and 120 miles of trails. The system comprises about 12% of the city's land area. SPR also manages many facilities, including 26 community centers, eight indoor swimming pools, two outdoor (summer) swimming pools, four environmental education centers, two small craft centers, four golf courses, an outdoor stadium, and much more.

Seattle's parks and recreation system provides numerous benefits to the people of Seattle—healthy people, a healthy environment, and strong communities. These benefits are grounded in SPR's values of access, opportunity, sustainability and equity and underlie the outcomes SPR aims to achieve. For Seattle to remain a vibrant city that is attractive to residents, visitors and businesses, it needs to maintain a great park system with healthy open spaces and meaningful recreational opportunities—which is why preserving the legacy of Seattle's parks and recreation system is so vital.

Thematic Priorities

SPR's Capital Improvement Program (CIP) is focused on promoting healthy people, a healthy environment, and strong communities by preserving, enhancing, and expanding the physical assets where all of the people of Seattle can play, learn, contemplate, and build community. As described in the Project Selection Criteria section, SPR uses an Asset Management Plan which measures each potential capital project by criteria including safety, asset preservation, race and social justice, legal obligation, and improvements in efficiency to set priorities for capital projects. Each of these criteria is a direct reflection of SPR's core values of access, opportunity, sustainability, and equity.

Aligning Capital Investments with Growth and/or Community Planning

Seattle's Comprehensive Plan, "Seattle 2035," is a 20-year vision and roadmap for Seattle's future that guides City decisions on where to build new jobs and housing, how to improve the transportation system and where to make capital investments such as utilities, sidewalks, parks and open space and libraries. The Comprehensive Plan is the framework for most of Seattle's big-picture decisions on how to grow while preserving and improving our neighborhoods.

A Parks and Open Space element is also included in Seattle's Comprehensive plan. SPR has also updated its 2017 Parks and Open Space Plan to be consistent with Seattle 2035. In addition to the City-wide Comprehensive Plan, there are myriad other plans for specific programs and amenities in the City that affect parks. SPR participates in shaping those plans to help continue developing an integrated open space and recreation system in Seattle.

Seattle's Climate Action Plan provides a framework for meeting Seattle's climate protection goals, including the overarching goal of becoming carbon neutral by 2050. SPR's role involves maximizing the benefits of the bicycle and pedestrian master plans, meeting building energy plan goals, such as LEED compliance, and working towards urban forest restoration goals, such as those outlined in the Green Seattle Partnership.

SPR is committed to developing and managing an environmentally sustainable park system. This means using energy and utilities with conservation in mind in all facilities, effectively managing the use of water for irrigation and other purposes, creating efficiently-maintained landscapes, and operating clean and safe park facilities.

These principles have led SPR to undertake energy conservation improvements to various facilities, make investments that preserve the integrity of facilities, make improvements that ensure public safety in the parks, and address various code deficiencies.

2021-2026 Proposed Capital Improvement Program

Project Selection Criteria

SPR uses an Asset Management Plan (AMP) to identify and rank necessary major maintenance projects.

The AMP is a set of projects to address facility needs. SPR identifies projects through ongoing condition assessments, consultant studies, work order analyses (to identify key problem areas), and intradepartmental information sharing of facility maintenance issues and needs. Every two years, SPR reviews and updates the AMP. While SPR's planning staff prepares and coordinates the AMP planning process and document development, the process involves a collaborative approach throughout the department to develop project scopes and budget estimates.

Typically, department staff score and rank all of the projects included in the asset management plan using the following six criteria:

Code Requirements: The project brings a facility or element up to federal, state, and Seattle code requirements (such as ADA, water quality, or fire suppression) or meets other legal requirements.

Life Safety: The project will eliminate a condition that poses an imminent threat of injury. Examples of safety hazards are lack of seismic elements, failing piling, outdated play equipment, emergency management elements, or a documented environmental health hazard.

Facility Integrity: The project will help keep the facility operational and extend its life cycle by repairing, replacing, and renovating systems and elements of the facility, including building envelope (roof, walls, windows), electrical, plumbing, storm and sewer line replacement, and synthetic turf replacement.

Improve Operating Efficiency: The project will result in reduction of operating and maintenance costs including energy and water savings.

Equity: The project will preserve or enhance an asset which serves low income and racially diverse communities.

Other: Projects that have a unique element (e.g. leverage other funds) and/or are known needs that do not fit the other priorities.

2021-2026 CIP Highlights

SPR's 2021-2026 CIP budget is \$53 million in 2021 and reflects a wide range of discrete projects and ongoing programs with a mix of funding sources.

The 2021 Proposed CIP made significant reductions to SPR's 6-year plan due to the COVID-19 pandemic as described below.

2021: Key Changes by Fund

- **Seattle Park District:** \$11 million of Park District capital funds will be used in 2021 to offset losses in Parks' operating fund and the General Fund; this will result in capital project delays and an ongoing reduction to Parks' budget for major maintenance and acquisitions. However, it will allow SPR to avoid severe operational cuts.

- **Real Estate Excise Tax (REET):** Due to losses in this fund, SPR's REET funding will be reduced by 46.5% in 2021, amounting to \$19.3 million. REET funds will also be cut in the out years for a total reduction of \$50.9 million across the 6-year CIP.

2021: Key Changes by Project

- **Major Maintenance Backlog Projects: -\$4.4M Park District, -\$1M REET;** Represents a 27% cut to SPR's budget for major maintenance that persists into out years if funding is not replenished through the next Park District spending plan or with other funding. If funding is not reinstated when revenues begin to recover, this reduction will make it difficult for SPR to address the City's backlog of major maintenance needs.
- **Athletic Field Conversions: -\$6M REET;** Delays project schedule for playfield conversion projects which are a lower priority than field replacements and other asset preservation projects. This change impacts Magnuson Park Athletic Field 12 (delayed to 2028) and West Magnolia Playfield South (delayed to 2030).
- **Major Project Challenge Fund: -\$1.8M Park District;** The Major Project Challenge Fund (MPCF) was funded in the first cycle of the Park District. By the end of 2020, all feasibility studies funded by the MPCF are anticipated to be complete. SPR had already begun exploring possible alternatives to the MPCF model to be considered in the next cycle of the Park District; the 2021-2026 CIP redirects this funding to offset General Fund expenses.
- **Acquisitions: -\$1.5M Park District;** Reduces SPR's acquisition budget by 60% to approximately \$1M/year and shifts focus on greenbelts/natural areas where Conservation Futures Tax funds can be leveraged.
- **Community Center Rehabilitation and Development: -\$1.2M REET;** Reduces funding in 2021 by 31% for improvements at SPR's community centers and eliminates REET funding in the out years of SPR's CIP if not replenished in a future Park District cycle or with other funding. Leaves approximately \$260,000/year of Park District funding in the out years.
- **Comfort Station Renovations: -\$660,000 REET;** Eliminates REET funding in this project from the CIP. SPR proposes to use King County Parks Levy resources if available in the out years to help restore some of this funding.
- **Play Area Renovations: -\$425,000 REET;** Reduces REET funding in this project for three years. Maintains a combination of REET and King County Levy funding.
- **Gas Works Park – Remediation Project: -\$570,000 REET;** Reduces \$570,000 of REET funding to the Gas Works Park - Remediation Project (MC-PR-31007) in 2021 and adjusts future year appropriation amounts to align with revised spending estimates from Puget Sound Energy (PSE).
- **ADA Compliance: -\$500,000 REET;** Represents a 25% cut in 2021 and 2022. By 2024 SPR's annual budget returns to its full allocation of \$2M/year.
- **Green Seattle Partnership (GSP): -\$500,000 REET;** Reduces funding for GSP's restoration efforts to \$1.2M/year through 2023. SPR is also holding 2 vacancies on the operating side of its budget to achieve one-time savings. This will result in delay of SPR's 2025 restoration goal of 2500 acres as described further in the response to the Statement of Legislative Intent transmitted to Council with the 2021 Proposed Budget.
- **Other Ongoing Programs: -\$2.7M REET;**
 - Funding Eliminated: Boiler and Mechanical System Replacement, Ballfield Lighting Replacement, Roof & Building Envelope, Play Area Safety, Electrical System Replacement, Environmental Remediation, Sport Court Restoration, Ballfields – Minor Capital Improvements

- 1-3 year budget reductions: Irrigation Replacement and Outdoor Infrastructure, Pavement Restoration, Utility Conservation, ADA, Urban Forestry (GSP), Neighborhood Response, Landscape Restoration, Trails Renovation, Athletic Field Replacements

SPR's CIP reflects an effort to preserve discrete projects in BIPOC communities and to prioritize services and projects in underserved neighborhoods. Taking these maintenance cuts allows other capital projects to move forward such as the community center stabilization projects at locations in South Seattle; land banked site development at Little Saigon, North Rainier and South Park; and ballfield lighting replacement at Ballard and Bitterlake, to name a few. It also helps the department avoid making operational cuts that would significantly affect service to the public.

Following adoption of the 2021 budget, SPR will update its asset preservation plan and identify if there are opportunities to reinstate some funding to these projects and programs; this could include funding from the next 6-year cycle of the Park District spending plan (2022-2027).

2021: Other Changes

The 2021-2026 Proposed Capital Improvement Program includes other technical and/or budget neutral adjustments including:

- Shifts \$1.2M of ongoing debt service payments for the Rainier Beach Community Center from the General Fund to the Real Estate Excise Tax I (REET I) fund.
- Debt finances the Aquarium Expansion project, which was previously cash financed with REET, to relieve strain on that fund. LTGO Bonds will be issued over the next 2-3 years.
- Amends the funding plan for the Parks Central Waterfront Piers Rehabilitation Project by shifting the timing of funding from the LID-Central Waterfront Fund and the Central Waterfront Improvement Fund (budget neutral within the 6-year CIP) and implements a net-zero funding swap in 2021 to replace Park District funds with a combination of REET and Beach Maintenance Trust Fund.
- Allocates Conservation Future Tax resources from King County to the Park Land Acquisition Project.
- Adjusts funding projections for the Saving Our Forests Master project and the Lake City Community Center Improvements project in 2021 to align with the Park District Financial plan. These technical changes also adjust out year funding through 2026 to align with out year allocations.
- Renames the Queen Anne Renovation Project to West Queen Anne Playfield Conversion to avoid confusion with the replacement of synthetic turf at the Queen Anne Bowl.

CIP Revenue Sources

Funds for the development of the system and for ongoing asset management come from a variety of sources. The two largest funding sources for Park's capital work are typically the Park District and REET. The majority of the remaining funding comes from Community Development Block Grants, the Central Waterfront Improvement Fund, King County, and General Fund to pay debt service. Other funding includes the 2008 Parks and Green Spaces Levy, the Cumulative Reserve Subfund, and other special fund sources, grants, and private donations.

Seattle Park District

In August 2014, the voters of Seattle passed a ballot measure creating the Seattle Park District (a metropolitan park district). The Park District is a taxing authority and provides an ongoing revenue source to fund increased parks and recreation services and capital projects. The Park District has the same boundaries as the City of Seattle. The City Council members, acting *ex officio* and independently, comprise the governing board (the District Board). The first cycle of the Park District spanned from 2015-2020. Planning for the 2021-2026 cycle was delayed by one year due to the COVID-19 pandemic. In 2021, the Park District will maintain its 2020 funding level but with a greater proportion of the budget going towards SPR's operating costs; this will help mitigate losses in the General Fund and Park Fund and preserve core operating services. Capital projects that have been delayed or deferred due to this change will be reevaluated for future funding as part of the next 6-year Park District planning process set to begin in 2021 for the 2022-2027 cycle.

Real Estate Excise Taxes (REET)

REET funding is used for asset preservation purposes. In addition to the key investments highlighted above, REET is used to address various ongoing capital programs, such as boiler replacement, electrical system upgrades, small irrigation upgrades, trail maintenance, athletic field and ballfield turf maintenance and improvements, small roofing replacement, paving restoration, landscape and forest restoration, and others. It also funds replacement of aging field lighting systems and certain aquarium infrastructure projects. Due to significant revenue losses in the REET fund resulting from the COVID-19 pandemic, SPR's REET allocation was reduced across their 2021-2026 Proposed CIP. Funding may be reinstated in future years when revenues recover, or as part of the next 6-year planning process for the Park District.

2008 Parks and Green Spaces Levy

The 2008 Parks and Green Spaces Levy was a six-year \$145.5 million levy intended to acquire, develop, or restore, existing or new, parks, recreation facilities, cultural facilities, green spaces, playfields, trails, community gardens, and shoreline areas. The levy package, largely modeled after the successful 2000 Pro Parks Levy, provided for acquisition of new parks and green space and for development and improvement of various parks throughout the city. This included renovation of 23 play areas, park development atop lidded reservoirs, renovation of several existing parks and cultural facilities, and an environmental category to provide funding for the Green Seattle Partnership, community gardens, trails, and improved shoreline access at street ends. An Opportunity Fund Category funded other community-identified projects. This levy ended in 2014 but continues to collect revenues on delinquent property taxes. The capital budget does not include any new appropriations of levy funds, but SPR will continue to spend down existing appropriations.

Summary of Upcoming Budget Issues and Challenges

Waterfront

In 2018, SPR learned that Pier 63 had deteriorated to a point where significant reconstruction will be required sooner than originally anticipated. The original plan for Piers 62/63 was to rebuild Pier 62 (the southerly pier) and add a floating boat dock while retaining the existing Pier 63 and deferring the reconstruction until sometime in the future. Construction on Pier 62 is underway. Public access to Pier 63 will be permanently prohibited once

Pier 62 is re-opened to the public. There is currently no funding for work on Pier 63. SPR will continue to monitor this issue in partnership with Office of the Waterfront and Civic Projects.

Pier 58, currently known as Waterfront Park, will be rebuilt and redesigned to create a public park and improve access, safety and flexibility to the pier. In September of 2020, emergency removal of the pier was needed due to continued deterioration of the structure. The removal is expected to be complete by early 2021 to allow for the redesign to begin. The 2021 Proposed Budget includes Park District funding to support this work.

Gas Works Park

Additional in-water remediation work at Gas Works Park is still being planned with the project costs split between SPR and SPU. While this issue does not impact the 2021 budget, this is a future liability which Parks will continue to monitor.

ADA Barrier Removal Schedule

The mandate from FAS on a required Citywide ADA Barrier Removal Schedule (BRS) coupled with SPR's ongoing ADA work far exceeds the historic annual funding. To address the conceptual level planning estimates required to meet the BRS, SPR would need \$3.8 million annually over the next 20 years; this only addresses the BRS issues, not the total ADA needs across the entire parks and recreation system. SPR currently has \$1.5 million in REET for ADA projects in 2021. A longer-term solution will be considered as part of the next Park District cycle.

Park District

Restoring the REET and Park District cuts across SPR's CIP will place a significant burden on the next cycle of the Park District, which already has a number of commitments against it such as the Green Lake Community Center and the new Mercer Community Center tenant improvements. Reinstating General Fund and/or REET in future years will help offset some of these impacts on the Park District. The Seattle Park District 6-year planning cycle was put on hold for one-year due to the COVID-19 pandemic, with funding maintained at 2020 levels in the 2021 Proposed Budget. Planning for the next cycle (2022-2027) is set to begin in 2021.

Activating and Connecting to Greenways

Project No:	MC-PR-21004	BSL Code:	BC-PR-20000
Project Type:	Ongoing	BSL Name:	Building For The Future
Project Category:	Improved Facility	Location:	Citywide
Current Project Stage:	N/A	Council District:	Multiple
Start/End Date:	N/A	Neighborhood District:	Multiple
Total Project Cost:	N/A	Urban Village:	Multiple

This ongoing project develops safe, inviting connections between parks and greenways which are residential streets that are dedicated connectors for pedestrians, cyclists, and other non-motorized travel, as identified in the Bicycle and Pedestrian Master Plan documents. Typical improvements include crosswalks, benches, greenway park entrance improvements, non-motorized paths and loops within parks, and related work. Parks will work with the Seattle Department of Transportation (SDOT) to activate and enhance connection points between parks. This project improves safety and access to and from the parks, encourages partnerships with neighborhood and community groups, business, and other stakeholders. This project is part of the Metropolitan Parks District measure put before voters in 2014.

Resources	LTD Actuals	2020 Revised	2021	2022	2023	2024	2025	2026	Total
Seattle Park District Revenues	609	152	226	231	237	243	249	255	2,202
Total:	609	152	226	231	237	243	249	255	2,202
Fund Appropriations / Allocations¹	LTD Actuals	2020 Revised	2021	2022	2023	2024	2025	2026	Total
Seattle Park District Fund	609	152	226	231	237	243	249	255	2,202
Total:	609	152	226	231	237	243	249	255	2,202

O&M Impacts: NA

ADA Compliance - Parks

Project No:	MC-PR-41031	BSL Code:	BC-PR-40000
Project Type:	Ongoing	BSL Name:	Fix It First
Project Category:	Rehabilitation or Restoration	Location:	Citywide
Current Project Stage:	N/A	Council District:	Multiple
Start/End Date:	N/A	Neighborhood District:	Multiple
Total Project Cost:	N/A	Urban Village:	Multiple

This project provides for ADA improvements at a number of parks facilities. Work will be focused on selected community centers (e.g., Bitter Lake, Delridge, Garfield, Jefferson, Meadowbrook, Miller and others) and will consist of adjustments to signage, door closures, restroom fixtures, and other features. Signage will be added where needed as well. Similar work will be undertaken at Discovery Park Environmental Learning Center and other facilities to the degree that funding allows.

Resources	LTD Actuals	2020 Revised	2021	2022	2023	2024	2025	2026	Total
Federal Community Development Block Grant	840	-	-	-	-	-	-	-	840
Federal Grant Funds	-	694	-	-	-	-	-	-	694
Real Estate Excise Tax I	4,846	531	1,500	1,500	1,668	-	-	-	10,046
Real Estate Excise Tax II	1,871	2,162	-	-	-	2,000	2,000	2,000	10,033
Total:	7,557	3,387	1,500	1,500	1,668	2,000	2,000	2,000	21,612
Fund Appropriations / Allocations¹	LTD Actuals	2020 Revised	2021	2022	2023	2024	2025	2026	Total
Park And Recreation Fund	840	694	-	-	-	-	-	-	1,533
REET I Capital Fund	4,846	531	1,500	1,500	1,668	-	-	-	10,046
REET II Capital Fund	1,871	2,162	-	-	-	2,000	2,000	2,000	10,033
Total:	7,557	3,387	1,500	1,500	1,668	2,000	2,000	2,000	21,612

O&M Impacts: NA

¹Funds are appropriated through the Adopted Budget at the Budget Summary Level. All Amounts shown above are in thousands of dollars

Aquarium - Pier 59 Piling Replacement and Aquarium Redevelopment Debt Service

Project No:	MC-PR-31002	BSL Code:	BC-PR-30000
Project Type:	Debt Service	BSL Name:	Debt and Special Funding
Project Category:	Rehabilitation or Restoration	Location:	1483 Alaskan Wy
Current Project Stage:	N/A	Council District:	Council District 7
Start/End Date:	2005 - 2025	Neighborhood District:	Downtown
Total Project Cost:	\$37,154	Urban Village:	Downtown

This project supports debt service payments on 20-year Limited Tax General Obligation (LTGO) bonds that were issued in 2005 to pay for the replacement of the entire pier piling system of Pier 59, interior infrastructure improvements, and development of portions of the Aquarium by the Seattle Aquarium Society. The pier and Aquarium work was part of an overall plan to repair and redevelop the Aquarium and the Central Waterfront area, and to construct a new Aquarium entrance, exhibits, and visitor services on a portion of the pier. This work enhanced and extended the useful life of Pier 59 and the Aquarium.

Resources	LTD Actuals	2020 Revised	2021	2022	2023	2024	2025	2026	Total
Private Funding/Donations	7,404	168	168	171	168	173	173	-	8,425
Real Estate Excise Tax I	1,747	-	-	-	-	-	-	-	1,747
Real Estate Excise Tax II	17,717	1,541	1,547	1,542	1,543	1,546	1,546	-	26,982
Total:	26,868	1,709	1,715	1,713	1,711	1,719	1,719	-	37,154
Fund Appropriations / Allocations¹	LTD Actuals	2020 Revised	2021	2022	2023	2024	2025	2026	Total
Park And Recreation Fund	711	168	168	171	168	173	173	-	1,732
REET I Capital Fund	1,747	-	-	-	-	-	-	-	1,747
REET II Capital Fund	17,717	1,541	1,547	1,542	1,543	1,546	1,546	-	26,982
Unrestricted Cumulative Reserve Fund	6,693	-	-	-	-	-	-	-	6,693
Total:	26,868	1,709	1,715	1,713	1,711	1,719	1,719	-	37,154

O&M Impacts: NA

¹Funds are appropriated through the Adopted Budget at the Budget Summary Level. All Amounts shown above are in thousands of dollars

Aquarium Expansion

Project No:	MC-PR-21006	BSL Code:	BC-PR-20000
Project Type:	Discrete	BSL Name:	Building For The Future
Project Category:	Rehabilitation or Restoration	Location:	1483 Alaskan WAY
Current Project Stage:	Stage 3 - Design	Council District:	Council District 7
Start/End Date:	2015 - 2023	Neighborhood District:	Downtown
Total Project Cost:	\$34,290	Urban Village:	Downtown

The Seattle Aquarium is owned by Seattle Parks and Recreation and operated by the non-profit Seattle Aquarium Society (SEAS). SEAS is planning a major expansion to the Aquarium's existing footprint to add new programming and visitor capacity. This project will provide a new Ocean Pavilion that will integrate with improvements made by The Office of the Waterfront along the Central Waterfront. SEAS also intends to make improvements to piers 59 and 60 to improve exhibit space and operations efficiency. Design and construction of the project is led by SEAS and coordinated with City investments by the Parks Department and Office of the Waterfront. This project is part of the overall waterfront improvement program and appropriates City matching funds for SEAS' project. Funding depicted in the table below represents committed funding for design. The City has committed to provide up to \$34 million to SEAS for design and construction. (Interfund Loan repaid with REET and shown as double budgeted in appropriation table.)

Resources	LTD Actuals	2020 Revised	2021	2022	2023	2024	2025	2026	Total
Interfund Loan	250	-	-	-	-	-	-	-	250
LTGO Bond Proceeds	-	-	9,000	11,975	4,000	-	-	-	24,975
Real Estate Excise Tax I	812	3,813	-	-	-	-	-	-	4,625
Real Estate Excise Tax II	2,832	1,608	-	-	-	-	-	-	4,440
Total:	3,894	5,421	9,000	11,975	4,000	-	-	-	34,290
Fund Appropriations / Allocations¹	LTD Actuals	2020 Revised	2021	2022	2023	2024	2025	2026	Total
2021 LTGO Taxable Bond Fund	-	-	9,000	-	-	-	-	-	9,000
2022 LTGO Taxable Bond Fund	-	-	-	11,975	-	-	-	-	11,975
2023 LTGO Taxable Bond Fund	-	-	-	-	4,000	-	-	-	4,000
Central Waterfront Improvement Fund	250	-	-	-	-	-	-	-	250
REET I Capital Fund	812	3,813	-	-	-	-	-	-	4,625
REET II Capital Fund	2,832	1,608	-	-	-	-	-	-	4,440
Total:	3,894	5,421	9,000	11,975	4,000	-	-	-	34,290

O&M Impacts: NA

¹Funds are appropriated through the Adopted Budget at the Budget Summary Level. All Amounts shown above are in thousands of dollars

Aquarium Expansion - Debt Service

Project No:	MC-PR-31009	BSL Code:	BC-PR-30000
Project Type:	Debt Service	BSL Name:	Debt and Special Funding
Project Category:	New Facility	Location:	1483 Alaskan Way
Current Project Stage:	N/A	Council District:	Council District 7
Start/End Date:	N/A	Neighborhood District:	Downtown
Total Project Cost:	\$9,214	Urban Village:	Downtown

The Seattle Aquarium is owned by Seattle Parks and Recreation and operated by the non-profit Seattle Aquarium Society (SEAS). SEAS is planning a major expansion to the Aquarium's existing footprint to add new programming and visitor capacity. This project supports debt service payments on 20-year Limited Tax General Obligation (LTGO) bonds issued in 2021 to pay for the Aquarium Expansion project (MC-PR-21006). The Aquarium Expansion project is part of the overall plan to repair and redevelop the Aquarium and the Central Waterfront area. The final total debt service cost over the course of the bond will be determined upon bond issuance in 2021.

Resources	LTD Actuals	2020 Revised	2021	2022	2023	2024	2025	2026	Total
Real Estate Excise Tax I	-	-	295	1,137	1,813	1,990	1,990	1,990	9,214
Total:	-	-	295	1,137	1,813	1,990	1,990	1,990	9,214
Fund Appropriations / Allocations ¹	LTD Actuals	2020 Revised	2021	2022	2023	2024	2025	2026	Total
REET I Capital Fund	-	-	295	1,137	1,813	1,990	1,990	1,990	9,214
Total:	-	-	295	1,137	1,813	1,990	1,990	1,990	9,214

O&M Impacts: NA

Aquarium Major Maintenance

Project No:	MC-PR-41004	BSL Code:	BC-PR-40000
Project Type:	Ongoing	BSL Name:	Fix It First
Project Category:	Rehabilitation or Restoration	Location:	1483 Alaskan WAY
Current Project Stage:	N/A	Council District:	Council District 7
Start/End Date:	N/A	Neighborhood District:	Downtown
Total Project Cost:	N/A	Urban Village:	Downtown

This ongoing project provides funds for major maintenance at the Aquarium and other related items. Typical projects include seawater pump replacement, tank repairs, energy efficient systems upgrades, exterior decking repairs, Americans with Disabilities (ADA) access improvements, roofing and seismic upgrades, and related work. The facility was constructed in 1980, and a partial addition was installed on Pier 59 portion of the building in 2006. Due to the harsh saltwater environment, Aquarium facilities have a shorter lifespan than similar facilities not located over saltwater. The individual projects will address health and safety codes, extend the life of the asset, improve access for all, reduce energy costs, and improve the overall Aquarium experience for the public. This project is part of the Seattle Park District measure put before voters in 2014.

Resources	LTD Actuals	2020 Revised	2021	2022	2023	2024	2025	2026	Total
Seattle Park District Revenues	2,476	1,719	1,222	1,252	1,283	1,315	1,348	1,382	11,996
Total:	2,476	1,719	1,222	1,252	1,283	1,315	1,348	1,382	11,996
Fund Appropriations / Allocations¹	LTD Actuals	2020 Revised	2021	2022	2023	2024	2025	2026	Total
Seattle Park District Fund	2,476	1,719	1,222	1,252	1,283	1,315	1,348	1,382	11,996
Total:	2,476	1,719	1,222	1,252	1,283	1,315	1,348	1,382	11,996

O&M Impacts: NA

¹Funds are appropriated through the Adopted Budget at the Budget Summary Level. All Amounts shown above are in thousands of dollars

Arboretum Waterfront Trail Renovation

Project No:	MC-PR-61003	BSL Code:	BC-PR-60000
Project Type:	Discrete	BSL Name:	SR520 Mitigation
Project Category:	Improved Facility	Location:	2300 Arboretum DR E
Current Project Stage:	Stage 3 - Design	Council District:	Council District 3
Start/End Date:	2014 - 2022	Neighborhood District:	East District
Total Project Cost:	\$1,725	Urban Village:	Not in an Urban Village

This project renovates the portion of the trail from the existing MOHAL parking lot to the western edge of Foster Island. Project elements include upland and wetland restoration, invasive species removal, native plant re-vegetation, and related repairs. This restoration will improve the health of the ecosystem and provide a more enjoyable pedestrian and bicycling experience.

Resources	LTD Actuals	2020 Revised	2021	2022	2023	2024	2025	2026	Total
State Grant Funds	-	855	-	-	-	-	-	-	855
State Interlocal Revenues	313	163	-	-	-	-	-	-	476
Use of Fund Balance	-	394	-	-	-	-	-	-	394
Total:	313	1,412	-	-	-	-	-	-	1,725
Fund Appropriations / Allocations ¹	LTD Actuals	2020 Revised	2021	2022	2023	2024	2025	2026	Total
Park Mitigation & Remediation	313	1,412	-	-	-	-	-	-	1,725
Total:	313	1,412	-	-	-	-	-	-	1,725

O&M Impacts: NA

Athletic Field Improvements

Project No:	MC-PR-21009	BSL Code:	BC-PR-20000
Project Type:	Ongoing	BSL Name:	Building For The Future
Project Category:	Improved Facility	Location:	Various
Current Project Stage:	N/A	Council District:	Multiple
Start/End Date:	N/A	Neighborhood District:	Multiple
Total Project Cost:	N/A	Urban Village:	Multiple

This project is an ongoing program designed to improve Seattle Athletic Fields. Funding for these improvements is provided by various sources including Athletic Field revenues.

Resources	LTD Actuals	2020 Revised	2021	2022	2023	2024	2025	2026	Total
Athletic Field Revenues	351	1,149	600	600	600	600	600	600	5,100
Miscellaneous Grants or Donations	-	200	-	-	-	-	-	-	200
Real Estate Excise Tax II	2,560	267	-	-	-	-	-	-	2,827
Total:	2,911	1,616	600	600	600	600	600	600	8,127
Fund Appropriations / Allocations ¹	LTD Actuals	2020 Revised	2021	2022	2023	2024	2025	2026	Total
Park And Recreation Fund	351	1,349	600	600	600	600	600	600	5,300
REET II Capital Fund	2,560	267	-	-	-	-	-	-	2,827
Total:	2,911	1,616	600	600	600	600	600	600	8,127

O&M Impacts: NA

Athletic Field Replacements

Project No:	MC-PR-41070	BSL Code:	BC-PR-40000
Project Type:	Ongoing	BSL Name:	Fix It First
Project Category:	Rehabilitation or Restoration	Location:	N/A
Current Project Stage:	N/A	Council District:	Multiple
Start/End Date:	N/A	Neighborhood District:	Multiple
Total Project Cost:	N/A	Urban Village:	Multiple

This program replaces field surfacing systems for fields at the end of their lifecycle. These replacements may include replacement or addition of natural turf, fiber carpets, drainage features, infill material, shock attenuation layers or related features and allow the continued safe and playable use and scheduling of playfields for sports and other activities.

Resources	LTD Actuals	2020 Revised	2021	2022	2023	2024	2025	2026	Total
Real Estate Excise Tax I	-	-	-	2,007	2,598	-	-	-	4,605
Real Estate Excise Tax II	13	3,223	3,327	-	-	-	647	2,947	10,157
Total:	13	3,223	3,327	2,007	2,598	-	647	2,947	14,761

Fund Appropriations / Allocations¹	LTD Actuals	2020 Revised	2021	2022	2023	2024	2025	2026	Total
REET I Capital Fund	-	-	-	2,007	2,598	-	-	-	4,605
REET II Capital Fund	13	3,223	3,327	-	-	-	647	2,947	10,157
Total:	13	3,223	3,327	2,007	2,598	-	647	2,947	14,761

O&M Impacts: NA

Ballfield Lighting Replacement Program

Project No:	MC-PR-41009	BSL Code:	BC-PR-40000
Project Type:	Ongoing	BSL Name:	Fix It First
Project Category:	Rehabilitation or Restoration	Location:	Citywide
Current Project Stage:	N/A	Council District:	Multiple
Start/End Date:	N/A	Neighborhood District:	Multiple
Total Project Cost:	N/A	Urban Village:	Not in an Urban Village

This project provides funding to conduct core testing of wood light poles at various ballfields, replace deteriorated wooden poles with metal poles, install new electrical systems, and perform other related work. The new lighting systems will reduce light spillover and energy efficient. This is a long-term program to replace all deteriorated wood light poles over the next several years at a total estimated cost of \$6 million. Future funding for this program depends on available resources.

Resources	LTD Actuals	2020 Revised	2021	2022	2023	2024	2025	2026	Total
Real Estate Excise Tax I	228	-	-	-	-	-	-	-	228
Real Estate Excise Tax II	3,144	454	-	-	-	-	-	-	3,598
Total:	3,372	454	-	-	-	-	-	-	3,826
Fund Appropriations / Allocations ¹	LTD Actuals	2020 Revised	2021	2022	2023	2024	2025	2026	Total
REET I Capital Fund	228	-	-	-	-	-	-	-	228
REET II Capital Fund	3,144	454	-	-	-	-	-	-	3,598
Total:	3,372	454	-	-	-	-	-	-	3,826

O&M Impacts: NA

¹Funds are appropriated through the Adopted Budget at the Budget Summary Level. All Amounts shown above are in thousands of dollars

Ballfields - Minor Capital Improvements

Project No:	MC-PR-41023	BSL Code:	BC-PR-40000
Project Type:	Ongoing	BSL Name:	Fix It First
Project Category:	Rehabilitation or Restoration	Location:	Citywide
Current Project Stage:	N/A	Council District:	Multiple
Start/End Date:	N/A	Neighborhood District:	Multiple
Total Project Cost:	N/A	Urban Village:	Multiple

This ongoing project provides small-scale renovations and minor improvements to athletic fields throughout the City. Typical improvements include, but are not limited to, repairs to fencing and backstops, renovations to dugouts and playing surfaces, modifications and improvements to irrigation systems and replacement of goal posts and nets. Future funding for this project depends on specific projects and available resources, including grants. This project extends the useful life of the various elements of athletic fields.

Resources	LTD Actuals	2020 Revised	2021	2022	2023	2024	2025	2026	Total
King County Funds	120	-	-	-	-	-	-	-	120
Real Estate Excise Tax I	45	-	-	-	-	-	-	-	45
Real Estate Excise Tax II	310	81	-	-	-	-	-	-	391
Total:	475	81	-	-	-	-	-	-	556
Fund Appropriations / Allocations ¹	LTD Actuals	2020 Revised	2021	2022	2023	2024	2025	2026	Total
REET I Capital Fund	45	-	-	-	-	-	-	-	45
REET II Capital Fund	310	81	-	-	-	-	-	-	391
Unrestricted Cumulative Reserve Fund	120	-	-	-	-	-	-	-	120
Total:	475	81	-	-	-	-	-	-	556

O&M Impacts: NA

¹Funds are appropriated through the Adopted Budget at the Budget Summary Level. All Amounts shown above are in thousands of dollars

Beach Restoration Program

Project No:	MC-PR-41006	BSL Code:	BC-PR-40000
Project Type:	Ongoing	BSL Name:	Fix It First
Project Category:	Rehabilitation or Restoration	Location:	Citywide
Current Project Stage:	N/A	Council District:	Multiple
Start/End Date:	N/A	Neighborhood District:	Multiple
Total Project Cost:	N/A	Urban Village:	Not in an Urban Village

This ongoing project provides for periodic beach renourishment and related work at selected sites throughout the City. Work includes, but is not limited to, laying sand and gravel to replenish beaches that have eroded in recent years and to improve substrate for juvenile salmon habitat. This project supports the Restore Our Waters Strategy to improve Seattle's aquatic environments.

Resources	LTD Actuals	2020 Revised	2021	2022	2023	2024	2025	2026	Total
King County Funds	543	982	-	-	-	-	-	-	1,525
Real Estate Excise Tax I	4	10	-	-	-	-	-	-	14
State Grant Funds	185	515	-	-	-	-	-	-	700
Total:	732	1,507	-	-	-	-	-	-	2,239
Fund Appropriations / Allocations¹	LTD Actuals	2020 Revised	2021	2022	2023	2024	2025	2026	Total
Beach Maintenance Fund	258	343	-	-	-	-	-	-	600
Park And Recreation Fund	221	1,154	-	-	-	-	-	-	1,375
REET I Capital Fund	4	10	-	-	-	-	-	-	14
Unrestricted Cumulative Reserve Fund	249	1	-	-	-	-	-	-	250
Total:	732	1,507	-	-	-	-	-	-	2,239

O&M Impacts: NA

¹Funds are appropriated through the Adopted Budget at the Budget Summary Level. All Amounts shown above are in thousands of dollars

Boat Moorage Restoration

Project No:	MC-PR-41021	BSL Code:	BC-PR-40000
Project Type:	Ongoing	BSL Name:	Fix It First
Project Category:	Rehabilitation or Restoration	Location:	201 Lakeside AVE
Current Project Stage:	N/A	Council District:	Council District 2
Start/End Date:	N/A	Neighborhood District:	Central
Total Project Cost:	N/A	Urban Village:	Not in an Urban Village

This project renovates City-owned boat moorages throughout the park system. Work includes, but is not limited to, repairs to the piles, caps, stringers, decking, and breakwater structures. These repairs extend the useful life boat moorages, many of which generate revenues to the Department each year.

Resources	LTD Actuals	2020 Revised	2021	2022	2023	2024	2025	2026	Total
Concession Revenues	286	14	-	-	-	-	-	-	300
Real Estate Excise Tax I	32	3,968	-	-	-	-	-	-	4,000
State Grant Funds	46	954	-	-	-	-	-	-	1,000
Total:	363	4,937	-	-	-	-	-	-	5,300
Fund Appropriations / Allocations ¹	LTD Actuals	2020 Revised	2021	2022	2023	2024	2025	2026	Total
Park And Recreation Fund	46	954	-	-	-	-	-	-	1,000
REET I Capital Fund	32	3,968	-	-	-	-	-	-	4,000
Unrestricted Cumulative Reserve Fund	286	14	-	-	-	-	-	-	300
Total:	363	4,937	-	-	-	-	-	-	5,300

O&M Impacts: NA

Bobby Morris Playfield Turf Replacement-2008 Levy

Project No:	MC-PR-16014	BSL Code:	BC-PR-10000
Project Type:	Discrete	BSL Name:	2008 Parks Levy
Project Category:	Rehabilitation or Restoration	Location:	1635 11th AVE
Current Project Stage:	Stage 6 - Closeout	Council District:	Council District 3
Start/End Date:	2014 - 2021	Neighborhood District:	East District
Total Project Cost:	\$1,069	Urban Village:	Capitol Hill

This project, funded with 2008 Parks Levy funds redirected from the Seattle Asian Art Museum renovation project , replaces the synthetic turf field surfacing which was installed in 2005, and performs related work. The surfacing material is near the end of its lifecycle. This improvement allows the continued use and scheduling of the playfield for soccer, baseball, and other activities.

Resources	LTD Actuals	2020 Revised	2021	2022	2023	2024	2025	2026	Total
Seattle Voter-Approved Levy	1,048	21	-	-	-	-	-	-	1,069
Total:	1,048	21	-	-	-	-	-	-	1,069
Fund Appropriations / Allocations ¹	LTD Actuals	2020 Revised	2021	2022	2023	2024	2025	2026	Total
2008 Parks Levy Fund	1,048	21	-	-	-	-	-	-	1,069
Total:	1,048	21	-	-	-	-	-	-	1,069

O&M Impacts: NA

Boiler and Mechanical System Replacement Program

Project No:	MC-PR-41007	BSL Code:	BC-PR-40000
Project Type:	Ongoing	BSL Name:	Fix It First
Project Category:	Rehabilitation or Restoration	Location:	Citywide
Current Project Stage:	N/A	Council District:	Multiple
Start/End Date:	N/A	Neighborhood District:	Multiple
Total Project Cost:	N/A	Urban Village:	Not in an Urban Village

This ongoing project replaces boilers, mechanical systems, and any related work necessary in facilities throughout the Parks system. Costs for certain boiler and mechanical systems replacements may be eligible for reimbursement from Seattle City Light or Puget Sound Energy. This project extends the useful life of the boilers and assures that Department facilities are not closed due to boiler and mechanical systems failure.

Resources	LTD Actuals	2020 Revised	2021	2022	2023	2024	2025	2026	Total
Real Estate Excise Tax I	100	-	-	-	-	-	-	-	100
Real Estate Excise Tax II	1,576	2	-	-	-	-	-	-	1,579
Total:	1,676	2	-	-	-	-	-	-	1,679
Fund Appropriations / Allocations¹	LTD Actuals	2020 Revised	2021	2022	2023	2024	2025	2026	Total
REET I Capital Fund	100	-	-	-	-	-	-	-	100
REET II Capital Fund	1,576	2	-	-	-	-	-	-	1,579
Total:	1,676	2	-	-	-	-	-	-	1,679

O&M Impacts: NA

Bryant Site Development

Project No:	MC-PR-61002	BSL Code:	BC-PR-60000
Project Type:	Discrete	BSL Name:	SR520 Mitigation
Project Category:	Improved Facility	Location:	1101 NE Boat ST
Current Project Stage:	Stage 5 - Construction	Council District:	Council District 4
Start/End Date:	2013 - 2021	Neighborhood District:	Northeast
Total Project Cost:	\$12,039	Urban Village:	University District

This project, funded with monies from the University of Washington and the Washington State Department of Transportation, remediates and develops a replacement park site at 1101 NE Boat Street for lands lost at the Washington Park Arboretum and East Montlake Park for the development of the new State Route 520 Bridge and HOV project, I-5 to Medina. Improvements include demolition, site remediation, design, and development of a new waterfront park. The replacement park continues to serve city-wide park needs.

Resources	LTD Actuals	2020 Revised	2021	2022	2023	2024	2025	2026	Total
State Interlocal Revenues	9,491	1,898	-	-	-	-	-	-	11,389
Use of Fund Balance	-	650	-	-	-	-	-	-	650
Total:	9,491	2,548	-	-	-	-	-	-	12,039
Fund Appropriations / Allocations ¹	LTD Actuals	2020 Revised	2021	2022	2023	2024	2025	2026	Total
Park Mitigation & Remediation	9,491	2,548	-	-	-	-	-	-	12,039
Total:	9,491	2,548	-	-	-	-	-	-	12,039

O&M Impacts: NA

¹Funds are appropriated through the Adopted Budget at the Budget Summary Level. All Amounts shown above are in thousands of dollars

Burke-Gilman Playground Park Renovation

Project No:	MC-PR-41073	BSL Code:	BC-PR-40000
Project Type:	Discrete	BSL Name:	Fix It First
Project Category:	Rehabilitation or Restoration	Location:	5201 Sand Point Way NE
Current Project Stage:	Stage 2 - Initiation, Project Definition, & Planning	Council District:	Council District 4
Start/End Date:	2020 - 2020	Neighborhood District:	Northeast
Total Project Cost:	\$1,000	Urban Village:	Not in an Urban Village

This project will renovate the eastern portion of Burke-Gilman Playground Park to create an inclusive park space for people of diverse abilities. The current play area will be replaced with new play features along a renovated loop pathway with landscape improvements. The project will also include improved and expanded accessible parking, restroom improvements, and related work.

Resources	LTD Actuals	2020 Revised	2021	2022	2023	2024	2025	2026	Total
King County Parks Levy	-	800	-	-	-	-	-	-	800
Real Estate Excise Tax I	-	200	-	-	-	-	-	-	200
Total:	-	1,000	-	-	-	-	-	-	1,000

Fund Appropriations / Allocations ¹	LTD Actuals	2020 Revised	2021	2022	2023	2024	2025	2026	Total
King County Parks Levy Fund	-	800	-	-	-	-	-	-	800
REET I Capital Fund	-	200	-	-	-	-	-	-	200
Total:	-	1,000	-	-	-	-	-	-	1,000

O&M Impacts:

¹Funds are appropriated through the Adopted Budget at the Budget Summary Level. All Amounts shown above are in thousands of dollars

Cal Anderson Park Landscape Improvement

Project No:	MC-PR-41047	BSL Code:	BC-PR-40000
Project Type:	Discrete	BSL Name:	Fix It First
Project Category:	Improved Facility	Location:	1635 11th AVE
Current Project Stage:	Stage 3 - Design	Council District:	Council District 3
Start/End Date:	2018 - 2021	Neighborhood District:	Central
Total Project Cost:	\$200	Urban Village:	First Hill/Capitol Hill

This project provides funding for the planning, design, and installation at Cal Anderson Park of a seating/enhanced landscape area or a contemplative space complementary to the larger AIDS memorial project located in the public spaces in and around the Transit-Oriented-Development (TOD) project at the Capitol Hill Sound Transit station. This will be a joint effort with the Office of Arts & Culture and Seattle Parks and Recreation and will be designed as part of the comprehensive memorial project.

Resources	LTD Actuals	2020 Revised	2021	2022	2023	2024	2025	2026	Total
Real Estate Excise Tax I	69	131	-	-	-	-	-	-	200
Total:	69	131	-	-	-	-	-	-	200
Fund Appropriations / Allocations¹	LTD Actuals	2020 Revised	2021	2022	2023	2024	2025	2026	Total
REET I Capital Fund	69	131	-	-	-	-	-	-	200
Total:	69	131	-	-	-	-	-	-	200

O&M Impacts: NA

¹Funds are appropriated through the Adopted Budget at the Budget Summary Level. All Amounts shown above are in thousands of dollars

Comfort Station Renovations

Project No:	MC-PR-41036	BSL Code:	BC-PR-40000
Project Type:	Ongoing	BSL Name:	Fix It First
Project Category:	Rehabilitation or Restoration	Location:	Multiple
Current Project Stage:	N/A	Council District:	Multiple
Start/End Date:	N/A	Neighborhood District:	Multiple
Total Project Cost:	N/A	Urban Village:	Multiple

This project renovates selected comfort stations for improved ADA access, ventilation and finishes (walls and floors), and security. The renovations also may include reconfigured stalls, new toilets, urinals, and sinks, ADA accessories, paint and finishes, and related work, depending on the needs of a particular site. In some cases, a comfort station may be replaced with a prefabricated unit. More park users will have access to these facilities, and the improvements will make them more inviting and comfortable.

Resources	LTD Actuals	2020 Revised	2021	2022	2023	2024	2025	2026	Total
CRS Misc Revenues	268	37	-	-	-	-	-	-	305
King County Parks Levy	313	1,633	-	110	110	110	110	111	2,497
King County Voter-Approved Levy	439	-	-	-	-	-	-	-	439
Real Estate Excise Tax I	300	460	-	-	-	-	-	-	760
Real Estate Excise Tax II	385	180	-	-	-	-	-	-	565
Total:	1,705	2,309	-	110	110	110	110	111	4,565

Fund Appropriations / Allocations ¹	LTD Actuals	2020 Revised	2021	2022	2023	2024	2025	2026	Total
King County Parks Levy Fund	752	1,633	-	110	110	110	110	111	2,936
REET I Capital Fund	300	460	-	-	-	-	-	-	760
REET II Capital Fund	385	180	-	-	-	-	-	-	565
Unrestricted Cumulative Reserve Fund	268	37	-	-	-	-	-	-	305
Total:	1,705	2,309	-	110	110	110	110	111	4,565

O&M Impacts: NA

¹Funds are appropriated through the Adopted Budget at the Budget Summary Level. All Amounts shown above are in thousands of dollars

Comfort Station Renovations-2008 Levy Phase 2

Project No:	MC-PR-16007	BSL Code:	BC-PR-10000
Project Type:	Discrete	BSL Name:	2008 Parks Levy
Project Category:	Rehabilitation or Restoration	Location:	Citywide
Current Project Stage:	Stage 3 - Design	Council District:	Multiple
Start/End Date:	2014 - 2021	Neighborhood District:	Multiple
Total Project Cost:	\$2,347	Urban Village:	Multiple

This project, funded with 2008 Parks Levy funds redirected from the Seattle Asian Art Museum renovation project, renovates selected comfort station sites for improved ADA access, ventilation and finishes (walls and floors) and security. The renovations may include reconfigured stalls, new toilets and urinals, ADA compliance improvements, paint and finishes, and related work, depending on the needs of a particular site. More park users will have access to the facility, and the improvements will make it more inviting and comfortable. Specific sites in 2014 to be determined.

Resources	LTD Actuals	2020 Revised	2021	2022	2023	2024	2025	2026	Total
Seattle Voter-Approved Levy	-	1,501	-	-	-	-	-	-	1,501
Seattle Voter-Approved Levy	570	277	-	-	-	-	-	-	846
Total:	570	1,778	-	-	-	-	-	-	2,347
Fund Appropriations / Allocations¹	LTD Actuals	2020 Revised	2021	2022	2023	2024	2025	2026	Total
2008 Parks Levy Fund	570	1,778	-	-	-	-	-	-	2,347
Total:	570	1,778	-	-	-	-	-	-	2,347

O&M Impacts: NA

¹Funds are appropriated through the Adopted Budget at the Budget Summary Level. All Amounts shown above are in thousands of dollars

Community Center Rehabilitation & Development

Project No:	MC-PR-41002	BSL Code:	BC-PR-40000
Project Type:	Ongoing	BSL Name:	Fix It First
Project Category:	Rehabilitation or Restoration	Location:	Citywide
Current Project Stage:	N/A	Council District:	Multiple
Start/End Date:	N/A	Neighborhood District:	Multiple
Total Project Cost:	N/A	Urban Village:	Multiple

This ongoing project provides funding for improvements at 26 community centers, the oldest of which is 103 years old. Typical improvements include renovation, upgrades, or replacement of major building systems, roof and building envelopes, seismic upgrades, painting, energy efficient lighting and other environmentally sustainable building components, Americans with Disabilities (ADA) access improvements, and related work. In some instances, facilities will be replaced or remodeled to improve programming space. The individual projects will address health and safety codes, extend the life of the asset, improve access for all, reduce energy costs, improve the overall community center experience for the public, and meet today's and future recreation needs. This project is part of the Metropolitan Parks District measure put before voters in 2014.

Resources	LTD Actuals	2020 Revised	2021	2022	2023	2024	2025	2026	Total
Park and Recreation Fund	-	150	-	-	-	-	-	-	150
Real Estate Excise Tax I	-	-	2,286	1,282	-	-	-	-	3,568
Real Estate Excise Tax II	1,465	6,218	-	-	-	-	-	-	7,683
Seattle Park District Revenues	4,400	9,867	386	250	256	263	270	276	15,968
Use of Fund Balance	(16)	16	-	-	-	-	-	-	-
Total:	5,849	16,251	2,672	1,532	256	263	270	276	27,370
Fund Appropriations / Allocations¹	LTD Actuals	2020 Revised	2021	2022	2023	2024	2025	2026	Total
Park And Recreation Fund	(16)	166	-	-	-	-	-	-	150
REET I Capital Fund	-	-	2,286	1,282	-	-	-	-	3,568
REET II Capital Fund	1,465	6,218	-	-	-	-	-	-	7,683
Seattle Park District Fund	4,400	9,867	386	250	256	263	270	276	15,968
Total:	5,849	16,251	2,672	1,532	256	263	270	276	27,370

O&M Impacts: NA

¹Funds are appropriated through the Adopted Budget at the Budget Summary Level. All Amounts shown above are in thousands of dollars

Community Food Gardens and P-Patches

Project No:	MC-PR-17001	BSL Code:	BC-PR-10000
Project Type:	Discrete	BSL Name:	2008 Parks Levy
Project Category:	New Facility	Location:	Citywide
Current Project Stage:	Stage 6 - Closeout	Council District:	Multiple
Start/End Date:	2009 - 2021	Neighborhood District:	Multiple
Total Project Cost:	\$2,428	Urban Village:	Not in an Urban Village

This project provides for acquisition and development of new sites and development of new community gardens or P-Patches on existing City-owned property. The primary (but not exclusive) focus is on Ballard, Queen Anne, Rainier Valley, and West Seattle. This project is part of the 2008 Parks Levy.

Resources	LTD Actuals	2020 Revised	2021	2022	2023	2024	2025	2026	Total
Seattle Voter-Approved Levy	2,417	10	-	-	-	-	-	-	2,428
Total:	2,417	10	-	-	-	-	-	-	2,428
Fund Appropriations / Allocations ¹	LTD Actuals	2020 Revised	2021	2022	2023	2024	2025	2026	Total
2008 Parks Levy Fund	2,417	10	-	-	-	-	-	-	2,428
Total:	2,417	10	-	-	-	-	-	-	2,428

O&M Impacts: NA

Develop 14 New Parks at Land-Banked Sites

Project No:	MC-PR-21003	BSL Code:	BC-PR-20000
Project Type:	Ongoing	BSL Name:	Building For The Future
Project Category:	Improved Facility	Location:	Citywide
Current Project Stage:	N/A	Council District:	Multiple
Start/End Date:	N/A	Neighborhood District:	Multiple
Total Project Cost:	N/A	Urban Village:	Multiple

This ongoing project develops 14 new parks on land-banked sites that were acquired under prior levies. Depending on the size, location, and type of park, new elements could include trees and landscaping, paths, plazas, a play area, site furniture, lighting, and related improvements. Each newly developed park will improve the neighborhood and contribute to improved health for park users, and will have environmental benefits. This project is part of the Metropolitan Parks District measure put before voters in 2014.

Resources	LTD Actuals	2020 Revised	2021	2022	2023	2024	2025	2026	Total
Miscellaneous Revenues	-	1,070	-	-	-	-	-	-	1,070
Seattle Park District Revenues	6,537	7,432	-	-	-	-	-	-	13,969
Total:	6,537	8,502	-	-	-	-	-	-	15,039
Fund Appropriations / Allocations ¹	LTD Actuals	2020 Revised	2021	2022	2023	2024	2025	2026	Total
Park And Recreation Fund	-	1,070	-	-	-	-	-	-	1,070
Seattle Park District Fund	6,537	7,432	-	-	-	-	-	-	13,969
Total:	6,537	8,502	-	-	-	-	-	-	15,039

O&M Impacts: NA

Duwamish Waterway Park Improvements

Project No:	MC-PR-21014	BSL Code:	BC-PR-20000
Project Type:	Discrete	BSL Name:	Building For The Future
Project Category:	Improved Facility	Location:	10th Ave S / S Elmgrove
Current Project Stage:	Stage 3 - Design	Council District:	Council District 1
Start/End Date:	2019 - 2021	Neighborhood District:	Greater Duwamish
Total Project Cost:	\$950	Urban Village:	Greater Duwamish

This project will make major improvements to Duwamish Waterway Park, including installation of a new play area, renovation of grill/picnic areas, addition of pathways and a drinking fountain, and related work. This project is part of the Building for the Future BSL, and uses donated funds from the Seattle Parks Foundation.

Resources	LTD Actuals	2020 Revised	2021	2022	2023	2024	2025	2026	Total
Private Funding/Donations	18	932	-	-	-	-	-	-	950
Total:	18	932	-	-	-	-	-	-	950
Fund Appropriations / Allocations ¹	LTD Actuals	2020 Revised	2021	2022	2023	2024	2025	2026	Total
Park And Recreation Fund	18	932	-	-	-	-	-	-	950
Total:	18	932	-	-	-	-	-	-	950

O&M Impacts: NA

¹Funds are appropriated through the Adopted Budget at the Budget Summary Level. All Amounts shown above are in thousands of dollars

Electrical System Replacement Program

Project No:	MC-PR-41008	BSL Code:	BC-PR-40000
Project Type:	Ongoing	BSL Name:	Fix It First
Project Category:	Rehabilitation or Restoration	Location:	Citywide
Current Project Stage:	N/A	Council District:	Multiple
Start/End Date:	N/A	Neighborhood District:	Multiple
Total Project Cost:	N/A	Urban Village:	Multiple

This ongoing project renovates electrical systems throughout the park system to reduce fire hazards and performs other related work. Future funding depends on specific projects and available resources, including grants. This project extends the useful life of electrical systems in various Parks facilities and increases the safety of these systems.

Resources	LTD Actuals	2020 Revised	2021	2022	2023	2024	2025	2026	Total
Real Estate Excise Tax I	556	-	-	-	-	-	-	-	556
Real Estate Excise Tax II	1,233	101	-	-	-	-	-	-	1,334
Total:	1,789	101	-	-	-	-	-	-	1,890
Fund Appropriations / Allocations¹	LTD Actuals	2020 Revised	2021	2022	2023	2024	2025	2026	Total
REET I Capital Fund	556	-	-	-	-	-	-	-	556
REET II Capital Fund	1,233	101	-	-	-	-	-	-	1,334
Total:	1,789	101	-	-	-	-	-	-	1,890

O&M Impacts: NA

¹Funds are appropriated through the Adopted Budget at the Budget Summary Level. All Amounts shown above are in thousands of dollars

Emma Schmitz Sea Wall Replacement-2008 Levy

Project No:	MC-PR-16008	BSL Code:	BC-PR-10000
Project Type:	Discrete	BSL Name:	2008 Parks Levy
Project Category:	Rehabilitation or Restoration	Location:	4503 Beach DR SW
Current Project Stage:	Stage 3 - Design	Council District:	Council District 1
Start/End Date:	2014 - 2021	Neighborhood District:	Southwest
Total Project Cost:	\$1,250	Urban Village:	Not in an Urban Village

This project, funded with 2008 Parks Levy funds redirected from the Seattle Asian Art Museum renovation project, is Seattle Parks' share of the replacement or repair of the seawall which is failing. The Army Corps of Engineers is funding a study to determine the best option for replacement or repair of the seawall. It is anticipated that the cost of the project will be less than \$2 million. Parks and the Army Corps will share the costs of the project (Parks 35% and Army Corps 65%).

Resources	LTD Actuals	2020 Revised	2021	2022	2023	2024	2025	2026	Total
Seattle Voter-Approved Levy	600	-	-	-	-	-	-	-	600
Seattle Voter-Approved Levy	606	45	-	-	-	-	-	-	650
Total:	1,206	45	-	-	-	-	-	-	1,250
Fund Appropriations / Allocations ¹	LTD Actuals	2020 Revised	2021	2022	2023	2024	2025	2026	Total
2008 Parks Levy Fund	1,206	45	-	-	-	-	-	-	1,250
Total:	1,206	45	-	-	-	-	-	-	1,250

O&M Impacts: NA

¹Funds are appropriated through the Adopted Budget at the Budget Summary Level. All Amounts shown above are in thousands of dollars

Environmental Remediation Program

Project No:	MC-PR-41016	BSL Code:	BC-PR-40000
Project Type:	Ongoing	BSL Name:	Fix It First
Project Category:	Rehabilitation or Restoration	Location:	Citywide
Current Project Stage:	N/A	Council District:	Multiple
Start/End Date:	N/A	Neighborhood District:	Multiple
Total Project Cost:	N/A	Urban Village:	Multiple

This ongoing project provides for abatement of lead paint, asbestos, contaminated soils, and other required remediation efforts at sites throughout the City. Projects are determined based on legal requirements, the severity of the problem, and the impact to the public and Parks operations.

Resources	LTD Actuals	2020 Revised	2021	2022	2023	2024	2025	2026	Total
Real Estate Excise Tax I	202	-	-	-	-	-	-	-	202
Real Estate Excise Tax II	729	103	-	-	-	-	-	-	832
Total:	931	103	-	-	-	-	-	-	1,035
Fund Appropriations / Allocations ¹	LTD Actuals	2020 Revised	2021	2022	2023	2024	2025	2026	Total
REET I Capital Fund	202	-	-	-	-	-	-	-	202
REET II Capital Fund	729	103	-	-	-	-	-	-	832
Total:	931	103	-	-	-	-	-	-	1,035

O&M Impacts: NA

First Hill Park Development

Project No:	MC-PR-15015	BSL Code:	BC-PR-10000
Project Type:	Discrete	BSL Name:	2008 Parks Levy
Project Category:	Improved Facility	Location:	1201 University ST
Current Project Stage:	Stage 5 - Construction	Council District:	Council District 2
Start/End Date:	2018 - 2021	Neighborhood District:	East District
Total Project Cost:	\$1,000	Urban Village:	First Hill/Capitol Hill

This project re-develops a First Hill Park in the First Hill community. This project is part of the 2008 Parks Levy using funds reallocated from Neighborhood Park Acquisitions.

Resources	LTD Actuals	2020 Revised	2021	2022	2023	2024	2025	2026	Total
Private Funding/Donations	-	500	-	-	-	-	-	-	500
Seattle Voter-Approved Levy	75	425	-	-	-	-	-	-	500
Total:	75	925	-	-	-	-	-	-	1,000

Fund Appropriations / Allocations ¹	LTD Actuals	2020 Revised	2021	2022	2023	2024	2025	2026	Total
2008 Parks Levy Fund	75	925	-	-	-	-	-	-	1,000
Total:	75	925	-	-	-	-	-	-	1,000

O&M Impacts: NA

Fountain Discharge Retrofit

Project No:	MC-PR-41033	BSL Code:	BC-PR-40000
Project Type:	Discrete	BSL Name:	Fix It First
Project Category:	Rehabilitation or Restoration	Location:	Citywide
Current Project Stage:	Stage 3 - Design	Council District:	Multiple
Start/End Date:	2012 - 2021	Neighborhood District:	Multiple
Total Project Cost:	\$781	Urban Village:	Multiple

This project retrofits the filter backwash system for four fountains: Piggott, American Legion, Canyon-Cascade in Freeway Park and Cal Anderson Park. These fountains will be modified in accordance with current codes and permits.

Resources	LTD Actuals	2020 Revised	2021	2022	2023	2024	2025	2026	Total
Real Estate Excise Tax I	13	268	-	-	-	-	-	-	281
Real Estate Excise Tax II	323	177	-	-	-	-	-	-	500
Total:	336	445	-	-	-	-	-	-	781

Fund Appropriations / Allocations ¹	LTD Actuals	2020 Revised	2021	2022	2023	2024	2025	2026	Total
REET I Capital Fund	13	268	-	-	-	-	-	-	281
REET II Capital Fund	323	177	-	-	-	-	-	-	500
Total:	336	445	-	-	-	-	-	-	781

O&M Impacts: NA

¹Funds are appropriated through the Adopted Budget at the Budget Summary Level. All Amounts shown above are in thousands of dollars

Freeway Park Improvements

Project No:	MC-PR-21011	BSL Code:	BC-PR-20000
Project Type:	Discrete	BSL Name:	Building For The Future
Project Category:	Improved Facility	Location:	1227 9th AVE
Current Project Stage:	Stage 2 - Initiation, Project Definition, & Planning	Council District:	Council District 7
Start/End Date:	2018 - 2023	Neighborhood District:	Downtown
Total Project Cost:	\$10,000	Urban Village:	First Hill/Capitol Hill

This project will make major improvements to Freeway Park, including renovation and upgrades to its electrical and lighting systems, utilities, and storm-water infrastructure. Related work may also include enhancements to entries, renovation of the comfort station, site furnishings, wayfinding, programming and activation. This project is part of the Building for the Future Budget Summary Level, and using mitigation funds allocated from the convention center expansion public benefits package.

Resources	LTD Actuals	2020 Revised	2021	2022	2023	2024	2025	2026	Total
Private Funding/Donations	613	9,387	-	-	-	-	-	-	10,000
Total:	613	9,387	-	-	-	-	-	-	10,000
Fund Appropriations / Allocations ¹	LTD Actuals	2020 Revised	2021	2022	2023	2024	2025	2026	Total
Park And Recreation Fund	613	9,387	-	-	-	-	-	-	10,000
Total:	613	9,387	-	-	-	-	-	-	10,000

O&M Impacts: NA

¹Funds are appropriated through the Adopted Budget at the Budget Summary Level. All Amounts shown above are in thousands of dollars

Gas Works Park - Remediation

Project No:	MC-PR-31007	BSL Code:	BC-PR-30000
Project Type:	Ongoing	BSL Name:	Debt and Special Funding
Project Category:	Rehabilitation or Restoration	Location:	2101 N Northlake Wy
Current Project Stage:	N/A	Council District:	Council District 4
Start/End Date:	N/A	Neighborhood District:	Lake Union
Total Project Cost:	N/A	Urban Village:	Not in an Urban Village

This project provides ongoing monitoring efforts to ensure the measures constructed for remediation of soils at Gas Works Park were effective. Monitoring activities include maintenance and operation of the air sparging, SVE systems, soil cap, and other institutional controls; groundwater testing; quarterly reports; and other related work. The project also provides for ongoing monitoring for as long as 20 years from installation, effectively until 2021. All measures of the Compliance Monitoring Project must be executed in accordance with the Consent Decree established in 1998, requiring the Seattle Department of Parks and Recreation, Puget Sound Energy, and the Department of Ecology to implement a Cleanup Action Plan.

Resources	LTD Actuals	2020 Revised	2021	2022	2023	2024	2025	2026	Total
General Fund	402	-	-	-	-	-	-	-	402
Miscellaneous Grants or Donations	172	3	-	-	-	-	-	-	175
Real Estate Excise Tax I	2,076	184	-	-	-	-	-	-	2,260
Real Estate Excise Tax II	750	585	100	120	220	170	670	1,040	3,655
State Grant Funds	-	154	-	-	-	-	-	-	154
Total:	3,401	926	100	120	220	170	670	1,040	6,646
Fund Appropriations / Allocations¹	LTD Actuals	2020 Revised	2021	2022	2023	2024	2025	2026	Total
Gasworks Park Contamination Remediation Fund	402	-	-	-	-	-	-	-	402
Park And Recreation Fund	172	157	-	-	-	-	-	-	329
REET I Capital Fund	2,076	184	-	-	-	-	-	-	2,260
REET II Capital Fund	750	585	100	120	220	170	670	1,040	3,655
Total:	3,401	926	100	120	220	170	670	1,040	6,646

O&M Impacts: NA

¹Funds are appropriated through the Adopted Budget at the Budget Summary Level. All Amounts shown above are in thousands of dollars

Golf - Capital Improvements

Project No:	MC-PR-31005	BSL Code:	BC-PR-30000
Project Type:	Ongoing	BSL Name:	Debt and Special Funding
Project Category:	Rehabilitation or Restoration	Location:	Citywide
Current Project Stage:	N/A	Council District:	Multiple
Start/End Date:	N/A	Neighborhood District:	Multiple
Total Project Cost:	N/A	Urban Village:	Multiple

This project is an ongoing program designed to improve the four City-owned golf courses (Interbay, Jackson, Jefferson, and West Seattle). Funding for these improvements is provided by green fees, golf cart rentals, ball purchases, and other golf revenues.

Resources	LTD Actuals	2020 Revised	2021	2022	2023	2024	2025	2026	Total
Golf Revenues	2,426	68	-	-	-	-	-	-	2,495
King County Voter-Approved Levy	2,422	1,543	1,541	1,155	1,154	1,151	1,144	1,072	11,182
Total:	4,848	1,611	1,541	1,155	1,154	1,151	1,144	1,072	13,677
Fund Appropriations / Allocations ¹	LTD Actuals	2020 Revised	2021	2022	2023	2024	2025	2026	Total
King County Parks Levy Fund	2,422	1,543	1,541	1,155	1,154	1,151	1,144	1,072	11,182
Unrestricted Cumulative Reserve Fund	2,426	68	-	-	-	-	-	-	2,495
Total:	4,848	1,611	1,541	1,155	1,154	1,151	1,144	1,072	13,677

O&M Impacts: NA

¹Funds are appropriated through the Adopted Budget at the Budget Summary Level. All Amounts shown above are in thousands of dollars

Golf Master Plan Implementation

Project No:	MC-PR-31004	BSL Code:	BC-PR-30000
Project Type:	Discrete	BSL Name:	Debt and Special Funding
Project Category:	Improved Facility	Location:	Citywide
Current Project Stage:	Stage 3 - Design	Council District:	Multiple
Start/End Date:	2010 - 2021	Neighborhood District:	Multiple
Total Project Cost:	\$16,524	Urban Village:	Multiple

This project provides improvements to the four City-owned golf courses (Interbay, Jackson, Jefferson, and West Seattle), including but not limited to, building replacements, driving ranges, cart path improvements, and course and landscaping renovation. Golf Capital Improvements will be phased over 6+ years, placing the revenue generating improvements upfront. The project will expand Golf program capacity and revenues by implementing portions of the Golf Master Plan.

Resources	LTD Actuals	2020 Revised	2021	2022	2023	2024	2025	2026	Total
LTGO Bond Proceeds	15,760	765	-	-	-	-	-	-	16,524
Total:	15,760	765	-	-	-	-	-	-	16,524
Fund Appropriations / Allocations¹	LTD Actuals	2020 Revised	2021	2022	2023	2024	2025	2026	Total
2010 Multipurpose LTGO Bond Fund	863	-	-	-	-	-	-	-	863
2011 Multipurpose LTGO Bond Fund	2,049	-	-	-	-	-	-	-	2,049
2012 Multipurpose LTGO Bond Fund	4,032	210	-	-	-	-	-	-	4,242
2013 Multipurpose LTGO Bond Fund	1,810	-	-	-	-	-	-	-	1,810
2014 Multipurpose LTGO Bond Fund	5,485	76	-	-	-	-	-	-	5,561
2015 Multipurpose LTGO Bond Fund	1,521	479	-	-	-	-	-	-	2,000
Total:	15,760	765	-	-	-	-	-	-	16,524

O&M Impacts: NA

¹Funds are appropriated through the Adopted Budget at the Budget Summary Level. All Amounts shown above are in thousands of dollars

Green Lake CC - Evans Pool Roof Replacement & Solar Hot Water

Project No:	MC-PR-41034	BSL Code:	BC-PR-40000
Project Type:	Discrete	BSL Name:	Fix It First
Project Category:	Rehabilitation or Restoration	Location:	7201 E Green Lake Dr N
Current Project Stage:	Stage 3 - Design	Council District:	Council District 6
Start/End Date:	2013 - 2021	Neighborhood District:	Northwest
Total Project Cost:	\$1,672	Urban Village:	Green Lake

This project demolishes the existing 15,130 square foot Evans Pool roof and the 13,625 Community Center roof and replaces them with a rubberized membrane roofing/EPDM system and solar panels to supplement the pool hot water system, seismic improvements, and related work. The flat roof section of the roof will accommodate a 1,000,000 Btu/day system and will help to reduce pool heating costs.

Resources	LTD Actuals	2020 Revised	2021	2022	2023	2024	2025	2026	Total
Real Estate Excise Tax I	957	715	-	-	-	-	-	-	1,672
Total:	957	715	-	-	-	-	-	-	1,672
Fund Appropriations / Allocations ¹	LTD Actuals	2020 Revised	2021	2022	2023	2024	2025	2026	Total
REET I Capital Fund	957	715	-	-	-	-	-	-	1,672
Total:	957	715	-	-	-	-	-	-	1,672

O&M Impacts: NA

Green Lake Community Center & Evans Pool Replacement

Project No:	MC-PR-41071	BSL Code:	BC-PR-40000
Project Type:	Discrete	BSL Name:	Fix It First
Project Category:	Rehabilitation or Restoration	Location:	7201 E Green Lake DR N
Current Project Stage:	Stage 1 - Pre-Project Development	Council District:	Council District 6
Start/End Date:	2019 - 2024	Neighborhood District:	Northwest
Total Project Cost:	\$1,000	Urban Village:	Green Lake

This project will achieve planning and schematic design for replacement of the current Green Lake Community Center and Evans Pool. Work will entail public outreach and engagement, feasibility analysis of alternatives, and development of a preferred schematic design and cost estimating. Funding for construction of this project will be considered in the next cycle of the Seattle Park District spending plan which has been delayed by one year and will now be developed for 2022-2027.

Resources	LTD Actuals	2020 Revised	2021	2022	2023	2024	2025	2026	Total
Real Estate Excise Tax II	5	995	-	-	-	-	-	-	1,000
Total:	5	995	-	-	-	-	-	-	1,000
Fund Appropriations / Allocations¹	LTD Actuals	2020 Revised	2021	2022	2023	2024	2025	2026	Total
REET II Capital Fund	5	995	-	-	-	-	-	-	1,000
Total:	5	995	-	-	-	-	-	-	1,000

O&M Impacts: NA

¹Funds are appropriated through the Adopted Budget at the Budget Summary Level. All Amounts shown above are in thousands of dollars

Green Lake Community Center Electrical and Mechanical Renovation-2008 Levy

Project No:	MC-PR-16009	BSL Code:	BC-PR-10000
Project Type:	Discrete	BSL Name:	2008 Parks Levy
Project Category:	Rehabilitation or Restoration	Location:	7201 E Green Lake DR N
Current Project Stage:	Stage 3 - Design	Council District:	Council District 6
Start/End Date:	2014 - 2021	Neighborhood District:	Northwest
Total Project Cost:	\$1,216	Urban Village:	Green Lake

This project, funded with 2008 Parks Levy funds redirected from the Seattle Asian Art Museum renovation project, replaces selected electrical and mechanical components in the facility, including replacing the main boiler, adding a new DCC controls system, upgrading building, emergency, and exit lighting, the fire alarm system, and related improvements. It is anticipated that these improvements will improve safety and improve energy efficiency in the Center and Pool.

Resources	LTD Actuals	2020 Revised	2021	2022	2023	2024	2025	2026	Total
Seattle Voter-Approved Levy	253	962	-	-	-	-	-	-	1,216
Total:	253	962	-	-	-	-	-	-	1,216
Fund Appropriations / Allocations ¹	LTD Actuals	2020 Revised	2021	2022	2023	2024	2025	2026	Total
2008 Parks Levy Fund	253	962	-	-	-	-	-	-	1,216
Total:	253	962	-	-	-	-	-	-	1,216

O&M Impacts: NA

¹Funds are appropriated through the Adopted Budget at the Budget Summary Level. All Amounts shown above are in thousands of dollars

Green Space Acquisitions- 2008 Parks Levy

Project No:	MC-PR-12001	BSL Code:	BC-PR-10000
Project Type:	Ongoing	BSL Name:	2008 Parks Levy
Project Category:	New Facility	Location:	Citywide
Current Project Stage:	N/A	Council District:	Multiple
Start/End Date:	N/A	Neighborhood District:	Multiple
Total Project Cost:	N/A	Urban Village:	Multiple

This project provides for acquisition of properties to fill gaps in existing public ownership and preserve continuity in existing public ownership. The project scope targets acquisitions in the following designated green spaces: Arroyos Natural Area, East Duwamish Greenbelt, Northeast Queen Anne Greenbelt, Ravenna Woods, Thornton Creek Watershed, and West Duwamish Greenbelt. These acquisitions will enhance livability and increase opportunities for the public to enjoy nature. They also implement the Parks Strategic Action Plan by encouraging long-term stewardship of natural resources. Levy funds are expected to be supplemented by grants and funds from other sources for these acquisitions. This project is part of the 2008 Parks Levy.

Resources	LTD Actuals	2020 Revised	2021	2022	2023	2024	2025	2026	Total
Interest Earnings	305	-	-	-	-	-	-	-	305
Seattle Voter-Approved Levy	9,181	5	-	-	-	-	-	-	9,186
Total:	9,486	5	-	-	-	-	-	-	9,491
Fund Appropriations / Allocations¹	LTD Actuals	2020 Revised	2021	2022	2023	2024	2025	2026	Total
2008 Parks Levy Fund	9,181	5	-	-	-	-	-	-	9,186
Open Spaces & Trails Bond Fund	305	-	-	-	-	-	-	-	305
Total:	9,486	5	-	-	-	-	-	-	9,491

O&M Impacts: NA

¹Funds are appropriated through the Adopted Budget at the Budget Summary Level. All Amounts shown above are in thousands of dollars

Hiawatha Community Center Renovation-2008 Levy

Project No:	MC-PR-16010	BSL Code:	BC-PR-10000
Project Type:	Discrete	BSL Name:	2008 Parks Levy
Project Category:	Rehabilitation or Restoration	Location:	2700 California AVE SW
Current Project Stage:	Stage 3 - Design	Council District:	Council District 1
Start/End Date:	2014 - 2021	Neighborhood District:	Southwest
Total Project Cost:	\$1,193	Urban Village:	Admiral District

This project, funded with 2008 Parks Levy funds redirected from the Seattle Asian Art Museum renovation project, renovates the building to include an updated kitchen, interior space renovations, new electrical, water and sewer services, exterior and seismic upgrades, ADA improvements, and other related work. Combined, these major systems and programmatic renovations will allow the building to operate more efficiently, and increases the opportunities for more facility rentals.

Resources	LTD Actuals	2020 Revised	2021	2022	2023	2024	2025	2026	Total
Seattle Voter-Approved Levy	103	1,091	-	-	-	-	-	-	1,193
Total:	103	1,091	-	-	-	-	-	-	1,193
Fund Appropriations / Allocations¹	LTD Actuals	2020 Revised	2021	2022	2023	2024	2025	2026	Total
2008 Parks Levy Fund	103	1,091	-	-	-	-	-	-	1,193
Total:	103	1,091	-	-	-	-	-	-	1,193

O&M Impacts: NA

Hubbard Homestead Park (Northgate) Acquisition- Debt Service

Project No:	MC-PR-31003	BSL Code:	BC-PR-30000
Project Type:	Debt Service	BSL Name:	Debt and Special Funding
Project Category:	New Facility	Location:	NE 112th St
Current Project Stage:	N/A	Council District:	Multiple
Start/End Date:	2007 - 2027	Neighborhood District:	Multiple
Total Project Cost:	\$3,970	Urban Village:	Northgate

This project funds the 20-year debt service payment on \$3 million Limited Tax General Obligation (LTGO) debt issued in 2007 to pay for the acquisition of the new Northgate Urban Center Park.

Resources	LTD Actuals	2020 Revised	2021	2022	2023	2024	2025	2026	Total
Real Estate Excise Tax I	2,425	225	221	218	220	220	220	221	3,970
Total:	2,425	225	221	218	220	220	220	221	3,970
Fund Appropriations / Allocations¹	LTD Actuals	2020 Revised	2021	2022	2023	2024	2025	2026	Total
REET I Capital Fund	2,425	225	221	218	220	220	220	221	3,970
Total:	2,425	225	221	218	220	220	220	221	3,970

O&M Impacts: NA

¹Funds are appropriated through the Adopted Budget at the Budget Summary Level. All Amounts shown above are in thousands of dollars

HVAC System Duct Cleaning Program - Large Buildings

Project No:	MC-PR-41028	BSL Code:	BC-PR-40000
Project Type:	Ongoing	BSL Name:	Fix It First
Project Category:	Rehabilitation or Restoration	Location:	Citywide
Current Project Stage:	N/A	Council District:	Multiple
Start/End Date:	N/A	Neighborhood District:	Multiple
Total Project Cost:	N/A	Urban Village:	Multiple

This ongoing project provides periodic (every two to five years) cleaning of the air ducts in the heating, ventilation, and air conditioning (HVAC) systems in pool natatoriums, community centers, and other Department-owned buildings. This maintenance increases the lifespan of these systems and reduces potential future major maintenance projects.

Resources	LTD Actuals	2020 Revised	2021	2022	2023	2024	2025	2026	Total
Property Sales and Interest Earnings	349	35	35	35	35	35	35	35	595
Total:	349	35	35	35	35	35	35	35	595
Fund Appropriations / Allocations ¹	LTD Actuals	2020 Revised	2021	2022	2023	2024	2025	2026	Total
Unrestricted Cumulative Reserve Fund	349	35	35	35	35	35	35	35	595
Total:	349	35	35	35	35	35	35	35	595

O&M Impacts: NA

¹Funds are appropriated through the Adopted Budget at the Budget Summary Level. All Amounts shown above are in thousands of dollars

Improve Dog Off-Leash Areas

Project No:	MC-PR-51002	BSL Code:	BC-PR-50000
Project Type:	Ongoing	BSL Name:	Maintaining Parks and Facilities
Project Category:	Improved Facility	Location:	Citywide
Current Project Stage:	N/A	Council District:	Multiple
Start/End Date:	N/A	Neighborhood District:	Multiple
Total Project Cost:	N/A	Urban Village:	Multiple

This ongoing project improves the City's 14 existing off-leash areas, most of which have aging infrastructure. In 1996, seven sites were selected as pilot off-leash areas. In 1997, four of them (Blue Dog Pond, Genesee, Golden Gardens, and Westcrest were selected as the first permanent sites. By 2011, there were a total of 11 off-leash areas, and three more have been added since then (Magnolia Manor, Kinnear, and Denny). Typical projects will improve Americans with Disabilities (ADA) access, address drainage and erosion issues, update aging infrastructure, and related work. This project is part of the Seattle Park District measure put before voters in 2014.

Resources	LTD Actuals	2020 Revised	2021	2022	2023	2024	2025	2026	Total
Real Estate Excise Tax II	1	100	-	-	-	-	-	-	101
Seattle Park District Revenues	344	189	120	123	126	129	132	136	1,299
Total:	345	289	120	123	126	129	132	136	1,400
Fund Appropriations / Allocations¹	LTD Actuals	2020 Revised	2021	2022	2023	2024	2025	2026	Total
REET II Capital Fund	1	100	-	-	-	-	-	-	101
Seattle Park District Fund	344	189	120	123	126	129	132	136	1,299
Total:	345	289	120	123	126	129	132	136	1,400

O&M Impacts: NA

¹Funds are appropriated through the Adopted Budget at the Budget Summary Level. All Amounts shown above are in thousands of dollars

Irrigation Replacement and Outdoor Infrastructure Program

Project No:	MC-PR-41020	BSL Code:	BC-PR-40000
Project Type:	Ongoing	BSL Name:	Fix It First
Project Category:	Rehabilitation or Restoration	Location:	Citywide
Current Project Stage:	N/A	Council District:	Multiple
Start/End Date:	N/A	Neighborhood District:	Multiple
Total Project Cost:	N/A	Urban Village:	Multiple

This ongoing project funds engineering and other studies of the Department's park irrigation and outdoor infrastructure systems (e.g., water mains, irrigation and drainage lines, sanitary and storm sewers, electrical utilities, roads, paths, trails, retaining walls, bridges, saltwater piers, and related infrastructure); associated cost estimating; related staff and consultant support for developing and prioritizing projects within the Department's Asset Management Plan; and implements replacement projects at various sites. Specific projects are determined by the study and operational considerations. This project provides conservation benefits by reducing water loss due to leaking systems, allocating water flow more efficiently through improved technology, and implementing other related work. It also extends the useful life of the infrastructure.

Resources	LTD Actuals	2020 Revised	2021	2022	2023	2024	2025	2026	Total
Drainage and Wastewater Rates	40	-	-	-	-	-	-	-	40
Real Estate Excise Tax I	556	29	200	200	-	-	-	-	985
Real Estate Excise Tax II	1,747	313	-	-	200	550	550	550	3,909
Total:	2,343	342	200	200	200	550	550	550	4,935
Fund Appropriations / Allocations ¹	LTD Actuals	2020 Revised	2021	2022	2023	2024	2025	2026	Total
REET I Capital Fund	556	29	200	200	-	-	-	-	985
REET II Capital Fund	1,747	313	-	-	200	550	550	550	3,909
Unrestricted Cumulative Reserve Fund	40	-	-	-	-	-	-	-	40
Total:	2,343	342	200	200	200	550	550	550	4,935

O&M Impacts: NA

¹Funds are appropriated through the Adopted Budget at the Budget Summary Level. All Amounts shown above are in thousands of dollars

Jimi Hendrix Park Improvements

Project No:	MC-PR-15003	BSL Code:	BC-PR-10000
Project Type:	Discrete	BSL Name:	2008 Parks Levy
Project Category:	Improved Facility	Location:	2400 Massachusetts ST
Current Project Stage:	Stage 6 - Closeout	Council District:	Council District 3
Start/End Date:	2011 - 2021	Neighborhood District:	Southeast
Total Project Cost:	\$2,037	Urban Village:	North Rainier

This project, part of the 2008 Parks Levy Opportunity Fund, completes the development of the park, enhancing an existing open green space by adding park elements that will make the site more usable and provide a unique space to honor the legacy of the park's namesake.

Resources	LTD Actuals	2020 Revised	2021	2022	2023	2024	2025	2026	Total
King County Funds	101	-	-	-	-	-	-	-	101
Private Funding/Donations	1,378	-	-	-	-	-	-	-	1,378
Seattle Voter-Approved Levy	-	23	-	-	-	-	-	-	23
Seattle Voter-Approved Levy	497	38	-	-	-	-	-	-	535
Total:	1,976	61	-	-	-	-	-	-	2,037
Fund Appropriations / Allocations ¹	LTD Actuals	2020 Revised	2021	2022	2023	2024	2025	2026	Total
2008 Parks Levy Fund	1,976	61	-	-	-	-	-	-	2,037
Total:	1,976	61	-	-	-	-	-	-	2,037

O&M Impacts:

¹Funds are appropriated through the Adopted Budget at the Budget Summary Level. All Amounts shown above are in thousands of dollars

Joint Preschool Site and Tenant Improvements

Project No:	MC-PR-41042	BSL Code:	BC-PR-40000
Project Type:	Ongoing	BSL Name:	Fix It First
Project Category:	Improved Facility	Location:	Citywide
Current Project Stage:	Stage 6 - Closeout	Council District:	Multiple
Start/End Date:	2016 - 2019	Neighborhood District:	Multiple
Total Project Cost:	\$3,638	Urban Village:	Not in an Urban Village

This project provides funding to evaluate, plan, and design preschool classrooms and to further perform the necessary alterations, tenant improvements, site improvements, and other related improvements necessary to expand, renovate, or construct preschool classrooms at Parks sites/facilities. This project is primarily funded by the Seattle Preschool Program Levy.

Resources	LTD Actuals	2020 Revised	2021	2022	2023	2024	2025	2026	Total
Real Estate Excise Tax II	9	-	-	-	-	-	-	-	9
Seattle Preschool Program Levy Funds	2,759	871	-	-	-	-	-	-	3,630
Total:	2,768	871	-	-	-	-	-	-	3,638
Fund Appropriations / Allocations¹	LTD Actuals	2020 Revised	2021	2022	2023	2024	2025	2026	Total
REET II Capital Fund	9	-	-	-	-	-	-	-	9
Seattle Preschool Levy Fund	2,759	871	-	-	-	-	-	-	3,630
Total:	2,768	871	-	-	-	-	-	-	3,638

O&M Impacts: NA

Lake City Community Center Improvements

Project No:	MC-PR-41040	BSL Code:	BC-PR-40000
Project Type:	Discrete	BSL Name:	Fix It First
Project Category:	Improved Facility	Location:	12531 28th Avenue NE
Current Project Stage:	Stage 2 - Initiation, Project Definition, & Planning	Council District:	Council District 5
Start/End Date:	2018 - 2024	Neighborhood District:	North
Total Project Cost:	\$16,500	Urban Village:	Lake City

This project will replace the current Lake City Community Center with a new facility and perform other related work. The new Lake City Community Center will be more accessible for all users, more inviting and comfortable, and include improved recreation spaces. The project will begin with a feasibility study that will identify the probable costs associated with a variety of options such as underground parking, gym size, possible childcare rooms and facilities, and number of floors and other recreation spaces. Funding for construction of this project will be considered in the next cycle of the Seattle Park District spending plan which has been delayed by one year and will now be developed for 2022-2027.

Resources	LTD Actuals	2020 Revised	2021	2022	2023	2024	2025	2026	Total
Real Estate Excise Tax I	500	3,000	-	-	-	-	-	-	3,500
Real Estate Excise Tax II	142	5,858	-	-	-	-	-	-	6,000
Seattle Park District Revenues	-	-	-	5,000	-	-	-	-	5,000
State Grant Funds	-	2,000	-	-	-	-	-	-	2,000
Total:	642	10,858	-	5,000	-	-	-	-	16,500
Fund Appropriations / Allocations¹	LTD Actuals	2020 Revised	2021	2022	2023	2024	2025	2026	Total
Park And Recreation Fund	-	2,000	-	-	-	-	-	-	2,000
REET I Capital Fund	500	3,000	-	-	-	-	-	-	3,500
REET II Capital Fund	142	5,858	-	-	-	-	-	-	6,000
Seattle Park District Fund	-	-	-	5,000	-	-	-	-	5,000
Total:	642	10,858	-	5,000	-	-	-	-	16,500

O&M Impacts: NA

Landscape Restoration Program

Project No:	MC-PR-41017	BSL Code:	BC-PR-40000
Project Type:	Ongoing	BSL Name:	Fix It First
Project Category:	Rehabilitation or Restoration	Location:	Citywide
Current Project Stage:	N/A	Council District:	Multiple
Start/End Date:	N/A	Neighborhood District:	Multiple
Total Project Cost:	N/A	Urban Village:	Not in an Urban Village

This ongoing program restores developed landscape areas by replacing and installing shrubbery, trees, turf, structural elements, and other elements in parks throughout the City. The program also includes a monitoring and plant establishment project, which provides necessary labor and materials to ensure that each restoration site is checked twice a year for the first three years after planting.

Resources	LTD Actuals	2020 Revised	2021	2022	2023	2024	2025	2026	Total
Property Sales and Interest Earnings	110	-	-	-	-	-	-	-	110
Real Estate Excise Tax I	1,252	-	305	305	-	-	-	-	1,862
Real Estate Excise Tax II	2,833	269	-	-	430	430	430	430	4,822
Total:	4,195	269	305	305	430	430	430	430	6,794
Fund Appropriations / Allocations ¹	LTD Actuals	2020 Revised	2021	2022	2023	2024	2025	2026	Total
REET I Capital Fund	1,252	-	305	305	-	-	-	-	1,862
REET II Capital Fund	2,833	269	-	-	430	430	430	430	4,822
Unrestricted Cumulative Reserve Fund	110	-	-	-	-	-	-	-	110
Total:	4,195	269	305	305	430	430	430	430	6,794

O&M Impacts: NA

¹Funds are appropriated through the Adopted Budget at the Budget Summary Level. All Amounts shown above are in thousands of dollars

Loyal Heights Community Center Renovation

Project No:	MC-PR-41038	BSL Code:	BC-PR-40000
Project Type:	Discrete	BSL Name:	Fix It First
Project Category:	Rehabilitation or Restoration	Location:	2101 N 77th ST
Current Project Stage:	Stage 3 - Design	Council District:	Council District 6
Start/End Date:	2017 - 2024	Neighborhood District:	Ballard
Total Project Cost:	\$1,221	Urban Village:	Not in an Urban Village

This project renovates the building including interior space renovations, ADA improvements, seismic upgrades, window glazing, and some major systems improvements. Combined, these major systems and programmatic renovations will allow the building to operate more efficiently, and to increase the opportunities for more facility rentals.

Resources	LTD Actuals	2020 Revised	2021	2022	2023	2024	2025	2026	Total
Real Estate Excise Tax II	115	1,105	-	-	-	-	-	-	1,221
Total:	115	1,105	-	-	-	-	-	-	1,221
Fund Appropriations / Allocations ¹	LTD Actuals	2020 Revised	2021	2022	2023	2024	2025	2026	Total
REET II Capital Fund	115	1,105	-	-	-	-	-	-	1,221
Total:	115	1,105	-	-	-	-	-	-	1,221

O&M Impacts: NA

¹Funds are appropriated through the Adopted Budget at the Budget Summary Level. All Amounts shown above are in thousands of dollars

Loyal Heights Playfield Turf Replacement

Project No:	MC-PR-41048	BSL Code:	BC-PR-40000
Project Type:	Discrete	BSL Name:	Fix It First
Project Category:	Rehabilitation or Restoration	Location:	2101 N 77th ST
Current Project Stage:	Stage 3 - Design	Council District:	Council District 6
Start/End Date:	2018 - 2021	Neighborhood District:	Ballard
Total Project Cost:	\$2,385	Urban Village:	Not in an Urban Village

This project replaces the synthetic turf field surfacing (134,000 square feet) which was installed in 2006, and is near the end of its lifecycle. This improvement allows the continued use and scheduling of the playfield for soccer, baseball, and other activities.

Resources	LTD Actuals	2020 Revised	2021	2022	2023	2024	2025	2026	Total
Real Estate Excise Tax II	129	2,256	-	-	-	-	-	-	2,385
Total:	129	2,256	-	-	-	-	-	-	2,385
Fund Appropriations / Allocations¹	LTD Actuals	2020 Revised	2021	2022	2023	2024	2025	2026	Total
REET II Capital Fund	129	2,256	-	-	-	-	-	-	2,385
Total:	129	2,256	-	-	-	-	-	-	2,385

O&M Impacts: NA

Magnuson Community Center Improvements

Project No:	MC-PR-41067	BSL Code:	BC-PR-40000
Project Type:	Discrete	BSL Name:	Fix It First
Project Category:	Improved Facility	Location:	7110 62nd AVE NE
Current Project Stage:	Stage 3 - Design	Council District:	Council District 4
Start/End Date:	2018 - 2021	Neighborhood District:	Northeast
Total Project Cost:	\$2,700	Urban Village:	Not in an Urban Village

This project provides funding for design and renovation of the Magnuson Park Community Center (Building #47) to reconfigure the interior space of the south side of the building for increased programming options. Work on Building #47 will include new mechanical, electrical, and plumbing components, window replacement, hazardous material abatement, and other related work.

Resources	LTD Actuals	2020 Revised	2021	2022	2023	2024	2025	2026	Total
King County Funds	36	964	-	-	-	-	-	-	1,000
Real Estate Excise Tax I	-	-	50	-	-	-	-	-	50
Real Estate Excise Tax II	169	981	-	-	-	-	-	-	1,150
State Grant Funds	-	500	-	-	-	-	-	-	500
Total:	205	2,445	50	-	-	-	-	-	2,700
Fund Appropriations / Allocations ¹	LTD Actuals	2020 Revised	2021	2022	2023	2024	2025	2026	Total
Park And Recreation Fund	36	1,464	-	-	-	-	-	-	1,500
REET I Capital Fund	-	-	50	-	-	-	-	-	50
REET II Capital Fund	169	981	-	-	-	-	-	-	1,150
Total:	205	2,445	50	-	-	-	-	-	2,700

O&M Impacts: NA

¹Funds are appropriated through the Adopted Budget at the Budget Summary Level. All Amounts shown above are in thousands of dollars

Magnuson Park Building #406 Roof Replacement-2008 Levy

Project No:	MC-PR-16012	BSL Code:	BC-PR-10000
Project Type:	Discrete	BSL Name:	2008 Parks Levy
Project Category:	Rehabilitation or Restoration	Location:	7400 Sand Point WAY NE
Current Project Stage:	Stage 5 - Construction	Council District:	Council District 4
Start/End Date:	2014 - 2021	Neighborhood District:	Northeast
Total Project Cost:	\$2,152	Urban Village:	Not in an Urban Village

This project, funded with 2008 Parks Levy funds redirected from the Seattle Asian Art Museum renovation project, replaces the Built Up Roofing (BUR) system with a rubberized/EPDM roofing system with 20KW photovoltaic panels, and performs other related work. The system will supply power into the electrical system for the building, which will reduce the amount of utility power used. At certain times, the system may produce more power than is being used by the building, resulting in a credit for power used. This project eliminates a leaky roof and will make the facility more energy efficient.

Resources	LTD Actuals	2020 Revised	2021	2022	2023	2024	2025	2026	Total
Seattle Voter-Approved Levy	95	2,057	-	-	-	-	-	-	2,152
Total:	95	2,057	-	-	-	-	-	-	2,152
Fund Appropriations / Allocations¹	LTD Actuals	2020 Revised	2021	2022	2023	2024	2025	2026	Total
2008 Parks Levy Fund	95	2,057	-	-	-	-	-	-	2,152
Total:	95	2,057	-	-	-	-	-	-	2,152

O&M Impacts: NA

Major Maintenance Backlog and Asset Management

Project No:	MC-PR-41001	BSL Code:	BC-PR-40000
Project Type:	Ongoing	BSL Name:	Fix It First
Project Category:	Rehabilitation or Restoration	Location:	Citywide
Current Project Stage:	N/A	Council District:	Multiple
Start/End Date:	N/A	Neighborhood District:	Multiple
Total Project Cost:	N/A	Urban Village:	Multiple

This ongoing project provides funding for major maintenance projects for assets in all of the city parks and recreation facilities, including athletic fields, play areas, swimming pools, trails, buildings, accessibility elements, outdoor infrastructure, and related work. This project also funds a new integrated asset management and work order system to better track and forecast long-term asset and maintenance needs. The project also increases Parks' ability to remove property encroachments. Typical major maintenance improvements may include, but are not limited to renovating buildings, Americans with Disabilities (ADA) access improvements, replacing play area structures, forest, landscape, trail maintenance and improvements, swimming pool repairs, athletic field refurbishment, and installation of energy efficient lighting, and related major maintenance work. These projects will address health and safety codes, extend the life of the asset, improve access for all, reduce energy costs, reclaim Parks property, and improve the overall park experience for the public. This project is part of the Metropolitan Parks District measure put before voters in 2014.

Resources	LTD Actuals	2020 Revised	2021	2022	2023	2024	2025	2026	Total
King County Funds	-	75	-	-	-	-	-	-	75
Real Estate Excise Tax I	655	1,292	3,950	3,840	2,463	13,450	12,400	134	38,185
Real Estate Excise Tax II	138	10,524	-	-	-	920	-	12,677	24,259
Seattle Park District Revenues	43,593	30,342	10,831	11,183	11,462	11,749	12,042	12,343	143,545
State Grant Funds	327	1,701	-	-	-	-	-	-	2,028
Total:	44,713	43,934	14,782	15,023	13,925	26,119	24,442	25,155	208,093
Fund Appropriations / Allocations ¹	LTD Actuals	2020 Revised	2021	2022	2023	2024	2025	2026	Total
Park And Recreation Fund	101	1,677	-	-	-	-	-	-	1,778
REET I Capital Fund	655	1,292	3,950	3,840	2,463	13,450	12,400	134	38,185
REET II Capital Fund	138	10,524	-	-	-	920	-	12,677	24,259
Seattle Park District Fund	43,593	30,342	10,831	11,183	11,462	11,749	12,042	12,343	143,545
Unrestricted Cumulative Reserve Fund	226	99	-	-	-	-	-	-	325
Total:	44,713	43,934	14,782	15,023	13,925	26,119	24,442	25,155	208,093

O&M Impacts: NA

Major Parks- 2008 Parks Levy

Project No:	MC-PR-13001	BSL Code:	BC-PR-10000
Project Type:	Ongoing	BSL Name:	2008 Parks Levy
Project Category:	Improved Facility	Location:	Citywide
Current Project Stage:	N/A	Council District:	Multiple
Start/End Date:	N/A	Neighborhood District:	Multiple
Total Project Cost:	N/A	Urban Village:	Not in an Urban Village

The project provides a contingency for Major Parks projects on a case-by-case basis, subject to Department recommendations. General costs applicable to all projects, such as interest on borrowed funds, may be paid from this project. This project is part of the 2008 Parks Levy.

Resources	LTD Actuals	2020 Revised	2021	2022	2023	2024	2025	2026	Total
Seattle Voter-Approved Levy	14	-	-	-	-	-	-	-	14
Total:	14	-	-	-	-	-	-	-	14
Fund Appropriations / Allocations ¹	LTD Actuals	2020 Revised	2021	2022	2023	2024	2025	2026	Total
2008 Parks Levy Fund	14	-	-	-	-	-	-	-	14
Total:	14	-	-	-	-	-	-	-	14

O&M Impacts: NA

¹Funds are appropriated through the Adopted Budget at the Budget Summary Level. All Amounts shown above are in thousands of dollars

Major Projects Challenge Fund

Project No:	MC-PR-21002	BSL Code:	BC-PR-20000
Project Type:	Ongoing	BSL Name:	Building For The Future
Project Category:	Improved Facility	Location:	Citywide
Current Project Stage:	N/A	Council District:	Multiple
Start/End Date:	N/A	Neighborhood District:	Multiple
Total Project Cost:	N/A	Urban Village:	Multiple

This ongoing project provides funding to leverage community-generated funding for renovation or development of large projects of Parks' facilities where other City funding is unavailable, often times due to the magnitude of the project. These projects will require matching funds, so the leveraging will stretch the City's funding, and more great community-generated projects can be accomplished. The community will benefit from new and/or improved facilities that can better accommodate current and projected park and recreation needs and demands. This project is part of the Metropolitan Parks District measure put before voters in 2014.

Resources	LTD Actuals	2020 Revised	2021	2022	2023	2024	2025	2026	Total
Private Funding/Donations	-	2,250	-	-	-	-	-	-	2,250
Seattle Park District Revenues	2,010	6,401	-	-	-	-	-	-	8,410
State Grant Funds	-	1,520	-	-	-	-	-	-	1,520
Total:	2,010	10,171	-	-	-	-	-	-	12,180
Fund Appropriations / Allocations ¹	LTD Actuals	2020 Revised	2021	2022	2023	2024	2025	2026	Total
Park And Recreation Fund	-	3,770	-	-	-	-	-	-	3,770
Seattle Park District Fund	2,010	6,401	-	-	-	-	-	-	8,410
Total:	2,010	10,171	-	-	-	-	-	-	12,180

O&M Impacts: NA

¹Funds are appropriated through the Adopted Budget at the Budget Summary Level. All Amounts shown above are in thousands of dollars

Marra-Desimone Park Development

Project No:	MC-PR-16004	BSL Code:	BC-PR-10000
Project Type:	Discrete	BSL Name:	2008 Parks Levy
Project Category:	New Facility	Location:	9026 4th AVE S
Current Project Stage:	Stage 3 - Design	Council District:	Council District 1
Start/End Date:	2013 - 2021	Neighborhood District:	Greater Duwamish
Total Project Cost:	\$1,700	Urban Village:	Not in an Urban Village

This project provides for development of Marra-Desimone Park, which includes the Marra Farm, Seattle's largest site for urban gardening. It implements elements of the "Long-Range Development Plan for Marra-Desimone Park" (2008), and may include enhancement of the existing farm area, development of community and recreation space on the eastern side of the park, paths, and gateway features. This project is part of the 2008 Parks Levy.

Resources	LTD Actuals	2020 Revised	2021	2022	2023	2024	2025	2026	Total
Seattle Voter-Approved Levy	-	600	-	-	-	-	-	-	600
Seattle Voter-Approved Levy	359	740	-	-	-	-	-	-	1,100
Total:	359	1,340	-	-	-	-	-	-	1,700
Fund Appropriations / Allocations¹	LTD Actuals	2020 Revised	2021	2022	2023	2024	2025	2026	Total
2008 Parks Levy Fund	359	1,340	-	-	-	-	-	-	1,700
Total:	359	1,340	-	-	-	-	-	-	1,700

O&M Impacts: NA

Municipal Energy Efficiency Program - Parks

Project No:	MC-PR-41030	BSL Code:	BC-PR-40000
Project Type:	Ongoing	BSL Name:	Fix It First
Project Category:	Rehabilitation or Restoration	Location:	Citywide Multiple Locations
Current Project Stage:	N/A	Council District:	Multiple
Start/End Date:	N/A	Neighborhood District:	Multiple
Total Project Cost:	N/A	Urban Village:	Multiple

This project provides for investment in more energy efficient building systems and other facility efficiency improvements. By making these investments the City expects future savings in utility and labor costs, and significant progress toward carbon neutrality. This program is intended to fund facility retrofit projects identified by energy audits conducted in 2010 (funded by the City's Energy Efficiency and Conservation Block Grant) and similar projects identified by the department. Depending on project demand and available funding, additional resources may be added in the future.

Resources	LTD Actuals	2020 Revised	2021	2022	2023	2024	2025	2026	Total
LTGO Bond Proceeds	478	-	-	-	-	-	-	-	478
Park and Recreation Fund	-	-	-	-	-	-	-	-	-
Real Estate Excise Tax I	774	965	-	-	-	-	-	-	1,738
Real Estate Excise Tax II	233	13	-	-	-	-	-	-	246
Total:	1,485	978	-	-	-	-	-	-	2,462
Fund Appropriations / Allocations ¹	LTD Actuals	2020 Revised	2021	2022	2023	2024	2025	2026	Total
2011 Multipurpose LTGO Bond Fund	478	-	-	-	-	-	-	-	478
Park And Recreation Fund	-	-	-	-	-	-	-	-	-
REET I Capital Fund	774	965	-	-	-	-	-	-	1,738
REET II Capital Fund	233	13	-	-	-	-	-	-	246
Total:	1,485	978	-	-	-	-	-	-	2,462

O&M Impacts: NA

Neighborhood Capital Program

Project No:	MC-PR-41015	BSL Code:	BC-PR-40000
Project Type:	Ongoing	BSL Name:	Fix It First
Project Category:	Rehabilitation or Restoration	Location:	Citywide
Current Project Stage:	N/A	Council District:	Multiple
Start/End Date:	N/A	Neighborhood District:	Multiple
Total Project Cost:	N/A	Urban Village:	Multiple

This program provides funding for various projects that were proposed and prioritized through participatory budgeting process administered by the Department of Neighborhoods. This is a partner project to SDOT's Neighborhood Parks Street Fund - Your Voice, Your Choice project.

Resources	LTD Actuals	2020 Revised	2021	2022	2023	2024	2025	2026	Total
Real Estate Excise Tax I	243	-	-	-	-	-	-	-	243
Real Estate Excise Tax II	1,362	437	-	-	-	-	-	-	1,799
Total:	1,605	437	-	-	-	-	-	-	2,042
Fund Appropriations / Allocations ¹	LTD Actuals	2020 Revised	2021	2022	2023	2024	2025	2026	Total
REET I Capital Fund	243	-	-	-	-	-	-	-	243
REET II Capital Fund	1,362	437	-	-	-	-	-	-	1,799
Total:	1,605	437	-	-	-	-	-	-	2,042

O&M Impacts: NA

Neighborhood Park Acquisitions- 2008 Parks Levy

Project No:	MC-PR-14001	BSL Code:	BC-PR-10000
Project Type:	Ongoing	BSL Name:	2008 Parks Levy
Project Category:	New Facility	Location:	Multiple Locations
Current Project Stage:	N/A	Council District:	Multiple
Start/End Date:	N/A	Neighborhood District:	Multiple
Total Project Cost:	N/A	Urban Village:	Multiple

This project provides for acquisition of property to create new urban parklands in Seattle's most densely-developed neighborhoods as identified in Seattle Parks and Recreation's 2006 Gap Analysis. New park land acquisition enhances livability and increases opportunities for the public to enjoy the outdoors. The acquisitions also implement the Parks Strategic Action Plan. Levy funds are expected to be supplemented by grants and funds from other sources and are not expected to be sufficient to complete acquisitions in all the targeted areas. This project is part of the 2008 Parks Levy.

Resources	LTD Actuals	2020 Revised	2021	2022	2023	2024	2025	2026	Total
Seattle Voter-Approved Levy	22,442	1,964	-	-	-	-	-	-	24,406
Total:	22,442	1,964	-	-	-	-	-	-	24,406
Fund Appropriations / Allocations¹	LTD Actuals	2020 Revised	2021	2022	2023	2024	2025	2026	Total
2008 Parks Levy Fund	22,442	1,964	-	-	-	-	-	-	24,406
Total:	22,442	1,964	-	-	-	-	-	-	24,406

O&M Impacts: NA

¹Funds are appropriated through the Adopted Budget at the Budget Summary Level. All Amounts shown above are in thousands of dollars

Neighborhood Parks & Playgrounds- 2008 Parks Levy

Project No:	MC-PR-16001	BSL Code:	BC-PR-10000
Project Type:	Ongoing	BSL Name:	2008 Parks Levy
Project Category:	Rehabilitation or Restoration	Location:	Citywide
Current Project Stage:	N/A	Council District:	Multiple
Start/End Date:	N/A	Neighborhood District:	Multiple
Total Project Cost:	N/A	Urban Village:	Not in an Urban Village

The project provides a contingency for Neighborhood Parks & Playground projects on a case-by-case basis, subject to Department recommendations. General costs applicable to all projects, such as interest on borrowed funds, may be paid from this project. This project is part of the 2008 Parks Levy.

Resources	LTD Actuals	2020 Revised	2021	2022	2023	2024	2025	2026	Total
Seattle Voter-Approved Levy	143	423	-	-	-	-	-	-	566
Total:	143	423	-	-	-	-	-	-	566
Fund Appropriations / Allocations¹	LTD Actuals	2020 Revised	2021	2022	2023	2024	2025	2026	Total
2008 Parks Levy Fund	143	423	-	-	-	-	-	-	566
Total:	143	423	-	-	-	-	-	-	566

O&M Impacts: NA

¹Funds are appropriated through the Adopted Budget at the Budget Summary Level. All Amounts shown above are in thousands of dollars

Neighborhood Response Program

Project No:	MC-PR-41024	BSL Code:	BC-PR-40000
Project Type:	Ongoing	BSL Name:	Fix It First
Project Category:	Rehabilitation or Restoration	Location:	Citywide
Current Project Stage:	N/A	Council District:	Multiple
Start/End Date:	N/A	Neighborhood District:	Multiple
Total Project Cost:	N/A	Urban Village:	Multiple

This ongoing program provides funding for small projects identified by citizens, neighborhood groups, or other community organizations. Projects address requests which are typically under \$50,000, and may be used for major maintenance activities performed in conjunction with development-oriented Neighborhood Matching Fund (NMF) projects. This program enables the Department to respond quickly to community requests for repairs in neighborhood parks.

Resources	LTD Actuals	2020 Revised	2021	2022	2023	2024	2025	2026	Total
King County Funds	37	-	-	-	-	-	-	-	37
Private Funding/Donations	778	209	-	-	-	-	-	-	987
Real Estate Excise Tax I	704	19	200	-	-	-	-	-	923
Real Estate Excise Tax II	1,092	432	-	200	200	250	250	250	2,674
Total:	2,611	660	200	200	200	250	250	250	4,622
Fund Appropriations / Allocations ¹	LTD Actuals	2020 Revised	2021	2022	2023	2024	2025	2026	Total
Park And Recreation Fund	(1)	1	-	-	-	-	-	-	-
REET I Capital Fund	704	19	200	-	-	-	-	-	923
REET II Capital Fund	1,092	432	-	200	200	250	250	250	2,674
Unrestricted Cumulative Reserve Fund	817	208	-	-	-	-	-	-	1,024
Total:	2,611	660	200	200	200	250	250	250	4,622

O&M Impacts: NA

Northwest Native Canoe Center Development

Project No:	MC-PR-15010	BSL Code:	BC-PR-10000
Project Type:	Discrete	BSL Name:	2008 Parks Levy
Project Category:	Improved Facility	Location:	860 Terry AVE N
Current Project Stage:	Stage 2 - Initiation, Project Definition, & Planning	Council District:	Council District 3
Start/End Date:	2014 - 2022	Neighborhood District:	Magnolia/Queen Anne
Total Project Cost:	\$750	Urban Village:	South Lake Union

This project, part of the 2008 Parks Levy Opportunity Fund, develops a carving shed which includes a living roof, and installs a carved "Welcome" figure on the beach. The project provides insight into distinctive varieties of Native American culture in a location at Lake Union where Native carvers are safe, and the public is welcome. This is the first phase of a two building development.

Resources	LTD Actuals	2020 Revised	2021	2022	2023	2024	2025	2026	Total
Seattle Voter-Approved Levy	21	729	-	-	-	-	-	-	750
Total:	21	729	-	-	-	-	-	-	750
Fund Appropriations / Allocations¹	LTD Actuals	2020 Revised	2021	2022	2023	2024	2025	2026	Total
2008 Parks Levy Fund	21	729	-	-	-	-	-	-	750
Total:	21	729	-	-	-	-	-	-	750

O&M Impacts: NA

¹Funds are appropriated through the Adopted Budget at the Budget Summary Level. All Amounts shown above are in thousands of dollars

Opportunity Fund Acquisitions- 2008 Parks Levy

Project No:	MC-PR-15001	BSL Code:	BC-PR-10000
Project Type:	Ongoing	BSL Name:	2008 Parks Levy
Project Category:	New Facility	Location:	Citywide
Current Project Stage:	N/A	Council District:	Multiple
Start/End Date:	N/A	Neighborhood District:	Multiple
Total Project Cost:	N/A	Urban Village:	Not in an Urban Village

This project provides funding to cover the costs of pre-acquisition activities (including planning, title searches, appraisals, negotiations, and community involvement) associated with acquisitions of specified real property as approved for the Opportunity Fund of the levy. Acquisitions will be authorized and funded through separate legislative action. This project is part of the 2008 Parks Levy.

Resources	LTD Actuals	2020 Revised	2021	2022	2023	2024	2025	2026	Total
Seattle Voter-Approved Levy	-	108	-	-	-	-	-	-	108
Seattle Voter-Approved Levy	7,874	468	-	-	-	-	-	-	8,341
Total:	7,874	576	-	-	-	-	-	-	8,450
Fund Appropriations / Allocations¹	LTD Actuals	2020 Revised	2021	2022	2023	2024	2025	2026	Total
2000 Parks Levy Fund	1,975	-	-	-	-	-	-	-	1,975
2008 Parks Levy Fund	5,899	576	-	-	-	-	-	-	6,475
Total:	7,874	576	-	-	-	-	-	-	8,450

O&M Impacts: NA

¹Funds are appropriated through the Adopted Budget at the Budget Summary Level. All Amounts shown above are in thousands of dollars

Opportunity Fund Development- 2008 Parks Levy

Project No:	MC-PR-15002	BSL Code:	BC-PR-10000
Project Type:	Ongoing	BSL Name:	2008 Parks Levy
Project Category:	Improved Facility	Location:	Citywide
Current Project Stage:	N/A	Council District:	Multiple
Start/End Date:	N/A	Neighborhood District:	Multiple
Total Project Cost:	N/A	Urban Village:	Not in an Urban Village

The project provides a contingency for Opportunity Fund projects on a case-by-case basis, subject to Department recommendations. General costs applicable to all projects, such as interest on borrowed funds, may be paid from this project. Specific projects will be authorized and funded through separate legislative action. This project is part of the 2008 Parks Levy.

Resources	LTD Actuals	2020 Revised	2021	2022	2023	2024	2025	2026	Total
King County Voter-Approved Levy	-	-	-	-	-	-	-	-	-
Seattle Voter-Approved Levy	-	156	-	-	-	-	-	-	156
Seattle Voter-Approved Levy	15	1	-	-	-	-	-	-	16
Total:	15	157	-	-	-	-	-	-	172
Fund Appropriations / Allocations ¹	LTD Actuals	2020 Revised	2021	2022	2023	2024	2025	2026	Total
2008 Parks Levy Fund	15	157	-	-	-	-	-	-	172
King County Parks Levy Fund	-	-	-	-	-	-	-	-	-
Total:	15	157	-	-	-	-	-	-	172

O&M Impacts: NA

Othello Park Improvements

Project No:	MC-PR-15011	BSL Code:	BC-PR-10000
Project Type:	Discrete	BSL Name:	2008 Parks Levy
Project Category:	Improved Facility	Location:	4351 S Othello ST
Current Project Stage:	Stage 6 - Closeout	Council District:	Council District 2
Start/End Date:	2014 - 2021	Neighborhood District:	Southeast
Total Project Cost:	\$639	Urban Village:	Not in an Urban Village

This project, part of the 2008 Parks Levy Opportunity Fund, renovates the play area and basketball courts, installs benches and games tables, prepares P-Patches, and adds rain gardens and bio-swales to address drainage. This project also includes way-finding markers embedded in the walking paths. Renovations improve safety in the park and help the park function better as a neighborhood and community gathering spot.

Resources	LTD Actuals	2020 Revised	2021	2022	2023	2024	2025	2026	Total
Seattle Voter-Approved Levy	24	68	-	-	-	-	-	-	92
Seattle Voter-Approved Levy	547	-	-	-	-	-	-	-	547
Total:	571	68	-	-	-	-	-	-	639
Fund Appropriations / Allocations¹	LTD Actuals	2020 Revised	2021	2022	2023	2024	2025	2026	Total
2008 Parks Levy Fund	571	68	-	-	-	-	-	-	639
Total:	571	68	-	-	-	-	-	-	639

O&M Impacts: NA

¹Funds are appropriated through the Adopted Budget at the Budget Summary Level. All Amounts shown above are in thousands of dollars

Park Land Acquisition and Leverage Fund

Project No:	MC-PR-21001	BSL Code:	BC-PR-20000
Project Type:	Ongoing	BSL Name:	Building For The Future
Project Category:	New Facility	Location:	Citywide
Current Project Stage:	N/A	Council District:	Multiple
Start/End Date:	N/A	Neighborhood District:	Multiple
Total Project Cost:	N/A	Urban Village:	Multiple

This ongoing project provides funds for land acquisition, leveraging capital projects, pre-acquisition activities (including planning, title searches, appraisals, negotiations, and community involvement), associated with acquisitions of specified real property, and related work. The project also serves as a match to leverage other funding sources such as King County Conservation Futures. The City is growing and there is a need to add parkland to meet park and open space goals and improve the quality of life for Seattle residents. This project is part of the Metropolitan Parks District measure put before voters in 2014.

Resources	LTD Actuals	2020 Revised	2021	2022	2023	2024	2025	2026	Total
King County Funds	970	5,030	300	300	300	300	300	300	7,800
Private Funding/Donations	-	100	-	-	-	-	-	-	100
Real Estate Excise Tax I	-	-	-	-	-	-	-	-	-
Seattle Park District Revenues	6,257	3,257	750	769	789	808	828	849	14,306
Total:	7,227	8,386	1,050	1,069	1,089	1,108	1,128	1,149	22,206
Fund Appropriations / Allocations ¹	LTD Actuals	2020 Revised	2021	2022	2023	2024	2025	2026	Total
Park And Recreation Fund	132	4,468	300	300	300	300	300	300	6,400
REET I Capital Fund	-	-	-	-	-	-	-	-	-
Seattle Park District Fund	6,257	3,257	750	769	789	808	828	849	14,306
Unrestricted Cumulative Reserve Fund	838	662	-	-	-	-	-	-	1,500
Total:	7,227	8,386	1,050	1,069	1,089	1,108	1,128	1,149	22,206

O&M Impacts: NA

Parks Central Waterfront Piers Rehabilitation

Project No:	MC-PR-21007	BSL Code:	BC-PR-20000
Project Type:	Discrete	BSL Name:	Building For The Future
Project Category:	Rehabilitation or Restoration	Location:	Alaskan Way
Current Project Stage:	Stage 5 - Construction	Council District:	Council District 7
Start/End Date:	2016 - 2024	Neighborhood District:	Downtown
Total Project Cost:	\$100,217	Urban Village:	Downtown

The Waterfront Park and Pier 62/63 are public park facilities that provide public access to Elliott Bay and host a range of public events, markets and performances. Both piers need a full seismic upgrade to meet current life safety codes, and Waterfront Park needs significant access improvements. Waterfront Park is envisioned as a flexible public recreation and open space. Pier 62/63 is anticipated to be more heavily programmed, with a flexible activity rink, events, and performances. The Department of Parks and Recreation (DPR) owns the piers, but the Office of the Waterfront will lead the rehabilitation. The Pier 62/63 Phase 1 Rebuild was substantially complete in July 2020. This project is part of the overall Central Waterfront program. (Interfund Loan will be repaid with Local Improvement District Bonds.)

Resources	LTD Actuals	2020 Revised	2021	2022	2023	2024	2025	2026	Total
Interfund Loan - CWIF	399	1,748	-	-	-	-	-	-	2,147
Local Improvement District Bonds	-	-	-	2,000	14,003	9,100	-	-	25,103
Miscellaneous Revenues	-	-	1,520	-	-	-	-	-	1,520
Private Funding/Donations	2,415	6,585	1,500	2,000	10,000	13,173	-	-	35,673
Real Estate Excise Tax I	-	-	1,732	-	-	-	-	-	1,732
Real Estate Excise Tax II	17,200	2,888	-	-	-	-	-	-	20,087
Seattle Park District Revenues	1,102	3,252	370	2,777	1,600	-	-	-	9,102
Seawall Levy	1,808	1,495	-	-	-	-	-	-	3,303
Street Use Fees	293	257	-	-	-	-	-	-	550
Street Vacations - CRSU	466	534	-	-	-	-	-	-	1,000
Total:	23,682	16,759	5,123	6,777	25,603	22,273	-	-	100,217
Fund Appropriations / Allocations¹	LTD Actuals	2020 Revised	2021	2022	2023	2024	2025	2026	Total
Alaskan Way Seawall	-	1,495	-	-	-	-	-	-	1,495
Alaskan Way Seawall Const Fund	1,808	-	-	-	-	-	-	-	1,808
Beach Maintenance Fund	-	-	1,520	-	-	-	-	-	1,520
Central Waterfront Improvement Fund	3,107	8,589	1,500	2,000	10,000	13,173	-	-	38,370
Park And Recreation Fund	-	-	-	-	-	-	-	-	-
REET I Capital Fund	-	-	1,732	-	-	-	-	-	1,732
REET II Capital Fund	17,200	2,888	-	-	-	-	-	-	20,087
Seattle Park District Fund	1,102	3,252	370	2,777	1,600	-	-	-	9,102
Unrestricted Cumulative Reserve Fund	466	534	-	-	-	-	-	-	1,000
Waterfront LID #6751	-	-	-	2,000	14,003	9,100	-	-	25,103
Total:	23,682	16,759	5,123	6,777	25,603	22,273	-	-	100,217

O&M Impacts: NA

¹Funds are appropriated through the Adopted Budget at the Budget Summary Level. All Amounts shown above are in thousands of dollars

Parks Maintenance Facility Acquisition - Debt Service

Project No:	MC-PR-31006	BSL Code:	BC-PR-30000
Project Type:	Debt Service	BSL Name:	Debt and Special Funding
Project Category:	Improved Facility	Location:	4201 W Marginal Wy SW
Current Project Stage:	N/A	Council District:	Council District 1
Start/End Date:	1999 - 2022	Neighborhood District:	Greater Duwamish
Total Project Cost:	\$9,770	Urban Village:	Not in an Urban Village

This project funds debt service payments on 20-year bonds issued in 2002 to pay for the acquisition of the Westbridge Building, a facility that replaced the Department's primary maintenance facility at Roy Street. The replacement of the Roy Street facility assures a safe and efficient location for the Department's professional trades and a portion of the maintenance crews and management staff.

Resources	LTD Actuals	2020 Revised	2021	2022	2023	2024	2025	2026	Total
City Light Fund Revenues	576	1	-	-	-	-	-	-	577
Concession Revenues	40	-	-	-	-	-	-	-	40
LTGO Bond Proceeds	39	-	-	-	-	-	-	-	39
Real Estate Excise Tax I	7,447	556	555	556	-	-	-	-	9,114
Total:	8,102	557	555	556	-	-	-	-	9,770
Fund Appropriations / Allocations¹	LTD Actuals	2020 Revised	2021	2022	2023	2024	2025	2026	Total
Park And Recreation Fund	40	-	-	-	-	-	-	-	40
Parks 2002 Capital Facilities Bond Fund	39	-	-	-	-	-	-	-	39
REET I Capital Fund	7,447	556	555	556	-	-	-	-	9,114
Unrestricted Cumulative Reserve Fund	576	1	-	-	-	-	-	-	577
Total:	8,102	557	555	556	-	-	-	-	9,770

O&M Impacts: NA

¹Funds are appropriated through the Adopted Budget at the Budget Summary Level. All Amounts shown above are in thousands of dollars

Parks Upgrade Program

Project No:	MC-PR-41029	BSL Code:	BC-PR-40000
Project Type:	Ongoing	BSL Name:	Fix It First
Project Category:	Rehabilitation or Restoration	Location:	Citywide
Current Project Stage:	N/A	Council District:	Multiple
Start/End Date:	N/A	Neighborhood District:	Multiple
Total Project Cost:	N/A	Urban Village:	Multiple

This ongoing program provides minor capital improvements to low-income area parks throughout the City. Conservation Corps Program staff perform this work, providing training opportunities for low-income, homeless, and other at-risk community members. Program elements include provision of ADA improvements to parks and park restrooms, accessible drinking fountain installation, basketball court construction, bench and picnic table installation, tree purchase and planting, and other small-scale capital projects. Funding is also targeted to projects that can be integrated with other community-identified amenities.

Resources	LTD Actuals	2020 Revised	2021	2022	2023	2024	2025	2026	Total
Federal Community Development Block Grant	5,312	422	808	808	808	808	808	808	10,583
Real Estate Excise Tax II	1,524	-	-	-	-	-	-	-	1,524
Total:	6,836	422	808	808	808	808	808	808	12,107
Fund Appropriations / Allocations ¹	LTD Actuals	2020 Revised	2021	2022	2023	2024	2025	2026	Total
Park And Recreation Fund	5,312	422	808	808	808	808	808	808	10,583
REET II Capital Fund	1,524	-	-	-	-	-	-	-	1,524
Total:	6,836	422	808	808	808	808	808	808	12,107

O&M Impacts: NA

¹Funds are appropriated through the Adopted Budget at the Budget Summary Level. All Amounts shown above are in thousands of dollars

Pavement Restoration Program

Project No:	MC-PR-41025	BSL Code:	BC-PR-40000
Project Type:	Ongoing	BSL Name:	Fix It First
Project Category:	Rehabilitation or Restoration	Location:	Citywide
Current Project Stage:	N/A	Council District:	Multiple
Start/End Date:	N/A	Neighborhood District:	Multiple
Total Project Cost:	N/A	Urban Village:	Multiple

This ongoing project funds various project activities, including, but not limited to, seal-coats to new pavement to extend its lifespan, pavement patching, sub-grade repairs, overlays to small areas, and repairs associated with pavement failures (e.g., heaving, sinking, cracking, and root invasion). Improvements reduce damage to asphalt, lengthen pavement lifespan, and reduce safety hazards such as uneven pavement.

Resources	LTD Actuals	2020 Revised	2021	2022	2023	2024	2025	2026	Total
Federal Grant Funds	600	-	-	-	-	-	-	-	600
Miscellaneous Grants or Donations	42	-	-	-	-	-	-	-	42
Real Estate Excise Tax I	757	-	-	-	-	-	-	-	757
Real Estate Excise Tax II	1,614	505	200	200	200	400	400	400	3,919
Total:	3,012	505	200	200	200	400	400	400	5,317
Fund Appropriations / Allocations ¹	LTD Actuals	2020 Revised	2021	2022	2023	2024	2025	2026	Total
REET I Capital Fund	757	-	-	-	-	-	-	-	757
REET II Capital Fund	1,614	505	200	200	200	400	400	400	3,919
Unrestricted Cumulative Reserve Fund	642	-	-	-	-	-	-	-	642
Total:	3,012	505	200	200	200	400	400	400	5,317

O&M Impacts: NA

¹Funds are appropriated through the Adopted Budget at the Budget Summary Level. All Amounts shown above are in thousands of dollars

Play Area Renovations

Project No:	MC-PR-41039	BSL Code:	BC-PR-40000
Project Type:	Ongoing	BSL Name:	Fix It First
Project Category:	Rehabilitation or Restoration	Location:	Multiple
Current Project Stage:	N/A	Council District:	Multiple
Start/End Date:	N/A	Neighborhood District:	Multiple
Total Project Cost:	N/A	Urban Village:	Multiple

This project renovates a number of play areas in the park system. Improvements may include equipment replacement, ADA access, surfacing and containment renovation, and related elements. The sites will be determined each year using the Play Area Inventory and Assessment report.

Resources	LTD Actuals	2020 Revised	2021	2022	2023	2024	2025	2026	Total
General Fund	56	4	-	-	-	-	-	-	60
King County Voter-Approved Levy	1,500	1,451	-	250	250	250	250	250	4,201
Real Estate Excise Tax I	-	2,000	-	-	-	-	1,000	1,000	4,000
Real Estate Excise Tax II	489	-	575	575	575	1,000	-	-	3,214
Total:	2,045	3,455	575	825	825	1,250	1,250	1,250	11,475
Fund Appropriations / Allocations ¹	LTD Actuals	2020 Revised	2021	2022	2023	2024	2025	2026	Total
General Fund	56	4	-	-	-	-	-	-	60
King County Parks Levy Fund	1,500	1,451	-	250	250	250	250	250	4,201
REET I Capital Fund	-	2,000	-	-	-	-	1,000	1,000	4,000
REET II Capital Fund	489	-	575	575	575	1,000	-	-	3,214
Total:	2,045	3,455	575	825	825	1,250	1,250	1,250	11,475

O&M Impacts: NA

¹Funds are appropriated through the Adopted Budget at the Budget Summary Level. All Amounts shown above are in thousands of dollars

Play Area Safety Program

Project No:	MC-PR-41018	BSL Code:	BC-PR-40000
Project Type:	Ongoing	BSL Name:	Fix It First
Project Category:	Rehabilitation or Restoration	Location:	Citywide
Current Project Stage:	N/A	Council District:	Multiple
Start/End Date:	N/A	Neighborhood District:	Multiple
Total Project Cost:	N/A	Urban Village:	Multiple

This ongoing program renovates play areas, makes ADA improvements, installs safety upgrades, and performs other related work. The program focuses on addressing safety issues at two to four play areas per year. Primarily, the program is focused on installing proper safety surfacing at children's play areas throughout the parks system. Future funding for this program depends on specific projects and available resources, including grants. This program extends the useful life and improves the safety of the play areas.

Resources	LTD Actuals	2020 Revised	2021	2022	2023	2024	2025	2026	Total
Real Estate Excise Tax I	410	-	-	-	-	-	-	-	410
Real Estate Excise Tax II	784	106	-	-	-	-	-	-	890
Total:	1,194	106	-	-	-	-	-	-	1,300
Fund Appropriations / Allocations ¹	LTD Actuals	2020 Revised	2021	2022	2023	2024	2025	2026	Total
REET I Capital Fund	410	-	-	-	-	-	-	-	410
REET II Capital Fund	784	106	-	-	-	-	-	-	890
Total:	1,194	106	-	-	-	-	-	-	1,300

O&M Impacts: NA

¹Funds are appropriated through the Adopted Budget at the Budget Summary Level. All Amounts shown above are in thousands of dollars

Pratt Park Water Feature Renovation-2008 Levy

Project No:	MC-PR-16013	BSL Code:	BC-PR-10000
Project Type:	Discrete	BSL Name:	2008 Parks Levy
Project Category:	Rehabilitation or Restoration	Location:	1800 S Main ST
Current Project Stage:	Stage 5 - Construction	Council District:	Council District 3
Start/End Date:	2014 - 2021	Neighborhood District:	Central
Total Project Cost:	\$1,314	Urban Village:	23rd & Union-Jackson

This project, funded with 2008 Parks Levy funds redirected from the Seattle Asian Art Museum renovation project , repairs or replaces the surface at the water play feature, installs a recirculating system for it, and performs related improvements. It is anticipated that these elements will improve water conservation, safety, and water play value at this busy park.

Resources	LTD Actuals	2020 Revised	2021	2022	2023	2024	2025	2026	Total
Seattle Voter-Approved Levy	530	784	-	-	-	-	-	-	1,314
Total:	530	784	-	-	-	-	-	-	1,314
Fund Appropriations / Allocations ¹	LTD Actuals	2020 Revised	2021	2022	2023	2024	2025	2026	Total
2008 Parks Levy Fund	530	784	-	-	-	-	-	-	1,314
Total:	530	784	-	-	-	-	-	-	1,314

O&M Impacts: NA

Puget Park - Environmental Remediation

Project No:	MC-PR-31001	BSL Code:	BC-PR-30000
Project Type:	Ongoing	BSL Name:	Debt and Special Funding
Project Category:	Rehabilitation or Restoration	Location:	1900 SW Dawson St
Current Project Stage:	N/A	Council District:	Council District 1
Start/End Date:	N/A	Neighborhood District:	Delridge
Total Project Cost:	N/A	Urban Village:	Not in an Urban Village

This project funds a cleanup action on a portion of Puget Park and on an adjacent related parcel, with participation by four parties involved in the original contamination. The City negotiated a settlement agreement with all parties for funding cleanup costs incurred in the past, as well as future site mitigation costs.

Resources	LTD Actuals	2020 Revised	2021	2022	2023	2024	2025	2026	Total
General Fund	21	-	-	-	-	-	-	-	21
Private Funding/Donations	204	305	-	-	-	-	-	-	509
Total:	225	305	-	-	-	-	-	-	530
Fund Appropriations / Allocations ¹	LTD Actuals	2020 Revised	2021	2022	2023	2024	2025	2026	Total
Emergency Fund	21	-	-	-	-	-	-	-	21
Park And Recreation Fund	204	-	-	-	-	-	-	-	204
Unrestricted Cumulative Reserve Fund	-	305	-	-	-	-	-	-	305
Total:	225	305	-	-	-	-	-	-	530

O&M Impacts: NA

Rainier Beach CC Debt Service

Project No:	MC-PR-31008	BSL Code:	BC-PR-30000
Project Type:	Debt Service	BSL Name:	Debt and Special Funding
Project Category:	Rehabilitation or Restoration	Location:	8825 Rainier AVE S
Current Project Stage:	N/A	Council District:	Council District 2
Start/End Date:	2019 - 2033	Neighborhood District:	Southeast
Total Project Cost:	\$10,445	Urban Village:	Rainier Beach

This project funds the 20-year debt service payment on bonds issued from 2019 -2033 to pay for the renovation of Rainier Beach Community Center.

Resources	LTD Actuals	2020 Revised	2021	2022	2023	2024	2025	2026	Total
General Fund	2,006	1	-	-	-	-	-	-	2,007
Real Estate Excise Tax I	-	1,210	1,202	1,204	1,208	1,205	1,206	1,203	8,437
Total:	2,006	1,211	1,202	1,204	1,208	1,205	1,206	1,203	10,445
Fund Appropriations / Allocations ¹	LTD Actuals	2020 Revised	2021	2022	2023	2024	2025	2026	Total
General Fund	2,006	1	-	-	-	-	-	-	2,007
REET I Capital Fund	-	1,210	1,202	1,204	1,208	1,205	1,206	1,203	8,437
Total:	2,006	1,211	1,202	1,204	1,208	1,205	1,206	1,203	10,445

O&M Impacts: NA

RDA HQ Relocation

Project No:	MC-PR-21010	BSL Code:	BC-PR-20000
Project Type:	Discrete	BSL Name:	Building For The Future
Project Category:	Improved Facility	Location:	800 Maynard AVE S
Current Project Stage:	Stage 6 - Closeout	Council District:	Council District 2
Start/End Date:	2019 - 2021	Neighborhood District:	Downtown
Total Project Cost:	\$2,177	Urban Village:	Downtown

This project funds the cost to move Parks staff from the RDA Building to another work location beginning in 2019.

Resources	LTD Actuals	2020 Revised	2021	2022	2023	2024	2025	2026	Total
Interest Earnings	-	500	-	-	-	-	-	-	500
Seattle Park District Revenues	1,556	121	-	-	-	-	-	-	1,677
Total:	1,556	621	-	-	-	-	-	-	2,177
Fund Appropriations / Allocations ¹	LTD Actuals	2020 Revised	2021	2022	2023	2024	2025	2026	Total
Seattle Park District Fund	1,556	621	-	-	-	-	-	-	2,177
Total:	1,556	621	-	-	-	-	-	-	2,177

O&M Impacts: NA

¹Funds are appropriated through the Adopted Budget at the Budget Summary Level. All Amounts shown above are in thousands of dollars

Rejuvenate Our P-Patches

Project No:	MC-PR-51001	BSL Code:	BC-PR-50000
Project Type:	Ongoing	BSL Name:	Maintaining Parks and Facilities
Project Category:	Improved Facility	Location:	Citywide
Current Project Stage:	N/A	Council District:	Multiple
Start/End Date:	N/A	Neighborhood District:	Multiple
Total Project Cost:	N/A	Urban Village:	Multiple

This ongoing project revitalizes the City's 82 P-Patch Community Gardens. Typical projects will improve the paths, improve the planting beds and common areas, improve Americans with Disabilities (ADA) access, update aging infrastructure, and related work. The first P-Patch was constructed in 1973, and more have been added in the past 40 years. The individual projects will address safety and code requirements, extend the life of the asset, improve accessibility, and contribute to better air quality. This project is part of the Metropolitan Parks District measure put before voters in 2014.

Resources	LTD Actuals	2020 Revised	2021	2022	2023	2024	2025	2026	Total
Seattle Park District Revenues	724	427	226	232	238	244	250	256	2,598
Total:	724	427	226	232	238	244	250	256	2,598
Fund Appropriations / Allocations ¹	LTD Actuals	2020 Revised	2021	2022	2023	2024	2025	2026	Total
Seattle Park District Fund	724	427	226	232	238	244	250	256	2,598
Total:	724	427	226	232	238	244	250	256	2,598

O&M Impacts: NA

Roof & Building Envelope Program

Project No:	MC-PR-41027	BSL Code:	BC-PR-40000
Project Type:	Ongoing	BSL Name:	Fix It First
Project Category:	Rehabilitation or Restoration	Location:	Citywide
Current Project Stage:	N/A	Council District:	Multiple
Start/End Date:	N/A	Neighborhood District:	Multiple
Total Project Cost:	N/A	Urban Village:	Multiple

This ongoing project funds architectural, engineering and other studies of the Department's buildings (roofs, structure and other related infrastructure); associated cost estimating; related staff and consultant support for developing and prioritizing projects within the Department's Asset Management Plan; and implements the replacement or renovation of buildings and roofs throughout the park system, including those at comfort stations, picnic shelters, community centers, and small roof sections of larger buildings. This project extends the useful life of the buildings and roofs; assures that the facilities are protected against damage from roof and wall leaks; and assures that general building issues are addressed in the Asset Management Plan.

Resources	LTD Actuals	2020 Revised	2021	2022	2023	2024	2025	2026	Total
LTGO Bond Proceeds	700	-	-	-	-	-	-	-	700
Real Estate Excise Tax I	1,477	-	-	-	-	-	-	-	1,477
Real Estate Excise Tax II	1,581	318	-	-	-	-	-	-	1,899
Total:	3,758	318	-	-	-	-	-	-	4,076
Fund Appropriations / Allocations¹	LTD Actuals	2020 Revised	2021	2022	2023	2024	2025	2026	Total
2013 Multipurpose LTGO Bond Fund	700	-	-	-	-	-	-	-	700
REET I Capital Fund	1,477	-	-	-	-	-	-	-	1,477
REET II Capital Fund	1,581	318	-	-	-	-	-	-	1,899
Total:	3,758	318	-	-	-	-	-	-	4,076

O&M Impacts: NA

¹Funds are appropriated through the Adopted Budget at the Budget Summary Level. All Amounts shown above are in thousands of dollars

Saving our City Forests

Project No:	MC-PR-41003	BSL Code:	BC-PR-40000
Project Type:	Ongoing	BSL Name:	Fix It First
Project Category:	Rehabilitation or Restoration	Location:	Citywide
Current Project Stage:	N/A	Council District:	Multiple
Start/End Date:	N/A	Neighborhood District:	Multiple
Total Project Cost:	N/A	Urban Village:	Multiple

This ongoing project restores and maintains Seattle's 2,500 acres of urban forests. Seattle's trees are aging and inundated with invasive plants, including English ivy, Himalayan blackberry, Scot's broom, and knotweed. This project expands Parks' capacity to restore forest land, and to provide the ongoing monitoring and maintenance work necessary to keep restored areas from being overrun by invasive plants. A healthy urban forest contributes significantly to the health of the environment by cleaning air and water, filtering and retaining storm water, and providing a respite from the built environment. This project is part of the Metropolitan Parks District measure put before voters in 2014.

Resources	LTD Actuals	2020 Revised	2021	2022	2023	2024	2025	2026	Total
Seattle Park District Revenues	8,067	1,043	1,057	1,083	1,109	1,137	1,165	1,194	15,856
Total:	8,067	1,043	1,057	1,083	1,109	1,137	1,165	1,194	15,856
Fund Appropriations / Allocations ¹	LTD Actuals	2020 Revised	2021	2022	2023	2024	2025	2026	Total
Seattle Park District Fund	8,067	1,043	1,057	1,083	1,109	1,137	1,165	1,194	15,856
Total:	8,067	1,043	1,057	1,083	1,109	1,137	1,165	1,194	15,856

O&M Impacts: NA

¹Funds are appropriated through the Adopted Budget at the Budget Summary Level. All Amounts shown above are in thousands of dollars

Seattle Asian Art Museum Renovation

Project No:	MC-PR-11002	BSL Code:	BC-PR-10000
Project Type:	Discrete	BSL Name:	2008 Parks Levy
Project Category:	Rehabilitation or Restoration	Location:	1400 Prospect ST
Current Project Stage:	Stage 6 - Closeout	Council District:	Council District 3
Start/End Date:	2011 - 2021	Neighborhood District:	East District
Total Project Cost:	\$19,000	Urban Village:	Not in an Urban Village

This project provides REET funds to support the renovation of the city-owned Seattle Asian Art Museum in Volunteer Park in partnership with the Seattle Art Museum and other related work.

Resources	LTD Actuals	2020 Revised	2021	2022	2023	2024	2025	2026	Total
Real Estate Excise Tax I	14,776	424	-	-	-	-	-	-	15,200
Real Estate Excise Tax II	3,800	-	-	-	-	-	-	-	3,800
Seattle Voter-Approved Levy	-	-	-	-	-	-	-	-	-
Total:	18,576	424	-	-	-	-	-	-	19,000
Fund Appropriations / Allocations¹	LTD Actuals	2020 Revised	2021	2022	2023	2024	2025	2026	Total
2008 Parks Levy Fund	-	-	-	-	-	-	-	-	-
REET I Capital Fund	14,776	424	-	-	-	-	-	-	15,200
REET II Capital Fund	3,800	-	-	-	-	-	-	-	3,800
Total:	18,576	424	-	-	-	-	-	-	19,000

O&M Impacts: NA

¹Funds are appropriated through the Adopted Budget at the Budget Summary Level. All Amounts shown above are in thousands of dollars

Seward Park Forest Restoration

Project No:	MC-PR-41013	BSL Code:	BC-PR-40000
Project Type:	Discrete	BSL Name:	Fix It First
Project Category:	Rehabilitation or Restoration	Location:	5900 Lake Washington Blvd S
Current Project Stage:	Stage 5 - Construction	Council District:	Council District 2
Start/End Date:	2008 - 2024	Neighborhood District:	Southeast
Total Project Cost:	\$1,011	Urban Village:	Not in an Urban Village

This project provides for the restoration of old growth forest in Seward Park as part of the Green Seattle Partnership. The restoration work will be guided by the established vegetation management plan for Seward Park. This additional work is being funded by a private donation of \$1 million. The donation will be made to the Seattle Foundation over the course of 3 to 4 years and dispersed to Parks over a period of 10 to 11 years.

Resources	LTD Actuals	2020 Revised	2021	2022	2023	2024	2025	2026	Total
Miscellaneous Grants or Donations	915	96	-	-	-	-	-	-	1,011
Total:	915	96	-	-	-	-	-	-	1,011
Fund Appropriations / Allocations ¹	LTD Actuals	2020 Revised	2021	2022	2023	2024	2025	2026	Total
Park And Recreation Fund	84	96	-	-	-	-	-	-	180
Unrestricted Cumulative Reserve Fund	831	-	-	-	-	-	-	-	831
Total:	915	96	-	-	-	-	-	-	1,011

O&M Impacts:

¹Funds are appropriated through the Adopted Budget at the Budget Summary Level. All Amounts shown above are in thousands of dollars

Smith Cove Park Development

Project No:	MC-PR-21005	BSL Code:	BC-PR-20000
Project Type:	Discrete	BSL Name:	Building For The Future
Project Category:	Improved Facility	Location:	W Galer ST
Current Project Stage:	Stage 3 - Design	Council District:	Council District 7
Start/End Date:	2015 - 2023	Neighborhood District:	Magnolia/Queen Anne
Total Project Cost:	\$4,166	Urban Village:	Not in an Urban Village

This project, funded by the MPD, develops the 4.9 acre waterfront portion of Smith Cove Park located just west of Pier 91 on Elliott Bay. The park will be developed following a planning and design process for the site. These amenities may include paths, landscaping, waterfront access points, a play area, and related improvements. Some improvements will also be made to the existing part of Smith Cove Park (west of this site), currently used for sports such as soccer. The improved park will provide waterfront access and ADA accessibility, provide enhanced opportunities for active recreation, increase environmental-sensitivity, and make the park inviting and usable for more people.

Resources	LTD Actuals	2020 Revised	2021	2022	2023	2024	2025	2026	Total
Interfund Loan	-	559	-	-	-	-	-	-	559
Miscellaneous Grants or Donations	-	250	-	-	-	-	-	-	250
Real Estate Excise Tax I	30	-	-	-	-	-	-	-	30
Seattle Park District Revenues	993	2,083	-	-	-	-	-	-	3,077
State Grant Funds	15	235	-	-	-	-	-	-	250
Total:	1,038	3,128	-	-	-	-	-	-	4,166
Fund Appropriations / Allocations ¹	LTD Actuals	2020 Revised	2021	2022	2023	2024	2025	2026	Total
Park And Recreation Fund	15	485	-	-	-	-	-	-	500
REET I Capital Fund	30	-	-	-	-	-	-	-	30
Seattle Park District Fund	993	2,642	-	-	-	-	-	-	3,636
Total:	1,038	3,128	-	-	-	-	-	-	4,166

O&M Impacts: NA

Soundview Athletic Field Conversion

Project No:	MC-PR-41074	BSL Code:	BC-PR-40000
Project Type:	Discrete	BSL Name:	Fix It First
Project Category:	Improved Facility	Location:	1590 NW 90th St
Current Project Stage:	Stage 3 - Design	Council District:	Council District 6
Start/End Date:	2022 - 2024	Neighborhood District:	Ballard
Total Project Cost:	\$6,000	Urban Village:	Not in an Urban Village

This project funds construction for a renovated west athletic field at Soundview Playfield. The existing grass playfield will be converted to synthetic turf. Athletic field lighting and on-site storm water retention facilities will be installed and pathways and dugouts will be renovated to improve access for people of all abilities.

Resources	LTD Actuals	2020 Revised	2021	2022	2023	2024	2025	2026	Total
Real Estate Excise Tax I	-	-	-	2,314	3,686	-	-	-	6,000
Total:	-	-	-	2,314	3,686	-	-	-	6,000
Fund Appropriations / Allocations¹	LTD Actuals	2020 Revised	2021	2022	2023	2024	2025	2026	Total
REET I Capital Fund	-	-	-	2,314	3,686	-	-	-	6,000
Total:	-	-	-	2,314	3,686	-	-	-	6,000

O&M Impacts:

¹Funds are appropriated through the Adopted Budget at the Budget Summary Level. All Amounts shown above are in thousands of dollars

South Park Campus Improvements

Project No:	MC-PR-21013	BSL Code:	BC-PR-20000
Project Type:	Discrete	BSL Name:	Building For The Future
Project Category:	Improved Facility	Location:	8319 8th AVE S
Current Project Stage:	Stage 3 - Design	Council District:	Council District 1
Start/End Date:	2019 - 2023	Neighborhood District:	Greater Duwamish
Total Project Cost:	\$1,800	Urban Village:	South Park

This project will implement the South Park Site Plan approved by Seattle Parks and Recreation in March 2018, by renovating and relocating numerous park elements. The site plan calls for the existing play area and wading pool to be demolished and replaced with a new play area and spray park in new locations within the site. The existing grass playfield will be renovated and upgraded with synthetic turf and lighting. The project may also include the replacement of the existing sport courts, installation of a loop trail and planted buffer, new fencing and related work. Partial funding for this project is anticipated from various public and private sources in the forms of grants and donations. Once the project is completed, these improvements will increase safety and site capacity, support more active uses and types of healthy outdoor play, and provide opportunities for programming throughout the year. The total estimated cost for this project is \$9.8 million. This project will be funded by public and private sources. With the addition of the Real Estate Excise Tax (REET) funding in 2019, the project is expected to be fully funded.

Resources	LTD Actuals	2020 Revised	2021	2022	2023	2024	2025	2026	Total
Real Estate Excise Tax II	69	1,731	-	-	-	-	-	-	1,800
Total:	69	1,731	-	-	-	-	-	-	1,800
Fund Appropriations / Allocations ¹	LTD Actuals	2020 Revised	2021	2022	2023	2024	2025	2026	Total
REET II Capital Fund	69	1,731	-	-	-	-	-	-	1,800
Total:	69	1,731	-	-	-	-	-	-	1,800

O&M Impacts: NA

¹Funds are appropriated through the Adopted Budget at the Budget Summary Level. All Amounts shown above are in thousands of dollars

Sport Court Restoration Program

Project No:	MC-PR-41019	BSL Code:	BC-PR-40000
Project Type:	Ongoing	BSL Name:	Fix It First
Project Category:	Rehabilitation or Restoration	Location:	Citywide
Current Project Stage:	N/A	Council District:	Multiple
Start/End Date:	N/A	Neighborhood District:	Multiple
Total Project Cost:	N/A	Urban Village:	Not in an Urban Village

This ongoing project renovates sport courts including tennis, basketball, and pickleball courts throughout the City. The program focuses on crack repair, color coating, providing new posts, standards, and nets, and completing less expensive repairs. Between one and three courts are renovated each year that are selected based on user complaints and staff evaluation of conditions.

Resources	LTD Actuals	2020 Revised	2021	2022	2023	2024	2025	2026	Total
King County Funds	6	-	-	-	-	-	-	-	6
Miscellaneous Grants or Donations	14	-	-	-	-	-	-	-	14
Real Estate Excise Tax I	45	-	-	-	-	-	-	-	45
Real Estate Excise Tax II	549	100	-	-	-	-	-	-	649
Total:	614	100	-	-	-	-	-	-	714
Fund Appropriations / Allocations¹	LTD Actuals	2020 Revised	2021	2022	2023	2024	2025	2026	Total
REET I Capital Fund	45	-	-	-	-	-	-	-	45
REET II Capital Fund	549	100	-	-	-	-	-	-	649
Unrestricted Cumulative Reserve Fund	20	-	-	-	-	-	-	-	20
Total:	614	100	-	-	-	-	-	-	714

O&M Impacts: NA

¹Funds are appropriated through the Adopted Budget at the Budget Summary Level. All Amounts shown above are in thousands of dollars

Trails Renovation Program

Project No:	MC-PR-41026	BSL Code:	BC-PR-40000
Project Type:	Ongoing	BSL Name:	Fix It First
Project Category:	Rehabilitation or Restoration	Location:	Citywide
Current Project Stage:	N/A	Council District:	Multiple
Start/End Date:	N/A	Neighborhood District:	Multiple
Total Project Cost:	N/A	Urban Village:	Multiple

This ongoing project implements a comprehensive trail renovation strategy. Funding addresses trail failures throughout the park system to correct safety problems, prevent further erosion and deterioration, and perform other related work. The project leverages community support by providing technical assistance, training, and materials to district staff and volunteers who are engaged in other trail-related projects.

Resources	LTD Actuals	2020 Revised	2021	2022	2023	2024	2025	2026	Total
Real Estate Excise Tax I	1,643	-	300	-	-	-	-	-	1,943
Real Estate Excise Tax II	1,698	352	-	350	350	350	350	350	3,800
Total:	3,341	352	300	350	350	350	350	350	5,743

Fund Appropriations / Allocations¹	LTD Actuals	2020 Revised	2021	2022	2023	2024	2025	2026	Total
REET I Capital Fund	1,643	-	300	-	-	-	-	-	1,943
REET II Capital Fund	1,698	352	-	350	350	350	350	350	3,800
Total:	3,341	352	300	350	350	350	350	350	5,743

O&M Impacts: NA

¹Funds are appropriated through the Adopted Budget at the Budget Summary Level. All Amounts shown above are in thousands of dollars

Urban Forestry - Forest Restoration Program

Project No:	MC-PR-41022	BSL Code:	BC-PR-40000
Project Type:	Ongoing	BSL Name:	Fix It First
Project Category:	Rehabilitation or Restoration	Location:	Citywide
Current Project Stage:	N/A	Council District:	Multiple
Start/End Date:	N/A	Neighborhood District:	Multiple
Total Project Cost:	N/A	Urban Village:	Not in an Urban Village

This program develops forest and vegetation management plans, implements restoration projects at sites throughout the City's park system, removes hazardous trees, and performs other related work. Restoration projects, with much of the work being performed by citizen volunteers, may include removal of invasive plants, such as English ivy and Himalayan blackberry, followed by replanting with native plants. Future funding for this program depends on available resources. This project enhances Seattle's urban forest and supports the Green Seattle Partnership to increase overall City tree canopy and the Restore Our Waters Strategy to improve Seattle's aquatic environments.

Resources	LTD Actuals	2020 Revised	2021	2022	2023	2024	2025	2026	Total
Real Estate Excise Tax I	586	-	200	-	-	-	-	-	786
Real Estate Excise Tax II	1,304	200	-	200	200	200	200	200	2,504
Total:	1,890	200	200	200	200	200	200	200	3,290
Fund Appropriations / Allocations ¹	LTD Actuals	2020 Revised	2021	2022	2023	2024	2025	2026	Total
REET I Capital Fund	586	-	200	-	-	-	-	-	786
REET II Capital Fund	1,304	200	-	200	200	200	200	200	2,504
Total:	1,890	200	200	200	200	200	200	200	3,290

O&M Impacts: NA

¹Funds are appropriated through the Adopted Budget at the Budget Summary Level. All Amounts shown above are in thousands of dollars

Urban Forestry - Green Seattle Partnership

Project No:	MC-PR-41012	BSL Code:	BC-PR-40000
Project Type:	Ongoing	BSL Name:	Fix It First
Project Category:	Rehabilitation or Restoration	Location:	Citywide
Current Project Stage:	N/A	Council District:	Multiple
Start/End Date:	N/A	Neighborhood District:	Multiple
Total Project Cost:	N/A	Urban Village:	Multiple

This ongoing project is a collaborative effort between the City of Seattle and Forterra to restore 2,500 acres of forested park lands in Seattle by 2025. Restoration for each acre occurs over a three-year period and includes clearing invasive plants, replanting the area with native plants, caring for the plants through establishment, and other related work. This project supports the Green Seattle initiative.

Resources	LTD Actuals	2020 Revised	2021	2022	2023	2024	2025	2026	Total
CRS Misc Revenues	380	208	-	-	-	-	-	-	588
King County Funds	140	-	-	-	-	-	-	-	140
Real Estate Excise Tax I	7,255	-	-	-	-	-	-	-	7,255
Real Estate Excise Tax II	8,291	1,700	1,200	1,200	1,200	1,700	1,700	1,700	18,691
State Grant Funds	391	-	-	-	-	-	-	-	391
Total:	16,457	1,908	1,200	1,200	1,200	1,700	1,700	1,700	27,065
Fund Appropriations / Allocations¹	LTD Actuals	2020 Revised	2021	2022	2023	2024	2025	2026	Total
Park And Recreation Fund	139	208	-	-	-	-	-	-	347
REET I Capital Fund	7,255	-	-	-	-	-	-	-	7,255
REET II Capital Fund	8,291	1,700	1,200	1,200	1,200	1,700	1,700	1,700	18,691
Unrestricted Cumulative Reserve Fund	772	-	-	-	-	-	-	-	772
Total:	16,457	1,908	1,200	1,200	1,200	1,700	1,700	1,700	27,065

O&M Impacts: NA

¹Funds are appropriated through the Adopted Budget at the Budget Summary Level. All Amounts shown above are in thousands of dollars

Urban Forestry - Tree Replacement

Project No:	MC-PR-41011	BSL Code:	BC-PR-40000
Project Type:	Ongoing	BSL Name:	Fix It First
Project Category:	Rehabilitation or Restoration	Location:	Citywide
Current Project Stage:	N/A	Council District:	Multiple
Start/End Date:	N/A	Neighborhood District:	Multiple
Total Project Cost:	N/A	Urban Village:	Not in an Urban Village

This ongoing project replaces each tree removed from developed park land and boulevards with two new trees and other related work. The Department typically removes approximately 500 trees per year. This project increases the City's tree canopy and supports the Green Seattle initiative.

Resources	LTD Actuals	2020 Revised	2021	2022	2023	2024	2025	2026	Total
Miscellaneous Grants or Donations	42	-	-	-	-	-	-	-	42
Real Estate Excise Tax I	240	-	-	-	-	-	-	-	240
Real Estate Excise Tax II	1,353	103	95	95	95	95	95	95	2,025
Total:	1,634	103	95	95	95	95	95	95	2,307
Fund Appropriations / Allocations ¹	LTD Actuals	2020 Revised	2021	2022	2023	2024	2025	2026	Total
REET I Capital Fund	240	-	-	-	-	-	-	-	240
REET II Capital Fund	1,353	103	95	95	95	95	95	95	2,025
Unrestricted Cumulative Reserve Fund	42	-	-	-	-	-	-	-	42
Total:	1,634	103	95	95	95	95	95	95	2,307

O&M Impacts: NA

Utility Conservation Program

Project No:	MC-PR-41010	BSL Code:	BC-PR-40000
Project Type:	Ongoing	BSL Name:	Fix It First
Project Category:	Rehabilitation or Restoration	Location:	Citywide
Current Project Stage:	N/A	Council District:	Multiple
Start/End Date:	N/A	Neighborhood District:	Multiple
Total Project Cost:	N/A	Urban Village:	Multiple

This ongoing project implements energy conservation projects in collaboration with Seattle City Light, Seattle Public Utilities, and Puget Sound Energy. Projects may include lighting, heating, and water use renovations at various facilities throughout the Parks system. These projects result in energy savings and better air and water quality, and support the Climate Protection Initiative by reducing greenhouse gas emissions. The cost of these projects is expected to be recovered within approximately five years through reduced utility costs and rebates from the three utilities. Rebates and other additional resources will be pursued to fund future conservation projects.

Resources	LTD Actuals	2020 Revised	2021	2022	2023	2024	2025	2026	Total
General Fund	111	-	-	-	-	-	-	-	111
Miscellaneous Grants or Donations	953	116	105	105	105	105	105	105	1,699
Real Estate Excise Tax I	589	-	125	125	125	-	-	-	964
Real Estate Excise Tax II	2,018	200	-	-	-	250	250	250	2,968
Total:	3,671	316	230	230	230	355	355	355	5,742
Fund Appropriations / Allocations¹	LTD Actuals	2020 Revised	2021	2022	2023	2024	2025	2026	Total
General Fund	111	-	-	-	-	-	-	-	111
Park And Recreation Fund	199	116	105	105	105	105	105	105	945
REET I Capital Fund	589	-	125	125	125	-	-	-	964
REET II Capital Fund	2,018	200	-	-	-	250	250	250	2,968
Unrestricted Cumulative Reserve Fund	754	-	-	-	-	-	-	-	754
Total:	3,671	316	230	230	230	355	355	355	5,742

O&M Impacts: NA

¹Funds are appropriated through the Adopted Budget at the Budget Summary Level. All Amounts shown above are in thousands of dollars

Victor Steinbrueck Park Renovation

Project No:	MC-PR-16005	BSL Code:	BC-PR-10000
Project Type:	Discrete	BSL Name:	2008 Parks Levy
Project Category:	Improved Facility	Location:	2001 Western AVE
Current Project Stage:	Stage 3 - Design	Council District:	Council District 7
Start/End Date:	2013 - 2023	Neighborhood District:	Downtown
Total Project Cost:	\$1,850	Urban Village:	Downtown

This project renovates the existing Victor Steinbrueck Park to help revitalize this park located in the Pike Place Market. Renovations may include new seating, paths and circulation modifications, landscaping, lighting, signage, and related elements. This park is within the boundaries of the Pike Place Historical District. This project is part of the 2008 Parks Levy.

Resources	LTD Actuals	2020 Revised	2021	2022	2023	2024	2025	2026	Total
Seattle Voter-Approved Levy	822	1,028	-	-	-	-	-	-	1,850
Total:	822	1,028	-	-	-	-	-	-	1,850
Fund Appropriations / Allocations ¹	LTD Actuals	2020 Revised	2021	2022	2023	2024	2025	2026	Total
2008 Parks Levy Fund	822	1,028	-	-	-	-	-	-	1,850
Total:	822	1,028	-	-	-	-	-	-	1,850

O&M Impacts: NA

Victor Steinbrueck Parking Envelope

Project No:	MC-PR-41044	BSL Code:	BC-PR-40000
Project Type:	Discrete	BSL Name:	Fix It First
Project Category:	Rehabilitation or Restoration	Location:	2001 Western Ave
Current Project Stage:	Stage 3 - Design	Council District:	Council District 7
Start/End Date:	2017 - 2024	Neighborhood District:	Downtown
Total Project Cost:	\$5,000	Urban Village:	Downtown

This project will replace the existing membrane between the westerly portion of Victor Steinbrueck Park and the Unico parking garage below, and other related items. The membrane is a waterproofing layer that keeps stormwater and irrigation that falls on the park from entering the garage below and damaging the concrete structure. The membrane was installed in 1981 when the park was originally constructed on top of the parking garage. These membranes typically last no more than 30 years; the existing membrane has failed and no longer prevents water from entering the garage below. The membrane replacement requires the removal and subsequent replacement of all the park improvements above and the installation of a new drainage system. The new membrane will provide a waterproofed foundation for the associated park renovation project.

Resources	LTD Actuals	2020 Revised	2021	2022	2023	2024	2025	2026	Total
Real Estate Excise Tax I	-	1,500	-	-	-	-	-	-	1,500
Real Estate Excise Tax II	535	2,966	-	-	-	-	-	-	3,500
Total:	535	4,466	-	-	-	-	-	-	5,000
Fund Appropriations / Allocations ¹	LTD Actuals	2020 Revised	2021	2022	2023	2024	2025	2026	Total
REET I Capital Fund	-	1,500	-	-	-	-	-	-	1,500
REET II Capital Fund	535	2,966	-	-	-	-	-	-	3,500
Total:	535	4,466	-	-	-	-	-	-	5,000

O&M Impacts: NA

¹Funds are appropriated through the Adopted Budget at the Budget Summary Level. All Amounts shown above are in thousands of dollars

West Queen Anne Playfield Conversion

Project No:	MC-PR-41072	BSL Code:	BC-PR-40000
Project Type:	Discrete	BSL Name:	Fix It First
Project Category:	Rehabilitation or Restoration	Location:	1901 1st AVE W
Current Project Stage:	Stage 1 - Pre-Project Development	Council District:	Council District 7
Start/End Date:	2020 - 2021	Neighborhood District:	Magnolia/Queen Anne
Total Project Cost:	\$200	Urban Village:	Not in an Urban Village

This project will improve playability and increase year-round athletic field capacity at West Queen Anne Playfield. The existing natural turf field will be replaced with a synthetic field, the lights will be replaced, and paths will be repaved to improve accessibility, along with related work.

Resources	LTD Actuals	2020 Revised	2021	2022	2023	2024	2025	2026	Total
Real Estate Excise Tax II	-	200	-	-	-	-	-	-	200
Total:	-	200	-	-	-	-	-	-	200

Fund Appropriations / Allocations¹	LTD Actuals	2020 Revised	2021	2022	2023	2024	2025	2026	Total
REET II Capital Fund	-	200	-	-	-	-	-	-	200
Total:	-	200	-	-	-	-	-	-	200

O&M Impacts: NA

Woodland Park Zoo Night Exhibit Renovation

Project No:	MC-PR-41046	BSL Code:	BC-PR-40000
Project Type:	Discrete	BSL Name:	Fix It First
Project Category:	Rehabilitation or Restoration	Location:	700 N 50th St
Current Project Stage:	Stage 2 - Initiation, Project Definition, & Planning	Council District:	Council District 6
Start/End Date:	2017 - 2024	Neighborhood District:	Lake Union
Total Project Cost:	\$15,500	Urban Village:	Not in an Urban Village

This project provides funding to re-build the Woodland Park Zoo Night Exhibit, and other related work. The Exhibit was substantially damaged in December of 2016. This project is funded by insurance proceeds.

Resources	LTD Actuals	2020 Revised	2021	2022	2023	2024	2025	2026	Total
Miscellaneous Grants or Donations	387	-	-	-	-	-	-	-	387
Miscellaneous Revenues	155	14,958	-	-	-	-	-	-	15,113
Total:	542	14,958	-	-	-	-	-	-	15,500
Fund Appropriations / Allocations ¹	LTD Actuals	2020 Revised	2021	2022	2023	2024	2025	2026	Total
Park And Recreation Fund	-	14,829	-	-	-	-	-	-	14,829
Unrestricted Cumulative Reserve Fund	542	128	-	-	-	-	-	-	670
Total:	542	14,958	-	-	-	-	-	-	15,500

O&M Impacts: NA

¹Funds are appropriated through the Adopted Budget at the Budget Summary Level. All Amounts shown above are in thousands of dollars

Yesler Crescent Improvements

Project No:	MC-PR-21012	BSL Code:	BC-PR-20000
Project Type:	Discrete	BSL Name:	Building For The Future
Project Category:	Improved Facility	Location:	
Current Project Stage:	Stage 2 - Initiation, Project Definition, & Planning	Council District:	Council District 7
Start/End Date:	2019 - 2021	Neighborhood District:	Downtown
Total Project Cost:	\$647	Urban Village:	Downtown

This project will create improvements to City Hall Park that enhance circulation and focus on park activation and preservation. Potential improvements may include pathway renovation, furnishing replacement, lighting upgrades, irrigation renovation and related work. This project is part of the Building for the Future Budget Summary Level, and uses REET funding only for planning and design at this time. Potential rebuilding or renovation of the Prefontaine fountain and plaza will also be assessed in the planning process.

Resources	LTD Actuals	2020 Revised	2021	2022	2023	2024	2025	2026	Total
King County Voter-Approved Levy	23	249	-	-	-	-	-	-	272
Real Estate Excise Tax II	24	351	-	-	-	-	-	-	375
Total:	47	600	-	-	-	-	-	-	647

Fund Appropriations / Allocations¹	LTD Actuals	2020 Revised	2021	2022	2023	2024	2025	2026	Total
King County Parks Levy Fund	23	249	-	-	-	-	-	-	272
REET II Capital Fund	24	351	-	-	-	-	-	-	375
Total:	47	600	-	-	-	-	-	-	647

O&M Impacts: NA

¹Funds are appropriated through the Adopted Budget at the Budget Summary Level. All Amounts shown above are in thousands of dollars

Zoo Major Maintenance

Project No:	MC-PR-41005	BSL Code:	BC-PR-40000
Project Type:	Ongoing	BSL Name:	Fix It First
Project Category:	Rehabilitation or Restoration	Location:	601 N 59TH ST
Current Project Stage:	N/A	Council District:	Council District 6
Start/End Date:	N/A	Neighborhood District:	Northwest
Total Project Cost:	N/A	Urban Village:	Not in an Urban Village

This ongoing project preserves the Zoo facilities to enable it to operate efficiently, and to offer a world-class experience to the patrons. Typical projects include exhibit renovation or replacement, water, electrical, irrigation, and sewer systems replacement, energy efficient improvements, pavement and grounds restoration, Americans with Disabilities (ADA) access improvements, and related work. The oldest buildings at the Zoo were constructed in the 1930s and others have been built in subsequent decades. The individual projects will address health and safety codes, extend the life of the asset, improve access for all, reduce energy costs, and improve the overall Zoo experience for the public. This project is part of the Metropolitan Parks District measure put before voters in 2014.

Resources	LTD Actuals	2020 Revised	2021	2022	2023	2024	2025	2026	Total
Real Estate Excise Tax II	1,055	2,821	2,037	2,087	2,140	2,194	2,249	2,305	16,888
Seattle Park District Revenues	6,036	48	-	-	-	-	-	-	6,084
Total:	7,092	2,869	2,037	2,087	2,140	2,194	2,249	2,305	22,972
Fund Appropriations / Allocations¹	LTD Actuals	2020 Revised	2021	2022	2023	2024	2025	2026	Total
REET II Capital Fund	1,055	2,821	2,037	2,087	2,140	2,194	2,249	2,305	16,888
Seattle Park District Fund	6,036	48	-	-	-	-	-	-	6,084
Total:	7,092	2,869	2,037	2,087	2,140	2,194	2,249	2,305	22,972

O&M Impacts: NA

¹Funds are appropriated through the Adopted Budget at the Budget Summary Level. All Amounts shown above are in thousands of dollars

Seattle Center

Overview

Seattle Center's ("Center") Capital Improvement Plan (CIP) is at the heart of the Center's purpose "to create exceptional events, experiences and environments that delight and inspire the human spirit to build stronger communities." The Center's CIP repairs, renews, and redevelops the facilities and grounds of Seattle Center to provide a safe and welcoming place for millions of annual visitors.

Seattle Center is a 74-acre campus in the middle of the City. It is the largest visitor destination in Washington state, attracting an estimated 12 million visits each year to attend arts, sporting, educational, and cultural events and festivals, and to enjoy the grounds and open spaces. There are 24 buildings and three parking garages on the campus. Seattle Center is also a major urban park with lawns, gardens, fountains, a children's play area, and a variety of plazas and open spaces. The Seattle Center Monorail runs between the Seattle Center campus and downtown Seattle. The City owns the Monorail, which is operated by Seattle Monorail Services on behalf of the City. The Space Needle, the Pacific Science Center, the Museum of Pop Culture, the Chihuly Garden and Glass Exhibition, and Seattle Public Schools' Memorial Stadium and an adjacent parking lot are also part of the campus but are privately owned and operated.

The origins of a civic campus at Seattle Center go back to the 1920s, with Mayor Bertha Landes presiding over the groundbreaking for the Civic Auditorium, Civic Ice Arena, and Civic Field. In the 1930s the Washington State Armory was built. Memorial Stadium was constructed in the 1940s. In the late 1950s and early 1960s the site for the 1962 Seattle World's Fair was created, expanding the size of the campus to roughly what we know today. One result of this long history as a civic gathering place is aging infrastructure. Some facilities have been significantly renovated (e.g., Civic Auditorium into the Opera House for the World's Fair, and into McCaw Hall in 2003, the Civic Ice Arena/Mercer Arena site into the new Seattle Opera at the Center facility in 2018, and the Arena in 2020-21), while others remain in need of major renovation and redevelopment (e.g., Memorial Stadium).

In 2008, following a two-year community process, the City Council adopted the Seattle Center Century 21 Master Plan. The Master Plan provides a roadmap for the redevelopment of Seattle Center around a set of design and planning principles including increased open space; sustainable design and operations; opening the edges of the campus to the surrounding community; enlivening the campus throughout the day; being pedestrian friendly and accessible to all; and continuing to provide a diversity of programming and attractions for all parts of our community. The master plan is expected to be supported, as Seattle Center redevelopment has in the past, by a mix of public and private funding.

In 2015, Seattle Center began a multi-year facility condition assessment (FCA) program to identify current and future capital investment needs. Seattle Center's Proposed 2021-2026 CIP is in part driven by the FCA program, with funds allocated for renovation of campus infrastructure, including roofs, elevators, sewer lines, parking structures, and the International Fountain.

In 2019, the City entered into an agreement with private partner Seattle Arena Company (ArenaCo) to lease and redevelop the historic KeyArena and several supporting structures to create a world-class arena for professional sports and entertainment. The new Climate Pledge Arena will be completed in fall 2021 and will transform the largest single facility on campus, flanked by public plazas with new artwork, signage, lighting, and landscaping on all sides. Seattle Center has answered this remarkable private investment by committing to upgrades to several of its most prominent public attractions, including the International Fountain, the Armory, and the landmarked north courtyards.

During typical times, Seattle Center staff plan and implement capital projects to minimize the impact on events that occur throughout the year, including four major festivals between May and September. In 2020 and beyond, to adapt to the funding constraints imposed rapidly in response to the COVID-19 crisis, Seattle Center has prioritized the projects that are matters of safety and security; those which are already underway; those that are in the service of partnerships; and those that simply cannot be postponed. Other CIP work has been deferred and/or phased to accommodate the Citywide funding reductions.

Thematic Priorities

Seattle Center's Proposed 2021-2026 CIP focuses on four primary themes:

- renovating basic infrastructure;
- preparing for the Climate Pledge Arena opening in the fall of 2021;
- preserving and revitalizing heavily used visitor amenities; and
- managing the impacts of COVID-19 on Seattle Center CIP priorities.

Renovating Basic Infrastructure

Asset preservation investments in campus facilities are at the core of Seattle Center's CIP. The Proposed 2021-2026 CIP prioritizes needs identified in the latest phase of facility condition assessments including:

- Addressing the ADA Barrier Removal Schedule in a variety of locations across the campus, including replacement of the Armory atrium elevator;
- Replacing roofs for the Seattle Children's Theatre Phases 1 and 2, and the International Fountain Pavilion;
- Campus HVAC control system upgrades;
- Mercer Garage deferred major maintenance; and
- Phased renovation of the International Fountain.

Preparing for Climate Pledge Arena opening in 2021

In 2019, construction began on the new, privately funded Climate Pledge Arena. Seattle Center's Proposed CIP includes several Arena-related elements:

Mercer Garage – The City's lease agreement with ArenaCo for a new, privately-funded Arena to replace KeyArena commits the City to operation of the Mercer Garage until 2035. Seattle Center's CIP prioritizes improvements to the Mercer Garage including deferred major maintenance repairs and installation of a new Parking Access and Revenue Control system in both the Mercer and 5th Avenue North garages, in conjunction with ArenaCo installing a compatible system in the First Avenue North garage, in time for the Arena opening in the fall of 2021.

Skatepark Relocation – Seattle Center's CIP includes funding to replace the former Seattle Center skatepark facility, which was located within the footprint of the new Arena. The replacement skatepark facility is scheduled to open in the spring of 2021. ArenaCo provided partial funding for skatepark relocation.

Northwest Courtyard – The public open space north of the new Arena will be heavily impacted by Arena construction. The City is renovating the DuPen Fountain and is working in conjunction with ArenaCo on a renovation plan for the upper Northwest Courtyard area so the quality of the public open space at the

north end of the Arena matches that at the west, south, and east. Seattle Center's Proposed CIP includes funding for Northwest Courtyard renovation. Additional funding will come from ArenaCo.

Monorail Station Improvements – In 2018, Seattle Center, in conjunction with Seattle Monorail Services (SMS) and VIA Architecture, completed a feasibility study for improvements at both Monorail stations that would increase the capacity of the Monorail system to move passengers before and after large events at Seattle Center and to improve the passenger experience. The Monorail Transit Asset Management Plan and Capital and Major Maintenance Program Plan, a 5-year capital plan for the Monorail system, includes \$1.2 million for station improvements. Additionally, under the terms of the recently updated and approved Monorail concession agreement, SMS will invest \$6.6 million of private capital into improvements at the privately owned Westlake Center station.

Smart Campus Infrastructure Planning Efforts – Seattle Center faces great pressure to upgrade its aging infrastructure for technology, event power, and sustainability. These pressures converge with a desire to improve the pedestrian environment to accommodate more visitors from neighboring urban growth centers and a busier Arena, and to lean into outdoor gatherings as a long-term strategy for post-pandemic reopening. There is an opportunity for a comprehensive “Smart Campus” infrastructure package, that may include these improvements in concert with the planned conversion of the central utility plant to electricity by 2024. In 2021, Seattle Center will continue preliminary planning and engineering efforts to identify the desired scope and phasing. The 2021-2026 CIP includes funding for a minimum first phase of improvements.

Preserving Visitor Amenities

To complement the construction of a new, world-class arena, Seattle Center's Proposed CIP prioritizes investments in highly visible and heavily used free public facilities to continue to delight and inspire the millions of annual visitors when they return to the campus. These include:

International Fountain – Voted a few years ago as the top public fountain in the country, the International Fountain is the centerpiece of the Seattle Center campus and a very popular free attraction for the public. Seattle Center's CIP includes funding for phased renovation of International Fountain systems over multiple years. Seattle Center will repair and upgrade the fountain's jet system.

DuPen Fountain – A short walk from the International Fountain is the DuPen Fountain, a favorite attraction on the Seattle Center campus since the 1962 World's Fair, featuring the artwork of Everett DuPen. While the adjacent Arena is under construction, Seattle Center will carry out a full renovation of the DuPen Fountain to achieve a modernized, flexible design that strengthens both the family-friendliness and the contemplative aspects of the fountain in line with public feedback. The new feature is scheduled to open by summer 2022.

Aligning Capital Investments with Growth and/or Community Planning

The Seattle Center campus is located within the Uptown Urban Center. In 2015-16 Seattle Center participated with the Office of Planning and Community Development (OPCD) and the Uptown community on the development of the Uptown Urban Design Framework (UDF). The design principles of the Seattle Center Century 21 Master Plan are incorporated into the UDF. After completion of the UDF, Seattle Center partnered with OPCD and the Uptown community on the Seattle Center and Uptown Strategic Parking Study and the Uptown Rezone Environmental Impact Statement (EIS) process. Capital projects which invest in the facilities and grounds of the 74-acre Seattle Center campus support the growth of the Uptown Urban Center as well the South Lake Union and Belltown neighborhoods. Capital

projects starting or underway in 2021 which support growth in the neighborhoods surrounding Seattle Center include:

- Skatepark Relocation
- Northwest Courtyard Public Open Space Improvements
- Monorail Station Improvements
- Artists at Play Children's Play Area Refurbishment
- International Fountain Improvements
- Memorial Stadium Planning/Seattle Center Century 21 Master Plan Update

Project Selection Criteria

For each budget cycle, a broad cross-section of Seattle Center staff members engage in the process of identifying the highest priority asset preservation and improvement needs on the campus. This includes staff members who maintain facilities, rent facilities to clients, provide technical support for events, manage parking and public assembly facilities, and manage capital projects. Projects are prioritized around a set of criteria, including public and staff safety, regulatory requirements, failing building systems, asset preservation, master plan implementation, reducing operating costs and/or increasing revenue potential, leveraging non-City funds, and race and social justice. Center's Campus & Armory Operating Board and the McCaw Hall Operating Board have played a central role in identifying and prioritizing capital needs in the facilities they oversee. The Seattle Center Executive Team takes all of this information and prioritizes projects across the entire Seattle Center campus within funding targets provided. Seattle Center's program of facility condition assessments, utilizing a number of specialty consultants, is a key source of information for identifying current and future capital needs at Seattle Center to inform capital investment priorities.

2021-2026 Proposed CIP Highlights

The Center's CIP prioritizes funding to address needs identified in the latest phase of facility condition assessments, including roofs, parking structures and the International Fountain. The CIP also includes funding for asset preservation investments in McCaw Hall and the Monorail, guided by the McCaw Hall Capital Renewal/Major Maintenance Plan and the Seattle Center Monorail Transit Asset Management (TAM) Plan and Capital and Major Maintenance Program (CMMP) Plan. Asset preservation investments in 2021 include:

Armory – An ongoing program of renovation of the Seattle Center Armory continues in 2021 focused on an exterior renovation of this 1939 building. In addition, for the costs of Armory food court renovations completed in 2012, Seattle Center will pay its final debt service payment of \$383,000 in 2021.

General Site Improvements – In 2021, REET I funding is allocated for phased renovation of the International Fountain and for campus security and technology infrastructure improvements.

McCaw Hall – Annual REET I allocations for McCaw Hall asset preservation are matched 100 percent by the resident tenants of McCaw Hall, the Seattle Opera and Pacific Northwest Ballet, to carry out the McCaw Hall Capital Renewal/Major Maintenance Plan, under the direction of the McCaw Hall Operating Board. Due to the financial impacts of the COVID-19 crisis, the Center and McCaw Hall Operating Board have elected to forgo annual contributions into the reserve fund in 2020 and 2021.

Monorail Renovation – Federal Transit Administration grant funds and local matching funds are allocated to continue implementation of the Seattle Center Monorail Transit Asset Management Plan and Capital and Major Maintenance Program Plan for renovation of the Monorail trains, guideways and stations.

Open Space Restoration and Repair – Renovation of public open spaces in 2021 will include renovation work in the public open space north of the Climate Pledge Arena, in conjunction with ArenaCo.

Parking Repairs and Improvements – The City’s Lease with ArenaCo for the Climate Pledge Arena commits to operation of the Mercer Garage until 2035. Seattle Center’s CIP prioritizes the Mercer Garage in 2021, including deferred major maintenance repairs and installation of a new Parking Access and Revenue Control (PARC) system in both the Mercer and 5th Avenue North garages in conjunction with ArenaCo installing a compatible system in the First Avenue North garage, in time for the Arena opening in the fall of 2021.

Roof Replacements – Seattle Center recently commenced replacement of the Cornish Playhouse roof, which is the highest priority identified in a facility condition assessment of campus roofs. Phases 1 and 2 of roof replacements Seattle Children’s Theatre buildings will be completed in 2021 and 2022. A temporary repair to the International Fountain Pavilion roof in 2020 will stabilize it until replacement in 2024.

Utility Infrastructure – Renovation of campus utility infrastructure in 2021 includes upgrades to the campus Energy Management and Control System, HVAC efficiency improvements, and upgrades to campus power and connectivity infrastructure.

CIP Revenue Sources

Seattle Center’s Proposed 2021-2026 CIP is funded from a combination of revenue sources including Real Estate Excise Tax (REET, the primary funding source for 2021-2026), federal grants, and private funds. Over the years other key funding sources for Seattle Center included voter-approved property tax levies, Washington State and King County funds, and proceeds from property sales, in addition to private funds. Following the adoption of the 1990 Seattle Center Master Plan, two voter-approved levies raised \$62 million for implementing the master plan. This amount in turn leveraged \$500 million in non-City funds, including \$440 million from private sources. The Seattle Center campus is currently experiencing another wave of private investment, including KEXP, the Opera at the Center, Space Needle renovation, and the Climate Pledge Arena.

Summary of Upcoming Budget Issues and Challenges

The biggest challenges facing Seattle Center’s CIP are aging infrastructure and funding constraints. Seattle Center buildings date from the 1930s and some underground sewer lines within the campus are over 100 years old. While some facilities have been significantly renovated, others remain in need of major renovation. Seattle Center is carrying out a program of facility condition assessments to identify current and future needs for capital renovation and replacement. The 2021-2026 Proposed CIP addresses priority needs identified in these condition assessments. Significant additional funding will need to be identified to address future needed asset preservation investments in Seattle Center facilities.

REET is the primary funding source for Seattle Center’s CIP. Real estate markets run in cycles, as Seattle Center experienced from 2009-2012, when annual REET revenue allocated to Seattle Center dropped below \$500,000 in three of the four years. The projected economic downturn resulting from the current crisis has thrown this important resource for Seattle Center’s capital work into jeopardy. In the past,

Seattle Center has augmented REET funding with proceeds from property sales, voter-approved levies, and private funding. The availability of these other funding sources is uncertain going forward.

In 2008, following a two-year community process, the City Council adopted the Seattle Center Century 21 Master Plan. The Master Plan provides a roadmap for the redevelopment of Seattle Center around a set of design and planning principles. Implementation of the plan is expected to be supported by a mix of public and private funding. A challenge in the coming years is how to fund the remaining vision of the Master Plan as well as maintain existing capital assets.

Future Projects/What is on the Horizon

The recent announcement of the Climate Pledge Arena name and philosophy has brought fresh energy to Seattle Center's commitment to environmental sustainability on its campus. Seattle Center's most fundamentally sustainable premises is its successful stewardship of historic urban fabric; however, the age of the campus also poses challenges. Seattle Center has infrastructure dating to the 1930s. The 2021-26 CIP addresses some of the highest priorities identified in Seattle Center's initial facility condition assessment, including the Cornish roof replacement, Mercer Garage seismic upgrades, renovation of selected elevators and sewer lines, and renovation of the International Fountain. Seattle Center will need to address other major maintenance needs on the campus – including a comprehensive upgrade and replacement of pedestrian lighting fixtures and the conversion of the Central Utility Plant to electric power – in future CIPs.

Seattle Center skilled trades staff are based in a leased facility located just off the campus. Following a significant rent increase in 2019, Seattle Center decided to phase its staff out of this space within five years as the cost has become unjustifiable in the long term. The department is now looking to relocate its skilled trades staff within the Seattle Center campus, perhaps as part of development of the Memorial Stadium site.

A light rail station will be located on or adjacent to the Seattle Center campus as part of Sound Transit 3 (ST3). Seattle Center is participating in Sound Transit's efforts to identify a preferred site for the Seattle Center station and is providing suggestions regarding where station ingress and egress could potentially occur on the Seattle Center campus. Seattle Center is collaborating with the Uptown community and our resident organizations in providing feedback to Sound Transit.

Until early March 2020, the potential renovation of Memorial Stadium and update of the Seattle Center Master Plan were prominent topics, riding momentum following the November 2017 Public Process Partnership Agreement with Seattle Public Schools (SPS). Creating new public open space in the center of the Seattle Center campus is at the heart of the Seattle Center Century 21 Master Plan, and is one of the City's priorities for a future City-SPS redevelopment partnership; however, the COVID-19 crisis has temporarily slowed the discussion between Seattle Center, SPS, and philanthropy. The Seattle Center Advisory Commission and Seattle Center Foundation continue to advocate strongly for an update to the Seattle Center Century 21 Master Plan to address new circumstances and challenges and encompass the numerous transformational changes poised to occur on and around the campus. Seattle Center hopes to return focus to these issues in future CIPs.

ADA Improvements

Project No:	MC-SC-S9302	BSL Code:	BC-SC-S03P01
Project Type:	Ongoing	BSL Name:	Building and Campus Improvements
Project Category:	Rehabilitation or Restoration	Location:	Seattle Center Campus
Current Project Stage:	N/A	Council District:	Council District 7
Start/End Date:	N/A	Neighborhood District:	Magnolia/Queen Anne
Total Project Cost:	N/A	Urban Village:	Uptown

This ongoing project makes the Seattle Center campus more accessible to people with disabilities. Improvements may include, but are not limited to, assisted listening devices, automatic doors, ramps, signage, seating and other features that accommodate Seattle Center visitors.

Resources	LTD Actuals	2020 Revised	2021	2022	2023	2024	2025	2026	Total
Property Sales and Interest Earnings	241	-	-	-	-	-	-	-	241
Real Estate Excise Tax I	2,945	1,524	-	-	-	-	-	-	4,468
Real Estate Excise Tax II	175	-	-	-	-	-	-	-	175
Total:	3,361	1,524	-	-	-	-	-	-	4,884
Fund Appropriations / Allocations ¹	LTD Actuals	2020 Revised	2021	2022	2023	2024	2025	2026	Total
REET I Capital Fund	2,945	1,524	-	-	-	-	-	-	4,468
REET II Capital Fund	175	-	-	-	-	-	-	-	175
Unrestricted Cumulative Reserve Fund	241	-	-	-	-	-	-	-	241
Total:	3,361	1,524	-	-	-	-	-	-	4,884

O&M Impacts: No expected impact on O&M costs.

¹Funds are appropriated through the Adopted Budget at the Budget Summary Level. All Amounts shown above are in thousands of dollars

Armory Food Court Renovation - Debt Service

Project No:	MC-SC-S1002	BSL Code:	BC-SC-S03P01
Project Type:	Debt Service	BSL Name:	Building and Campus Improvements
Project Category:	Rehabilitation or Restoration	Location:	305 Harrison St
Current Project Stage:	N/A	Council District:	Council District 7
Start/End Date:	2011 - 2021	Neighborhood District:	Magnolia/Queen Anne
Total Project Cost:	\$3,881	Urban Village:	Uptown

This project provides for payment of debt service on 10-year LTGO bonds issued in 2011 to fund renovation of the Seattle Center Armory atrium, formerly known as the Center House Food Court.

Resources	LTD Actuals	2020 Revised	2021	2022	2023	2024	2025	2026	Total
Real Estate Excise Tax I	3,118	381	383	-	-	-	-	-	3,882
Total:	3,118	381	383	-	-	-	-	-	3,882

Fund Appropriations / Allocations¹	LTD Actuals	2020 Revised	2021	2022	2023	2024	2025	2026	Total
REET I Capital Fund	3,118	381	383	-	-	-	-	-	3,882
Total:	3,118	381	383	-	-	-	-	-	3,882

O&M Impacts: No impact.

¹Funds are appropriated through the Adopted Budget at the Budget Summary Level. All Amounts shown above are in thousands of dollars

Armory Rehabilitation

Project No:	MC-SC-S9113	BSL Code:	BC-SC-S03P01
Project Type:	Ongoing	BSL Name:	Building and Campus Improvements
Project Category:	Rehabilitation or Restoration	Location:	305 Harrison St
Current Project Stage:	N/A	Council District:	Council District 7
Start/End Date:	N/A	Neighborhood District:	Magnolia/Queen Anne
Total Project Cost:	N/A	Urban Village:	Uptown

This ongoing project provides for major maintenance and improvements to the 275,000 square-foot Seattle Center Armory, formerly known as Center House, a 1939 structure that serves as the primary free indoor public gathering and programming space at Seattle Center. Work may include, but is not limited to, restroom and mechanical renovations, elevator renovation, fire-safety and seismic improvements, window replacement, signage improvements, wall and floor surface repairs, and improvements to the atrium.

Resources	LTD Actuals	2020 Revised	2021	2022	2023	2024	2025	2026	Total
LTGO Bond Proceeds	1,233	-	-	-	-	-	-	-	1,233
Property Sales and Interest Earnings	3,632	-	-	-	-	-	-	-	3,632
Real Estate Excise Tax I	5,443	2,681	150	150	897	650	1,350	1,600	12,921
Seattle Voter-Approved Levy	2,462	-	-	-	-	-	-	-	2,462
Total:	12,770	2,681	150	150	897	650	1,350	1,600	20,248
Fund Appropriations / Allocations¹	LTD Actuals	2020 Revised	2021	2022	2023	2024	2025	2026	Total
1991 Levy Fund (Closed)	2,462	-	-	-	-	-	-	-	2,462
2002 Multipurpose LTGO Bond Fund	1,233	-	-	-	-	-	-	-	1,233
REET I Capital Fund	5,443	2,681	150	150	897	650	1,350	1,600	12,921
Unrestricted Cumulative Reserve Fund	3,632	-	-	-	-	-	-	-	3,632
Total:	12,770	2,681	150	150	897	650	1,350	1,600	20,248

O&M Impacts: No expected impact on O&M costs.

Artwork Maintenance

Project No:	MC-SC-S9303	BSL Code:	BC-SC-S03P01
Project Type:	Ongoing	BSL Name:	Building and Campus Improvements
Project Category:	Rehabilitation or Restoration	Location:	Seattle Center Campus
Current Project Stage:	N/A	Council District:	Council District 7
Start/End Date:	N/A	Neighborhood District:	Magnolia/Queen Anne
Total Project Cost:	N/A	Urban Village:	Uptown

This ongoing project provides for maintenance of public artwork on the Seattle Center campus to ensure the integrity of the artwork. Typical improvements may include, but are not limited to, surface restoration and repainting, mechanical upgrades and repairs, and structural repairs. Some artworks on the Seattle Center campus are maintained by the Office of Arts and Culture.

Resources	LTD Actuals	2020 Revised	2021	2022	2023	2024	2025	2026	Total
Private Funding/Donations	5	-	-	-	-	-	-	-	5
Property Sales and Interest Earnings	584	89	30	30	30	30	50	50	893
Real Estate Excise Tax I	31	-	-	-	-	-	-	-	31
Total:	620	89	30	30	30	30	50	50	929
Fund Appropriations / Allocations ¹	LTD Actuals	2020 Revised	2021	2022	2023	2024	2025	2026	Total
REET I Capital Fund	31	-	-	-	-	-	-	-	31
Unrestricted Cumulative Reserve Fund	589	89	30	30	30	30	50	50	898
Total:	620	89	30	30	30	30	50	50	929

O&M Impacts: No expected impact on O&M costs.

Fisher Pavilion Asset Preservation

Project No:	MC-SC-S0701	BSL Code:	BC-SC-S03P01
Project Type:	Ongoing	BSL Name:	Building and Campus Improvements
Project Category:	Rehabilitation or Restoration	Location:	200 Thomas St
Current Project Stage:	N/A	Council District:	Council District 7
Start/End Date:	N/A	Neighborhood District:	Magnolia/Queen Anne
Total Project Cost:	N/A	Urban Village:	Uptown

This project provides for asset preservation investments in Fisher Pavilion, a public assembly facility completed in 2002.

Resources	LTD Actuals	2020 Revised	2021	2022	2023	2024	2025	2026	Total
Real Estate Excise Tax I	165	140	-	50	100	50	100	100	705
Total:	165	140	-	50	100	50	100	100	705
Fund Appropriations / Allocations ¹	LTD Actuals	2020 Revised	2021	2022	2023	2024	2025	2026	Total
REET I Capital Fund	165	140	-	50	100	50	100	100	705
Total:	165	140	-	50	100	50	100	100	705

O&M Impacts: No expected impact on O&M costs.

General Site Improvements

Project No:	MC-SC-S0305	BSL Code:	BC-SC-S03P01
Project Type:	Ongoing	BSL Name:	Building and Campus Improvements
Project Category:	Rehabilitation or Restoration	Location:	Seattle Center Campus
Current Project Stage:	N/A	Council District:	Council District 7
Start/End Date:	N/A	Neighborhood District:	Magnolia/Queen Anne
Total Project Cost:	N/A	Urban Village:	Uptown

This ongoing project improves the safety, security, facility integrity, and visitor experience on the Seattle Center campus. Improvements may include, but are not limited to, installation of security bollards, lighting upgrades, sealing of building exteriors, technology and security system upgrades, and renovation of fountains, site amenities and open spaces.

Resources	LTD Actuals	2020 Revised	2021	2022	2023	2024	2025	2026	Total
Federal Grant Funds	615	-	-	-	-	-	-	-	615
General Fund	178	-	-	-	-	-	-	-	178
LTGO Bond Proceeds	109	-	-	-	-	-	-	-	109
Property Sales and Interest Earnings	820	-	-	-	-	-	-	-	820
Real Estate Excise Tax I	1,513	1,366	550	450	450	432	670	640	6,071
Total:	3,235	1,366	550	450	450	432	670	640	7,793
Fund Appropriations / Allocations ¹	LTD Actuals	2020 Revised	2021	2022	2023	2024	2025	2026	Total
2002 Multipurpose LTGO Bond Fund	109	-	-	-	-	-	-	-	109
REET I Capital Fund	1,513	1,366	550	450	450	432	670	640	6,071
Seattle Center Capital Reserve	820	-	-	-	-	-	-	-	820
Unrestricted Cumulative Reserve Fund	793	-	-	-	-	-	-	-	793
Total:	3,235	1,366	550	450	450	432	670	640	7,793

O&M Impacts: No expected impact on O&M costs.

Lot 2 Development

Project No:	MC-SC-S0501	BSL Code:	BC-SC-S03P01
Project Type:	Ongoing	BSL Name:	Building and Campus Improvements
Project Category:	New Facility	Location:	500 5th Ave N
Current Project Stage:	N/A	Council District:	Council District 7
Start/End Date:	N/A	Neighborhood District:	Magnolia/Queen Anne
Total Project Cost:	N/A	Urban Village:	Uptown

This project provides for activities related to the sale of Seattle Center Parking Lot 2 to the Bill & Melinda Gates Foundation. The property sale closed in November 2006. All sale-related activities are completed with the exception of groundwater remediation and monitoring, expected to continue until 2025.

Resources	LTD Actuals	2020 Revised	2021	2022	2023	2024	2025	2026	Total
Private Funding/Donations	53	-	-	-	-	-	-	-	53
Property Sales and Interest Earnings	5,481	82	-	-	-	-	-	-	5,563
Real Estate Excise Tax I	800	-	-	-	-	-	-	-	800
Total:	6,334	82	-	-	-	-	-	-	6,416
Fund Appropriations / Allocations ¹	LTD Actuals	2020 Revised	2021	2022	2023	2024	2025	2026	Total
REET I Capital Fund	800	-	-	-	-	-	-	-	800
Seattle Center Capital Reserve	5,534	82	-	-	-	-	-	-	5,616
Total:	6,334	82	-	-	-	-	-	-	6,416

O&M Impacts: No expected impact on O&M costs.

McCaw Hall Asset Preservation

Project No:	MC-SC-S0303	BSL Code:	BC-SC-S0303
Project Type:	Ongoing	BSL Name:	McCaw Hall Capital Reserve
Project Category:	Rehabilitation or Restoration	Location:	321 Mercer St
Current Project Stage:	N/A	Council District:	Council District 7
Start/End Date:	N/A	Neighborhood District:	Magnolia/Queen Anne
Total Project Cost:	N/A	Urban Village:	Uptown

This project provides for the implementation of the McCaw Hall Capital Renewal/Asset Preservation Plan under the direction of the McCaw Hall Operating Board. The plan identifies asset preservation investments in the facility. Funding comes from the City and from the two resident tenants of McCaw Hall, Seattle Opera and Pacific Northwest Ballet.

Resources	LTD Actuals	2020 Revised	2021	2022	2023	2024	2025	2026	Total
Energy Rebates	3	-	-	-	-	-	-	-	3
Interest Earnings	111	60	-	-	17	17	17	16	238
Miscellaneous Revenues	-	-	-	-	-	-	-	-	-
Private Funding/Donations	1,628	1,013	-	317	327	337	347	360	4,329
Real Estate Excise Tax I	1,846	1,013	-	281	327	337	347	360	4,510
Total:	3,588	2,086	-	598	671	691	711	736	9,081
Fund Appropriations / Allocations ¹	LTD Actuals	2020 Revised	2021	2022	2023	2024	2025	2026	Total
McCaw Hall Capital Reserve	3,288	2,086	-	598	671	691	711	736	8,781
REET I Capital Fund	300	-	-	-	-	-	-	-	300
Total:	3,588	2,086	-	598	671	691	711	736	9,081

O&M Impacts: No expected impact on O&M costs.

Monorail Improvements

Project No:	MC-SC-S9403	BSL Code:	BC-SC-S9403
Project Type:	Ongoing	BSL Name:	Monorail Rehabilitation
Project Category:	Rehabilitation or Restoration	Location:	Seattle Center Monorail System
Current Project Stage:	N/A	Council District:	Council District 7
Start/End Date:	N/A	Neighborhood District:	Magnolia/Queen Anne
Total Project Cost:	N/A	Urban Village:	Uptown

This project provides for the renovation of the Seattle Center Monorail, including the two trains, the two stations and the guideways that run in between. The City operates the Monorail through its contractor, Seattle Monorail Services. Monorail improvements may include, but are not limited to, floor replacement, door refurbishment, renovation of pneumatic and electrical systems and other train components, guideway renovation, and station upgrades.

Resources	LTD Actuals	2020 Revised	2021	2022	2023	2024	2025	2026	Total
Developer Mitigation	-	1,000	-	-	-	-	-	-	1,000
Federal ARRA Funds: FTA Transit Capital Assistance	1,000	-	-	-	-	-	-	-	1,000
Federal Grant Funds	7,836	5,512	1,006	1,006	1,004	1,004	1,004	-	18,373
Interdepartmental Transfer - SDOT	-	500	-	-	-	-	-	-	500
LTGO Bond Proceeds	5,188	-	-	-	-	-	-	-	5,188
Miscellaneous Revenues	1,938	1,362	249	249	251	251	251	1,255	5,805
Total:	15,961	8,375	1,255	1,255	1,255	1,255	1,255	1,255	31,866
Fund Appropriations / Allocations¹	LTD Actuals	2020 Revised	2021	2022	2023	2024	2025	2026	Total
2003 Multipurpose LTGO Bond Fund	475	-	-	-	-	-	-	-	475
2007 Multipurpose LTGO Bond Fund	4,713	-	-	-	-	-	-	-	4,713
Seattle Center Fund	16	5,399	1,255	1,255	1,255	1,255	1,255	1,255	12,945
Unrestricted Cumulative Reserve Fund	10,757	2,976	-	-	-	-	-	-	13,733
Total:	15,961	8,375	1,255	1,255	1,255	1,255	1,255	1,255	31,866

O&M Impacts: No expected impact on O&M costs.

¹Funds are appropriated through the Adopted Budget at the Budget Summary Level. All Amounts shown above are in thousands of dollars

Municipal Energy Efficiency Program

Project No:	MC-SC-S1003	BSL Code:	BC-SC-S03P01
Project Type:	Ongoing	BSL Name:	Building and Campus Improvements
Project Category:	Rehabilitation or Restoration	Location:	Seattle Center Campus
Current Project Stage:	N/A	Council District:	Council District 7
Start/End Date:	N/A	Neighborhood District:	Magnolia/Queen Anne
Total Project Cost:	N/A	Urban Village:	Uptown

This project provides for energy saving facility retrofit projects at Seattle Center. This project results in more energy efficient building systems, reductions in utility use and cost, and other facility efficiency improvements.

Resources	LTD Actuals	2020 Revised	2021	2022	2023	2024	2025	2026	Total
LTGO Bond Proceeds	452	182	-	-	-	-	-	-	635
Real Estate Excise Tax I	178	904	-	-	-	-	-	-	1,081
Total:	630	1,086	-	-	-	-	-	-	1,716
Fund Appropriations / Allocations ¹	LTD Actuals	2020 Revised	2021	2022	2023	2024	2025	2026	Total
2011 Multipurpose LTGO Bond Fund	452	182	-	-	-	-	-	-	635
REET I Capital Fund	178	904	-	-	-	-	-	-	1,081
Total:	630	1,086	-	-	-	-	-	-	1,716

O&M Impacts: Projects reduce energy use.

Open Space Restoration and Repair

Project No:	MC-SC-S9704	BSL Code:	BC-SC-S03P01
Project Type:	Ongoing	BSL Name:	Building and Campus Improvements
Project Category:	Rehabilitation or Restoration	Location:	Seattle Center Campus
Current Project Stage:	N/A	Council District:	Council District 7
Start/End Date:	N/A	Neighborhood District:	Magnolia/Queen Anne
Total Project Cost:	N/A	Urban Village:	Uptown

This ongoing project provides for the renovation, repair and the planning for the future renovation of open spaces, green spaces, hard surfaces, and fountains throughout the 74-acre Seattle Center campus. Typical improvements may include, but are not limited to, International Fountain mechanical and hard surface renovation, pedestrian and landscape improvements, hard surface repairs in heavily-trafficked areas, lighting upgrades, and tree replacement.

Resources	LTD Actuals	2020 Revised	2021	2022	2023	2024	2025	2026	Total
LTGO Bond Proceeds	1,175	-	-	-	-	-	-	-	1,175
Private Funding/Donations	25	-	-	-	-	-	-	-	25
Property Sales and Interest Earnings	3,192	-	-	-	-	-	-	-	3,192
Real Estate Excise Tax I	4,658	2,673	1,000	1,000	2,087	1,130	1,400	1,559	15,507
Total:	9,050	2,673	1,000	1,000	2,087	1,130	1,400	1,559	19,899
Fund Appropriations / Allocations ¹	LTD Actuals	2020 Revised	2021	2022	2023	2024	2025	2026	Total
2002 Multipurpose LTGO Bond Fund	1,175	-	-	-	-	-	-	-	1,175
REET I Capital Fund	4,658	2,673	1,000	1,000	2,087	1,130	1,400	1,559	15,507
Seattle Center Capital Reserve	1,215	-	-	-	-	-	-	-	1,215
Unrestricted Cumulative Reserve Fund	2,002	-	-	-	-	-	-	-	2,002
Total:	9,050	2,673	1,000	1,000	2,087	1,130	1,400	1,559	19,899

O&M Impacts: No expected impact on O&M costs.

Parking Repairs and Improvements

Project No:	MC-SC-S0301	BSL Code:	BC-SC-S03P01
Project Type:	Ongoing	BSL Name:	Building and Campus Improvements
Project Category:	Rehabilitation or Restoration	Location:	Seattle Center Campus
Current Project Stage:	N/A	Council District:	Council District 7
Start/End Date:	N/A	Neighborhood District:	Magnolia/Queen Anne
Total Project Cost:	N/A	Urban Village:	Uptown

This ongoing project provides for the repair and improvement of Seattle Center's parking facilities. Typical improvements may include, but are not limited to, concrete repairs, garage resealing, elevator renovation and repair, signage improvements, installation of emergency phones, and installation of electronic parking access and revenue control systems.

Resources	LTD Actuals	2020 Revised	2021	2022	2023	2024	2025	2026	Total
Property Sales and Interest Earnings	960	-	-	-	-	-	-	-	960
Real Estate Excise Tax I	2,471	8,208	-	-	400	400	150	587	12,216
Total:	3,431	8,208	-	-	400	400	150	587	13,176
Fund Appropriations / Allocations¹	LTD Actuals	2020 Revised	2021	2022	2023	2024	2025	2026	Total
REET I Capital Fund	2,471	8,208	-	-	400	400	150	587	12,216
Seattle Center Capital Reserve	800	-	-	-	-	-	-	-	800
Unrestricted Cumulative Reserve Fund	160	-	-	-	-	-	-	-	160
Total:	3,431	8,208	-	-	400	400	150	587	13,176

O&M Impacts: No expected impact on O&M costs.

Preliminary Engineering and Planning

Project No:	MC-SC-S9706	BSL Code:	BC-SC-S03P01
Project Type:	Ongoing	BSL Name:	Building and Campus Improvements
Project Category:	Rehabilitation or Restoration	Location:	Seattle Center Campus
Current Project Stage:	N/A	Council District:	Council District 7
Start/End Date:	N/A	Neighborhood District:	Magnolia/Queen Anne
Total Project Cost:	N/A	Urban Village:	Uptown

This ongoing project provides for the development of scopes of work, concept plans, design alternatives, and cost estimates for Seattle Center capital projects. Typical planning work includes, but is not limited to, pre-design and analysis of project alternatives, planning for property sales, conceptual design and financial analysis of capital improvement options in conjunction with development of, and revisions to, the Seattle Center Century 21 Master Plan, and facility condition assessments.

Resources	LTD Actuals	2020 Revised	2021	2022	2023	2024	2025	2026	Total
Property Sales and Interest Earnings	557	-	-	-	-	-	-	-	557
Real Estate Excise Tax I	1,660	465	125	125	125	125	125	150	2,900
Total:	2,217	465	125	125	125	125	125	150	3,457
Fund Appropriations / Allocations ¹	LTD Actuals	2020 Revised	2021	2022	2023	2024	2025	2026	Total
REET I Capital Fund	1,660	465	125	125	125	125	125	150	2,900
Unrestricted Cumulative Reserve Fund	557	-	-	-	-	-	-	-	557
Total:	2,217	465	125	125	125	125	125	150	3,457

O&M Impacts: No impact.

¹Funds are appropriated through the Adopted Budget at the Budget Summary Level. All Amounts shown above are in thousands of dollars

Public Gathering Space Improvements

Project No:	MC-SC-S9902	BSL Code:	BC-SC-S03P01
Project Type:	Ongoing	BSL Name:	Building and Campus Improvements
Project Category:	Rehabilitation or Restoration	Location:	Seattle Center Campus
Current Project Stage:	N/A	Council District:	Council District 7
Start/End Date:	N/A	Neighborhood District:	Magnolia/Queen Anne
Total Project Cost:	N/A	Urban Village:	Uptown

This ongoing project provides for major maintenance and improvements to meeting rooms, exhibition spaces, and other indoor and outdoor public assembly and gathering spaces at Seattle Center.

Resources	LTD Actuals	2020 Revised	2021	2022	2023	2024	2025	2026	Total
LTGO Bond Proceeds	140	-	-	-	-	-	-	-	140
Private Funding/Donations	1,796	536	155	-	-	-	-	-	2,486
Property Sales and Interest Earnings	2,910	221	-	-	-	-	-	-	3,131
Real Estate Excise Tax I	4,019	5	374	353	614	1,000	1,000	1,356	8,721
Total:	8,864	762	529	353	614	1,000	1,000	1,356	14,478
Fund Appropriations / Allocations ¹	LTD Actuals	2020 Revised	2021	2022	2023	2024	2025	2026	Total
2002 Multipurpose LTGO Bond Fund	140	-	-	-	-	-	-	-	140
General Fund	1,517	329	-	-	-	-	-	-	1,846
REET I Capital Fund	4,019	5	374	353	614	1,000	1,000	1,356	8,721
Seattle Center Capital Reserve	1,280	-	-	-	-	-	-	-	1,280
Seattle Center Fund	219	206	155	-	-	-	-	-	580
Unrestricted Cumulative Reserve Fund	1,690	221	-	-	-	-	-	-	1,911
Total:	8,864	762	529	353	614	1,000	1,000	1,356	14,478

O&M Impacts: No expected impact on O&M costs.

Roof/Structural Replacement and Repair

Project No:	MC-SC-S9701	BSL Code:	BC-SC-S03P01
Project Type:	Ongoing	BSL Name:	Building and Campus Improvements
Project Category:	Rehabilitation or Restoration	Location:	Seattle Center Campus
Current Project Stage:	N/A	Council District:	Council District 7
Start/End Date:	N/A	Neighborhood District:	Magnolia/Queen Anne
Total Project Cost:	N/A	Urban Village:	Uptown

This project provides for roof and building envelope repair and replacement, and structural and seismic analysis and repairs throughout the Seattle Center campus. Typical improvements may include, but are not limited to, roof replacement, exterior wall re-cladding and repairs, repair and replacement of rooftop mechanical equipment, seismic studies, and seismic retrofits.

Resources	LTD Actuals	2020 Revised	2021	2022	2023	2024	2025	2026	Total
LTGO Bond Proceeds	6,780	-	-	-	-	-	-	-	6,780
Property Sales and Interest Earnings	1,154	-	-	-	-	-	-	-	1,154
Real Estate Excise Tax I	925	3,536	2,141	1,551	136	766	-	350	9,405
Total:	8,859	3,536	2,141	1,551	136	766	-	350	17,339
Fund Appropriations / Allocations ¹	LTD Actuals	2020 Revised	2021	2022	2023	2024	2025	2026	Total
2002 Multipurpose LTGO Bond Fund	450	-	-	-	-	-	-	-	450
2003 Multipurpose LTGO Bond Fund	6,330	-	-	-	-	-	-	-	6,330
REET I Capital Fund	925	3,536	2,141	1,551	136	766	-	350	9,405
Unrestricted Cumulative Reserve Fund	1,154	-	-	-	-	-	-	-	1,154
Total:	8,859	3,536	2,141	1,551	136	766	-	350	17,339

O&M Impacts: No expected impact on O&M costs.

Seattle Center Long Range Investment Plan

Project No:	MC-SC-S0703	BSL Code:	BC-SC-S03P01
Project Type:	Ongoing	BSL Name:	Building and Campus Improvements
Project Category:	Improved Facility	Location:	Seattle Center Campus
Current Project Stage:	N/A	Council District:	Council District 7
Start/End Date:	N/A	Neighborhood District:	Magnolia/Queen Anne
Total Project Cost:	N/A	Urban Village:	Uptown

This project provides for the development and implementation of the Seattle Center Century 21 Master Plan. Work includes, but is not limited to, working with stakeholder groups and consultant teams to identify development alternatives, holding public meetings, developing concept plans, carrying out environmental review and other studies, real estate analysis, developing public and private partnerships, recommending packages of improvements to elected officials, and updating the Master Plan as needed.

Resources	LTD Actuals	2020 Revised	2021	2022	2023	2024	2025	2026	Total
Key Arena Settlement Subfund Revenue	270	-	-	-	-	-	-	-	270
Property Sales and Interest Earnings	2,137	(243)	-	-	-	-	-	-	1,894
Seattle Center Fund	599	1,294	-	-	-	-	-	-	1,893
Total:	3,006	1,050	-	-	-	-	-	-	4,057
Fund Appropriations / Allocations ¹	LTD Actuals	2020 Revised	2021	2022	2023	2024	2025	2026	Total
KeyArena Settlement Proceeds Fund	270	-	-	-	-	-	-	-	270
Seattle Center Capital Reserve	2,540	238	-	-	-	-	-	-	2,779
Seattle Center Fund	17	812	-	-	-	-	-	-	829
Seattle Center KeyArena Fund	179	-	-	-	-	-	-	-	179
Total:	3,006	1,050	-	-	-	-	-	-	4,057

O&M Impacts: No impact.

Site Signage

Project No:	MC-SC-S9118	BSL Code:	BC-SC-S03P01
Project Type:	Ongoing	BSL Name:	Building and Campus Improvements
Project Category:	Rehabilitation or Restoration	Location:	Seattle Center Campus
Current Project Stage:	N/A	Council District:	Council District 7
Start/End Date:	N/A	Neighborhood District:	Magnolia/Queen Anne
Total Project Cost:	N/A	Urban Village:	Uptown

This ongoing project funds replacement and renovation of wayfinding, event, building and informational signage throughout the Seattle Center campus. Improvements may include, but are not limited to, repair, replacement and upgrades to exterior readerboards and other signage, and development of a digital media network of electronic signage throughout the campus.

Resources	LTD Actuals	2020 Revised	2021	2022	2023	2024	2025	2026	Total
Property Sales and Interest Earnings	2,385	-	-	-	-	-	-	-	2,385
Real Estate Excise Tax I	248	243	75	50	150	100	100	125	1,091
Seattle Voter-Approved Levy	606	-	-	-	-	-	-	-	606
Total:	3,239	243	75	50	150	100	100	125	4,082
Fund Appropriations / Allocations ¹	LTD Actuals	2020 Revised	2021	2022	2023	2024	2025	2026	Total
1991 Levy Fund (Closed)	606	-	-	-	-	-	-	-	606
REET I Capital Fund	248	243	75	50	150	100	100	125	1,091
Seattle Center Capital Reserve	1,900	-	-	-	-	-	-	-	1,900
Unrestricted Cumulative Reserve Fund	485	-	-	-	-	-	-	-	485
Total:	3,239	243	75	50	150	100	100	125	4,082

O&M Impacts: No expected impact on O&M costs.

¹Funds are appropriated through the Adopted Budget at the Budget Summary Level. All Amounts shown above are in thousands of dollars

Skatepark Relocation

Project No:	MC-SC-S1901	BSL Code:	BC-SC-S03P01
Project Type:	Discrete	BSL Name:	Building and Campus Improvements
Project Category:	Rehabilitation or Restoration	Location:	Seattle Center Campus
Current Project Stage:	Stage 3 - Design	Council District:	Council District 7
Start/End Date:	2018 - 2020	Neighborhood District:	Magnolia/Queen Anne
Total Project Cost:	\$2,200	Urban Village:	Uptown

This project provides for the replacement of the former Seattle Center Skatepark at a new location on a closed portion of Broad Street, just east of the main Seattle Center campus. The former skatepark was within the footprint of the Arena construction project. ArenaCo, the developer of the Arena, is contributing to the cost of the skatepark replacement.

Resources	LTD Actuals	2020 Revised	2021	2022	2023	2024	2025	2026	Total
Private Funding/Donations	345	155	-	-	-	-	-	-	500
Real Estate Excise Tax I	58	1,642	-	-	-	-	-	-	1,700
Total:	403	1,797	-	-	-	-	-	-	2,200
Fund Appropriations / Allocations¹	LTD Actuals	2020 Revised	2021	2022	2023	2024	2025	2026	Total
General Fund	345	155	-	-	-	-	-	-	500
REET I Capital Fund	58	1,642	-	-	-	-	-	-	1,700
Total:	403	1,797	-	-	-	-	-	-	2,200

O&M Impacts: To be determined once new skatepark is completed and in use.

Theatre Improvements and Repairs

Project No:	MC-SC-S9604	BSL Code:	BC-SC-S03P01
Project Type:	Ongoing	BSL Name:	Building and Campus Improvements
Project Category:	Rehabilitation or Restoration	Location:	Seattle Center Campus
Current Project Stage:	N/A	Council District:	Council District 7
Start/End Date:	N/A	Neighborhood District:	Magnolia/Queen Anne
Total Project Cost:	N/A	Urban Village:	Uptown

This ongoing project funds improvements to the various theater spaces and facilities on the Seattle Center campus. Typical improvements may include, but are not limited to, fire safety, mechanical, structural, sound, staging, dressing room, building envelope and lobby improvements.

Resources	LTD Actuals	2020 Revised	2021	2022	2023	2024	2025	2026	Total
LTGO Bond Proceeds	1,130	-	-	-	-	-	-	-	1,130
Property Sales and Interest Earnings	1,618	-	-	-	-	-	-	-	1,619
Real Estate Excise Tax I	1,062	31	-	-	100	100	100	100	1,493
Total:	3,811	31	-	-	100	100	100	100	4,242
Fund Appropriations / Allocations ¹	LTD Actuals	2020 Revised	2021	2022	2023	2024	2025	2026	Total
2002 Multipurpose LTGO Bond Fund	1,130	-	-	-	-	-	-	-	1,130
REET I Capital Fund	1,062	31	-	-	100	100	100	100	1,493
Unrestricted Cumulative Reserve Fund	1,618	-	-	-	-	-	-	-	1,619
Total:	3,811	31	-	-	100	100	100	100	4,242

O&M Impacts: No expected impact on O&M costs.

Utility Infrastructure Restoration and Repairs

Project No:	MC-SC-S0101	BSL Code:	BC-SC-S03P01
Project Type:	Ongoing	BSL Name:	Building and Campus Improvements
Project Category:	Rehabilitation or Restoration	Location:	Seattle Center Campus
Current Project Stage:	N/A	Council District:	Council District 7
Start/End Date:	N/A	Neighborhood District:	Magnolia/Queen Anne
Total Project Cost:	N/A	Urban Village:	Uptown

This ongoing project funds the repair, renovation and upgrade of utility infrastructure at Seattle Center. Utility infrastructure includes chilled water and steam lines, water and sewer lines, electrical equipment, communication lines, fire alarms, access control and other systems. Typical improvements may include, but are not limited to, repair and replacement of underground piping for steam, chilled water and condensate lines; efficiency upgrades to the Center's chilled water loop; HVAC system renovation; replacement of water and fire mains; connectivity improvements; and electrical infrastructure upgrades.

Resources	LTD Actuals	2020 Revised	2021	2022	2023	2024	2025	2026	Total
LTGO Bond Proceeds	1,389	-	-	-	-	-	-	-	1,389
Real Estate Excise Tax I	5,504	2,207	1,143	1,481	1,001	874	1,465	1,614	15,289
Total:	6,893	2,207	1,143	1,481	1,001	874	1,465	1,614	16,678
Fund Appropriations / Allocations ¹	LTD Actuals	2020 Revised	2021	2022	2023	2024	2025	2026	Total
2002 Multipurpose LTGO Bond Fund	1,151	-	-	-	-	-	-	-	1,151
2003 Multipurpose LTGO Bond Fund	238	-	-	-	-	-	-	-	238
REET I Capital Fund	5,504	2,207	1,143	1,481	1,001	874	1,465	1,614	15,289
Total:	6,893	2,207	1,143	1,481	1,001	874	1,465	1,614	16,678

O&M Impacts: No expected impact on O&M costs.

¹Funds are appropriated through the Adopted Budget at the Budget Summary Level. All Amounts shown above are in thousands of dollars

Seattle Public Library

Overview

The Seattle Public Library's facilities include 26 branch libraries and the Central Library, as well as leased storage and shops space. In 2008, the Library completed the final building projects of an extensive, system-wide capital program known as "Libraries for All" (LFA). The LFA program increased the amount of physical space by 80% to a total of over 600,000 square feet, greatly increasing the demands on the Library's major maintenance program.

The subsequent 2012 Library Levy provided an essential seven-year funding stream to maintain the five new and 22 updated libraries that had been renovated, expanded or replaced during LFA. The 2012 levy concluded at the end of 2019, and with passage of the 2019 Library Levy, the Library has embarked on a new seven-year asset preservation program which includes seismic retrofits at three century-old Carnegie-era branches.

Library buildings can be divided into four major categories:

1. There are ten buildings designated as historic landmarks, including seven Carnegie-era libraries (built in the early 1900s) and three modern buildings.
2. Eleven branch libraries are either LFA new construction (eight buildings) or non-landmarked buildings developed between the 1950s and the 1970s (three buildings).
3. Five small library branches are essentially storefronts, four of which are part of larger buildings.
4. The Central Library is a 12-story 363,000 square foot building that serves as headquarters and hub of the library system. It houses the materials distribution system, Library administration, a 375-seat auditorium and public meeting rooms, large public areas for reading and access to 330 public computers, a data center housing system-wide servers, and the Central Library collection of books and materials.

The Library Major Maintenance program provides ongoing funding for work that preserves or improves building integrity, efficiency and functionality.

Thematic Priorities

The Library's Capital Improvement Program (CIP) projects generally fall into one or more categories: asset preservation, operational efficiency, environmental stability, public service improvements, and safety and security.

Asset Preservation

The overriding priority of the Library's capital program is to extend the useful life of its buildings. As the Library's buildings have all surpassed the ten-year mark since the conclusion of the final Libraries for All bond projects, the buildings require attention to flooring, casework, finishes and restroom fixtures. Major repairs and replacement to roofs, building envelopes, HVAC and other critical building systems, doors, windows, flooring and casework are also examples of asset preservation items funded through the Library's CIP budget. The 2019 Levy also included additional funding for three Carnegie-era branch seismic retrofits.

2021-2026 Proposed Capital Improvement Program

Nearly all of the Library's non-IT \$6.8 million proposed 2021 Levy CIP budget can be predominantly classified as asset preservation work, though the largest projects will also provide some combination of enhanced safety, improved access and environmental sustainability. Roughly \$5 million is budgeted for the Green Lake branch seismic retrofit project as promised in the 2019 voter-approved levy; additional planning/design costs may be incurred for either or both of the University and Columbia branch seismic projects as well. The balance of Levy CIP funding will pay for necessary improvements at the Library's newly-acquired maintenance shop and storage site; roof repairs/replacement at the Columbia branch (if the repairs cannot be deferred until the seismic retrofit project scheduled for 2025), resealing of parking lots at multiple branches across the system, reconfiguration of the ADA parking space at the Montlake branch for code compliance, and any additional urgent ADA accessibility issues system wide.

Some multi-year branch initiatives were deferred due to the COVID-19 pandemic and will likely carry into 2021. The major projects include exterior work/access improvements at the Douglass-Truth branch, and roof repairs at Queen Anne and Lake City branches.

The iconic Central Library often requires a significant portion of CIP funds, usually distributed over multi-year projects. Historically, larger, complex and challenging projects have been planned and staged sequentially to minimize the impact on Library services to patrons. The scheduled 2021 projects at the Central Library, include planning and design for Level 3 Lighting Improvements and Level 4 Computer Lab upgrades.

While these projects are essential for preserving the Library's physical assets, many of them also contribute to the Library system's other essential themes: operational efficiency, environmental sustainability, and improved service to the public.

Library Operational Efficiency; Environmental Sustainability; Safety and Security of Public/Staff

The Library delivers direct services to Seattle residents, who expect highly functional and welcoming library buildings. Major maintenance work carried out under these priorities supports:

- upgrades to help the Library reduce operating costs while minimizing impact to the public;
- renovations to enhance the environmental sustainability of Library buildings; and
- repairs and improvements that augment the safety of library facilities (immediate safety concerns and building integrity are highest priority).

It should also be noted that major Levy-funded IT projects, which can be categorized under operational efficiency and service to the public, have been moved to the Library's CIP. The 2021 budget includes \$2 million for beginning the replacement of SPL's Integrated Library System for processing and tracking books and materials.

Public Service Improvements

There are no projects solely dedicated to public service improvements scheduled for 2021. Public service improvements were considered possibly concurrent with the three projects to improve seismic stability (Green Lake, University and Columbia branches) scheduled over the life of the seven-year levy (though construction at the Green Lake branch is unlikely to begin until 2022). However, as outlined below in the "CIP Revenue Sources" section, funding reductions associated with the COVID-19 pandemic

have added uncertainty into the Library's plans to include public service improvements to its three seismic retrofit projects.

Project Selection Criteria

In selecting major maintenance work to accomplish each year, the Library evaluates the preservation of building integrity, impact on safety to the public and staff, importance of the work to core library building functions, operational efficiency gains (both economic and environmental), and opportunities to improve or preserve service to the public.

The Library conducts condition assessments and updates information based on inspection by the capital program manager and facilities maintenance staff. The Library obtains professional evaluations of roofs, mechanical, HVAC and lighting systems to flag deficiencies and identify areas where the capital program may be able to reduce operating costs. Library public services managers develop proposals to change the functional use of library space. These proposals are evaluated for feasibility, cost and urgency, and capital program staff works with Library services managers to scope alternatives. Public input also plays a role in project planning. The Library senior management team has ultimate responsibility for authorizing and prioritizing functional building modifications.

Many library facilities are open seven days per week during normal operations, which requires careful planning and staging of projects to keep libraries open as much as possible while capital improvement work is underway. Flexibility is critical to respond to building issues as they emerge.

CIP Highlights

The Library's 2021-2026 CIP provides a base level of support for asset management during the period when all buildings have surpassed the ten-year mark from their LFA construction or renovation. The 2019 Library Levy provides a total of \$8.8 million (including Seismic/URM and IT Capital allocations) in 2021. The Library will receive \$400,000 in base Real Estate Excise Tax (REET) funding, which is budgeted for the Green Lake seismic project.

As mentioned above, the major effort for the Library's CIP in 2021 will be the continued planning and design for the Green Lake branch seismic retrofit. The ultimate aim of this project is to complete seismic and ADA upgrades; if supplementary funding is secured, the scope could be expanded to include air-conditioning, electrification (to eliminate reliance on fossil fuels), additional ADA access improvements, and a reconfigured elevator. Toward that end, the Library and the Office of Sustainability and Environment have applied for a Washington State Department of Commerce grant for the Green Lake branch project.

The Library's other major project for 2021 is continuing Phase 1 work at the maintenance and operations center at 5516 4th Ave S. The scope includes plumbing upgrades, accessibility modifications for existing restrooms, lighting control upgrades, and potential structural improvements for future HVAC and photovoltaic requirements (in line with transition from fossil fuels).

CIP Revenue Sources

Historically, Real Estate Excise Tax (REET) was the primary source of funding for the Library's CIP, with an additional smaller allocation from the General Fund. In 2012, the Library worked with the Mayor and City Council to develop a Library levy proposal that voters approved in August of that year. One of the core areas the levy funds is major maintenance. Upon passage of the 2012 Library Levy, the City shifted most major maintenance funding from REET/General Fund to the levy, which provided a significant increase in major maintenance funding for major maintenance projects. The 2019 Library Levy continues support to preserve the Library's capital assets including significant investments in seismic upgrades for three branches.

Levy funding is insufficient to fully cover costs associated with patron and programmatically-driven renovation projects, significant building infrastructure renovations and adjustments, or replacement of major building systems at the Central Library and larger branches. Since passage of the 2012 Library Levy, REET revenue has continued to provide additional funding for targeted efforts, such as the Library's Reimagining Spaces initiative (which sought to enhance Library physical spaces to better address changing patron and community needs) or large-scale major maintenance requirements not anticipated during the planning of the levy.

REET revenue plays a vital role in supporting projects that are beyond the scope of the Library's levy-funded major maintenance program. For example, while the levy remains the primary funding source for the seismic retrofit projects at Green Lake, Columbia and University branches, additional funding is necessary to pursue building upgrades that would be considerably less expensive if performed concurrent with the seismic work. Contingent upon funding, those upgrades could include the addition of air-conditioning (so branches could be used as summer cooling centers); elevator additions/improvements to increase access for patrons with mobility challenges; mechanical system modernization and electrification for increased energy efficiency and reduced reliance on fossil fuels; and other interior enhancements. While REET funding alone would not fund elevator upgrades and other ADA accessibility improvements, it is considered part of the funding picture that would allow upgrades to Green Lake, Columbia and University branches beyond the base seismic retrofits.

Summary of Upcoming Budget Issues and Challenges

COVID-19 Pandemic

One challenge that was not foreseen at the beginning of 2020 is the adversity posed by the COVID-19 pandemic. While the pandemic has hit Library operations hardest, Library capital projects have felt the impact as contractors and vendors have experienced staff shortages due to illness or layoffs, and social distancing and other efforts to reduce viral transmission have slowed the progress of many projects at various stages (planning, design and construction). Funding reductions have also prompted reexamination of project scope in some of the larger Library projects. As the impact of the pandemic

persists, continued adaptation of library spaces to maintain the safety of both public and staff may be needed.

The following issues and challenges will need to be addressed in the coming months and years:

Aging Buildings and Infrastructure

Library buildings are among the most intensively-used City facilities in Seattle. The Central Library hosts over 1.2 million visitors annually, with library branches serving over 3.6 million visitors. The Library's historic landmark buildings have unique features such as brick facades, slate roofs and other details. When undertaking maintenance and repair work, it is important to use designs and materials consistent with their landmark status – all factors that increase major maintenance costs. The Central Library poses a different set of challenges; a building of its size, complexity and intensity of use requires significant annual major maintenance to preserve core functionality and continually improve building efficiency. All of these factors were considered in establishing the major maintenance component of the Library's ongoing major maintenance program.

Seismic Preparedness

A 2016 survey conducted by the Seattle Department of Construction and Inspection identified seven unreinforced masonry (URM) facilities in the Library's property portfolio requiring seismic retrofit to reduce the risk of injury and loss of life during an earthquake. The survey classified buildings into three categories of vulnerability (critical, high, and medium) with regard to life safety impacts. Three of the seven Library facilities - Green Lake, University and Columbia branches - fell within the high-vulnerability category (with the remainder in the medium-vulnerability category) and the Library Board of Trustees identified those branches as a critical issue to be addressed. The 2019 Library Levy funded seismic retrofits for those three Carnegie-era branches for the period between 2020 and 2026.

As the URM projects will necessitate closure of the branches for a year or more, other needed building improvements will also be scheduled concurrently. Contingent upon available funding, work may entail roof and envelope restoration; elevator and mechanical system upgrades; interior renovation (including electrical, carpeting, furniture and finishes); and efforts to ensure ADA compliance and equitable access.

Adjusting to a Changing Climate

The Library is also adapting to a changing climate. Several branches – including most of the landmarked branches – are not air-conditioned, and rising summer temperatures can lead to closures which impact patrons and Library operations. The Library is exploring logistics and funding options to add air conditioning to high-use branches that currently lack air-conditioning.

Future Projects / What is on the Horizon

Maintenance and Operations Center

For several years, the Library sought a permanent location for its off-site maintenance shop, storage and Library delivery vehicle parking. In October 2019, the Library acquired a building and parking lot at 5516 4th Ave S, which will replace its current leased maintenance shop and storage space at 6345 6th Ave S (the lease expires at the end of March 2021). Work is necessary at the purchased site to upgrade the electrical service for increased HVAC power requirements, along with future conversion from fossil fuels and potential electric vehicle charging. The space also requires a structural upgrade, new fire alarm and

sprinkler systems, workshop ventilation improvements, and ADA accessibility upgrades. Contingent upon available funding, the Library will attempt to maximize the amount of improvements it can accomplish before occupation, as the work will be less expensive and less intrusive if done before the building is occupied on a full-time basis.

ADA Improvements - Library

Project No:	MC-PL-B3012	BSL Code:	BC-PL-B3000
Project Type:	Ongoing	BSL Name:	Capital Improvements
Project Category:	Improved Facility	Location:	Various Locations
Current Project Stage:	N/A	Council District:	Multiple
Start/End Date:	N/A	Neighborhood District:	Not in a Neighborhood District
Total Project Cost:	N/A	Urban Village:	Not in an Urban Village

This project represents ADA improvements for The Seattle Public Library, and includes work on accessible paths and adjustments to casework, restroom fixtures, and railings.

Resources	LTD Actuals	2020 Revised	2021	2022	2023	2024	2025	2026	Total
Real Estate Excise Tax I	983	72	-	-	-	-	-	-	1,055
Total:	983	72	-	-	-	-	-	-	1,055
Fund Appropriations / Allocations¹	LTD Actuals	2020 Revised	2021	2022	2023	2024	2025	2026	Total
REET I Capital Fund	983	72	-	-	-	-	-	-	1,055
Total:	983	72	-	-	-	-	-	-	1,055

O&M Impacts:

Central Library Infrastructure Improvements

Project No:	MC-PL-B3013	BSL Code:	BC-PL-B3000
Project Type:	Ongoing	BSL Name:	Capital Improvements
Project Category:	Improved Facility	Location:	Central Library 1000 4th Ave
Current Project Stage:	N/A	Council District:	Council District 7
Start/End Date:	N/A	Neighborhood District:	Downtown
Total Project Cost:	N/A	Urban Village:	Not in an Urban Village

This project provides for improved infrastructure at the 363,000 square foot Central Library. Central requires substantial infrastructure work to achieve operational efficiency and set the stage for its eventual programmatic re-imagining. Changes to Central also require additional lead time for planning and design, due both to its unique physical configuration/infrastructure and iconic architectural status. Typical improvements may include, but are not limited to, structural and mechanical repairs or improvements, safety and security upgrades, lighting and signage enhancements, and wall and floor surface repairs.

Resources	LTD Actuals	2020 Revised	2021	2022	2023	2024	2025	2026	Total
Real Estate Excise Tax I	1,617	-	-	-	-	-	-	-	1,617
Total:	1,617	-	-	-	-	-	-	-	1,617

Fund Appropriations / Allocations¹	LTD Actuals	2020 Revised	2021	2022	2023	2024	2025	2026	Total
REET I Capital Fund	1,617	-	-	-	-	-	-	-	1,617
Total:	1,617	-	-	-	-	-	-	-	1,617

O&M Impacts:

¹Funds are appropriated through the Adopted Budget at the Budget Summary Level. All Amounts shown above are in thousands of dollars

Library Major Maintenance

Project No:	MC-PL-B3011	BSL Code:	BC-PL-B3000
Project Type:	Ongoing	BSL Name:	Capital Improvements
Project Category:	Rehabilitation or Restoration	Location:	Various
Current Project Stage:	N/A	Council District:	Multiple
Start/End Date:	N/A	Neighborhood District:	Multiple
Total Project Cost:	N/A	Urban Village:	Multiple

This ongoing project provides for major maintenance to Library facilities, which include the 363,000 square foot Central Library and 26 branch libraries as well as storage/shops facilities. Typical improvements may include, but are not limited to, structural and mechanical repairs or improvements, safety and security upgrades, lighting and signage improvements, wall and floor surface repairs, landscape and exterior hard surface repairs, and projects that enhance service delivery or facilitate operational cost-savings at our libraries. This project preserves building integrity and improves functionality, and provides responsible management of the Library's building assets to ensure their long-term operational use. The project was created in 2009 in connection with midyear budget reductions to facilitate efficient asset management.

Resources	LTD Actuals	2020 Revised	2021	2022	2023	2024	2025	2026	Total
2019 Library Levy Funding	-	4,701	8,837	8,215	8,359	5,859	7,989	6,982	50,942
General Fund	3,295	-	-	-	-	-	-	-	3,295
Real Estate Excise Tax I	5,991	1,826	400	500	600	459	474	673	10,923
Seattle Voter-Approved Levy	4,447	3,613	-	-	-	-	-	-	8,060
Seattle Voter-Approved Levy	13,952	-	-	-	-	-	-	-	13,952
Total:	27,684	10,140	9,237	8,715	8,959	6,318	8,463	7,655	87,171
Fund Appropriations / Allocations¹	LTD Actuals	2020 Revised	2021	2022	2023	2024	2025	2026	Total
2012 Library Levy Fund	18,399	3,613	-	-	-	-	-	-	22,012
2019 Library Levy Fund	-	4,701	8,837	8,215	8,359	5,859	7,989	6,982	50,942
General Fund	440	-	-	-	-	-	-	-	440
Library Fund	2,855	-	-	-	-	-	-	-	2,855
REET I Capital Fund	5,991	1,826	400	500	600	459	474	673	10,923
Total:	27,684	10,140	9,237	8,715	8,959	6,318	8,463	7,655	87,171

O&M Impacts:

¹Funds are appropriated through the Adopted Budget at the Budget Summary Level. All Amounts shown above are in thousands of dollars

Seattle Department of Transportation

Overview

The Seattle Department of Transportation (SDOT) is responsible for building and maintaining a safe, reliable, efficient and socially equitable transportation network. In addition, SDOT maintains and improves critical transportation infrastructure of regional, statewide, and national significance in cooperation with external partners. Achieving transportation excellence helps support businesses, improves access to services and opportunity, enhances quality of life, and builds a more sustainable community. This is accomplished by:

- preserving existing transportation infrastructure and using it to its fullest capabilities;
- moving people and goods efficiently and safely, using technology wherever possible to overcome transportation challenges;
- making transit, bicycling, and walking convenient and attractive and reducing reliance on the automobile;
- shaping future transportation improvements that reflect Seattle's role and connections to the region;
- incorporating environmental excellence and climate protection into every decision, project, and program;
- promoting the livability of our neighborhoods and communities;
- guiding investments that contribute to the economic vitality of neighborhood businesses and industries in Seattle and the surrounding region; and
- managing resources wisely with performance measures.

The replacement value of the City's transportation infrastructure is estimated to be approximately \$28 billion. Major system assets include:

- 1,548 lane-miles of arterial streets;
- 2,396 lane-miles of non-arterial streets;
- 2,293 miles of sidewalks;
- 124 bridges;
- 499 stairways;
- 581 retaining walls;
- 22 miles of seawalls;
- 1,118 signalized intersections;
- 47 miles of multi-purpose trails;
- 2,293 miles of improved sidewalks and median pathways;
- 142 miles of on-street bicycle facilities;
- 38,000 street trees;
- 1,512 pay stations;
- 31,823 curb ramps, and;
- more than 194,000 signs.

The 2021 Proposed Budget and the 2021-2026 Proposed Capital Improvement Program (CIP) emphasize transportation safety, efficient mobility of goods, and mobility for people of all ages and abilities. It is worth noting that Seattle is experiencing significant population growth and increasing density; to address these changes, the proposed CIP includes investments to move people and goods efficiently.

2021-2026 Proposed Capital Improvement Program

SDOT is working hard to develop facilities to move people and freight. Transit projects are on the forefront with numerous projects to support transit services including a new pedestrian bridge to facilitate non-motorized travel to the new Northgate Light Rail Station, a multimodal corridor along Roosevelt Way to improve connections with new stations, and the new Madison Street Bus Rapid Transit line. Planning will continue on a new Sound Transit Light Rail alignment between West Seattle, Downtown, the Seattle Center, Interbay, and Ballard. Freight movement will improve with the new South Lander Street Grade Separation, a rebuilt Alaskan Way, and continued spot improvements. Additional investments on the City's bridges includes repairing or replacing the West Seattle Bridge, replacing the Fairview Avenue Bridge and studying improvements needed for 13 additional bridges. SDOT continues to invest in pedestrian and bicycle infrastructure to increase safety for both pedestrians, riders and motorists, through new protected bike lanes, new sidewalks, and improved street crossings.

In November 2018, SDOT published the Move Seattle Levy Workplan, which documented deliverable commitments, delivery plans, schedule assumptions, risk considerations, and spending plans for all 30 Levy subprograms. The 2021-2026 Proposed CIP incorporates these Workplan strategies, and applies updated schedule, risk, and spending assumptions for new developments that have occurred since November 2018. A table summarizing the Move Seattle Levy investments (both operating and capital) is in the Seattle Department of Transportation section of the 2021 Proposed Budget. In early 2021, the Mayor will seek additional input on reductions to Move Seattle Levy investments proposed as part of this budget. That assessment process will include presentations to the Move Seattle Levy Oversight Committee, with opportunity for public input.

The 2021 Proposed Budget and the 2020-2026 Proposed CIP outline investments in critical transportation infrastructure needs and include planned spending of more than \$1.5 billion during the six-year planning period. Key work includes street paving and resurfacing; building new sidewalks and curb ramps; school safety improvements; implementation of the Bike, Pedestrian, and Transit Master Plans; investments to facilitate freight mobility; traffic cameras and signals; bridge projects such as bridge replacement, maintenance, and seismic retrofitting; and support for the Seawall and Waterfront Program. For details, please see the associated explanations below.

Street Paving and Resurfacing: The proposed CIP includes funding for the following projects:

- \$6.7 million in 2021 for Arterial Major Maintenance;
- \$11.2 million in 2021 for Arterial Asphalt & Concrete Program Phase II, and;
- \$1.6 million in 2021 for Non-Arterial Street Resurfacing and Restoration.

In 2021, the Arterial Asphalt & Concrete Program Phase II (AAC) does not have any projects scheduled to start construction. The AAC program will continue construction on the following streets: 15th Ave NE, 15th Ave S, Delridge Way SW (RapidRide H Line) and Green Lake/Wallingford area (Green Lake Loop, N/NE 50th St, N/NE 40th St, N/NE 80th St, and Stone Way).

In addition to major contract paving, SDOT crews are planning to undertake 4 to 6 lane-miles of paving on Arterial Major Maintenance (AMM) and another 2 to 3 lane-miles on Non-Arterial Street Resurfacing and Restoration (NASRR).

Pedestrian Master Plan Investments: The 2021-2026 Proposed CIP includes five projects that are solely dedicated to advancing the recommendations of the Pedestrian Master Plan.

2021-2026 Proposed Capital Improvement Program

Seattle Department of Transportation

- The Pedestrian Master Plan—Crossing Improvements project funds pedestrian crossing improvements, primarily focused on crossings near transit stops and on walking routes to school. The proposed CIP includes \$5.2 million for this project in 2021.
- The Pedestrian Master Plan—New Sidewalks project includes \$4.6 million in 2021 to design and construct new sidewalks. Of the total, partial funding is provided by ticket revenue generated from fixed automated cameras located near school zones. These funds will be used to construct sidewalks within Seattle Public Schools walk zones. The remaining funding focuses on connections to frequent transit stops.
- The Pedestrian Master Plan—School Safety project emphasizes pedestrian improvements in school zones and is partially funded by the School Safety Traffic and Pedestrian Improvement Fund (SSTPIF). This fund was created for school safety infrastructure improvements, school zone camera installation and operation, school zone warning beacon maintenance, school safety program administration, and bicycle and pedestrian safety education. These capital improvements may include school zone signing, crosswalk maintenance, curb bulb and curb ramp replacement and maintenance, sidewalk maintenance, and changes to traffic circulation around schools.
- The Pedestrian Master Plan—Stairway Rehabilitation program totals \$1.5 million from various local funding sources. The program rebuilds and/or rehabilitates stairways to the latest standards, adding proper width, step height, grip rail, landings, and other features required by the Americans with Disabilities Act.
- The SDOT ADA Program includes \$7.7 million of local funding to deliver ADA compliant curb ramps and accessible pedestrian signals. This funding will support the City in meeting the annual ADA curb ramp requirement of 1,250 ramps per year. Of the 2021 funding, \$5.7 million is eligible for use anywhere in Seattle. The remaining \$2.0 million is funded by ticket revenue generated from fixed automated cameras located near school zones. These funds will support the installation of curb ramps near Seattle Public Schools.

The table below shows a summary of the Pedestrian Master Plan investments:

Pedestrian Master Plan Projects	2021
PMP - Crossing Improvements	\$5,238,394
PMP - New Sidewalk Program	\$4,685,827
PMP - School Safety	\$4,535,961
PMP - Stairways	\$1,462,250
SDOT ADA Program	\$7,731,720
Total	\$23,654,152

Bicycle Master Plan Investments: The Bicycle Master Plan includes three projects specifically focused on advancing the Bike Master Plan recommendations, with investments of \$ 11.5 million in 2021. These projects support the Bicycle Master Plan goals of safety, connectivity, ridership, equity, and livability. Typical project types include neighborhood greenways, protected bicycle lanes, other types of bicycle lanes, trail improvements, and bicycle parking, as well as spot improvements and programs that promote safety and encourage riding. In 2018, the Bike Master Plan Implementation program was split

2021-2026 Proposed Capital Improvement Program

Seattle Department of Transportation

into three programs for clarity: Bike Master Plan–Greenways, Bike Master Plan–Protected Bike Lanes and Bike Master Plan–Urban Trails & Bikeways.

The table below shows a summary of the Bicycle Master Plan investments:

Bike Master Plan Projects	2021
Bike Master Plan - Greenways	\$ 5,147,005
Bike Master Plan - Protected Bike Lanes	\$ 5,250,898
Bike Master Plan - Urban Trails & Bikeways	\$ 1,067,125
Total	\$ 11,465,028

In addition to the projects solely dedicated to delivering the Pedestrian and Bicycle Master Plans, there are many SDOT capital projects that indirectly contribute improvements that advance the plans. The table below shows projects that support both the Bike and Pedestrian Master Plans; note that dollars shown are for the entire capital project.

Projects that Support the Bike & Pedestrian Master Plan	2021
Burke-Gilman Trail Ext	\$ 249,624
Delridge Multimodal Improvements	\$ 15,695,955
Heavy Haul Network Program	\$ 5,170,889
Highland Park Roundabout	\$ 1,499,999
Madison Street BRT	\$ 51,350,497
Market / 45th Multimodal Corridor	\$ 534,674
NE 43rd Street Improvements	\$ 2,305,596
Neighborhood Large Projects	\$ 4,956,602
North of Downtown Mobility Act	\$ 1,260,481
Northgate Bridge and 1st Ave MUP	\$ 17,821,598
NPSF - Your Voice, Your Choice	\$ 1,386,152
Rainier/Jackson Multimodal Corridor	\$ 2,088,234
Roosevelt Multimodal Corridor	\$ 15,035,869
Route 40 Northgate to Downtown	\$ 832,819
Sidewalk Safety Repair	\$ 3,063,723
South Lander Grade Separation	\$ 9,964,945
SPU Drainage Partnership - Broadview	\$ 5,215,939
Transit Corridor Improvements	\$ 1,927,814

2021-2026 Proposed Capital Improvement Program

Seattle Department of Transportation

Vision Zero	\$ 2,28,738
Total	\$ 142,590,148

Transit Projects:

The 2021 Proposed CIP contains seven Transit-Plus Multimodal Corridor projects committed to as part of the Move Seattle Levy program. These projects include redesigning major streets with more frequent and reliable buses; and upgrading paving, signals, and other improvements to improve connectivity and safety for all travelers, whether walking, biking, driving, or taking transit.

The Transit-Plus Multimodal Corridor projects include (in order of scheduled delivery): Delridge Way SW – RapidRide H Line, Madison BRT – RapidRide G Line, Route 7 Transit-Plus Multimodal Corridor (Rainier), Route 44 Transit-Plus Multimodal Corridor (Market/45th), RapidRide Roosevelt, and Route 40 Transit-Plus Multimodal Corridor (Fremont/Northgate). These projects rely on a variety of Levy, Local, and Leverage funding, including a still-to-be secured FTA Small Starts grants for the Madison and Roosevelt projects. The seventh project, Route 48 Transit-Plus Multimodal Corridor, is being added in the 2021 proposed budget. In addition to the large capital Transit-Plus Multimodal Corridor projects, the CIP contains budget for transit spot improvements throughout Seattle. These spot improvements focus on operational efficiencies (which help reduce travel time and therefore operational costs), safety, and access enhancements (which improve the rider experience while ensuring safe conditions for riders of all abilities). Investments include installing queue jumps, bus-only lanes, in-lane stops/bus bulbs, and bus stop access amenities.

The table below shows a summary of transit related investments:

Transit Projects	2021
3rd Avenue Corridor Improvements	\$1,400,000
Delridge Multimodal Improvements	\$15,695,955
Lynnwood Link Extension	\$34,230
Madison Street BRT	\$51,350,497
Market / 45th Multimodal Corridor	\$534,674
North of Downtown Mobility Act	\$1,260,481
Northgate Bridge and 1st Ave MUP	\$17,821,598
Rainier/Jackson Multimodal Corridor	\$2,088,234
Rapid Ride C & D Line Improvements	\$6,000,000
Route 40 Northgate to Downtown	\$832,819
Route 48 Transit-Plus Multimodal Corridor	\$300,000
Sound Transit 3 (ST3)	\$1,600,636
STBD Capital Projects	\$2,036
Total	\$ 98,921,960

2021-2026 Proposed Capital Improvement Program

Seattle Department of Transportation

Streetcar Projects: In 2018, having reached 30% design, the Center City Connector project was put on hold while an independent review and engineering analysis was performed. The project was subsequently restarted in January of 2019 with the understanding that additional scope elements to accommodate a larger and heavier vehicle specification would be needed. In August 2019, Seattle City Council approved a \$9 million appropriation in order to advance those additional scope elements to 30% design and establish a new baseline scope, schedule and cost for the entirety of the project. The \$9 million in funding is supported by an interfund loan that will be repaid from the expected 2020 sale of the 800/816 Mercer (Megablock) property. In July 2020 the project was put on hold as part of the Citywide effort to respond to financial shortfalls resulting from COVID-19.

Freight Projects: The most significant freight investment in the proposed CIP is the South Lander Street Grade Separation Project, which is now substantially complete. The \$96 million project will enhance mobility and safety by building a new grade-separated crossing over the Burlington Northern/Santa Fe railroad tracks in SODO. The project is supported by federal and state grants, local funds including Move Seattle Levy and utility funding, as well as partnerships with BNSF and the Port of Seattle.

The Heavy Haul Network Program—East Marginal Way project is currently segmented into at least two phases to maximize grant utilization and deliver safety improvements as quickly as possible. The first phase will create separation between freight and bicycle traffic and make signal improvements aimed at increasing safety for both modes. 100% design for Phase 2 and the Central Segment are occurring concurrently with design of Phase 1 due to a \$4 million Federal Highways Administration grant. Phase 2 reconstructs the North Segment of the roadway to Heavy Haul pavement standards in order to support freight traffic, while the future Central Segment makes a non-motorized connection south to South Alaska. The project is not fully funded and SDOT continues to pursue funding options, including federal grants, contributions from the Port of Seattle, and potential reallocation of project savings from completed Move Seattle Levy projects. Scope adjustments are also under consideration.

The 2021-2026 Proposed CIP also includes \$6.7 million of Move Seattle Levy funds (over the 9-year life of the Levy) for the Freight Spot Improvements project. This project provides smaller-scale vital freight spot improvements such as pavement repairs in industrial areas, turning radius adjustments, and other signage and operational improvements to facilitate movement of freight throughout the city. Funding allocation varies year to year based on planned projects.

The table below shows a summary of the Freight Master Plan investments, including all funds supporting these projects:

Freight Master Plan Projects	2021
Freight Spot Impr Pgm	\$2,974,299
Heavy Haul Network Program	\$5,170,889
South Lander Grade Separation	\$9,964,945
Total	\$18,110,133

Bridge & Structures Projects:

The City owns 124 bridges and maintaining all of them in appropriate condition is a major challenge. The 2021-2026 Proposed CIP includes Move Seattle Levy funding to construct the replacement of the

2021-2026 Proposed Capital Improvement Program

Fairview Avenue N Bridge, which is the last vehicular timber bridge on an arterial in Seattle. The funding is leveraging state and federal grants. It also funds the planning and design of the next phase of the bridge rehabilitation program. The program completed the permanent removal of the Post Alley Bridge and the reconstruction of Post Alley in 2018 and is studying improvements needed for 13 other bridges, which also includes the Ballard, Magnolia, and Thornton Creek bridges. There is also funding set aside for the improvement of pedestrian and bicycle safety on or near City-owned bridges. The Move Seattle Levy also provides funding for the next phase in the Bridge Seismic program. Sixteen bridges are being evaluated as part of this current bridge seismic retrofit program; these bridges are located throughout the city. The Proposed CIP also includes an average of \$1.8 million annually for the Bridge Painting program, which is a critical asset preservation project for the City's 20 structural steel bridges.

Another investment in the 2021-2026 Proposed CIP relates to bridge load rating standards, which were revised by the Federal Highway Administration in November 2013. The revised standards require SDOT to re-evaluate the load ratings for 69 bridges by 2022 at a cost of \$25,000 to \$175,000 per bridge. The proposed CIP includes \$815,000 of funding in 2020 to continue addressing this mandate. SDOT will also be addressing additional load rating requirements specific to Emergency Vehicles, which were mandated in November 2016 by the Federal Highway Administration. The funding impact to address Emergency Vehicles as part of the currently mandated list of bridges as well as all of the City's remaining bridge assets is still being assessed.

Lastly, the Proposed CIP provides funding to continue construction on the Northgate Bridge and Multi-Use Path and reach physical completion of the South Lander Grade Separation. The Northgate Bridge project is a cornerstone of the Move Seattle Levy, representing nearly 3% of the original 9-year levy portfolio, and SDOT is deeply committed to building the project.

In addition to bridges, SDOT also maintains more than 600 retaining walls throughout Seattle. The 2021-2026 Proposed CIP includes \$2 million of street vacations funding to reach 100% design on a new Northlake Retaining Wall. This critical structure is a 452-foot-long lake front timber structure that was constructed in 1951 and is located along the north shoreline of Lake Union adjacent to North Northlake Way. The wall currently shows signs of advanced deterioration, overstress, and some sections of structural failure. The current calculated capacity/demand ratio is 0.1 where 1.0 represents stability. This presents a significant risk to public safety given the right-of-way supported by the wall, the private structures directly offshore and adjacent to the wall, and the close proximity (immediately adjacent and up to 50 feet onshore) of overhead power lines and subsurface gas, sewer, drainage, and water utility infrastructure. This project is part of a pilot project where funding will be appropriated by stage, with a milestone-based review from City Council.

Seattle Waterfront Capital Projects: The four major capital projects in the SDOT budget related to the downtown waterfront are the Alaskan Way Viaduct Replacement Project; the Elliott Bay Seawall Project; the Alaskan Way Main Corridor; and the Overlook Walk and East-West Connections Project. Additionally, separate capital projects exist within the Department of Parks and Recreation (Waterfront Pier projects, Aquarium Expansion).

The Alaskan Way Viaduct Replacement Project includes SDOT's costs related to design review, permitting issuance and administration, and construction support and acceptance. This WSDOT-led program includes the SR-99 Bored Tunnel, projects to reconnect the street grid at the north and south tunnel portals, the Battery Street Tunnel Decommissioning, and the Viaduct Demolition.

2021-2026 Proposed Capital Improvement Program

The Elliott Bay Seawall Project replaces the current seawall from Washington to Virginia streets (also known as the Central Seawall). It also strengthened the pier support for Fire Station 5, which is currently attached to the existing seawall. The project was completed in 2017.

The Alaskan Way Main Corridor and the Overlook Walk and East-West Connection projects are led by the Office of the Waterfront and Civic Projects. The Alaskan Way Main Corridor project includes the design and construction of the Alaskan Way/Elliott Way surface street, the adjoining pedestrian promenade along the waterfront and several east-west connections that are primarily funded by WSDOT. The Overlook Walk and East-West Connections projects include the Overlook Walk that provides pedestrian connections between the waterfront and the Aquarium and Pike Place Market. The project also focuses on the east/west streets that connect the downtown to the waterfront area.

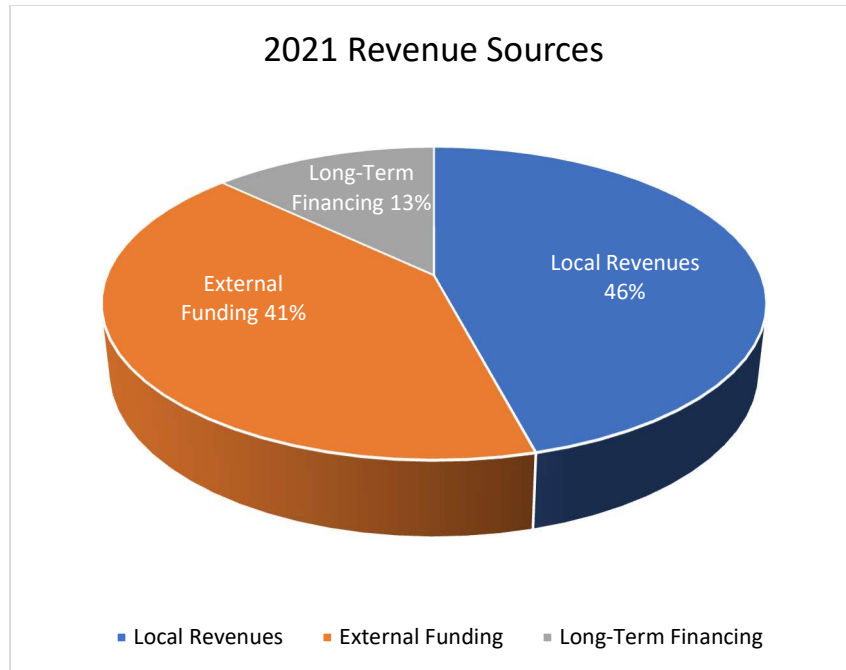
The City began construction of the Alaskan Way Main Corridor project during the summer of 2019 and substantial completion is anticipated to occur in late 2023. Construction of the Overlook Walk and East-West Connection projects are anticipated to begin in 2020 and 2021.

CIP Revenue Sources

Multiple funding sources support the Transportation CIP, including:

- Move Seattle Levy;
- Gas Tax;
- Multimodal funds;
- Real Estate Excise Tax;
- Commercial Parking Tax;
- Vehicle License Fees;
- Long-term financing (general obligation bonds);
- Public Works Trust Fund Loans;
- Street vacation revenues;
- School Safety and Pedestrian funds;
- Street use fees;
- Property sale proceeds;
- Federal and state grants; and
- Funds from various funding partners, such as Sound Transit, the Port of Seattle and the Washington State Department of Transportation.

In 2021 the SDOT proposed CIP budget is \$344 million from the following sources:



Local Revenues

Local funding sources for the Transportation CIP include Move Seattle Levy proceeds, Gas Tax, Multimodal funds, Cumulative Reserve Real Estate Excise Tax (REET) I & II, Commercial Parking Tax, and School Safety Traffic and Pedestrian Improvement funds. These revenues are for programs that improve or maintain the City's transportation system or to provide local matching funds to SDOT's funding partners on large capital projects.

Emerging Needs: Funding Reallocations

As part of the annual budget development process, SDOT evaluates updated project costs, leverage opportunities, and new mandates against available resources. The 2021-2026 Proposed CIP takes advantage of several opportunities to adapt resources to emerging needs, many of which are discussed throughout this document. For reference, the table below summarizes material funding reallocations within the 6-year planning period. Reallocations do not impact scope or delivery timeframe for donating projects.

Reallocating From	Funding Source	Reallocating to	Purpose of Reallocation	Amount
Bridge Rehab and Replacement	Move Seattle Levy	Northgate Bridge and MUP	Resolve funding gap	\$7.5 million
South Lander Grade Separation	Move Seattle Levy	Northgate Bridge and MUP		\$4.1 million
South Lander Grade Separation	Move Seattle Levy	SDOT ADA Program	Fund additional ramps to meet Consent Decree	\$5.2 million
South Lander Grade Separation	Bonds	Northlake Retaining Wall	Fund design of critical infrastructure project.	\$2 million

2021-2026 Proposed Capital Improvement Program

Seattle Department of Transportation

South Lander Grade Separation	Move Seattle Levy	Heavy Haul (East Marginal Way, Phase I)	Fully fund Phase I through construction, as well as design of Phase II	\$903,000
23rd Ave Corridor (Phase II)	Move Seattle Levy	Heavy Haul (East Marginal Way, Phase I)		\$600,000
Next Gen ITS Improvements	Move Seattle Levy	Ctr Cty Gateway & S Michigan St ITS	Provide grant match (sister projects)	\$2.7 million

Thematic Priorities

SDOT's vision for Seattle is a thriving, equitable community powered by dependable transportation. The organization's mission is to deliver a transportation system that provides safe and affordable access to places and opportunities. To accomplish this, SDOT prioritizes services and capital projects based on the core principles in the City's 10-Year Strategic Vision for Transportation - Move Seattle. The goal of the strategic vision is to organize actions around SDOT's core values:

1. **Equity** – We believe transportation must meet the needs of communities of color and those of all incomes, abilities, and ages. Our goal is to partner with our communities to build a racially equitable and socially just transportation system.
2. **Safety** – We believe everyone should be able to move safely throughout the City. Our goal is to create safe transportation environments and eliminate serious and fatal crashes in Seattle.
3. **Mobility** – We believe transportation choices are critical to access opportunity. Our goal is to build, operate, and maintain an accessible transportation system that reliably connects people, places, and goods.
4. **Sustainability** – We believe environmental health should be improved for future generations through sustainable transportation. Our goal is to address the climate crisis through a sustainable, resilient transportation system.
5. **Livability** – We believe transportation is essential to support daily life. Our goal is to manage our streets and sidewalks to enrich public life and improve community health.
6. **Excellence** – We believe in exceeding the expectations of the communities we serve. Our goal is to build an SDOT team committed to excellence and equipped with skills to meet the challenges of today and tomorrow.

Transportation projects are initiated through a number of methods including planning processes (modal, subarea, neighborhood planning), preservation, operations and safety needs assessment, regulatory requirements, elected official direction and, in some instances, from neighborhood input such as the Neighborhood Street Fund (Your Voice, Your Choice) program.

Stakeholders have significant input in development of all SDOT plans through public involvement processes. Seattle's Pedestrian, Bicycle, Transit and Freight Advisory Boards also consulted regularly to provide input on project/program needs. Since 2016, the Move Seattle Levy Oversight Committee has reviewed SDOT's program and project priorities and financial plans, and made recommendations to the Department, the Mayor, and City Council on the allocation of resources. Representatives from SDOT regularly meet with the Oversight Committee, who review to provide updates and solicit input on the allocation of resources. Prior to 2016, the Bridging the Gap Oversight Committee performed the same advisory function.

2021-2026 Proposed Capital Improvement Program

Seattle Department of Transportation

Many factors can affect SDOT's project and funding decisions, including regulatory requirements, state and federal law (such as the Americans with Disabilities Act), and construction seasons. Opportunities to leverage the City's limited funding with grants or coordinating projects with other agencies can also affect SDOT's decisions.

In every case, SDOT strives to implement the City's policy goals laid out in Seattle's Comprehensive Plan and individual policy initiatives such as Complete Streets, the Race and Social Justice Initiative, and the Environmental Management Initiative. SDOT's Transportation Strategic Plan, modal plans and subarea plans provide an overall framework for implementing these goals.

23rd Avenue Corridor Improvements

Project No:	MC-TR-C037	BSL Code:	BC-TR-19003
Project Type:	Discrete	BSL Name:	Mobility-Capital
Project Category:	Improved Facility	Location:	23rd AVE S/E John ST/Rainier AVE S
Current Project Stage:	Stage 3 - Design	Council District:	Council District 3
Start/End Date:	2013 - 2022	Neighborhood District:	Central
Total Project Cost:	\$58,096	Urban Village:	23rd & Union-Jackson

This multi-phase project will reconstruct sidewalks, enhance the pedestrian environment, reconstruct pavement, upgrade signalized intersections, upgrade controller cabinets to meet transit signal priority (TSP) needs, and accommodate Intelligent Transportation Systems (ITS) upgrades. Activities include the following: install ITS to provide travel time information; install fiber communication as needed along the corridor to relay information back to the Traffic Management Center; and install poles for support of future trolley wires in two gap segments of the trolley network. The project will also include design and construction of a 3-lane cross section (with 4 lanes at isolated intersections) between John Street and Rainier Ave South, as well as a greenway facility on a parallel street to facilitate north-south bicycle travel. The project includes a Vision Zero element to construct new traffic signals; parking modifications; new curb ramps; traffic calming; speed reduction; pedestrian safety; and transit stop improvements. Phases I and II are substantially complete. The final Vision Zero phase is on hold and design is complete.

Resources	LTD Actuals	2020 Revised	2021	2022	2023	2024	2025	2026	Total
City Light Fund Revenues	3,062	(70)	-	-	-	-	-	-	2,992
Commercial Parking Tax	114	-	-	-	-	-	-	-	114
Federal Grant Funds	4,990	-	-	-	-	-	-	-	4,990
Interdepartmental Transfer	-	-	-	-	-	-	-	-	-
LTGO Bond Proceeds	14,517	27	-	-	-	-	-	-	14,544
Miscellaneous Grants or Donations	-	-	-	-	-	-	-	-	-
Private Funding/Donations	5	-	-	-	-	-	-	-	5
Real Estate Excise Tax II	4,806	159	-	-	-	-	-	-	4,964
State Grant Funds	10,734	390	-	-	-	-	-	-	11,125
Transportation Funding Package - Lid Lift	11,730	-	-	-	-	-	-	-	11,730
Transportation Move Seattle Levy - Lid Lift	7,099	534	-	-	-	-	-	-	7,632
Water Rates	10	(10)	-	-	-	-	-	-	-
Total:	57,067	1,030	-	-	-	-	-	-	58,096

Fund Appropriations / Allocations¹	LTD Actuals	2020 Revised	2021	2022	2023	2024	2025	2026	Total
2011 Multipurpose LTGO Bond Fund	5,622	-	-	-	-	-	-	-	5,622
2016 Multipurpose LTGO Bond Fund	7,920	25	-	-	-	-	-	-	7,945
2017 Multipurpose LTGO Bond Fund	975	2	-	-	-	-	-	-	977
Bridging The Gap Levy Fund	11,730	-	-	-	-	-	-	-	11,730
Move Seattle Levy Fund	6,895	559	-	-	-	-	-	-	7,454
REET II Capital Fund	4,806	159	-	-	-	-	-	-	4,964
Transportation Fund	19,120	285	-	-	-	-	-	-	19,405
Total:	57,067	1,030	-	-	-	-	-	-	58,096

O&M Impacts: SDOT has individual project budgets for the maintenance of painted markings, signage, signals, bridges and roadway structures, urban forestry, and sidewalks and pavement; these budgets are constrained by the availability of transportation specific and general funds. The SDOT Asset Management website (<https://www.seattle.gov/transportation/about-sdot/asset-management>) provides unconstrained operational cost forecasting by asset type, typical lifecycle and average maintenance cost ranges.

¹Funds are appropriated through the Adopted Budget at the Budget Summary Level. All Amounts shown above are in thousands of dollars

35th Avenue SW Paving

Project No:	MC-TR-C099	BSL Code:	BC-TR-19001
Project Type:	Discrete	BSL Name:	Major Maintenance/Replacement
Project Category:	Rehabilitation or Restoration	Location:	35th Ave. SW from SW Morgan St to SW Roxbury
Current Project Stage:	Stage 1 - Pre-Project Development	Council District:	Council District 1
Start/End Date:	2023 - 2025	Neighborhood District:	Delridge
Total Project Cost:	\$35,000	Urban Village:	West Seattle Junction

This project will resurface and reconstruct 35th Ave. SW from SW Morgan St. to SW Roxbury St.

Unsecured Funding:	LTD Actuals	2020 Revised	2021	2022	2023	2024	2025	2026	Total
To Be Determined	-	-	-	-	35,000	-	-	-	35,000
Total:	-	-	-	-	35,000	-	-	-	35,000

Unsecured Funding Strategy: Funding for this project was not included as part of the Levy to Move Seattle paving commitments; the project is also not likely to rank highly for grant funding. Funding for this project may depend upon identification of new/incremental revenue sources.

O&M Impacts: This is a capital maintenance project that reduces the need for O&M by bringing assets to a new or like new condition.

¹Funds are appropriated through the Adopted Budget at the Budget Summary Level. All Amounts shown above are in thousands of dollars

3rd Avenue Corridor Improvements

Project No:	MC-TR-C034	BSL Code:	BC-TR-19003
Project Type:	Ongoing	BSL Name:	Mobility-Capital
Project Category:	Improved Facility	Location:	3rd AVE
Current Project Stage:	N/A	Council District:	Council District 7
Start/End Date:	N/A	Neighborhood District:	Downtown
Total Project Cost:	N/A	Urban Village:	Downtown

This project makes multimodal improvements for the Third Avenue transit corridor in downtown Seattle, specifically focused on bus stop, streetscape, and transit streetpriority improvements, e.g. installation of Third Avenue and Denny Way transit only signal, on Third Avenue between S. Jackson Street and Denny Way.

Resources	LTD Actuals	2020 Revised	2021	2022	2023	2024	2025	2026	Total
Commercial Parking Tax	2,280	37	-	-	-	-	-	-	2,317
Developer Mitigation	77	-	-	-	-	-	-	-	77
Federal Grant Funds	3,582	5,794	-	-	-	-	-	-	9,376
King County Funds	251	(243)	1,400	-	-	-	-	-	1,408
Private Funding/Donations	1	-	-	-	-	-	-	-	1
Real Estate Excise Tax I	12	(12)	-	-	-	-	-	-	-
Real Estate Excise Tax II	708	-	-	-	-	-	-	-	708
State Grant Funds	204	-	-	-	-	-	-	-	204
Transportation Funding Package - Lid Lift	622	-	-	-	-	-	-	-	622
Transportation Move Seattle Levy - Lid Lift	25	(25)	-	-	-	-	-	-	-
Total:	7,762	5,551	1,400	-	-	-	-	-	14,713
Fund Appropriations / Allocations¹	LTD Actuals	2020 Revised	2021	2022	2023	2024	2025	2026	Total
Bridging The Gap Levy Fund	622	-	-	-	-	-	-	-	622
Move Seattle Levy Fund	49	(49)	-	-	-	-	-	-	-
REET I Capital Fund	38	(38)	-	-	-	-	-	-	-
REET II Capital Fund	708	-	-	-	-	-	-	-	708
Transportation Fund	6,345	5,638	1,400	-	-	-	-	-	13,383
Total:	7,762	5,551	1,400	-	-	-	-	-	14,713

O&M Impacts: SDOT has individual project budgets for the maintenance of painted markings, signage, signals, bridges and roadway structures, urban forestry, and sidewalks and pavement; these budgets are constrained by the availability of transportation specific and general funds. The SDOT Asset Management website (<https://www.seattle.gov/transportation/about-sdot/asset-management>) provides unconstrained operational cost forecasting by asset type, typical lifecycle and average maintenance cost ranges.

¹Funds are appropriated through the Adopted Budget at the Budget Summary Level. All Amounts shown above are in thousands of dollars

Accela Permitting System

Project No:	MC-TR-C001	BSL Code:	BC-TR-19001
Project Type:	Ongoing	BSL Name:	Major Maintenance/Replacement
Project Category:	Rehabilitation or Restoration	Location:	Multiple
Current Project Stage:	N/A	Council District:	Multiple
Start/End Date:	N/A	Neighborhood District:	Not in a Neighborhood District
Total Project Cost:	N/A	Urban Village:	Not in an Urban Village

This project will migrate SDOT permitting operations from the Hansen 7 system to the new Citywide Accela permitting platform. The vision for Accela is to create a fully integrated permitting system that provides an online, all in one place experience for Seattle customers and staff. Once the initial migration is complete, this project will provide ongoing funding for routine system improvements as well as periodic major upgrades needed to stay current with changing technology.

Resources	LTD Actuals	2020 Revised	2021	2022	2023	2024	2025	2026	Total
Street Vacations - SVF	-	-	400	-	-	-	-	-	400
User Fees	11,019	11,458	-	-	1,000	1,000	1,000	-	25,477
Total:	11,019	11,458	400	-	1,000	1,000	1,000	-	25,877
Fund Appropriations / Allocations¹	LTD Actuals	2020 Revised	2021	2022	2023	2024	2025	2026	Total
Transportation Fund	11,019	11,458	400	-	1,000	1,000	1,000	-	25,877
Total:	11,019	11,458	400	-	1,000	1,000	1,000	-	25,877

O&M Impacts: Maintenance for the permitting system is paid for via a central cost allocation from Seattle IT and then recovered against SDOT projects through overhead allocations. The \$1M annual budget after 2021 represents a sinking fund for eventual system replacement.

Accessible Mt. Baker Implementation

Project No:	MC-TR-C002	BSL Code:	BC-TR-19003
Project Type:	Discrete	BSL Name:	Mobility-Capital
Project Category:	Improved Facility	Location:	Various
Current Project Stage:	Stage 2 - Initiation, Project Definition, & Planning	Council District:	Council District 3
Start/End Date:	2017 - 2023	Neighborhood District:	East District
Total Project Cost:	\$2,900	Urban Village:	Madison-Miller

The project will transform the Mt. Baker station area into a safer and comfortable place for people to walk, bike, and make transit connections; and for the Mt. Baker Town Center to take root and flourish. In addition to prioritizing walking and biking, the project will maintain transit and freight reliability and create more predictable conditions for people driving.

Resources	LTD Actuals	2020 Revised	2021	2022	2023	2024	2025	2026	Total
State Grant Funds	-	-	-	-	900	-	-	-	900
Transportation Move Seattle Levy - Lid Lift	991	1,009	-	-	-	-	-	-	2,000
Total:	991	1,009	-	-	900	-	-	-	2,900
Fund Appropriations / Allocations ¹	LTD Actuals	2020 Revised	2021	2022	2023	2024	2025	2026	Total
Move Seattle Levy Fund	991	1,009	-	-	-	-	-	-	2,000
Transportation Fund	-	-	-	-	900	-	-	-	900
Total:	991	1,009	-	-	900	-	-	-	2,900

O&M Impacts: SDOT has individual project budgets for the maintenance of painted markings, signage, signals, bridges and roadway structures, urban forestry, and sidewalks and pavement; these budgets are constrained by the availability of transportation specific and general funds. The SDOT Asset Management website (<https://www.seattle.gov/transportation/about-sdot/asset-management>) provides unconstrained operational cost forecasting by asset type, typical lifecycle and average maintenance cost ranges.

¹Funds are appropriated through the Adopted Budget at the Budget Summary Level. All Amounts shown above are in thousands of dollars

Alaskan Way Main Corridor

Project No:	MC-TR-C072	BSL Code:	BC-TR-19002
Project Type:	Discrete	BSL Name:	Major Projects
Project Category:	New Facility	Location:	Various
Current Project Stage:	Stage 5 - Construction	Council District:	Multiple
Start/End Date:	2013 - 2024	Neighborhood District:	Multiple
Total Project Cost:	\$379,183	Urban Village:	Multiple

This project designs and constructs the rebuilt Alaskan Way/Elliott Way surface streets and the adjoining pedestrian promenade along the Seattle waterfront following the demolition of the Alaskan Way Viaduct. The State of Washington has built a deep bore tunnel to replace the Alaskan Way Viaduct (Viaduct) and has relocated State Route (SR) 99 into the tunnel. The City of Seattle is responsible for the Alaskan Way/Elliott Way surface street and the promenade. The project also includes replacement of and improvements to four key connections impacted by the Viaduct removal, namely Seneca Street, Columbia Street, and the Marion Street and Lenora pedestrian bridges. This project is part of the overall waterfront improvement program. Construction of these improvements began in 2019.

This project includes funding from the Waterfront Local Improvement District (LID #7651) formed by City Council via Ordinance 125760 in January 2019. (Interfund Loan will be repaid by Local Improvement District Bonds (\$4.7 million), LTGO Bonds (\$4.2 million), REET (\$0.29 million), Street Vacations (\$0.41 million), Private Funding/Donations (\$0.9 million) and Private Utilities (\$1.1 million).

Resources	LTD Actuals	2020 Revised	2021	2022	2023	2024	2025	2026	Total
City Light Fund Revenues	16	-	-	-	-	-	-	-	16
Commercial Parking Tax	6,118	-	-	-	-	-	-	-	6,117
Drainage and Wastewater Rates	263	-	-	-	-	-	-	-	263
Interfund Loan	11,262	338	-	-	-	-	-	-	11,600
Local Improvement District Bonds	-	-	-	13,302	14,150	-	-	-	27,452
LTGO Bond Proceeds	43,032	16,778	10,000	10,275	3,700	-	-	-	83,784
Miscellaneous Revenues	-	460	-	-	-	-	-	-	460
Partnership - WSDOT	44,153	106,384	41,890	6,194	5,990	-	-	-	204,611
Private Funding/Donations	199	1,901	2,101	2,909	6,815	3,144	-	-	17,069
Real Estate Excise Tax II	1,877	296	2,900	3,100	5,013	-	-	-	13,186
Seawall Levy	5,297	-	-	-	-	-	-	-	5,297
State Grant Funds	1,951	235	-	-	-	-	-	-	2,186
Street Vacations - CRSU	1,300	-	-	-	-	-	-	-	1,300
Street Vacations - SVF	843	664	-	-	-	-	-	-	1,507
User Fees	3,807	528	-	-	-	-	-	-	4,335
Total:	120,117	127,583	56,891	35,780	35,668	3,144	-	-	379,183

¹Funds are appropriated through the Adopted Budget at the Budget Summary Level. All Amounts shown above are in thousands of dollars

Fund Appropriations / Allocations¹	LTD Actuals	2020 Revised	2021	2022	2023	2024	2025	2026	Total
2015 Multipurpose LTGO Bond Fund	7,395	-	-	-	-	-	-	-	7,395
2016 Multipurpose LTGO Bond Fund	13,804	89	-	-	-	-	-	-	13,893
2017 Multipurpose LTGO Bond Fund	6,381	44	-	-	-	-	-	-	6,425
2018 LTGO Taxable Bond Fund	128	380	-	-	-	-	-	-	509
2018 Multipurpose LTGO Bond Fund	6,039	78	-	-	-	-	-	-	6,117
2019 Multipurpose LTGO Bond Fund	9,284	5,408	-	-	-	-	-	-	14,692
2020 Multipurpose LTGO Bond Fund	-	10,779	-	-	-	-	-	-	10,779
2021 Multipurpose LTGO Bond Fund	-	-	10,000	-	-	-	-	-	10,000
2022 Multipurpose LTGO Bond Fund	-	-	-	10,275	-	-	-	-	10,275
2023 Multipurpose LTGO Bond Fund	-	-	-	-	3,700	-	-	-	3,700
Alaskan Way Seawall Const Fund	5,297	-	-	-	-	-	-	-	5,297
Central Waterfront Improvement Fund	11,461	2,806	2,101	2,909	6,815	3,144	-	-	29,236
REET II Capital Fund	1,877	296	2,900	3,100	5,013	-	-	-	13,186
Transportation Fund	57,151	107,703	41,890	6,194	5,990	-	-	-	218,928
Unrestricted Cumulative Reserve Fund	1,300	-	-	-	-	-	-	-	1,300
Waterfront LID #6751	-	-	-	13,302	14,150	-	-	-	27,452
Total:	120,117	127,583	56,891	35,780	35,668	3,144	-	-	379,183

O&M Impacts: This project replaces aging infrastructure along the Central Waterfront providing an O&M benefit. It also builds new infrastructure for several City departments. The maintenance of the new public open space and pedestrian promenade will be funded primarily with Metropolitan Park District funds set-aside for this purpose. Transportation infrastructure capital elements are planned to be maintained through the proposed Waterfront Transportation Infrastructure Maintenance project, MC-TR-109.

¹Funds are appropriated through the Adopted Budget at the Budget Summary Level. All Amounts shown above are in thousands of dollars

Alaskan Way Viaduct Replacement

Project No:	MC-TR-C066	BSL Code:	BC-TR-19002
Project Type:	Discrete	BSL Name:	Major Projects
Project Category:	New Facility	Location:	ALASKAN WY VI SB
Current Project Stage:	Stage 6 - Closeout	Council District:	Multiple
Start/End Date:	2001 - 2019	Neighborhood District:	Multiple
Total Project Cost:	\$99,864	Urban Village:	Multiple

This project funds the City's involvement in the replacement of the Alaskan Way Viaduct with the bored tunnel hybrid alternative. Replacement of this structure will enhance overall safety, as this structure is seismically vulnerable. In prior years, this project included design of the Central Seawall and Waterfront Improvements. For transparency purposes, the Seawall and Waterfront work was reflected in three new capital projects, Elliott Bay Seawall Project (MC-TR-C014), Alaskan Way Main Corridor Program (MC-TR-C066), and the Overlook Walk and East-West Connections Program (MC-TR-C073).

Resources	LTD Actuals	2020 Revised	2021	2022	2023	2024	2025	2026	Total
City Light Fund Revenues	-	93	-	-	-	-	-	-	93
Commercial Parking Tax	8,785	217	-	-	-	-	-	-	9,002
Federal Grant Funds	2,861	-	-	-	-	-	-	-	2,861
General Fund	2,951	-	-	-	-	-	-	-	2,951
Interagency Commission on Outdoor Recreation Grants	239	-	-	-	-	-	-	-	239
Interfund Loan	-	585	-	-	-	-	-	-	585
King County Funds	3,127	-	-	-	-	-	-	-	3,127
LTGO Bond Proceeds	43,166	1,105	-	-	-	-	-	-	44,271
Partnership - WSDOT	30,644	1,499	-	-	-	-	-	-	32,143
Seawall Levy	328	-	-	-	-	-	-	-	328
Sound Transit Funds	-	7	-	-	-	-	-	-	7
State Gas Taxes - City Street Fund	1,081	-	-	-	-	-	-	-	1,081
User Fees	6	3,063	-	-	-	-	-	-	3,069
Waterway Use Fee	108	-	-	-	-	-	-	-	108
Total:	93,297	6,567	-	-	-	-	-	-	99,864

¹Funds are appropriated through the Adopted Budget at the Budget Summary Level. All Amounts shown above are in thousands of dollars

Fund Appropriations / Allocations¹	LTD Actuals	2020 Revised	2021	2022	2023	2024	2025	2026	Total
2006 Multipurpose LTGO Bond Fund	5,220	-	-	-	-	-	-	-	5,220
2007 Multipurpose LTGO Bond Fund	2,920	-	-	-	-	-	-	-	2,920
2008 Multipurpose LTGO Bond Fund	481	-	-	-	-	-	-	-	481
2009 Multipurpose LTGO Bond Fund	1,770	-	-	-	-	-	-	-	1,770
2010 Multipurpose LTGO Bond Fund	10,440	-	-	-	-	-	-	-	10,440
2011 Multipurpose LTGO Bond Fund	14,903	-	-	-	-	-	-	-	14,903
2012 Multipurpose LTGO Bond Fund	3,000	-	-	-	-	-	-	-	3,000
2016 Multipurpose LTGO Bond Fund	3,500	-	-	-	-	-	-	-	3,500
2017 Multipurpose LTGO Bond Fund	741	(41)	-	-	-	-	-	-	700
2018 Multipurpose LTGO Bond Fund	37	-	-	-	-	-	-	-	37
2019 Multipurpose LTGO Bond Fund	154	1,146	-	-	-	-	-	-	1,300
Alaskan Way Seawall Const Fund	328	-	-	-	-	-	-	-	328
Central Waterfront Improvement Fund	-	585	-	-	-	-	-	-	585
General Fund	2,951	-	-	-	-	-	-	-	2,951
Transportation Fund	46,851	4,878	-	-	-	-	-	-	51,729
Total:	93,297	6,567	-	-	-	-	-	-	99,864

O&M Impacts: SDOT has individual project budgets for the maintenance of painted markings, signage, signals, bridges and roadway structures, urban forestry, and sidewalks and pavement; these budgets are constrained by the availability of transportation specific and general funds. The SDOT Asset Management website (<https://www.seattle.gov/transportation/about-sdot/asset-management>) provides unconstrained operational cost forecasting by asset type, typical lifecycle and average maintenance cost ranges.

¹Funds are appropriated through the Adopted Budget at the Budget Summary Level. All Amounts shown above are in thousands of dollars

Arterial Asphalt & Concrete Program Phase II

Project No:	MC-TR-C033	BSL Code:	BC-TR-19001
Project Type:	Ongoing	BSL Name:	Major Maintenance/Replacement
Project Category:	Rehabilitation or Restoration	Location:	Citywide
Current Project Stage:	N/A	Council District:	Multiple
Start/End Date:	N/A	Neighborhood District:	Multiple
Total Project Cost:	N/A	Urban Village:	Multiple

The Arterial Asphalt and Concrete Program maintains Seattle's 1,581 lane miles of arterial streets through resurfacing and reconstruction projects. The Department uses a pavement management system to track the condition of arterial street pavement, to develop maintenance needs and establish priorities, and to select the streets to be rehabilitated each year. This project improves the quality and condition of the City's arterials.

Resources	LTD Actuals	2020 Revised	2021	2022	2023	2024	2025	2026	Total
City Light Fund Revenues	-	1,269	-	-	-	-	-	-	1,269
Commercial Parking Tax	-	552	-	-	-	-	-	-	552
Drainage and Wastewater Rates	923	334	-	-	-	-	-	-	1,257
Federal Grant Funds	1,499	8,013	-	-	-	-	-	-	9,512
Interdepartmental Transfer	-	-	-	-	-	-	-	-	-
LTGO Bond Proceeds	122	-	6,978	-	-	-	-	-	7,101
Real Estate Excise Tax I	2,219	411	-	-	-	-	-	-	2,630
Real Estate Excise Tax II	536	37	-	-	-	-	-	-	573
State Grant Funds	1,636	-	-	-	-	-	-	-	1,635
Transportation Funding Package - Lid Lift	-	12	-	-	-	-	-	-	12
Transportation Move Seattle Levy - Lid Lift	71,138	31,679	4,243	13,130	20,946	37,779	-	-	178,914
Water Rates	744	(744)	-	-	-	-	-	-	-
Total:	78,816	41,563	11,222	13,130	20,946	37,779	-	-	203,455
Fund Appropriations / Allocations¹	LTD Actuals	2020 Revised	2021	2022	2023	2024	2025	2026	Total
2015 Multipurpose LTGO Bond Fund	122	-	-	-	-	-	-	-	122
2021 Multipurpose LTGO Bond Fund	-	-	6,978	-	-	-	-	-	6,978
Bridging The Gap Levy Fund	-	12	-	-	-	-	-	-	12
Move Seattle Levy Fund	70,840	31,976	2,743	13,130	20,946	37,779	-	-	177,414
REET I Capital Fund	2,219	411	-	-	-	-	-	-	2,630
REET II Capital Fund	536	37	-	-	-	-	-	-	573
Transportation Fund	5,099	9,127	1,500	-	-	-	-	-	15,726
Total:	78,816	41,563	11,222	13,130	20,946	37,779	-	-	203,455

O&M Impacts: This is a capital maintenance project that reduces the need for O&M by improving asset condition.

¹Funds are appropriated through the Adopted Budget at the Budget Summary Level. All Amounts shown above are in thousands of dollars

Arterial Asphalt and Concrete Program

Project No:	MC-TR-C070	BSL Code:	BC-TR-19001
Project Type:	Ongoing	BSL Name:	Major Maintenance/Replacement
Project Category:	Rehabilitation or Restoration	Location:	Various
Current Project Stage:	N/A	Council District:	Multiple
Start/End Date:	N/A	Neighborhood District:	Multiple
Total Project Cost:	N/A	Urban Village:	Multiple

The Arterial Asphalt and Concrete Program maintains Seattle's 1,581 lane miles of arterial streets through resurfacing and reconstruction projects. The Department uses a pavement management system to track the condition of arterial street pavement, to develop maintenance needs and establish priorities, and to select the streets to be rehabilitated each year. This project improves the quality and condition of the City's arterials. This project was superseded by Arterial Asphalt and Concrete Program Phase II.

Resources	LTD Actuals	2020 Revised	2021	2022	2023	2024	2025	2026	Total
City Light Fund Revenues	375	-	-	-	-	-	-	-	375
Commercial Parking Tax	15,935	-	-	-	-	-	-	-	15,935
Drainage and Wastewater Rates	1,871	-	-	-	-	-	-	-	1,871
Federal Grant Funds	16,238	-	-	-	-	-	-	-	16,238
General Fund	3,200	-	-	-	-	-	-	-	3,200
Interfund Loan	11,088	-	-	-	-	-	-	-	11,088
King County Funds	585	-	-	-	-	-	-	-	585
LTGO Bond Proceeds	25,143	-	-	-	-	-	-	-	25,143
Private Funding/Donations	1,937	-	-	-	-	-	-	-	1,937
Property Sales and Interest Earnings	253	-	-	-	-	-	-	-	253
Real Estate Excise Tax I	501	-	-	-	-	-	-	-	501
Real Estate Excise Tax II	17,098	-	-	-	-	-	-	-	17,098
State Gas Taxes - City Street Fund	816	-	-	-	-	-	-	-	816
State Grant Funds	5,583	-	-	-	-	-	-	-	5,583
Street Vacations - CRSU	950	-	-	-	-	-	-	-	950
Transportation Funding Package - Business Transportation Tax	7,250	-	-	-	-	-	-	-	7,250
Transportation Funding Package - Lid Lift	105,759	-	-	-	-	-	-	-	105,759
Transportation Move Seattle Levy - Lid Lift	8,784	7	-	-	-	-	-	-	8,792
Vehicle Licensing Fees	346	-	-	-	-	-	-	-	346
Total:	223,712	7	-	-	-	-	-	-	223,720

¹Funds are appropriated through the Adopted Budget at the Budget Summary Level. All Amounts shown above are in thousands of dollars

Fund Appropriations / Allocations¹	LTD Actuals	2020 Revised	2021	2022	2023	2024	2025	2026	Total
2008 Multipurpose LTGO Bond Fund	3,962	-	-	-	-	-	-	-	3,962
2009 Multipurpose LTGO Bond Fund	15,131	-	-	-	-	-	-	-	15,131
2011 Multipurpose LTGO Bond Fund	5,250	-	-	-	-	-	-	-	5,250
Bridging The Gap Levy Fund	105,759	-	-	-	-	-	-	-	105,759
General Fund	3,200	-	-	-	-	-	-	-	3,200
Move Seattle Levy Fund	8,784	7	-	-	-	-	-	-	8,792
REET I Capital Fund	501	-	-	-	-	-	-	-	501
REET II Capital Fund	17,098	-	-	-	-	-	-	-	17,098
Transportation Benefit District Fund	346	-	-	-	-	-	-	-	346
Transportation Bond Fund	800	-	-	-	-	-	-	-	800
Transportation Fund	61,931	-	-	-	-	-	-	-	61,931
Unrestricted Cumulative Reserve Fund	950	-	-	-	-	-	-	-	950
Total:	223,712	7	-	-	-	-	-	-	223,720

O&M Impacts: This is a capital maintenance project that reduces the need for O&M by improving asset condition.

¹Funds are appropriated through the Adopted Budget at the Budget Summary Level. All Amounts shown above are in thousands of dollars

Arterial Major Maintenance

Project No:	MC-TR-C071	BSL Code:	BC-TR-19001
Project Type:	Ongoing	BSL Name:	Major Maintenance/Replacement
Project Category:	Rehabilitation or Restoration	Location:	Citywide
Current Project Stage:	N/A	Council District:	Multiple
Start/End Date:	N/A	Neighborhood District:	Multiple
Total Project Cost:	N/A	Urban Village:	Multiple

This ongoing project repairs and/or replaces deteriorated pavement on arterial streets. Arterial Major Maintenance paving work typically spans one to three city blocks. It allows the City to respond quickly and cost effectively to pavement issues that are too large to be addressed with a pothole repair but too small to be efficiently contracted. Project prioritization is based on pavement condition; cost; transit, bicycle, pedestrian and freight use; traffic volume; coordination opportunities; complaints and claims; and geographic balance across the city. The work extends the service life of existing pavement structures.

Resources	LTD Actuals	2020 Revised	2021	2022	2023	2024	2025	2026	Total
Commercial Parking Tax	3,563	-	-	-	-	-	1,784	-	5,348
Interdepartmental Transfer	-	-	3	4	-	-	-	-	7
Parking Garage Disposition Proceeds	1,560	-	-	-	-	-	-	-	1,560
Real Estate Excise Tax I	4,341	-	-	-	-	-	-	-	4,341
Real Estate Excise Tax II	3,615	2,542	1,352	-	-	-	500	500	8,510
State Gas Taxes - City Street Fund	1	-	-	-	-	-	-	-	1
Street Vacations - SVF	295	658	-	-	-	-	-	-	953
Transportation Funding Package - Lid Lift	2,288	-	-	-	-	-	-	-	2,288
Transportation Move Seattle Levy - Lid Lift	9,903	2,097	4,674	2,680	3,650	3,734	-	-	26,737
Vehicle Licensing Fees	1,912	633	649	665	679	693	714	-	5,945
Total:	27,478	5,931	6,677	3,349	4,329	4,427	2,998	500	55,689
Fund Appropriations / Allocations ¹	LTD Actuals	2020 Revised	2021	2022	2023	2024	2025	2026	Total
Bridging The Gap Levy Fund	2,288	-	-	-	-	-	-	-	2,288
Garage Disposition Proceeds	1,560	-	-	-	-	-	-	-	1,560
Move Seattle Levy Fund	9,903	2,097	4,674	2,680	3,650	3,734	-	-	26,737
REET I Capital Fund	4,341	-	-	-	-	-	-	-	4,341
REET II Capital Fund	3,614	2,544	1,352	-	-	-	500	500	8,510
Transportation Benefit District Fund	1,913	632	649	665	679	693	714	-	5,945
Transportation Fund	3,859	658	3	4	-	-	1,784	-	6,309
Total:	27,478	5,931	6,677	3,349	4,329	4,427	2,998	500	55,689
Unsecured Funding:	LTD Actuals	2020 Revised	2021	2022	2023	2024	2025	2026	Total
To Be Determined	-	-	-	2,500	2,500	2,500	4,637	-	12,137
Total:	-	-	-	2,500	2,500	2,500	4,637	-	12,137

Unsecured Funding Strategy: This program is evaluated annually for continuation of REET funding, based on fund availability. Funding for this program beyond 2024 is dependent upon a future voter approved levy.

O&M Impacts: This is a capital maintenance project that reduces the need for O&M by improving asset condition.

¹Funds are appropriated through the Adopted Budget at the Budget Summary Level. All Amounts shown above are in thousands of dollars

Ballard to Downtown High Capacity Transit and Ship Canal Crossing Project

Project No:	MC-TR-C080	BSL Code:	BC-TR-19003
Project Type:	Discrete	BSL Name:	Mobility-Capital
Project Category:	Improved Facility	Location:	Downtown Ballard
Current Project Stage:	Stage 6 - Closeout	Council District:	Multiple
Start/End Date:	2013 - 2017	Neighborhood District:	Multiple
Total Project Cost:	\$800	Urban Village:	Multiple

This project will develop recommendations for implementation of high capacity transit alternatives between Ballard and Downtown Seattle. The project will build on the Ballard-Fremont-South Lake Union-Downtown corridor identified in the Transit Master Plan. The work will be done in conjunction with Sound Transit. The project will also develop conceptual designs and cost estimates for a new ship canal crossing for transit, pedestrians, and bicycles.

Resources	LTD Actuals	2020 Revised	2021	2022	2023	2024	2025	2026	Total
General Fund	546	-	-	-	-	-	-	-	546
Transportation Funding Package - Lid Lift	54	-	-	-	-	-	-	-	54
Vehicle Licensing Fees	156	44	-	-	-	-	-	-	200
Total:	756	44	-	-	-	-	-	-	800
Fund Appropriations / Allocations¹	LTD Actuals	2020 Revised	2021	2022	2023	2024	2025	2026	Total
Bridging The Gap Levy Fund	54	-	-	-	-	-	-	-	54
General Fund	546	-	-	-	-	-	-	-	546
Transportation Benefit District Fund	156	44	-	-	-	-	-	-	200
Total:	756	44	-	-	-	-	-	-	800

O&M Impacts: SDOT has individual project budgets for the maintenance of painted markings, signage, signals, bridges and roadway structures, urban forestry, and sidewalks and pavement; these budgets are constrained by the availability of transportation specific and general funds. The SDOT Asset Management website (<https://www.seattle.gov/transportation/about-sdot/asset-management>) provides unconstrained operational cost forecasting by asset type, typical lifecycle and average maintenance cost ranges.

¹Funds are appropriated through the Adopted Budget at the Budget Summary Level. All Amounts shown above are in thousands of dollars

Bike Master Plan - Greenways

Project No:	MC-TR-C063	BSL Code:	BC-TR-19003
Project Type:	Ongoing	BSL Name:	Mobility-Capital
Project Category:	Improved Facility	Location:	Citywide
Current Project Stage:	N/A	Council District:	Multiple
Start/End Date:	N/A	Neighborhood District:	Multiple
Total Project Cost:	N/A	Urban Village:	Multiple

This ongoing program creates routes on residential streets that are optimized for safer and more comfortable walking and biking for people of all ages and abilities. Typical improvements include curb ramps, speed humps, crosswalks, median islands, shared lane markings, stop signs, traffic signals, pavement and sidewalk repair, and wayfinding signs. The goals of the program are to design streets with lower vehicle speeds and volumes; to increase the number of people walking and biking on residential streets; and to improve walking and biking access to schools, trails, parks, transit and neighborhood businesses.

Resources	LTD Actuals	2020 Revised	2021	2022	2023	2024	2025	2026	Total
City Light Fund Revenues	19	(19)	-	-	-	-	-	-	-
Developer Mitigation	800	-	-	-	-	-	-	-	800
Drainage and Wastewater Rates	4	(4)	-	-	-	-	-	-	-
Landscape Conservation & Local Infrastructure Program	87	187	-	-	-	-	-	-	274
Real Estate Excise Tax II	93	457	1,000	1,000	-	-	500	500	3,550
School Camera Ticket Revenues	348	(348)	-	-	-	-	-	-	-
State Gas Taxes - City Street Fund	-	-	1,000	1,000	-	-	-	-	2,000
State Grant Funds	-	544	-	-	-	-	-	-	544
Traffic Enforcement Camera Revenue	-	1,400	-	-	-	-	-	-	1,400
Transportation Move Seattle Levy - Lid Lift	7,554	7,626	3,147	1,545	748	-	-	-	20,620
Vehicle Licensing Fees	1,651	49	-	-	-	-	-	-	1,700
Water Rates	1	(1)	-	-	-	-	-	-	-
Total:	10,556	9,892	5,147	3,545	748	-	500	500	30,888
Fund Appropriations / Allocations ¹	LTD Actuals	2020 Revised	2021	2022	2023	2024	2025	2026	Total
Move Seattle Levy Fund	7,619	7,561	3,147	1,545	748	-	-	-	20,620
REET II Capital Fund	93	457	1,000	1,000	-	-	500	500	3,550
School Safety Traffic and Pedestrian Improvement Fund	348	1,052	-	-	-	-	-	-	1,400
Transportation Benefit District Fund	1,585	115	-	-	-	-	-	-	1,700
Transportation Fund	911	707	1,000	1,000	-	-	-	-	3,618
Total:	10,556	9,892	5,147	3,545	748	-	500	500	30,888
Unsecured Funding:	LTD Actuals	2020 Revised	2021	2022	2023	2024	2025	2026	Total
To Be Determined	-	-	-	-	1,121	1,680	3,615	3,723	10,139
Total:	-	-	-	-	1,121	1,680	3,615	3,723	10,139

Unsecured Funding Strategy: SDOT will evaluate deliverables, prioritize and scale projects to the extent feasible, and continue to pursue grant and partnership opportunities to resolve potential funding deficits. Funding for this program beyond 2024 is dependent upon a future voter approved levy.

O&M Impacts: SDOT has individual project budgets for the maintenance of painted markings, signage, signals, bridges and roadway structures, urban forestry, and sidewalks and pavement; these budgets are constrained by the availability of transportation specific and general funds. The SDOT Asset Management website (<https://www.seattle.gov/transportation/about-sdot/asset-management>) provides unconstrained operational cost forecasting by asset type, typical lifecycle and average maintenance cost ranges.

¹Funds are appropriated through the Adopted Budget at the Budget Summary Level. All Amounts shown above are in thousands of dollars

Bike Master Plan - Protected Bike Lanes

Project No:	MC-TR-C062	BSL Code:	BC-TR-19003
Project Type:	Ongoing	BSL Name:	Mobility-Capital
Project Category:	Improved Facility	Location:	Citywide
Current Project Stage:	N/A	Council District:	Multiple
Start/End Date:	N/A	Neighborhood District:	Multiple
Total Project Cost:	N/A	Urban Village:	Multiple

This ongoing program implements the Seattle Bicycle Master Plan. Typical improvements may include installing protected bike lanes, bike lanes and sharrows, bicycle route signing, completing key links in the urban trails network, adding bicycle/pedestrian signals to complete the network, and reconstructing key sections of the trails. The goals of the program are to increase bicycle safety and access while reducing bicycle crashes. This program includes funding for street improvement and trail construction and is consistent with the focus in the City's Transportation Strategic Plan (TSP) on encouraging walking and biking. The Accelerated Move Seattle Levy - Lid Lift Revenues represent spending that is in excess of available levy funds; consequently, Move Seattle appropriations are reduced in future years so that the total Move Seattle funding and expenditures are balanced over the nine years of the levy. LTD actuals may include the BMP spot improvements, Urban Trails, and Neighborhood Greenways, which were previously combined with this project's budget.

Resources	LTD Actuals	2020 Revised	2021	2022	2023	2024	2025	2026	Total
City Light Fund Revenues	8	417	-	-	-	-	-	-	424
Commercial Parking Tax	1,359	(197)	-	-	-	-	-	-	1,162
Developer Mitigation	-	1,600	-	-	-	-	-	-	1,600
Drainage and Wastewater Rates	147	-	-	-	-	-	-	-	147
Federal Grant Funds	5,764	5,248	-	-	-	-	-	-	11,011
General Fund	1,100	-	-	-	-	-	-	-	1,100
Interdepartmental Transfer	-	-	-	-	-	-	-	-	-
Private Funding/Donations	10	-	-	-	-	-	-	-	10
Public Benefit Payment	316	(316)	600	1,000	14,000	400	-	-	16,000
Real Estate Excise Tax I	400	-	-	-	-	-	-	-	400
Real Estate Excise Tax II	437	8	-	-	-	-	-	-	444
Rubble Yard Proceeds	346	-	-	-	-	-	-	-	346
State Gas Taxes - Arterial City Street Fund	-	-	-	-	-	-	-	-	-
State Gas Taxes - City Street Fund	1,298	9,916	-	-	-	-	-	-	11,215
State Grant Funds	86	493	-	-	-	-	-	-	579
Transportation Funding Package - Lid Lift	23,944	-	-	-	-	-	-	-	23,944
Transportation Move Seattle Levy - Lid Lift	27,784	5,812	3,058	4,032	1,592	1,966	-	-	44,244
Transportation Network Company Revenue	-	-	300	-	-	-	-	-	300
User Fees	1,628	(432)	-	-	-	-	-	-	1,196
Vehicle Licensing Fees	5,631	1,423	1,293	1,325	1,358	-	-	-	11,029
Total:	70,256	23,971	5,251	6,356	16,950	2,366	-	-	125,151

¹Funds are appropriated through the Adopted Budget at the Budget Summary Level. All Amounts shown above are in thousands of dollars

Fund Appropriations / Allocations¹	LTD Actuals	2020 Revised	2021	2022	2023	2024	2025	2026	Total
Bridging The Gap Levy Fund	23,944	-	-	-	-	-	-	-	23,944
General Fund	1,100	-	300	-	-	-	-	-	1,400
Move Seattle Levy Fund	28,004	5,592	3,058	4,032	1,592	1,966	-	-	44,244
REET I Capital Fund	400	-	-	-	-	-	-	-	400
REET II Capital Fund	437	8	-	-	-	-	-	-	444
School Safety Traffic and Pedestrian Improvement Fund	3	(3)	-	-	-	-	-	-	-
Transportation Benefit District Fund	5,632	1,421	1,293	1,325	1,358	-	-	-	11,029
Transportation Fund	10,737	16,953	600	1,000	14,000	400	-	-	43,690
Total:	70,256	23,971	5,251	6,356	16,950	2,366	-	-	125,151
Unsecured Funding:	LTD Actuals	2020 Revised	2021	2022	2023	2024	2025	2026	Total
To Be Determined	-	-	-	-	-	191	9,227	9,829	19,247
Total:	-	-	-	-	-	191	9,227	9,829	19,247

Unsecured Funding Strategy: SDOT will evaluate deliverables, prioritize and scale projects to the extent feasible, and continue to pursue grant and partnership opportunities to resolve potential funding deficits. Funding for this program beyond 2024 is dependent upon a future voter approved levy.

O&M Impacts: SDOT has individual project budgets for the maintenance of painted markings, signage, signals, bridges and roadway structures, urban forestry, and sidewalks and pavement; these budgets are constrained by the availability of transportation specific and general funds. The SDOT Asset Management website (<https://www.seattle.gov/transportation/about-sdot/asset-management>) provides unconstrained operational cost forecasting by asset type, typical lifecycle and average maintenance cost ranges.

¹Funds are appropriated through the Adopted Budget at the Budget Summary Level. All Amounts shown above are in thousands of dollars

Bike Master Plan - Urban Trails and Bikeways

Project No:	MC-TR-C060	BSL Code:	BC-TR-19001
Project Type:	Ongoing	BSL Name:	Major Maintenance/Replacement
Project Category:	Improved Facility	Location:	Multiple
Current Project Stage:	N/A	Council District:	Multiple
Start/End Date:	N/A	Neighborhood District:	Multiple
Total Project Cost:	N/A	Urban Village:	Multiple

This program supports the City's Urban Trails and Bikeways. Activities include spot improvements, bike facility safety improvements, bike parking, education & outreach as well as planning & research.

Resources	LTD Actuals	2020 Revised	2021	2022	2023	2024	2025	2026	Total
Transportation Funding Package - Lid Lift	93	13	-	-	-	-	-	-	106
Transportation Move Seattle Levy - Lid Lift	2,565	730	1,067	1,112	1,367	1,451	38	-	8,330
User Fees	295	9	-	-	-	-	-	-	304
Vehicle Licensing Fees	312	19	-	-	-	-	-	-	331
Total:	3,265	771	1,067	1,112	1,367	1,451	38	-	9,071
Fund Appropriations / Allocations ¹	LTD Actuals	2020 Revised	2021	2022	2023	2024	2025	2026	Total
Bridging The Gap Levy Fund	93	13	-	-	-	-	-	-	106
Move Seattle Levy Fund	2,569	727	1,067	1,112	1,367	1,451	38	-	8,330
Transportation Benefit District Fund	308	23	-	-	-	-	-	-	331
Transportation Fund	295	9	-	-	-	-	-	-	304
Total:	3,265	771	1,067	1,112	1,367	1,451	38	-	9,071
Unsecured Funding:	LTD Actuals	2020 Revised	2021	2022	2023	2024	2025	2026	Total
To Be Determined	-	-	-	-	-	-	1,074	1,326	2,400
Total:	-	-	-	-	-	-	1,074	1,326	2,400

Unsecured Funding Strategy: Funding for this program beyond 2024 is dependent upon a future voter approved levy.

O&M Impacts: This is a capital maintenance project that reduces the need for O&M by improving asset condition.

¹Funds are appropriated through the Adopted Budget at the Budget Summary Level. All Amounts shown above are in thousands of dollars

Bike Share Expansion

Project No:	MC-TR-C091	BSL Code:	BC-TR-19003
Project Type:	Discrete	BSL Name:	Mobility-Capital
Project Category:	New Facility	Location:	Citywide
Current Project Stage:	Stage 6 - Closeout	Council District:	Multiple
Start/End Date:	2016 - 2018	Neighborhood District:	Multiple
Total Project Cost:	\$2,174	Urban Village:	Multiple

This project was created to expand the Pronto bikeshare system. The Pronto bikeshare system was deactivated by the City in March of 2017, but this CIP project remains active due to the continued activity of closing out the system.

Resources	LTD Actuals	2020 Revised	2021	2022	2023	2024	2025	2026	Total
Street Use Fees	-	224	-	-	-	-	-	-	224
User Fees	1,674	276	-	-	-	-	-	-	1,950
Total:	1,674	500	-	-	-	-	-	-	2,174
Fund Appropriations / Allocations ¹	LTD Actuals	2020 Revised	2021	2022	2023	2024	2025	2026	Total
Transportation Fund	1,674	500	-	-	-	-	-	-	2,174
Total:	1,674	500	-	-	-	-	-	-	2,174

O&M Impacts: Not applicable - does not create new assets.

¹Funds are appropriated through the Adopted Budget at the Budget Summary Level. All Amounts shown above are in thousands of dollars

Bridge Load Rating

Project No:	MC-TR-C006	BSL Code:	BC-TR-19001
Project Type:	Ongoing	BSL Name:	Major Maintenance/Replacement
Project Category:	Rehabilitation or Restoration	Location:	Citywide
Current Project Stage:	N/A	Council District:	Multiple
Start/End Date:	N/A	Neighborhood District:	Multiple
Total Project Cost:	N/A	Urban Village:	Multiple

This program rates bridges for safe load-carry capacity as part of a federally mandated program. The work on this project, performed by both City staff and consultants, ensures public safety. Due to new load rating standards issued by the FHA on November 13, 2013 for Specialized Hauling Vehicles (SHV), additional funding was added to the program as part of the 2015-2020 Proposed CIP. The requested funding needed to meet these new standards was provided in 2019; however, shortly after signing the FAST ACT in 2015, FHWA submitted a 2016 memo that required bridge load ratings to consider Emergency Vehicles if they are at least one road-mile access to and from the National Network of highways. The program is currently assessing whether additional funding beyond 2021 will be needed to meet this mandate.

Resources	LTD Actuals	2020 Revised	2021	2022	2023	2024	2025	2026	Total
Commercial Parking Tax	300	-	-	-	-	-	-	-	300
General Fund	302	-	-	-	-	-	-	-	302
Interdepartmental Transfer	-	-	-	-	-	-	-	-	1
Real Estate Excise Tax II	1,142	-	-	430	346	273	-	-	2,191
State Gas Taxes - City Street Fund	3,588	1,734	-	-	-	-	366	-	5,688
Street Vacations - SVF	-	-	1,036	658	-	-	-	-	1,694
Vehicle Licensing Fees	200	-	-	-	-	-	-	-	200
Total:	5,533	1,734	1,036	1,088	346	273	366	-	10,376
Fund Appropriations / Allocations¹	LTD Actuals	2020 Revised	2021	2022	2023	2024	2025	2026	Total
General Fund	302	-	-	-	-	-	-	-	302
REET II Capital Fund	1,169	(27)	-	430	346	273	-	-	2,191
Transportation Benefit District Fund	200	-	-	-	-	-	-	-	200
Transportation Fund	3,861	1,761	1,036	658	-	-	366	-	7,683
Total:	5,533	1,734	1,036	1,088	346	273	366	-	10,376
Unsecured Funding:	LTD Actuals	2020 Revised	2021	2022	2023	2024	2025	2026	Total
To Be Determined	-	-	-	-	-	-	-	377	377
Total:	-	-	-	-	-	-	-	377	377

O&M Impacts: Not applicable - does not create new assets. Results of Bridge Load Rating studies may inform the need for future O&M.

¹Funds are appropriated through the Adopted Budget at the Budget Summary Level. All Amounts shown above are in thousands of dollars

Bridge Painting Program			
Project No:	MC-TR-C007	BSL Code:	BC-TR-19001
Project Type:	Ongoing	BSL Name:	Major Maintenance/Replacement
Project Category:	Rehabilitation or Restoration	Location:	Citywide
Current Project Stage:	N/A	Council District:	Citywide, Multiple
Start/End Date:	N/A	Neighborhood District:	Multiple
Total Project Cost:	N/A	Urban Village:	Not in an Urban Village

This ongoing asset preservation program provides for the periodic painting of the City's steel structures that are maintained by the Roadway Structures Division. The painting cycle is initially determined by applying Federal Highway Administration standards for coating life and is supplemented by annual physical inspections to assess the rate of deterioration.

Resources	LTD Actuals	2020 Revised	2021	2022	2023	2024	2025	2026	Total
Commercial Parking Tax	25	-	-	-	-	-	-	-	25
Federal Grant Funds	180	-	-	-	-	-	-	-	180
General Fund	1,189	-	-	-	-	-	-	-	1,189
King County Funds	10	-	-	-	-	-	-	-	10
Real Estate Excise Tax I	141	-	-	-	-	-	-	-	141
Real Estate Excise Tax II	26,536	8,470	2,135	2,134	1,135	1,935	2,135	1,200	45,680
Rubble Yard Proceeds	300	-	-	-	-	-	-	-	300
South Lake Union Property Sale Proceeds	91	-	-	-	-	-	-	-	91
State Gas Taxes - City Street Fund	599	-	-	-	-	-	-	-	599
Total:	29,071	8,470	2,135	2,134	1,135	1,935	2,135	1,200	48,215
Fund Appropriations / Allocations ¹	LTD Actuals	2020 Revised	2021	2022	2023	2024	2025	2026	Total
General Fund	1,189	-	-	-	-	-	-	-	1,189
REET I Capital Fund	141	-	-	-	-	-	-	-	141
REET II Capital Fund	26,505	8,501	2,135	2,134	1,135	1,935	2,135	1,200	45,680
Transportation Fund	1,236	(31)	-	-	-	-	-	-	1,205
Total:	29,071	8,470	2,135	2,134	1,135	1,935	2,135	1,200	48,215
Unsecured Funding:	LTD Actuals	2020 Revised	2021	2022	2023	2024	2025	2026	Total
To Be Determined	-	-	-	-	-	-	-	2,235	2,235
Total:	-	-	-	-	-	-	-	2,235	2,235

O&M Impacts: This is a capital maintenance project that reduces the need for O&M by improving asset condition.

Bridge Rehabilitation and Replacement

Project No:	MC-TR-C045	BSL Code:	BC-TR-19001
Project Type:	Ongoing	BSL Name:	Major Maintenance/Replacement
Project Category:	Rehabilitation or Restoration	Location:	Fairview Ave E between E. Blaine St and Fairview A
Current Project Stage:	N/A	Council District:	Multiple
Start/End Date:	N/A	Neighborhood District:	Lake Union
Total Project Cost:	N/A	Urban Village:	South Lake Union

This asset preservation program addresses major bridge rehabilitation or replacement projects. The only outstanding project in this program is the Fairview Ave Bridge Replacement Project. The project is going in construction Fall of 2019 and is anticipated to be completed by mid-2021.

Resources	LTD Actuals	2020 Revised	2021	2022	2023	2024	2025	2026	Total
City Light Fund Revenues	2,876	25	-	-	-	-	-	-	2,901
Commercial Parking Tax	2,647	-	-	-	-	-	-	-	2,647
Drainage and Wastewater Rates	207	581	-	-	-	-	-	-	788
Federal Grant Funds	17,201	4,435	-	-	-	-	-	-	21,636
General Fund	11	-	-	-	-	-	-	-	11
Interdepartmental Transfer	-	-	-	-	-	-	-	-	-
King County Funds	538	2	-	-	-	-	-	-	540
LTGO Bond Proceeds	57,089	1,327	-	-	-	-	-	-	58,416
Miscellaneous Grants or Donations	-	-	-	-	-	-	-	-	-
Private Funding/Donations	2,374	-	-	-	-	-	-	-	2,374
Public Works Trust Fund Proceeds	7,267	9,173	560	-	-	-	-	-	17,000
Real Estate Excise Tax II	320	-	-	-	-	-	-	-	320
State Gas Taxes - City Street Fund	20	-	-	-	-	-	-	-	20
State Grant Funds	5,500	217	470	-	-	-	-	-	6,187
Street Vacations - SVF	148	1,402	-	-	-	-	-	-	1,550
Transportation Funding Package - Business Transportation Tax	1,544	-	-	-	-	-	-	-	1,544
Transportation Funding Package - Lid Lift	2,783	160	-	-	-	-	-	-	2,943
Transportation Move Seattle Levy - Lid Lift	4,344	12,106	3,008	275	30	63	-	-	19,826
Water Rates	223	-	-	-	-	-	-	-	223
Total:	105,092	29,427	4,038	275	30	63	-	-	138,926

¹Funds are appropriated through the Adopted Budget at the Budget Summary Level. All Amounts shown above are in thousands of dollars

Fund Appropriations / Allocations¹	LTD Actuals	2020 Revised	2021	2022	2023	2024	2025	2026	Total
2008 Multipurpose LTGO Bond Fund	3,965	-	-	-	-	-	-	-	3,965
2009 Multipurpose LTGO Bond Fund	14,341	-	-	-	-	-	-	-	14,341
2010 Multipurpose LTGO Bond Fund	30,464	-	-	-	-	-	-	-	30,464
2011 Multipurpose LTGO Bond Fund	2,748	-	-	-	-	-	-	-	2,748
2015 Multipurpose LTGO Bond Fund	4,492	33	-	-	-	-	-	-	4,525
2017 Multipurpose LTGO Bond Fund	1,078	1,296	-	-	-	-	-	-	2,374
Bridging The Gap Levy Fund	2,783	160	-	-	-	-	-	-	2,943
General Fund	11	-	-	-	-	-	-	-	11
Move Seattle Levy Fund	4,344	12,106	3,008	275	30	63	-	-	19,826
REET II Capital Fund	320	-	-	-	-	-	-	-	320
Transportation Fund	40,546	15,833	1,030	-	-	-	-	-	57,409
Total:	105,092	29,427	4,038	275	30	63	-	-	138,926
Unsecured Funding:	LTD Actuals	2020 Revised	2021	2022	2023	2024	2025	2026	Total
To Be Determined	-	-	-	-	-	-	-	32	32
Total:	-	-	-	-	-	-	-	32	32

O&M Impacts: This is a capital maintenance project that reduces the need for O&M by improving asset condition.

¹Funds are appropriated through the Adopted Budget at the Budget Summary Level. All Amounts shown above are in thousands of dollars

Bridge Rehabilitation and Replacement Phase II

Project No:	MC-TR-C039	BSL Code:	BC-TR-19001
Project Type:	Ongoing	BSL Name:	Major Maintenance/Replacement
Project Category:	Rehabilitation or Restoration	Location:	Citywide
Current Project Stage:	N/A	Council District:	Multiple
Start/End Date:	N/A	Neighborhood District:	Multiple
Total Project Cost:	N/A	Urban Village:	Multiple

This asset preservation program funds major bridge rehabilitation or bridge replacement. The current program, funded by the Levy to Move Seattle, is focused on planning studies. The objective of these bridge planning studies is to identify if the bridge should be rehabilitated or replaced and provided planning level costs to allow for the City and the Program Owner to develop a funding plan for the future rehabilitation or replacement of these bridges.

Resources	LTD Actuals	2020 Revised	2021	2022	2023	2024	2025	2026	Total
Commercial Parking Tax	149	104	-	-	-	-	-	-	253
Federal Grant Funds	1,559	548	-	-	-	-	-	-	2,108
LTGO Bond Proceeds	685	248	-	-	-	-	-	-	933
Real Estate Excise Tax I	49	73	-	-	-	-	-	-	122
Real Estate Excise Tax II	139	642	-	-	-	-	500	500	1,781
Street Vacations - SVF	-	186	-	-	-	-	-	-	186
Transportation Move Seattle Levy - Lid Lift	4,105	6,649	-	-	-	2,923	-	-	13,678
Total:	6,686	8,451	-	-	-	2,923	500	500	19,060
Fund Appropriations / Allocations¹	LTD Actuals	2020 Revised	2021	2022	2023	2024	2025	2026	Total
2011 Multipurpose LTGO Bond Fund	315	9	-	-	-	-	-	-	324
2015 Multipurpose LTGO Bond Fund	370	239	-	-	-	-	-	-	609
Move Seattle Levy Fund	4,104	6,651	-	-	-	2,923	-	-	13,678
REET I Capital Fund	49	73	-	-	-	-	-	-	122
REET II Capital Fund	139	642	-	-	-	-	500	500	1,781
Transportation Fund	1,710	836	-	-	-	-	-	-	2,546
Total:	6,686	8,451	-	-	-	2,923	500	500	19,060

O&M Impacts: This is a capital maintenance project that reduces the need for O&M by improving asset condition.

¹Funds are appropriated through the Adopted Budget at the Budget Summary Level. All Amounts shown above are in thousands of dollars

Bridge Seismic - Phase III

Project No:	MC-TR-C008	BSL Code:	BC-TR-19001
Project Type:	Ongoing	BSL Name:	Major Maintenance/Replacement
Project Category:	Rehabilitation or Restoration	Location:	Citywide
Current Project Stage:	N/A	Council District:	Multiple
Start/End Date:	N/A	Neighborhood District:	Multiple
Total Project Cost:	N/A	Urban Village:	Not in an Urban Village

The program prioritizes and implements seismic retrofits to bridges based seismic vulnerability. Concept level analysis and evaluation is performed to develop a retrofit strategy and cost estimate. As funding allows, retrofit design and construction phases are implemented. If full funding is not available, seismic retrofits are scaled to the appropriate funding level that would still provide improvements in the seismic resiliency to the bridge structure. As part of the evaluation process a cost-benefit assessment is made to determine if replacing the structure is a more appropriate course of action then seismically retrofitting the structure. 16 bridges are part of the current phase of the program which is funded by the Levy to Move Seattle.

Resources	LTD Actuals	2020 Revised	2021	2022	2023	2024	2025	2026	Total
Commercial Parking Tax	-	130	-	-	-	-	-	-	130
Federal Grant Funds	1,481	3,303	-	-	-	-	-	-	4,785
LTGO Bond Proceeds	525	-	-	-	-	-	-	-	525
Street Vacations - SVF	664	630	-	-	-	-	-	-	1,294
Transportation Funding Package - Lid Lift	97	-	-	-	-	-	-	-	97
Transportation Move Seattle Levy - Lid Lift	9,868	21,584	6,480	5,205	14,204	10,966	-	-	68,307
Total:	12,635	25,647	6,480	5,205	14,204	10,966	-	-	75,137
Fund Appropriations / Allocations¹	LTD Actuals	2020 Revised	2021	2022	2023	2024	2025	2026	Total
2011 Multipurpose LTGO Bond Fund	525	-	-	-	-	-	-	-	525
Bridging The Gap Levy Fund	97	-	-	-	-	-	-	-	97
Move Seattle Levy Fund	9,868	21,584	6,480	5,205	14,204	10,966	-	-	68,307
Transportation Fund	2,145	4,063	-	-	-	-	-	-	6,208
Total:	12,635	25,647	6,480	5,205	14,204	10,966	-	-	75,137
Unsecured Funding:	LTD Actuals	2020 Revised	2021	2022	2023	2024	2025	2026	Total
To Be Determined	-	-	-	-	-	725	5,952	6,130	12,806
Total:	-	-	-	-	-	725	5,952	6,130	12,806

Unsecured Funding Strategy: SDOT will evaluate deliverables, prioritize and scale projects to the extent feasible, and continue to pursue grant and partnership opportunities to resolve potential funding deficits. Funding for this program beyond 2024 is dependent upon a future voter approved levy.

O&M Impacts: Not applicable - does not create new assets.

BRT Concepts Design

Project No:	MC-TR-C010	BSL Code:	BC-TR-19003
Project Type:	Discrete	BSL Name:	Mobility-Capital
Project Category:	Improved Facility	Location:	Citywide
Current Project Stage:	Stage 2 - Initiation, Project Definition, & Planning	Council District:	Multiple
Start/End Date:	2016 - 2021	Neighborhood District:	Multiple
Total Project Cost:	\$2,091	Urban Village:	Multiple

This project will advance the concept designs for Seattle's RapidRide and Transit-Plus Multimodal Corridor Expansion program. In order to deliver the corridor improvements, this work includes assessment and development of corridor design, detailed line and network ridership forecasting, capital cost estimates, traffic and environmental analysis, modal integration, and funding plans.

Resources	LTD Actuals	2020 Revised	2021	2022	2023	2024	2025	2026	Total
Transportation Move Seattle Levy - Lid Lift	1,451	400	239	-	-	-	-	-	2,091
Total:	1,451	400	239	-	-	-	-	-	2,091
Fund Appropriations / Allocations ¹	LTD Actuals	2020 Revised	2021	2022	2023	2024	2025	2026	Total
Move Seattle Levy Fund	1,451	400	239	-	-	-	-	-	2,091
Total:	1,451	400	239	-	-	-	-	-	2,091

O&M Impacts: Not applicable - does not create new assets.

¹Funds are appropriated through the Adopted Budget at the Budget Summary Level. All Amounts shown above are in thousands of dollars

Burke Gilman Trail Improvements - UW Campus

Project No:	MC-TR-C086	BSL Code:	BC-TR-19003
Project Type:	Discrete	BSL Name:	Mobility-Capital
Project Category:	Improved Facility	Location:	Multiple
Current Project Stage:	Stage 6 - Closeout	Council District:	Council District 4
Start/End Date:	2017 - 2019	Neighborhood District:	Northeast
Total Project Cost:	\$750	Urban Village:	University District

The project will implement spot improvements to the Burke-Gilman Trail north of the campus including pavement repair and crossing upgrades. If needed, a portion of the funding will be available to help the University complete design of the second phase of upgrades to the campus portion of the trail.

Resources	LTD Actuals	2020 Revised	2021	2022	2023	2024	2025	2026	Total
Commercial Parking Tax	25	725	-	-	-	-	-	-	750
Total:	25	725	-	-	-	-	-	-	750
Fund Appropriations / Allocations¹	LTD Actuals	2020 Revised	2021	2022	2023	2024	2025	2026	Total
Transportation Fund	25	725	-	-	-	-	-	-	750
Total:	25	725	-	-	-	-	-	-	750

O&M Impacts: This is a capital maintenance project that reduces the need for O&M by bringing assets to a new or like new condition.

Burke-Gilman Trail Extension

Project No:	MC-TR-C044	BSL Code:	BC-TR-19003
Project Type:	Discrete	BSL Name:	Mobility-Capital
Project Category:	New Facility	Location:	Various
Current Project Stage:	Stage 5 - Construction	Council District:	Council District 6
Start/End Date:	1995 - 2022	Neighborhood District:	Ballard
Total Project Cost:	\$37,172	Urban Village:	Ballard

This project extends the Burke-Gilman Trail from its current terminus at Eighth Avenue NW to Golden Gardens Park. The segment from Eighth Avenue NW to 11th Avenue NW was constructed in 2001. The Ballard Locks to NW 60th Street segment was constructed in 2005. The NW 60th Street to Golden Gardens segment was constructed in 2008. The "Missing Link" segment from 11th Avenue NW to the Ballard Locks was planned for construction in 2011 and 2012 but has been delayed due to ongoing litigation. Project completion is anticipated in 2024.

Resources	LTD Actuals	2020 Revised	2021	2022	2023	2024	2025	2026	Total
City Light Fund Revenues	906	1,308	-	-	-	-	-	-	2,214
Commercial Parking Tax	710	(9)	-	-	-	-	-	-	701
Drainage and Wastewater Rates	422	110	-	-	-	-	-	-	531
Federal Grant Funds	4,938	-	-	-	-	-	-	-	4,938
General Fund	672	-	-	-	-	-	-	-	672
King County Funds	2,173	346	-	-	-	-	-	-	2,519
King County Voter-Approved Levy	635	-	-	-	-	-	-	-	635
LTGO Bond Proceeds	1,118	-	-	-	-	-	-	-	1,118
Private Funding/Donations	880	234	-	-	-	-	-	-	1,114
Real Estate Excise Tax II	1,723	-	-	-	-	-	-	-	1,723
State Gas Taxes - City Street Fund	918	-	-	-	-	-	-	-	918
Street Vacations - SVF	150	1,200	-	-	-	-	-	-	1,350
Surplus Property Sales	850	549	-	-	-	-	-	-	1,399
Trail and Open Space Levy	4,154	66	-	-	-	-	-	-	4,219
Transportation Funding Package - Business Transportation Tax	458	-	-	-	-	-	-	-	458
Transportation Funding Package - Lid Lift	2,548	-	-	-	-	-	-	-	2,548
Transportation Move Seattle Levy - Lid Lift	2,595	3,375	250	2,029	-	-	-	-	8,248
Vehicle Licensing Fees	1,643	-	-	-	-	-	-	-	1,643
Water Rates	224	-	-	-	-	-	-	-	224
Total:	27,716	7,177	250	2,029	-	-	-	-	37,172

¹Funds are appropriated through the Adopted Budget at the Budget Summary Level. All Amounts shown above are in thousands of dollars

Fund Appropriations / Allocations¹	LTD Actuals	2020 Revised	2021	2022	2023	2024	2025	2026	Total
2000 Parks Levy Fund	557	66	-	-	-	-	-	-	622
2008 Parks Levy Fund	3,597	-	-	-	-	-	-	-	3,597
2009 Multipurpose LTGO Bond Fund	734	-	-	-	-	-	-	-	734
Bridging The Gap Levy Fund	2,548	-	-	-	-	-	-	-	2,548
General Fund	672	-	-	-	-	-	-	-	672
Move Seattle Levy Fund	2,595	3,375	250	2,029	-	-	-	-	8,248
REET II Capital Fund	1,723	-	-	-	-	-	-	-	1,723
Transportation Benefit District Fund	1,643	-	-	-	-	-	-	-	1,643
Transportation Bond Fund	384	-	-	-	-	-	-	-	384
Transportation Fund	12,628	3,737	-	-	-	-	-	-	16,365
Unrestricted Cumulative Reserve Fund	635	-	-	-	-	-	-	-	635
Total:	27,716	7,177	250	2,029	-	-	-	-	37,172

O&M Impacts: SDOT has individual project budgets for the maintenance of painted markings, signage, signals, bridges and roadway structures, urban forestry, and sidewalks and pavement; these budgets are constrained by the availability of transportation specific and general funds. The SDOT Asset Management website (<https://www.seattle.gov/transportation/about-sdot/asset-management>) provides unconstrained operational cost forecasting by asset type, typical lifecycle and average maintenance cost ranges.

¹Funds are appropriated through the Adopted Budget at the Budget Summary Level. All Amounts shown above are in thousands of dollars

Center City Gateway and South Michigan Street Intelligent Transportation Systems (ITS)

Project No:	MC-TR-C012	BSL Code:	BC-TR-19003
Project Type:	Discrete	BSL Name:	Mobility-Capital
Project Category:	Improved Facility	Location:	S Spokane ST/Western Ave/E Marginal Way/Stewart
Current Project Stage:	Stage 3 - Design	Council District:	Multiple
Start/End Date:	2015 - 2022	Neighborhood District:	Greater Duwamish
Total Project Cost:	\$15,210	Urban Village:	Not in an Urban Village

The project will install traffic cameras, upgraded signals, vehicle detection devices and fiber communication in the Center City Gateway ITS and South Michigan Street ITS projects. The project will also construct an ITS corridor along Denny Way between Western Ave and Stewart including traffic signal modifications and closed-circuit television cameras, a dynamic message sign and ADA compliant ramps. A robust and reliable Intelligent Transportation System ensures that all modes of transportation can move through the City in a safe and sustainable manner.

Resources	LTD Actuals	2020 Revised	2021	2022	2023	2024	2025	2026	Total
Developer Mitigation	764	624	-	-	-	-	-	-	1,388
Federal Grant Funds	3,071	3,036	-	-	-	-	-	-	6,107
Interdepartmental Transfer	-	-	-	-	-	-	-	-	-
Miscellaneous Grants or Donations	-	-	-	-	-	-	-	-	-
Street Vacations - SVF	1,263	37	-	-	-	-	-	-	1,300
Transportation Move Seattle Levy - Lid Lift	474	5	5,937	-	-	-	-	-	6,415
Total:	5,572	3,702	5,936	-	-	-	-	-	15,210
Fund Appropriations / Allocations¹	LTD Actuals	2020 Revised	2021	2022	2023	2024	2025	2026	Total
Move Seattle Levy Fund	474	5	1,122	-	-	-	-	-	1,600
Transportation Fund	5,099	3,697	4,815	-	-	-	-	-	13,610
Total:	5,572	3,702	5,936	-	-	-	-	-	15,210

O&M Impacts: SDOT has individual project budgets for the maintenance of painted markings, signage, signals, bridges and roadway structures, urban forestry, and sidewalks and pavement; these budgets are constrained by the availability of transportation specific and general funds. The SDOT Asset Management website (<https://www.seattle.gov/transportation/about-sdot/asset-management>) provides unconstrained operational cost forecasting by asset type, typical lifecycle and average maintenance cost ranges.

¹Funds are appropriated through the Adopted Budget at the Budget Summary Level. All Amounts shown above are in thousands of dollars

Center City Streetcar Connector

Project No:	MC-TR-C040	BSL Code:	BC-TR-19003
Project Type:	Discrete	BSL Name:	Mobility-Capital
Project Category:	New Facility	Location:	Various
Current Project Stage:	Stage 3 - Design	Council District:	Council District 7
Start/End Date:	2012 - 2026	Neighborhood District:	Multiple
Total Project Cost:	\$237,369	Urban Village:	Multiple

The Center City Connector is a 1.27-mile segment of the Seattle Streetcar that will link the South Lake Union and First Hill Streetcar lines, creating a system that will connect over a dozen Seattle neighborhoods in Seattle's Center City. The project includes procurement of up to ten additional streetcars and design and construction of track and guideway; station shelters and platforms; overhead contact system; traction power substation; storage facility expansion; roadway and drainage; ADA curb ramps; curb space management; and urban streetscape.

An interfund loan of \$9,000,000 was passed in August 2019, allowing the project to progress to 30% design. In June 2020, the project was paused as part of the Citywide effort to mitigate revenue losses due to Covid-19

The project was put on indefinite pause in July 2020 in response to Citywide budget shortfalls caused by Covid-19

Resources	LTD Actuals	2020 Revised	2021	2022	2023	2024	2025	2026	Total
City Light Fund Revenues	805	4,447	-	-	-	-	-	-	5,251
Commercial Parking Tax	784	(284)	-	-	-	-	-	-	500
Drainage and Wastewater Rates	2,393	3,122	-	-	8,000	2,500	391	-	16,406
Federal Grant Funds	13,720	20,228	-	-	19,949	18,598	10,705	-	83,200
Interfund Loan	-	1,000	-	-	-	-	-	-	1,000
LTGO Bond Proceeds	4,701	-	-	-	-	-	-	-	4,701
Street Vacations - CRSU	1,500	-	-	-	-	-	-	-	1,500
Street Vacations - SVF	100	-	-	-	-	-	-	-	100
Surplus Property Sales	2,450	-	-	-	-	-	-	-	2,450
Transportation Funding Package - Lid Lift	1,375	-	-	-	-	-	-	-	1,375
Vehicle Licensing Fees	3,968	-	-	-	-	-	-	-	3,968
Water Rates	13,694	(483)	-	-	8,000	2,500	400	-	24,111
Total:	45,490	28,029	-	-	35,949	23,598	11,496	-	144,563
Fund Appropriations / Allocations¹	LTD Actuals	2020 Revised	2021	2022	2023	2024	2025	2026	Total
2017 Multipurpose LTGO Bond Fund	4,701	-	-	-	-	-	-	-	4,701
Bridging The Gap Levy Fund	1,375	-	-	-	-	-	-	-	1,375
Transportation Benefit District Fund	3,968	-	-	-	-	-	-	-	3,968
Transportation Fund	33,946	28,029	-	-	35,949	23,598	11,496	-	133,018
Unrestricted Cumulative Reserve Fund	1,500	-	-	-	-	-	-	-	1,500
Total:	45,490	28,029	-	-	35,949	23,598	11,496	-	144,563
Unsecured Funding:	LTD Actuals	2020 Revised	2021	2022	2023	2024	2025	2026	Total
To Be Determined	-	-	-	-	36,000	41,800	15,006	-	92,806
Total:	-	-	-	-	36,000	41,800	15,006	-	92,806

Unsecured Funding Strategy: SDOT will continue to work with the Mayor's office and City Council to determine the future of the project.

O&M Impacts: The Center City Connector would combine the two existing lines into a single Streetcar network. SDOT is currently working in collaboration with King County Metro on an operation plan for a single line. We expect to have an estimate of annual operating costs when the Center City Connector project reaches 30% design.

¹Funds are appropriated through the Adopted Budget at the Budget Summary Level. All Amounts shown above are in thousands of dollars

Debt Service - REET II

Project No:	MO-TR-D006	BSL Code:	BO-TR-18002
Project Type:	Debt Service	BSL Name:	General Expense
Project Category:	Rehabilitation or Restoration	Location:	N/A
Current Project Stage:	N/A	Council District:	Not Applicable
Start/End Date:	N/A	Neighborhood District:	Not in a Neighborhood District
Total Project Cost:		Urban Village:	Not in an Urban Village

The project funds REET debt service for portions of the following projects: Alaskan Way Viaduct/Seawall (MC-TR-C006), Alaskan Way Main Corridor (MC-TR-C072), West Seattle Bridge Immediate Response (MC-TR-C110), and Fremont Bridge Approaches (TC365790, no new Project ID because project completed prior to 2018).

Resources	LTD Actuals	2020 Revised	2021	2022	2023	2024	2025	2026	Total
Real Estate Excise Tax II	-	815	5,008	11,302	13,510	13,323	13,322	12,866	70,147
Total:	-	815	5,008	11,302	13,510	13,323	13,322	12,866	70,147

Fund Appropriations / Allocations ¹	LTD Actuals	2020 Revised	2021	2022	2023	2024	2025	2026	Total
REET II Capital Fund	-	815	5,008	11,302	13,510	13,323	13,322	12,866	70,147
Total:	-	815	5,008	11,302	13,510	13,323	13,322	12,866	70,147

O&M Impacts:

Delridge Way SW - RapidRide H Line

Project No:	MC-TR-C042	BSL Code:	BC-TR-19003
Project Type:	Discrete	BSL Name:	Mobility-Capital
Project Category:	Improved Facility	Location:	Delridge AVE
Current Project Stage:	Stage 5 - Construction	Council District:	Council District 1
Start/End Date:	2016 - 2021	Neighborhood District:	Delridge
Total Project Cost:	\$51,116	Urban Village:	Not in an Urban Village

This project improves pavement conditions, enhances safety, and improves traffic operation for all modes. The project will add transit lanes and improve transit speed and reliability. It includes protected bike lanes, sidewalk improvements, and amenities for walkers and transit riders along the corridor. It will streamline traffic operations and improve Multimodal connections between transit, freight, pedestrians and general-purpose vehicles.

Resources	LTD Actuals	2020 Revised	2021	2022	2023	2024	2025	2026	Total
City Light Fund Revenues	161	3,439	4,500	3,479	-	-	-	-	11,579
Drainage and Wastewater Rates	196	1,304	-	-	-	-	-	-	1,500
King County Funds	-	7,200	5,000	1,800	-	-	-	-	14,000
State Grant Funds	2,685	3,915	2,899	999	-	-	-	-	10,498
Transportation Move Seattle Levy - Lid Lift	2,536	3,098	1,297	2,569	-	-	-	-	9,499
Vehicle Licensing Fees	300	-	-	-	-	-	-	-	300
Water Rates	224	(224)	2,000	1,740	-	-	-	-	3,740
Total:	6,101	18,733	15,696	10,587	-	-	-	-	51,116
Fund Appropriations / Allocations¹	LTD Actuals	2020 Revised	2021	2022	2023	2024	2025	2026	Total
Move Seattle Levy Fund	2,536	3,098	1,297	2,569	-	-	-	-	9,499
Transportation Benefit District Fund	300	-	-	-	-	-	-	-	300
Transportation Fund	3,266	15,635	14,399	8,018	-	-	-	-	41,317
Total:	6,101	18,733	15,696	10,587	-	-	-	-	51,116

O&M Impacts: SDOT has individual project budgets for the maintenance of painted markings, signage, signals, bridges and roadway structures, urban forestry, and sidewalks and pavement; these budgets are constrained by the availability of transportation specific and general funds. The SDOT Asset Management website (<https://www.seattle.gov/transportation/about-sdot/asset-management>) provides unconstrained operational cost forecasting by asset type, typical lifecycle and average maintenance cost ranges.

¹Funds are appropriated through the Adopted Budget at the Budget Summary Level. All Amounts shown above are in thousands of dollars

Elliott Bay Seawall Project

Project No:	MC-TR-C014	BSL Code:	BC-TR-19002
Project Type:	Discrete	BSL Name:	Major Projects
Project Category:	Rehabilitation or Restoration	Location:	Alaskan WAY
Current Project Stage:	Stage 6 - Closeout	Council District:	Council District 7
Start/End Date:	2013 - 2017	Neighborhood District:	Downtown
Total Project Cost:	\$369,408	Urban Village:	Multiple

This project, created in 2013, is a critical public safety project to replace the existing seawall from S. Washington Street to Virginia Street with a structure that meets current safety and design standards. The project will also improve the nearshore ecosystem of Elliott Bay and provide opportunities for recreation and shoreline access. Costs incurred prior to 2013 are included in the Alaskan Way Viaduct Replacement project (MC-TR-C066).

Resources	LTD Actuals	2020 Revised	2021	2022	2023	2024	2025	2026	Total
Commercial Parking Tax	2,750	-	-	-	-	-	-	-	2,750
King County Funds	20,750	-	-	-	-	-	-	-	20,750
LTGO Bond Proceeds	40,077	457	-	-	-	-	-	-	40,534
Parking Garage Disposition Proceeds	9,312	-	-	-	-	-	-	-	9,312
Private Funding/Donations	-	900	-	-	-	-	-	-	900
Real Estate Excise Tax II	13,589	451	-	-	-	-	-	-	14,041
Seawall Levy	281,037	34	-	-	-	-	-	-	281,071
State Gas Taxes - City Street Fund	-	41	-	-	-	-	-	-	41
User Fees	10	-	-	-	-	-	-	-	10
Total:	367,525	1,883	-	-	-	-	-	-	369,408
Fund Appropriations / Allocations¹	LTD Actuals	2020 Revised	2021	2022	2023	2024	2025	2026	Total
2012 Multipurpose LTGO Bond Fund	2,800	-	-	-	-	-	-	-	2,800
2016 Multipurpose LTGO Bond Fund	8,727	14	-	-	-	-	-	-	8,741
2017 Multipurpose LTGO Bond Fund	27,187	1	-	-	-	-	-	-	27,188
2018 Multipurpose LTGO Bond Fund	302	-	-	-	-	-	-	-	302
2019 Multipurpose LTGO Bond Fund	1,061	441	-	-	-	-	-	-	1,502
Alaskan Way Seawall	791	34	-	-	-	-	-	-	825
Alaskan Way Seawall Const Fund	280,246	-	-	-	-	-	-	-	280,246
Garage Disposition Proceeds	9,312	1	-	-	-	-	-	-	9,313
REET II Capital Fund	13,589	451	-	-	-	-	-	-	14,041
Transportation Fund	23,510	941	-	-	-	-	-	-	24,451
Total:	367,525	1,883	-	-	-	-	-	-	369,408

O&M Impacts: SDOT has a capital project for the maintenance of the Elliott Bay Seawall, which is constrained by the availability of transportation specific and general funds. The SDOT Asset Management website (<https://www.seattle.gov/transportation/about-sdot/asset-management>) provides unconstrained operational cost forecasting by asset type, typical lifecycle and average maintenance cost ranges.

¹Funds are appropriated through the Adopted Budget at the Budget Summary Level. All Amounts shown above are in thousands of dollars

Fauntleroy Way SW Boulevard

Project No:	MC-TR-C046	BSL Code:	BC-TR-19003
Project Type:	Discrete	BSL Name:	Mobility-Capital
Project Category:	Improved Facility	Location:	Fauntleroy WAY SW/35th AVE SW/SW Alaska ST
Current Project Stage:	Stage 3 - Design	Council District:	Council District 1
Start/End Date:	2012 - 2022	Neighborhood District:	Southwest
Total Project Cost:	\$3,009	Urban Village:	West Seattle Junction

This project transforms Fauntleroy Way SW into a boulevard. The project elements include: a planted median, signature lighting fixtures, a protected bicycle facility, a pedestrian zone with sidewalks and planting areas including street trees, pedestrian lighting, potential stormwater infrastructure and art, as well as safety improvements for crossing movements for all modes. These safety improvements include bicycle and pedestrian crossings, signals, reconfigured intersections and bulbs, and pavement improvements. This project is on-hold pending Sound Transit decision on the West Seattle Extension alignment and does not have an expected Completion Date as a result.

Resources	LTD Actuals	2020 Revised	2021	2022	2023	2024	2025	2026	Total
Commercial Parking Tax	192	8	-	-	-	-	-	-	200
Real Estate Excise Tax I	71	-	-	-	-	-	-	-	71
Real Estate Excise Tax II	1,433	-	-	-	-	-	-	-	1,433
Rubble Yard Proceeds	250	-	-	-	-	-	-	-	250
Transportation Move Seattle Levy - Lid Lift	959	96	-	-	-	-	-	-	1,055
Total:	2,905	104	-	-	-	-	-	-	3,009
Fund Appropriations / Allocations ¹	LTD Actuals	2020 Revised	2021	2022	2023	2024	2025	2026	Total
Move Seattle Levy Fund	959	96	-	-	-	-	-	-	1,055
REET I Capital Fund	71	-	-	-	-	-	-	-	71
REET II Capital Fund	1,433	-	-	-	-	-	-	-	1,433
Transportation Fund	442	8	-	-	-	-	-	-	450
Total:	2,905	104	-	-	-	-	-	-	3,009

O&M Impacts: Not applicable - project is on hold.

¹Funds are appropriated through the Adopted Budget at the Budget Summary Level. All Amounts shown above are in thousands of dollars

First Hill Streetcar

Project No:	MC-TR-C075	BSL Code:	BC-TR-19002
Project Type:	Discrete	BSL Name:	Major Projects
Project Category:	New Facility	Location:	Various
Current Project Stage:	Stage 6 - Closeout	Council District:	Council District 7
Start/End Date:	2009 - 2019	Neighborhood District:	Multiple
Total Project Cost:	\$140,701	Urban Village:	Multiple

This project constructs a modern, low-floor streetcar system connecting First Hill employment centers to the regional Link light rail system, including but not limited to the International District/Chinatown Station and the Capitol Hill Station (at Broadway and John Street). The system will provide reliable, frequent service with headways of approximately 10 minutes during peak periods.

Resources	LTD Actuals	2020 Revised	2021	2022	2023	2024	2025	2026	Total
Commercial Parking Tax	2,544	12	-	-	-	-	-	-	2,556
Property Sales and Interest Earnings	4,698	-	-	-	-	-	-	-	4,698
Sound Transit Funds	132,181	-	-	-	-	-	-	-	132,181
Street Vacations - SVF	1,266	-	-	-	-	-	-	-	1,266
Total:	140,689	12	-	-	-	-	-	-	140,701
Fund Appropriations / Allocations¹	LTD Actuals	2020 Revised	2021	2022	2023	2024	2025	2026	Total
Transportation Fund	140,689	12	-	-	-	-	-	-	140,701
Total:	140,689	12	-	-	-	-	-	-	140,701

O&M Impacts: The First Hill Streetcar line opened in February 2016. For more information related to O&M impacts, please refer to Semi-Annual Streetcar Operations Reports.

¹Funds are appropriated through the Adopted Budget at the Budget Summary Level. All Amounts shown above are in thousands of dollars

Fortson Square Redesign Implementation

Project No:	MC-TR-C104	BSL Code:	BC-TR-19003
Project Type:	Discrete	BSL Name:	Mobility-Capital
Project Category:	Improved Facility	Location:	Yesler Way and 2nd Ave Ext S
Current Project Stage:	Stage 3 - Design	Council District:	Council District 7
Start/End Date:	2020 - 2021	Neighborhood District:	Downtown
Total Project Cost:	\$400	Urban Village:	Downtown

This project reconstructs Fortson Square to promote more public use of the right-of-way at this public plaza. The project would be coordinated with the adjoining Chief Seattle Club renovation.

Resources	LTD Actuals	2020 Revised	2021	2022	2023	2024	2025	2026	Total
Real Estate Excise Tax II	-	396	-	-	-	-	-	-	396
Transportation Network Company Revenue	-	4	-	-	-	-	-	-	4
Total:	-	400	-	-	-	-	-	-	400

Fund Appropriations / Allocations ¹	LTD Actuals	2020 Revised	2021	2022	2023	2024	2025	2026	Total
General Fund	-	4	-	-	-	-	-	-	4
REET II Capital Fund	-	396	-	-	-	-	-	-	396
Total:	-	400	-	-	-	-	-	-	400

O&M Impacts:

Freight Spot Improvement Program

Project No:	MC-TR-C047	BSL Code:	BC-TR-19003
Project Type:	Ongoing	BSL Name:	Mobility-Capital
Project Category:	Improved Facility	Location:	Citywide
Current Project Stage:	N/A	Council District:	Multiple
Start/End Date:	N/A	Neighborhood District:	Multiple
Total Project Cost:	N/A	Urban Village:	Multiple

This project includes small scale mobility improvements to the City's street system to improve connections between port facilities, railroad intermodal yards, industrial businesses, the regional highway system, and the first and last miles in the supply chain. Project types include turning radius adjustments, channelization changes, left-turn improvements, and signage to direct freight to destinations and alert drivers to steep grades or sharp turns.

Resources	LTD Actuals	2020 Revised	2021	2022	2023	2024	2025	2026	Total
Interdepartmental Transfer	-	-	1	-	-	-	-	-	1
Port of Seattle Funds	26	3,753	1,061	-	-	-	-	-	4,840
Real Estate Excise Tax II	127	-	-	-	-	-	-	-	127
Rubble Yard Proceeds	892	-	-	-	-	-	-	-	892
Seattle Voter-Approved Levy	514	-	-	-	-	-	-	-	514
Sound Transit Funds	-	80	-	-	-	-	-	-	80
State Gas Taxes - City Street Fund	1,505	(3)	-	-	-	-	-	-	1,502
State Grant Funds	11	139	-	-	-	-	-	-	150
Street Vacations - SVF	205	51	-	-	-	-	-	-	256
Transportation Move Seattle Levy - Lid Lift	5,132	907	1,713	1,636	1,930	1,514	-	-	12,832
Transportation Network Company Revenue	-	-	200	-	-	-	-	-	200
Total:	8,412	4,927	2,974	1,636	1,930	1,514	-	-	21,394
Fund Appropriations / Allocations¹	LTD Actuals	2020 Revised	2021	2022	2023	2024	2025	2026	Total
General Fund	-	-	200	-	-	-	-	-	200
Move Seattle Levy Fund	5,645	907	1,713	1,636	1,930	1,514	-	-	13,346
REET II Capital Fund	127	-	-	-	-	-	-	-	127
Transportation Fund	2,639	4,020	1,062	-	-	-	-	-	7,721
Total:	8,412	4,927	2,974	1,636	1,930	1,514	-	-	21,394
Unsecured Funding:	LTD Actuals	2020 Revised	2021	2022	2023	2024	2025	2026	Total
To Be Determined	-	-	-	-	-	-	1,500	1,622	3,122
Total:	-	-	-	-	-	-	1,500	1,622	3,122

Unsecured Funding Strategy: Funding for this program beyond 2024 is dependent upon a future voter approved levy.

O&M Impacts: This is a capital maintenance project that reduces the need for O&M by improving asset condition.

¹Funds are appropriated through the Adopted Budget at the Budget Summary Level. All Amounts shown above are in thousands of dollars

Georgetown to South Park Trail

Project No:	MC-TR-C096	BSL Code:	BC-TR-19003
Project Type:	Discrete	BSL Name:	Mobility-Capital
Project Category:	New Facility	Location:	Various
Current Project Stage:	Stage 2 - Initiation, Project Definition, & Planning	Council District:	Multiple
Start/End Date:	2018 - 2021	Neighborhood District:	Greater Duwamish
Total Project Cost:	\$2,400	Urban Village:	South Park

This project will create a walkable, bikeable path uniting the Georgetown and South Park neighborhoods. The path will enhance walkability between Georgetown and South Park's historic Main Streets. Funding covers preliminary engineering, design, and outreach.

Resources	LTD Actuals	2020 Revised	2021	2022	2023	2024	2025	2026	Total
Commercial Parking Tax	202	398	-	-	-	-	-	-	600
Total:	202	398	-	-	-	-	-	-	600
Fund Appropriations / Allocations ¹	LTD Actuals	2020 Revised	2021	2022	2023	2024	2025	2026	Total
Transportation Fund	202	398	-	-	-	-	-	-	600
Total:	202	398	-	-	-	-	-	-	600
Unsecured Funding:	LTD Actuals	2020 Revised	2021	2022	2023	2024	2025	2026	Total
To Be Determined	-	-	-	-	1,800	-	-	-	1,800
Total:	-	-	-	-	1,800	-	-	-	1,800

Unsecured Funding Strategy: Current funding provides for preliminary engineering, design and outreach. SDOT will evaluate the project for future funding opportunities following the preliminary planning and design phase.

O&M Impacts: SDOT has individual project budgets for the maintenance of painted markings, signage, signals, bridges and roadway structures, urban forestry, and sidewalks and pavement; these budgets are constrained by the availability of transportation specific and general funds. The SDOT Asset Management website (<https://www.seattle.gov/transportation/about-sdot/asset-management>) provides unconstrained operational cost forecasting by asset type, typical lifecycle and average maintenance cost ranges.

¹Funds are appropriated through the Adopted Budget at the Budget Summary Level. All Amounts shown above are in thousands of dollars

Graham Street Station

Project No:	MC-TR-C082	BSL Code:	BC-TR-19003
Project Type:	Discrete	BSL Name:	Mobility-Capital
Project Category:	Improved Facility	Location:	MLK between Graham and Morgan
Current Project Stage:	Stage 2 - Initiation, Project Definition, & Planning	Council District:	Council District 2
Start/End Date:	2016 - 2024	Neighborhood District:	Southeast
Total Project Cost:	\$10,000	Urban Village:	Columbia City

This project funds the City's portion of an infill light rail station on the Sound Transit Central Link line near Martin Luther King Jr. Way South at South Graham Street, between the existing Columbia City and Othello Stations. The station would be in the northern portion of the MLK at Holly St Residential Urban Village. Funding from the Move Seattle Levy package is used to leverage a future partnership with Sound Transit.

Resources	LTD Actuals	2020 Revised	2021	2022	2023	2024	2025	2026	Total
Transportation Move Seattle Levy - Lid Lift	-	5	-	-	-	-	-	-	5
Total:	-	5	-	-	-	-	-	-	5
Fund Appropriations / Allocations ¹	LTD Actuals	2020 Revised	2021	2022	2023	2024	2025	2026	Total
Move Seattle Levy Fund	-	5	-	-	-	-	-	-	5
Total:	-	5	-	-	-	-	-	-	5
Unsecured Funding:	LTD Actuals	2020 Revised	2021	2022	2023	2024	2025	2026	Total
To Be Determined	-	-	-	-	-	-	9,995	-	9,995
Total:	-	-	-	-	-	-	9,995	-	9,995

O&M Impacts: This project provides SDOT support to Sound Transit, who will own the light rail asset. SDOT has individual project budgets for the maintenance of painted markings, signage, signals, bridges and roadway structures, urban forestry, and sidewalks and pavement; these budgets are constrained by the availability of transportation specific and general funds. The SDOT Asset Management website (<https://www.seattle.gov/transportation/about-sdot/asset-management>) provides unconstrained operational cost forecasting by asset type, typical lifecycle and average maintenance cost ranges.

Hazard Mitigation Program - Areaways

Project No:	MC-TR-C035	BSL Code:	BC-TR-19001
Project Type:	Ongoing	BSL Name:	Major Maintenance/Replacement
Project Category:	Rehabilitation or Restoration	Location:	Various
Current Project Stage:	N/A	Council District:	Multiple
Start/End Date:	N/A	Neighborhood District:	Downtown
Total Project Cost:	N/A	Urban Village:	Pioneer Square

This ongoing asset preservation program funds ongoing inspection and repair/reconstruction of areaways to reduce risks to City facilities and the general public. Areaways are usable space, generally in the street right-of-way, constructed under sidewalks between the building foundation and street wall. Typical improvements may include, but are not limited to, repairs to the existing areaway and/or filling the areaway in order to eliminate the asset. Currently the program is conducting a comprehensive evaluation of areaways, specifically within the Pioneer Square District, where load restrictions are currently put in place along the curb lane in order to manage the public risk associated with collapse of the areaway retaining walls.

Resources	LTD Actuals	2020 Revised	2021	2022	2023	2024	2025	2026	Total
City Light Fund Revenues	19	-	-	-	-	-	-	-	19
Federal Grant Funds	862	(147)	-	-	-	-	-	-	715
General Fund	240	-	-	-	-	-	-	-	240
Interdepartmental Transfer	-	-	-	-	-	-	-	-	-
Private Funding/Donations	10	-	-	-	-	-	-	-	10
Real Estate Excise Tax II	5,694	1,345	334	343	343	404	343	-	8,806
State Gas Taxes - Arterial City Street Fund	-	-	-	-	-	-	-	-	-
State Gas Taxes - City Street Fund	173	43	-	57	59	-	63	-	395
State Grant Funds	144	147	-	-	-	-	-	-	291
Street Vacations - SVF	-	-	56	-	-	-	-	-	56
Total:	7,142	1,388	390	400	402	404	406	-	10,532
Fund Appropriations / Allocations¹	LTD Actuals	2020 Revised	2021	2022	2023	2024	2025	2026	Total
General Fund	240	-	-	-	-	-	-	-	240
REET II Capital Fund	5,694	1,345	334	343	343	404	343	-	8,806
Transportation Fund	1,208	43	56	57	59	-	63	-	1,486
Total:	7,142	1,388	390	400	402	404	406	-	10,532
Unsecured Funding:	LTD Actuals	2020 Revised	2021	2022	2023	2024	2025	2026	Total
To Be Determined	-	-	-	-	-	-	-	240	240
Total:	-	-	-	-	-	-	-	240	240

O&M Impacts: This is a capital maintenance project that reduces the need for O&M by improving asset condition.

¹Funds are appropriated through the Adopted Budget at the Budget Summary Level. All Amounts shown above are in thousands of dollars

Hazard Mitigation Program - Landslide Mitigation Projects

Project No:	MC-TR-C015	BSL Code:	BC-TR-19001
Project Type:	Ongoing	BSL Name:	Major Maintenance/Replacement
Project Category:	Rehabilitation or Restoration	Location:	Various
Current Project Stage:	N/A	Council District:	Multiple
Start/End Date:	N/A	Neighborhood District:	Multiple
Total Project Cost:	N/A	Urban Village:	Not in an Urban Village

This project enables SDOT to address and repair landslide concerns that affect the right-of-way. The Landslide Mitigation Program provides SDOT with staff and resources to identify and prioritize landslide concerns, to undertake reconnaissance engineering and geotechnical studies of problem areas, and to make repairs at the highest priority locations, usually where landslide concerns have caused the roadway to be partially or completely closed.

Resources	LTD Actuals	2020 Revised	2021	2022	2023	2024	2025	2026	Total
Drainage and Wastewater Rates	49	-	-	-	-	-	-	-	49
Emergency Subfund Revenues	395	-	-	-	-	-	-	-	395
Federal Grant Funds	1,301	-	-	-	-	-	-	-	1,301
General Fund	1	-	-	-	-	-	-	-	1
Private Funding/Donations	22	-	-	-	-	-	-	-	22
Real Estate Excise Tax II	6,609	1,944	-	288	496	503	200	-	10,039
State Gas Taxes - City Street Fund	1,274	1,059	-	-	-	-	310	-	2,642
Street Vacations - SVF	-	-	282	-	-	-	-	-	282
User Fees	1,376	(151)	-	-	-	-	-	-	1,225
Total:	11,027	2,852	282	287	496	503	510	-	15,956
Fund Appropriations / Allocations¹	LTD Actuals	2020 Revised	2021	2022	2023	2024	2025	2026	Total
Emergency Fund	395	-	-	-	-	-	-	-	395
General Fund	1	-	-	-	-	-	-	-	1
REET II Capital Fund	6,609	1,944	-	287	496	503	200	-	10,038
Transportation Fund	4,022	908	282	-	-	-	310	-	5,522
Total:	11,027	2,852	282	287	496	503	510	-	15,956

O&M Impacts: This is a capital maintenance project that reduces the need for O&M by improving asset condition.

¹Funds are appropriated through the Adopted Budget at the Budget Summary Level. All Amounts shown above are in thousands of dollars

Heavy Haul Network Program - East Marginal Way

Project No:	MC-TR-C090	BSL Code:	BC-TR-19003
Project Type:	Discrete	BSL Name:	Mobility-Capital
Project Category:	Improved Facility	Location:	E Marginal WAY
Current Project Stage:	Stage 3 - Design	Council District:	Multiple
Start/End Date:	2016 - 2027	Neighborhood District:	Greater Duwamish
Total Project Cost:	\$60,237	Urban Village:	Not in an Urban Village

This program supports freight mobility by funding roadway improvements on the Heavy Haul Network (Ordinance 124890) to meet the needs of freight transported on our streets between Port facilities, rail yards, and industrial businesses. The initial project under this Program is the E Marginal Way Corridor Improvement project, which will be a multi-phase project. Phase I constructs a separated bicycle/pedestrian facility between S Atlantic St and Spokane St. Phase II includes roadway reconstruction, signal and ITS enhancements and safety measures to reduce conflicts between freight and non-motorized users. The Port of Seattle, through Memorandum of Understanding, is to provide partnership funding.

Note: The project title changed from "Heavy Haul Network Program" to "Heavy Haul Network Program - East Marginal Way"

Resources	LTD Actuals	2020 Revised	2021	2022	2023	2024	2025	2026	Total
Drainage and Wastewater Rates	146	(2)	-	-	-	-	-	-	144
Federal Grant Funds	164	5,836	-	-	-	-	-	-	6,000
Interdepartmental Transfer	-	-	-	-	-	-	-	-	-
Port of Seattle Funds	50	(50)	-	-	-	-	-	-	-
State Grant Funds	8	2,992	1,500	1,500	2,000	1,100	-	-	9,100
Transportation Move Seattle Levy - Lid Lift	1,268	561	3,671	1,003	-	-	-	-	6,502
Water Rates	216	597	-	-	-	-	-	-	813
Total:	1,851	9,935	5,171	2,502	2,000	1,100	-	-	22,559
Fund Appropriations / Allocations¹	LTD Actuals	2020 Revised	2021	2022	2023	2024	2025	2026	Total
Move Seattle Levy Fund	1,267	562	3,671	1,003	-	-	-	-	6,502
Transportation Fund	585	9,373	1,500	1,500	2,000	1,100	-	-	16,057
Total:	1,851	9,935	5,171	2,502	2,000	1,100	-	-	22,559
Unsecured Funding:	LTD Actuals	2020 Revised	2021	2022	2023	2024	2025	2026	Total
To Be Determined	-	-	-	-	6,592	13,358	13,078	4,650	37,678
Total:	-	-	-	-	6,592	13,358	13,078	4,650	37,678

Unsecured Funding Strategy: SDOT plans to pursue a \$20M federal BUILD grant and anticipates a \$10M contribution from the Port of Seattle. SDOT is reviewing funding options for the remaining \$7.7M.

O&M Impacts: This is a capital maintenance project that reduces the need for O&M by improving asset condition. Since it also builds new assets, SDOT has individual project budgets for the maintenance of painted markings, signage, signals, bridges and roadway structures, urban forestry, and sidewalks and pavement; these budgets are constrained by the availability of transportation specific and general funds. The SDOT Asset Management website (<https://www.seattle.gov/transportation/about-sdot/asset-management>) provides unconstrained operational cost forecasting by asset type, typical lifecycle and average maintenance cost ranges.

¹Funds are appropriated through the Adopted Budget at the Budget Summary Level. All Amounts shown above are in thousands of dollars

Highland Park Intersection Improvements

Project No:	MC-TR-C100	BSL Code:	BC-TR-19003
Project Type:	Discrete	BSL Name:	Mobility-Capital
Project Category:	Improved Facility	Location:	Highland Park Way SW and SW Holden ST
Current Project Stage:	Stage 2 - Initiation, Project Definition, & Planning	Council District:	Council District 1
Start/End Date:	2019 - 2022	Neighborhood District:	Southwest
Total Project Cost:	\$4,100	Urban Village:	Not in an Urban Village

This project would mitigate collision and congestion issues at the intersection of Highland Park Way SW and SW Holden St. There are currently two alternatives being considered for this work. One alternative would be installing a new traffic signals, sidewalks, curb ramps and marked crosswalks. SDOT estimates the cost of this alternative at \$3M. The other alternative would install a roundabout at this intersection. After advancing design of the roundabout, we now know that significant grading is needed to accommodate the roundabout and avoid new safety issues. This has pushed the cost estimate to \$7.3M. The name of this project has been changed from Highland Park Roundabout to Highland Park Intersection Improvements. The name change occurred as part of the second quarter 2019 Supplemental Amendment-Attachment A.

Resources	LTD Actuals	2020 Revised	2021	2022	2023	2024	2025	2026	Total
Multimodal Funds	-	-	-	954	-	-	-	-	954
Real Estate Excise Tax II	-	-	-	546	-	-	-	-	546
State Gas Taxes - City Street Fund	-	500	-	-	-	-	-	-	500
Street Vacations - SVF	-	-	1,500	-	-	-	-	-	1,500
Transportation Move Seattle Levy - Lid Lift	69	531	-	-	-	-	-	-	600
Total:	69	1,031	1,500	1,500	-	-	-	-	4,100
Fund Appropriations / Allocations¹	LTD Actuals	2020 Revised	2021	2022	2023	2024	2025	2026	Total
Move Seattle Levy Fund	69	531	-	-	-	-	-	-	600
REET II Capital Fund	-	-	-	546	-	-	-	-	546
Transportation Fund	-	500	1,500	954	-	-	-	-	2,954
Total:	69	1,031	1,500	1,500	-	-	-	-	4,100

O&M Impacts: SDOT has individual project budgets for the maintenance of painted markings, signage, signals, bridges and roadway structures, urban forestry, and sidewalks and pavement; these budgets are constrained by the availability of transportation specific and general funds. The SDOT Asset Management website (<https://www.seattle.gov/transportation/about-sdot/asset-management>) provides unconstrained operational cost forecasting by asset type, typical lifecycle and average maintenance cost ranges.

¹Funds are appropriated through the Adopted Budget at the Budget Summary Level. All Amounts shown above are in thousands of dollars

King Street Station Tenant Improvements

Project No:	MC-TR-C049	BSL Code:	BC-TR-19003
Project Type:	Discrete	BSL Name:	Mobility-Capital
Project Category:	Improved Facility	Location:	301 S Jackson ST
Current Project Stage:	Stage 6 - Closeout	Council District:	Council District 2
Start/End Date:	2016 - 2019	Neighborhood District:	Downtown
Total Project Cost:	\$5,478	Urban Village:	Pioneer Square

This project will make tenant improvements to King Street Station to make uninhabited spaces ready for occupation. Tenant improvements will include installation of HVAC and electrical connections, bathrooms, office space, finishes, and restoration of historic areas. The tenant improvements will incorporate features consistent with the City's Sustainable Building Policy and the full restoration and rehabilitation of the building, which was completed by SDOT in 2013.

Resources	LTD Actuals	2020 Revised	2021	2022	2023	2024	2025	2026	Total
Interdepartmental Transfer	247	3	-	-	-	-	-	-	250
LTGO Bond Proceeds	4,400	-	-	-	-	-	-	-	4,400
Real Estate Excise Tax I	824	4	-	-	-	-	-	-	828
Total:	5,471	7	-	-	-	-	-	-	5,478
Fund Appropriations / Allocations ¹	LTD Actuals	2020 Revised	2021	2022	2023	2024	2025	2026	Total
2018 LTGO Taxable Bond Fund	4,400	-	-	-	-	-	-	-	4,400
REET I Capital Fund	824	4	-	-	-	-	-	-	828
Transportation Fund	247	3	-	-	-	-	-	-	250
Total:	5,471	7	-	-	-	-	-	-	5,478

O&M Impacts: Not applicable - does not create new assets.

Lynnwood Link Extension

Project No:	MC-TR-C089	BSL Code:	BC-TR-19003
Project Type:	Ongoing	BSL Name:	Mobility-Capital
Project Category:	New Facility	Location:	Northgate
Current Project Stage:	N/A	Council District:	Council District 5
Start/End Date:	N/A	Neighborhood District:	Northeast
Total Project Cost:	N/A	Urban Village:	Northgate

This project provides design review, permitting, and construction support services for the Sound Transit Lynnwood Link Extension project. It builds four new light rail stations and will extend the connection from Northgate to Lynnwood.

Resources	LTD Actuals	2020 Revised	2021	2022	2023	2024	2025	2026	Total
Partnership Funds	-	-	-	-	-	-	-	-	-
Sound Transit Funds	169	226	34	70	70	65	-	-	634
Total:	169	226	34	70	70	65	-	-	634

Fund Appropriations / Allocations ¹	LTD Actuals	2020 Revised	2021	2022	2023	2024	2025	2026	Total
Transportation Fund	169	226	34	70	70	65	-	-	634
Total:	169	226	34	70	70	65	-	-	634

O&M Impacts: This project provides SDOT support to Sound Transit, who will own the light rail asset. SDOT has individual project budgets for the maintenance of painted markings, signage, signals, bridges and roadway structures, urban forestry, and sidewalks and pavement; these budgets are constrained by the availability of transportation specific and general funds. The SDOT Asset Management website (<https://www.seattle.gov/transportation/about-sdot/asset-management>) provides unconstrained operational cost forecasting by asset type, typical lifecycle and average maintenance cost ranges.

¹Funds are appropriated through the Adopted Budget at the Budget Summary Level. All Amounts shown above are in thousands of dollars

Madison BRT - RapidRide G Line

Project No:	MC-TR-C051	BSL Code:	BC-TR-19003
Project Type:	Discrete	BSL Name:	Mobility-Capital
Project Category:	New Facility	Location:	Madison ST/Alaskan Way/Martin Luther King Junior W
Current Project Stage:	Stage 3 - Design	Council District:	Council District 3
Start/End Date:	2013 - 2024	Neighborhood District:	Multiple
Total Project Cost:	\$134,724	Urban Village:	Multiple

This project will include concept design and environmental review of high-capacity transit and multimodal improvements in the Madison corridor between Alaskan Way and Martin Luther King Jr. Way, connecting the Central Area with the First Hill, Downtown, and Waterfront neighborhoods. The project is identified as a priority in the Transit Master Plan. The purpose is to improve transit capacity, travel time, reliability, connectivity, comfort, visibility, and legibility in the Madison corridor.

Note: The project title is changing from "Madison Street Bus Rapid Transit" to "Madison BRT - RapidRide G Line"

Resources	LTD Actuals	2020 Revised	2021	2022	2023	2024	2025	2026	Total
City Light Fund Revenues	-	275	-	-	-	-	-	-	275
Drainage and Wastewater Rates	256	62	-	-	-	-	-	-	318
Federal Grant Funds	4,500	24,820	37,695	2,540	-	-	-	-	69,555
Interdepartmental Transfer	9	-	-	-	-	-	-	-	9
King County Funds	-	1,939	1,524	-	-	-	-	-	3,463
Misc Future Revenue/Grants	-	-	-	-	-	-	-	-	-
Partnership Funds	-	-	-	-	6,282	1,000	-	-	7,282
Real Estate Excise Tax II	150	-	-	-	-	-	-	-	150
Sound Transit Funds	-	8,225	7,287	12,988	-	-	-	-	28,500
State Grant Funds	-	-	2,545	-	-	-	-	-	2,545
Transportation Funding Package - Lid Lift	1,710	-	-	-	-	-	-	-	1,710
Transportation Move Seattle Levy - Lid Lift	10,622	(423)	2,300	2,500	-	4,918	-	-	19,917
Vehicle Licensing Fees	1,000	-	-	-	-	-	-	-	1,000
Total:	18,248	34,897	51,350	18,028	6,282	5,918	-	-	134,724
Fund Appropriations / Allocations ¹	LTD Actuals	2020 Revised	2021	2022	2023	2024	2025	2026	Total
Bridging The Gap Levy Fund	1,710	-	-	-	-	-	-	-	1,710
Move Seattle Levy Fund	10,269	(70)	2,300	2,500	-	4,918	-	-	19,917
REET II Capital Fund	150	-	-	-	-	-	-	-	150
Transportation Benefit District Fund	1,000	-	-	-	-	-	-	-	1,000
Transportation Fund	5,118	34,968	49,050	15,528	6,282	1,000	-	-	111,947
Total:	18,248	34,897	51,350	18,028	6,282	5,918	-	-	134,724

O&M Impacts: SDOT has individual project budgets for the maintenance of painted markings, signage, signals, bridges and roadway structures, urban forestry, and sidewalks and pavement; these budgets are constrained by the availability of transportation specific and general funds. The SDOT Asset Management website (<https://www.seattle.gov/transportation/about-sdot/asset-management>) provides unconstrained operational cost forecasting by asset type, typical lifecycle and average maintenance cost ranges.

¹Funds are appropriated through the Adopted Budget at the Budget Summary Level. All Amounts shown above are in thousands of dollars

Magnolia Bridge Replacement Project

Project No:	MC-TR-C083	BSL Code:	BC-TR-19002
Project Type:	Discrete	BSL Name:	Major Projects
Project Category:	New Facility	Location:	15th Ave NW and Magnolia Way W.
Current Project Stage:	Stage 1 - Pre-Project Development	Council District:	Council District 7
Start/End Date:		Neighborhood District:	Magnolia/Queen Anne
Total Project Cost:	\$10,030	Urban Village:	Ballard-Interbay Northend

The environmental analysis for replacing this bridge evaluated several possible alternatives including rehabilitation of the existing structure. In 2007, an environmental assessment was published and described the preferred alternative, a new bridge south of and adjacent to the existing bridge. The Type, Size, and Location (TS&L) Report was completed in 2007, selecting a concrete box girder supported on flared columns as the appropriate structure type for this new bridge. The Levy to Move Seattle provided limited funds to conduct a plan study that would evaluate a more cost effective alternative than a "1-to-1" replacement. Even with the reduced cost for pursuing an alternative option than a full replacement, total project cost and a funding strategy to move the project forward is unclear. The project is currently on hold.

Resources	LTD Actuals	2020 Revised	2021	2022	2023	2024	2025	2026	Total
Commercial Parking Tax	211	-	-	-	-	-	-	-	211
Federal Grant Funds	8,950	-	-	-	-	-	-	-	8,950
General Fund	53	-	-	-	-	-	-	-	53
Real Estate Excise Tax II	348	-	-	-	-	-	-	-	348
State Gas Taxes - City Street Fund	113	-	-	-	-	-	-	-	113
Street Vacations - SVF	40	-	-	-	-	-	-	-	40
Transportation Funding Package - Business Transportation Tax	84	-	-	-	-	-	-	-	84
Transportation Funding Package - Lid Lift	131	-	-	-	-	-	-	-	131
Vehicle Licensing Fees	100	-	-	-	-	-	-	-	100
Total:	10,030	-	-	-	-	-	-	-	10,030
Fund Appropriations / Allocations ¹	LTD Actuals	2020 Revised	2021	2022	2023	2024	2025	2026	Total
Bridging The Gap Levy Fund	131	-	-	-	-	-	-	-	131
General Fund	53	-	-	-	-	-	-	-	53
REET II Capital Fund	348	-	-	-	-	-	-	-	348
Transportation Benefit District Fund	100	-	-	-	-	-	-	-	100
Transportation Fund	9,398	-	-	-	-	-	-	-	9,398
Total:	10,030	-	-	-	-	-	-	-	10,030

O&M Impacts: This is a capital maintenance project that reduces the need for O&M by bringing assets to a new or like new condition.

¹Funds are appropriated through the Adopted Budget at the Budget Summary Level. All Amounts shown above are in thousands of dollars

Market to MOHAI

Project No:	MC-TR-C095	BSL Code:	BC-TR-19003
Project Type:	Discrete	BSL Name:	Mobility-Capital
Project Category:	Improved Facility	Location:	Western Ave
Current Project Stage:	Stage 3 - Design	Council District:	Council District 7
Start/End Date:	2018 - 2020	Neighborhood District:	Downtown
Total Project Cost:	\$504	Urban Village:	Downtown

The Market to MOHAI project will include pedestrian improvements on Western Ave, Bell Street, and Westlake Ave N. These improvements could include street lighting, sidewalk paving markers, wayfinding markers, and other improvements.

Resources	LTD Actuals	2020 Revised	2021	2022	2023	2024	2025	2026	Total
Real Estate Excise Tax II	229	271	-	-	-	-	-	-	500
Transportation Network Company Revenue	-	4	-	-	-	-	-	-	4
Total:	229	275	-	-	-	-	-	-	504
Fund Appropriations / Allocations ¹	LTD Actuals	2020 Revised	2021	2022	2023	2024	2025	2026	Total
General Fund	-	4	-	-	-	-	-	-	4
REET II Capital Fund	229	271	-	-	-	-	-	-	500
Total:	229	275	-	-	-	-	-	-	504

O&M Impacts: SDOT has individual project budgets for the maintenance of painted markings, signage, signals, bridges and roadway structures, urban forestry, and sidewalks and pavement; these budgets are constrained by the availability of transportation specific and general funds. The SDOT Asset Management website (<https://www.seattle.gov/transportation/about-sdot/asset-management>) provides unconstrained operational cost forecasting by asset type, typical lifecycle and average maintenance cost ranges.

Mercer Corridor Project West Phase

Project No:	MC-TR-C017	BSL Code:	BC-TR-19002
Project Type:	Discrete	BSL Name:	Major Projects
Project Category:	New Facility	Location:	Mercer ST/Elliott AVE W/Dexter AVE N
Current Project Stage:	Stage 6 - Closeout	Council District:	Council District 7
Start/End Date:	2010 - 2020	Neighborhood District:	Multiple
Total Project Cost:	\$88,610	Urban Village:	Multiple

This project converts Mercer Street to a two-way street between Dexter Ave and Elliott Ave West. The Mercer underpass at Aurora Ave will be widened to allow for six travel lanes and a bicycle/pedestrian shared use path between Dexter Ave and 5th Ave North. Roy Street, between Fifth Ave N and Queen Anne Ave, will also be converted to a two-way street with on-road bicycle lanes.

Resources	LTD Actuals	2020 Revised	2021	2022	2023	2024	2025	2026	Total
City Light Fund Revenues	5,998	-	-	-	-	-	-	-	5,998
Commercial Parking Tax	1,249	-	-	-	-	-	-	-	1,249
Drainage and Wastewater Rates	1,034	-	-	-	-	-	-	-	1,034
Federal ARRA Funds: FHWA Highway Infrastructure Investment	14,000	-	-	-	-	-	-	-	14,000
Federal Grant Funds	8,098	-	-	-	-	-	-	-	8,098
King County Funds	1,014	-	-	-	-	-	-	-	1,014
LTGO Bond Proceeds	30,210	-	-	-	-	-	-	-	30,210
Partnership - WSDOT	2,049	-	-	-	-	-	-	-	2,049
Partnership Funds	345	-	-	-	-	-	-	-	345
Private Funding/Donations	1,180	-	-	-	-	-	-	-	1,180
State Grant Funds	3,312	-	-	-	-	-	-	-	3,312
Street Vacations - CRSU	1,738	268	-	-	-	-	-	-	2,006
Surplus Property Sales	17,410	-	-	-	-	-	-	-	17,410
Water Rates	705	-	-	-	-	-	-	-	705
Total:	88,342	268	-	-	-	-	-	-	88,610
Fund Appropriations / Allocations¹	LTD Actuals	2020 Revised	2021	2022	2023	2024	2025	2026	Total
2010 Multipurpose LTGO Bond Fund	12,100	-	-	-	-	-	-	-	12,100
2011 Multipurpose LTGO Bond Fund	13,110	-	-	-	-	-	-	-	13,110
2012 Multipurpose LTGO Bond Fund	5,000	-	-	-	-	-	-	-	5,000
Transportation Fund	56,394	-	-	-	-	-	-	-	56,394
Unrestricted Cumulative Reserve Fund	1,738	268	-	-	-	-	-	-	2,006
Total:	88,342	268	-	-	-	-	-	-	88,610

O&M Impacts: SDOT has individual project budgets for the maintenance of painted markings, signage, signals, bridges and roadway structures, urban forestry, and sidewalks and pavement; these budgets are constrained by the availability of transportation specific and general funds. The SDOT Asset Management website (<https://www.seattle.gov/transportation/about-sdot/asset-management>) provides unconstrained operational cost forecasting by asset type, typical lifecycle and average maintenance cost ranges.

¹Funds are appropriated through the Adopted Budget at the Budget Summary Level. All Amounts shown above are in thousands of dollars

Miscellaneous, Unforeseen, and Emergencies

Project No:	MC-TR-C077	BSL Code:	BC-TR-19001
Project Type:	Ongoing	BSL Name:	Major Maintenance/Replacement
Project Category:	Rehabilitation or Restoration	Location:	Various
Current Project Stage:	N/A	Council District:	Multiple
Start/End Date:	N/A	Neighborhood District:	Multiple
Total Project Cost:	N/A	Urban Village:	Multiple

This program provides a financial reserve for work that cannot be anticipated during the annual CIP planning process. The reserve is used on a project-specific basis when emergencies are identified.

Resources	LTD Actuals	2020 Revised	2021	2022	2023	2024	2025	2026	Total
Commercial Parking Tax	18	-	-	-	-	-	-	-	18
Federal Grant Funds	73	-	-	-	-	-	-	-	73
General Fund	305	-	-	-	-	-	-	-	305
Private Funding/Donations	224	-	-	-	-	-	-	-	224
Real Estate Excise Tax II	388	-	-	-	-	-	-	-	388
State Gas Taxes - City Street Fund	339	-	-	-	-	-	-	-	339
Street Vacations - SVF	1,128	-	-	-	-	-	-	-	1,128
Transportation Funding Package - Lid Lift	33	-	-	-	-	-	-	-	33
Total:	2,508	-	-	-	-	-	-	-	2,508
Fund Appropriations / Allocations¹	LTD Actuals	2020 Revised	2021	2022	2023	2024	2025	2026	Total
Bridging The Gap Levy Fund	33	-	-	-	-	-	-	-	33
General Fund	305	-	-	-	-	-	-	-	305
REET II Capital Fund	388	-	-	-	-	-	-	-	388
Transportation Fund	1,782	-	-	-	-	-	-	-	1,782
Total:	2,508	-	-	-	-	-	-	-	2,508

O&M Impacts: Responses to emergencies and unforeseen projects diverts resources from regular, day-to-day O&M operations.

¹Funds are appropriated through the Adopted Budget at the Budget Summary Level. All Amounts shown above are in thousands of dollars

NE 43rd Street Improvements

Project No:	MC-TR-C074	BSL Code:	BC-TR-19003
Project Type:	Discrete	BSL Name:	Mobility-Capital
Project Category:	Improved Facility	Location:	NE 43rd ST
Current Project Stage:	Stage 4 - Procurement/Bid	Council District:	Council District 4
Start/End Date:	2017 - 2020	Neighborhood District:	Northeast
Total Project Cost:	\$5,084	Urban Village:	University District

This project will implement streetscape and pedestrian improvements on NE 43rd Street between Brooklyn Ave NE and 15th Ave NE to improve access to the Link Light Rail station, which is scheduled to open in 2021. The project will transform the operation of NE 43rd St between Brooklyn Ave NE and University Way NE to one-way westbound transit-only travel and between University Way NE and 15th Ave NE to one-way westbound, all vehicle travel. The roadway will be optimized for pedestrians with a curb-less roadway section, widened sidewalks, pedestrian illumination, bio retention, and rain gardens. A protected bike lane will be provided for eastbound bike traffic and westbound bicycle traffic will share the travel lane with westbound traffic. The project is scheduled to begin construction in the summer of 2020.

Resources	LTD Actuals	2020 Revised	2021	2022	2023	2024	2025	2026	Total
Commercial Parking Tax	878	1,218	-	-	-	-	-	-	2,096
Interdepartmental Transfer	-	-	-	-	-	-	-	-	-
King County Funds	-	366	908	-	-	-	-	-	1,274
Partnership Funds	-	-	-	-	-	-	-	-	-
Real Estate Excise Tax II	-	-	1,397	10	-	-	-	-	1,407
Street Vacations - SVF	-	307	-	-	-	-	-	-	307
Transportation Move Seattle Levy - Lid Lift	(1)	1	-	-	-	-	-	-	-
Total:	877	1,892	2,306	10	-	-	-	-	5,084
Fund Appropriations / Allocations¹	LTD Actuals	2020 Revised	2021	2022	2023	2024	2025	2026	Total
Move Seattle Levy Fund	(1)	1	-	-	-	-	-	-	-
REET II Capital Fund	-	-	1,397	10	-	-	-	-	1,407
Transportation Fund	878	1,891	908	-	-	-	-	-	3,677
Total:	877	1,892	2,306	10	-	-	-	-	5,084

O&M Impacts: SDOT has individual project budgets for the maintenance of painted markings, signage, signals, bridges and roadway structures, urban forestry, and sidewalks and pavement; these budgets are constrained by the availability of transportation specific and general funds. The SDOT Asset Management website (<https://www.seattle.gov/transportation/about-sdot/asset-management>) provides unconstrained operational cost forecasting by asset type, typical lifecycle and average maintenance cost ranges.

¹Funds are appropriated through the Adopted Budget at the Budget Summary Level. All Amounts shown above are in thousands of dollars

Neighborhood Large Projects

Project No:	MC-TR-C018	BSL Code:	BC-TR-19003
Project Type:	Ongoing	BSL Name:	Mobility-Capital
Project Category:	Improved Facility	Location:	Citywide
Current Project Stage:	N/A	Council District:	Multiple
Start/End Date:	N/A	Neighborhood District:	Multiple
Total Project Cost:	N/A	Urban Village:	Multiple

This program enhances the safety, quality and condition of the pedestrian and neighborhood environments. Typical improvements may include, but are not limited to, sidewalk construction, repairs and replacement, installation of curb bulbs or other traffic calming devices, and improvements to crosswalks. The projects are funded by the Move Seattle transportation levy and it is a triennial program. The projects funded are identified by the community and the Move Seattle Oversight Committee.

Resources	LTD Actuals	2020 Revised	2021	2022	2023	2024	2025	2026	Total
Commercial Parking Tax	-	54	-	-	-	-	-	-	54
Federal Grant Funds	308	-	-	-	-	-	-	-	308
King County Funds	670	142	-	-	-	-	-	-	812
Private Funding/Donations	60	-	-	-	-	-	-	-	60
Real Estate Excise Tax II	510	20	-	-	-	-	-	-	530
Transportation Funding Package - Lid Lift	5,809	27	-	-	-	-	-	-	5,836
Transportation Move Seattle Levy - Lid Lift	8,594	2,102	4,957	887	2,082	5,658	53	-	24,333
Total:	15,951	2,346	4,957	887	2,082	5,658	53	-	31,933
Fund Appropriations / Allocations ¹	LTD Actuals	2020 Revised	2021	2022	2023	2024	2025	2026	Total
Bridging The Gap Levy Fund	5,809	27	-	-	-	-	-	-	5,836
Move Seattle Levy Fund	8,594	2,102	4,957	887	2,082	5,658	53	-	24,333
REET II Capital Fund	510	20	-	-	-	-	-	-	530
Transportation Fund	1,038	196	-	-	-	-	-	-	1,234
Total:	15,951	2,346	4,957	887	2,082	5,658	53	-	31,933
Unsecured Funding:	LTD Actuals	2020 Revised	2021	2022	2023	2024	2025	2026	Total
To Be Determined	-	-	-	-	-	-	2,592	2,670	5,261
Total:	-	-	-	-	-	-	2,592	2,670	5,261

Unsecured Funding Strategy: Funding for this program beyond 2024 is dependent upon a future voter approved levy.

O&M Impacts: SDOT has individual project budgets for the maintenance of painted markings, signage, signals, bridges and roadway structures, urban forestry, and sidewalks and pavement; these budgets are constrained by the availability of transportation specific and general funds. The SDOT Asset Management website (<https://www.seattle.gov/transportation/about-sdot/asset-management>) provides unconstrained operational cost forecasting by asset type, typical lifecycle and average maintenance cost ranges.

Neighborhood Parks Street Fund - Your Voice, Your Choice

Project No:	MC-TR-C022	BSL Code:	BC-TR-19003
Project Type:	Ongoing	BSL Name:	Mobility-Capital
Project Category:	Rehabilitation or Restoration	Location:	Citywide
Current Project Stage:	N/A	Council District:	Multiple
Start/End Date:	N/A	Neighborhood District:	Multiple
Total Project Cost:	N/A	Urban Village:	Multiple

This ongoing program identifies projects estimated less than \$100,000 that are prioritized through participatory budgeting in each of the 7 council districts. Typical improvements may include, but are not limited to, sidewalk construction, repairs and replacement, installation of curb bulbs or other traffic calming devices, and improvements to crosswalks. The program enhances the safety, quality, and condition of the pedestrian and neighborhood environments. This project was formerly known as "NPSF Neighborhood Parks Street Fund" and "NSF/CRS Neighborhood Program."

Resources	LTD Actuals	2020 Revised	2021	2022	2023	2024	2025	2026	Total
Commercial Parking Tax	1,008	545	18	1	-	-	-	17	1,587
Federal Grant Funds	687	-	-	-	-	-	-	-	687
General Fund	2,288	-	-	-	-	-	-	-	2,288
Interdepartmental Transfer	50	-	-	-	-	-	-	-	50
Partnership Funds	6	-	-	-	-	-	-	-	6
Real Estate Excise Tax I	1,221	36	-	550	-	-	-	-	1,807
Real Estate Excise Tax II	21,479	454	1,000	451	2,000	600	600	2,500	29,084
State Gas Taxes - Arterial City Street Fund	-	(15)	-	-	-	-	-	-	(15)
State Gas Taxes - City Street Fund	3,154	522	-	-	-	-	409	405	4,490
State Grant Funds	176	-	-	-	-	-	-	-	176
Street Vacations - SVF	46	123	368	-	-	-	-	-	537
Transportation Funding Package - Lid Lift	10,479	-	-	-	-	-	-	-	10,479
Vehicle Licensing Fees	100	-	-	-	-	-	-	-	100
Total:	40,694	1,665	1,386	1,001	2,000	600	1,008	2,922	51,276
Fund Appropriations / Allocations ¹	LTD Actuals	2020 Revised	2021	2022	2023	2024	2025	2026	Total
Bridging The Gap Levy Fund	10,479	-	-	-	-	-	-	-	10,479
General Fund	2,288	-	-	-	-	-	-	-	2,288
REET I Capital Fund	1,221	36	-	550	-	-	-	-	1,807
REET II Capital Fund	21,479	454	1,000	450	2,000	600	600	2,500	29,083
Transportation Benefit District Fund	100	-	-	-	-	-	-	-	100
Transportation Fund	5,127	1,175	386	1	-	-	408	422	7,519
Total:	40,694	1,665	1,386	1,001	2,000	600	1,008	2,922	51,276

O&M Impacts: SDOT has individual project budgets for the maintenance of painted markings, signage, signals, bridges and roadway structures, urban forestry, and sidewalks and pavement; these budgets are constrained by the availability of transportation specific and general funds. The SDOT Asset Management website (<https://www.seattle.gov/transportation/about-sdot/asset-management>) provides unconstrained operational cost forecasting by asset type, typical lifecycle and average maintenance cost ranges.

¹Funds are appropriated through the Adopted Budget at the Budget Summary Level. All Amounts shown above are in thousands of dollars

Neighborhood Traffic Control Program

Project No:	MC-TR-C019	BSL Code:	BC-TR-19003
Project Type:	Ongoing	BSL Name:	Mobility-Capital
Project Category:	Improved Facility	Location:	Citywide
Current Project Stage:	N/A	Council District:	Multiple
Start/End Date:	N/A	Neighborhood District:	Multiple
Total Project Cost:	N/A	Urban Village:	Multiple

This ongoing program installs traffic calming devices on non-arterials citywide, including traffic circles, speed humps, and street narrowing. This program also supports the pilot Home Zones program, which creates neighborhood-wide traffic calming plans.

Resources	LTD Actuals	2020 Revised	2021	2022	2023	2024	2025	2026	Total
Commercial Parking Tax	135	158	5	5	5	5	5	-	315
General Fund	384	350	-	-	-	-	-	-	734
Interdepartmental Transfer	-	-	-	-	-	-	-	-	-
Property Sales and Interest Earnings	253	-	-	-	-	-	-	-	253
Real Estate Excise Tax II	712	384	-	-	-	-	-	500	1,596
Rubble Yard Proceeds	579	-	-	-	-	-	-	-	579
State Gas Taxes - City Street Fund	4,387	26	-	-	-	-	-	-	4,413
Vehicle License Fees \$60 & 0.1% Sales Tax	(19)	19	-	-	-	-	-	-	-
Vehicle Licensing Fees	2,614	338	-	-	344	352	373	-	4,021
Total:	9,044	1,275	5	5	349	357	378	500	11,912
Fund Appropriations / Allocations¹	LTD Actuals	2020 Revised	2021	2022	2023	2024	2025	2026	Total
General Fund	384	350	-	-	-	-	-	-	734
REET II Capital Fund	712	384	-	-	-	-	-	500	1,596
Transportation Benefit District Fund	2,595	357	-	-	344	352	373	-	4,021
Transportation Fund	5,354	184	5	5	5	5	5	-	5,561
Total:	9,044	1,275	5	5	349	357	378	500	11,912
Unsecured Funding:	LTD Actuals	2020 Revised	2021	2022	2023	2024	2025	2026	Total
To Be Determined	-	-	-	-	-	-	-	384	384
Total:	-	-	-	-	-	-	-	384	384

O&M Impacts: Not applicable - does not create new assets.

New Traffic Signals

Project No:	MC-TR-C020	BSL Code:	BC-TR-19003
Project Type:	Ongoing	BSL Name:	Mobility-Capital
Project Category:	New Facility	Location:	Citywide
Current Project Stage:	N/A	Council District:	Multiple
Start/End Date:	N/A	Neighborhood District:	Multiple
Total Project Cost:	N/A	Urban Village:	Multiple

This ongoing project installs new traffic signals or significant capital improvements to existing signals to improve traffic flow, reduce the frequency and severity of traffic collisions, and support pedestrian, bicycle or transit activity. Location choices are based upon pedestrian, bicycle, and vehicle volumes; school, senior citizen, and handicapped accessible crossing requirements; transit speed and reliability; and collisions frequency criteria.

Resources	LTD Actuals	2020 Revised	2021	2022	2023	2024	2025	2026	Total
Commercial Parking Tax	1,628	(30)	-	-	-	-	400	414	2,412
Developer Mitigation	706	239	-	-	-	-	-	-	945
Transportation Funding Package - Lid Lift	111	6	-	-	-	-	-	-	117
Transportation Move Seattle Levy - Lid Lift	1,441	(1)	476	467	700	781	-	-	3,865
Total:	3,886	214	476	467	700	781	400	414	7,338
Fund Appropriations / Allocations¹	LTD Actuals	2020 Revised	2021	2022	2023	2024	2025	2026	Total
Bridging The Gap Levy Fund	111	6	-	-	-	-	-	-	117
Move Seattle Levy Fund	1,277	163	476	467	700	781	-	-	3,865
Transportation Fund	2,498	45	-	-	-	-	400	414	3,357
Total:	3,886	214	476	467	700	781	400	414	7,338
Unsecured Funding:	LTD Actuals	2020 Revised	2021	2022	2023	2024	2025	2026	Total
To Be Determined	-	-	-	-	70	879	479	430	1,857
Total:	-	-	-	-	70	879	479	430	1,857

Unsecured Funding Strategy: SDOT will evaluate deliverables, prioritize and scale projects to the extent feasible, and continue to pursue grant and partnership opportunities to resolve potential funding deficits. Funding for this program beyond 2024 is dependent upon a future voter approved levy.

O&M Impacts: SDOT has individual project budgets for the maintenance of painted markings, signage, signals, bridges and roadway structures, urban forestry, and sidewalks and pavement; these budgets are constrained by the availability of transportation specific and general funds. The SDOT Asset Management website (<https://www.seattle.gov/transportation/about-sdot/asset-management>) provides unconstrained operational cost forecasting by asset type, typical lifecycle and average maintenance cost ranges.

¹Funds are appropriated through the Adopted Budget at the Budget Summary Level. All Amounts shown above are in thousands of dollars

Next Generation Intelligent Transportation Systems (ITS)

Project No:	MC-TR-C021	BSL Code:	BC-TR-19003
Project Type:	Ongoing	BSL Name:	Mobility-Capital
Project Category:	New Investment	Location:	Citywide
Current Project Stage:	N/A	Council District:	Multiple
Start/End Date:	N/A	Neighborhood District:	Multiple
Total Project Cost:	N/A	Urban Village:	Multiple

This project will design and implement upgrades to the Traffic Management Center (TMC); implement expansion of real-time information such as traffic cameras, sensors, and travel time to support major construction projects; deploy Dynamic Messaging Signs (DMS) at key decision points to provide real-time information such as incidents, travel times, bridge opening notices, and planned construction and event information; and install dynamic signal timing (self-adjusting traffic signal timing based on traffic volume on key corridors around the major construction projects).

Resources	LTD Actuals	2020 Revised	2021	2022	2023	2024	2025	2026	Total
Commercial Parking Tax	1,580	-	-	-	-	-	-	-	1,580
Federal Grant Funds	147	3,944	-	-	-	-	-	-	4,091
Multimodal Funds	-	400	-	-	-	-	-	-	400
Real Estate Excise Tax II	4,237	312	-	-	-	-	-	-	4,550
State Gas Taxes - City Street Fund	199	100	-	-	-	-	-	-	299
State Grant Funds	388	44	-	-	-	-	-	-	432
Street Vacations - CRSU	523	2	-	-	-	-	-	-	525
Transportation Funding Package - Lid Lift	2,979	-	-	-	-	-	-	-	2,979
Transportation Move Seattle Levy - Lid Lift	6,253	2,011	1,579	1,006	1,378	1,323	-	-	13,550
User Fees	1,500	-	-	-	-	-	-	-	1,500
Total:	17,805	6,814	1,579	1,006	1,378	1,323	-	-	29,904
Fund Appropriations / Allocations ¹	LTD Actuals	2020 Revised	2021	2022	2023	2024	2025	2026	Total
Bridging The Gap Levy Fund	2,979	-	-	-	-	-	-	-	2,979
Move Seattle Levy Fund	6,250	2,014	1,579	1,006	1,378	1,323	-	-	13,550
REET II Capital Fund	4,237	312	-	-	-	-	-	-	4,550
Transportation Fund	3,816	4,486	-	-	-	-	-	-	8,302
Unrestricted Cumulative Reserve Fund	523	2	-	-	-	-	-	-	525
Total:	17,805	6,814	1,579	1,006	1,378	1,323	-	-	29,904
Unsecured Funding:	LTD Actuals	2020 Revised	2021	2022	2023	2024	2025	2026	Total
To Be Determined	-	-	-	-	-	-	1,266	1,315	2,581
Total:	-	-	-	-	-	-	1,266	1,315	2,581

Unsecured Funding Strategy: Funding for this program beyond 2024 is dependent upon a future voter approved levy.

O&M Impacts: SDOT has individual project budgets for the maintenance of painted markings, signage, signals, bridges and roadway structures, urban forestry, and sidewalks and pavement; these budgets are constrained by the availability of transportation specific and general funds. The SDOT Asset Management website (<https://www.seattle.gov/transportation/about-sdot/asset-management>) provides unconstrained operational cost forecasting by asset type, typical lifecycle and average maintenance cost ranges.

¹Funds are appropriated through the Adopted Budget at the Budget Summary Level. All Amounts shown above are in thousands of dollars

Non-Arterial Street Resurfacing and Restoration

Project No:	MC-TR-C041	BSL Code:	BC-TR-19001
Project Type:	Ongoing	BSL Name:	Major Maintenance/Replacement
Project Category:	Rehabilitation or Restoration	Location:	Citywide
Current Project Stage:	N/A	Council District:	Citywide
Start/End Date:	N/A	Neighborhood District:	Multiple
Total Project Cost:	N/A	Urban Village:	Multiple

This ongoing project repairs and/or replaces deteriorated asphalt pavement and/or concrete panels on non-arterial streets. Project locations are chosen annually based upon the degree of deterioration as confirmed by Department staff field observations, citizen service requests, claims, and potential City liability. High priority is given to non-arterial streets used by transit, in areas with heavy pedestrian and bicycle traffic, and which serve business and industry.

Resources	LTD Actuals	2020 Revised	2021	2022	2023	2024	2025	2026	Total
Commercial Parking Tax	838	(1)	-	-	-	-	-	-	836
Drainage and Wastewater Rates	60	-	-	-	-	-	-	-	60
Interdepartmental Transfer	-	-	4	5	-	-	-	-	9
Real Estate Excise Tax I	274	-	-	-	-	-	-	-	274
Real Estate Excise Tax II	4,740	868	908	910	1,150	1,699	1,150	500	11,925
State Gas Taxes - Arterial City Street Fund	-	15	-	-	-	-	-	-	15
State Gas Taxes - City Street Fund	1,832	505	-	-	539	-	555	-	3,430
Street Vacations - CRSU	500	-	-	-	-	-	-	-	500
Street Vacations - SVF	54	-	508	523	-	-	-	-	1,086
Transportation Move Seattle Levy - Lid Lift	-	-	-	-	-	-	-	-	-
Vehicle Licensing Fees	657	172	171	176	179	182	187	-	1,725
Total:	8,955	1,559	1,590	1,614	1,868	1,881	1,892	500	19,859
Fund Appropriations / Allocations ¹	LTD Actuals	2020 Revised	2021	2022	2023	2024	2025	2026	Total
Move Seattle Levy Fund	-	-	-	-	-	-	-	-	-
REET I Capital Fund	274	-	-	-	-	-	-	-	274
REET II Capital Fund	4,731	877	908	910	1,150	1,699	1,150	500	11,925
Transportation Benefit District Fund	657	172	171	176	179	182	187	-	1,725
Transportation Fund	2,793	509	512	528	539	-	555	-	5,435
Unrestricted Cumulative Reserve Fund	500	-	-	-	-	-	-	-	500
Total:	8,955	1,559	1,590	1,614	1,868	1,881	1,892	500	19,859

O&M Impacts: This is a capital maintenance project that reduces the need for O&M by improving asset condition.

¹Funds are appropriated through the Adopted Budget at the Budget Summary Level. All Amounts shown above are in thousands of dollars

North of Downtown Mobility Action Plan

Project No:	MC-TR-C101	BSL Code:	BC-TR-19003
Project Type:	Ongoing	BSL Name:	Mobility-Capital
Project Category:	Rehabilitation or Restoration	Location:	Seattle Center
Current Project Stage:	N/A	Council District:	Multiple
Start/End Date:	N/A	Neighborhood District:	Lake Union
Total Project Cost:	N/A	Urban Village:	Uptown

This project will construct transportation related improvements in the North Downtown area in support of the Seattle Center Arena Redevelopment project. The City is also partnering with the Port of Seattle to improve movement of cargo and other modes on city streets, including 15th Ave W/Elliott Ave W/Mercer St corridor areas around Seattle Center.

Resources	LTD Actuals	2020 Revised	2021	2022	2023	2024	2025	2026	Total
City Arena Transportation Funds	207	740	1,026	632	527	527	527	-	4,186
Developer Mitigation	-	2,913	235	-	-	-	-	-	3,148
Street Vacations - SVF	-	2,900	-	-	-	-	-	-	2,900
Total:	207	6,554	1,260	632	527	527	527	-	10,234
Fund Appropriations / Allocations¹	LTD Actuals	2020 Revised	2021	2022	2023	2024	2025	2026	Total
Transportation Fund	207	6,554	1,260	632	527	527	527	-	10,234
Total:	207	6,554	1,260	632	527	527	527	-	10,234
Unsecured Funding:	LTD Actuals	2020 Revised	2021	2022	2023	2024	2025	2026	Total
To Be Determined	-	-	-	1,100	-	-	-	-	1,100
Total:	-	-	-	1,100	-	-	-	-	1,100

Unsecured Funding Strategy: SDOT will pursue bonds or other short-term loans, such as an inter-fund loan, to resolve potential funding deficits.

O&M Impacts: SDOT has individual project budgets for the maintenance of painted markings, signage, signals, bridges and roadway structures, urban forestry, and sidewalks and pavement; these budgets are constrained by the availability of transportation specific and general funds. The SDOT Asset Management website (<https://www.seattle.gov/transportation/about-sdot/asset-management>) provides unconstrained operational cost forecasting by asset type, typical lifecycle and average maintenance cost ranges.

Northgate Bike and Pedestrian Improvements

Project No:	MC-TR-C055	BSL Code:	BC-TR-19003
Project Type:	Discrete	BSL Name:	Mobility-Capital
Project Category:	Improved Facility	Location:	Various
Current Project Stage:	Stage 5 - Construction	Council District:	Council District 4
Start/End Date:	2017 - 2019	Neighborhood District:	North
Total Project Cost:	\$1,501	Urban Village:	Northgate

This project will construct new sidewalks on NE 95th St and NE 98th St. These sidewalks are included in the pedestrian and bike improvements being implemented as part of an agreement with Sound Transit to enhance access to the planned Light Rail station at Northgate. Locations: 1) NE 95th St between 1st Ave NE and 5th Avenue NE, and 2) NE 98th St between 5th Ave NE and 8th Ave NE.

Resources	LTD Actuals	2020 Revised	2021	2022	2023	2024	2025	2026	Total
Commercial Parking Tax	302	198	-	-	-	-	-	-	500
Federal Grant Funds	38	462	-	-	-	-	-	-	500
Real Estate Excise Tax II	308	192	-	-	-	-	-	-	500
Transportation Move Seattle Levy - Lid Lift	2	-	-	-	-	-	-	-	1
Total:	650	851	-	-	-	-	-	-	1,501
Fund Appropriations / Allocations¹	LTD Actuals	2020 Revised	2021	2022	2023	2024	2025	2026	Total
Move Seattle Levy Fund	2	-	-	-	-	-	-	-	1
REET II Capital Fund	308	192	-	-	-	-	-	-	500
Transportation Fund	340	660	-	-	-	-	-	-	1,000
Total:	650	851	-	-	-	-	-	-	1,501

O&M Impacts: SDOT has individual project budgets for the maintenance of painted markings, signage, signals, bridges and roadway structures, urban forestry, and sidewalks and pavement; these budgets are constrained by the availability of transportation specific and general funds. The SDOT Asset Management website (<https://www.seattle.gov/transportation/about-sdot/asset-management>) provides unconstrained operational cost forecasting by asset type, typical lifecycle and average maintenance cost ranges.

¹Funds are appropriated through the Adopted Budget at the Budget Summary Level. All Amounts shown above are in thousands of dollars

Northgate Bridge and Cycle Track

Project No:	MC-TR-C030	BSL Code:	BC-TR-19003
Project Type:	Discrete	BSL Name:	Mobility-Capital
Project Category:	Improved Facility	Location:	Multiple
Current Project Stage:	Stage 5 - Construction	Council District:	Council District 4
Start/End Date:	2013 - 2021	Neighborhood District:	North
Total Project Cost:	\$56,154	Urban Village:	Northgate

This project will construct pedestrian and bicycle improvements to enhance access to the planned Sound Transit Light Rail station at Northgate. The improvements include a pedestrian and bike bridge over I-5 and a multi-use path along 1st Avenue NE.

Resources	LTD Actuals	2020 Revised	2021	2022	2023	2024	2025	2026	Total
City Light Fund Revenues	-	219	-	-	-	-	-	-	219
Federal Grant Funds	1,313	-	-	-	-	-	-	-	1,313
Interdepartmental Transfer	-	-	-	-	-	-	-	-	-
LTGO Bond Proceeds	2,522	58	15,022	-	-	-	-	-	17,601
Partnership Funds	-	-	-	-	-	-	-	-	-
Real Estate Excise Tax I	2,349	651	-	-	-	-	-	-	3,000
Sound Transit Funds	-	4,500	2,800	-	-	-	-	-	7,300
State Grant Funds	1,462	8,538	-	-	-	-	-	-	10,000
Street Vacations - SVF	944	10	-	-	-	-	-	-	954
Transportation Funding Package - Lid Lift	200	-	-	-	-	-	-	-	200
Transportation Move Seattle Levy - Lid Lift	2,627	8,045	-	999	-	-	-	-	11,671
User Fees	926	2,970	-	-	-	-	-	-	3,896
Total:	12,343	24,990	17,822	999	-	-	-	-	56,154
Fund Appropriations / Allocations¹	LTD Actuals	2020 Revised	2021	2022	2023	2024	2025	2026	Total
2017 Multipurpose LTGO Bond Fund	2,522	58	-	-	-	-	-	-	2,580
2021 Multipurpose LTGO Bond Fund	-	-	15,022	-	-	-	-	-	15,022
Bridging The Gap Levy Fund	200	-	-	-	-	-	-	-	200
Move Seattle Levy Fund	2,626	8,046	-	999	-	-	-	-	11,671
REET I Capital Fund	2,349	651	-	-	-	-	-	-	3,000
Transportation Fund	4,646	16,236	2,800	-	-	-	-	-	23,681
Total:	12,343	24,990	17,822	999	-	-	-	-	56,154

O&M Impacts: This new asset will require additional O&M support. The annual estimate will be provided in the 2021 budget process.

¹Funds are appropriated through the Adopted Budget at the Budget Summary Level. All Amounts shown above are in thousands of dollars

Northlake Retaining Wall

Project No:	MC-TR-C102	BSL Code:	BC-TR-19001
Project Type:	Discrete	BSL Name:	Major Maintenance/Replacement
Project Category:	Rehabilitation or Restoration	Location:	Northlake Way @ Stone Way
Current Project Stage:	Stage 2 - Initiation, Project Definition, & Planning	Council District:	Council District 4
Start/End Date:	2019 - 2023	Neighborhood District:	Not in a Neighborhood District
Total Project Cost Range:	27,500 - 35,000	Urban Village:	Fremont

This project will repair the Northlake Retaining Wall, which is a 452-foot-long lake front timber structure that was constructed in 1951 and is located at the north end of Lake Union adjacent to North Northlake Avenue. The wall currently shows signs of advanced deterioration, overstress, and some sections of structural failure. The current calculated capacity/demand ratio is 0.1 where 1.0 represents stability. This presents a significant risk to public safety given the right-of-way supported by the wall, the private structures directly outshore and adjacent to the wall, and the close proximity (immediately adjacent and up to 50 feet inshore) of overhead power lines and subsurface gas, sewer, drainage, and water utility infrastructure.

Resources	LTD Actuals	2020 Revised	2021	2022	2023	2024	2025	2026	Total
LTGO Bond Proceeds	-	2,000	-	-	-	-	-	-	2,000
Street Vacations - SVF	-	-	2,000	-	-	-	-	-	2,000
Total:	-	2,000	2,000	-	-	-	-	-	4,000
Fund Appropriations / Allocations ¹	LTD Actuals	2020 Revised	2021	2022	2023	2024	2025	2026	Total
2018 Multipurpose LTGO Bond Fund	-	2,000	-	-	-	-	-	-	2,000
Transportation Fund	-	-	2,000	-	-	-	-	-	2,000
Total:	-	2,000	2,000	-	-	-	-	-	4,000
Unsecured Funding:	LTD Actuals	2020 Revised	2021	2022	2023	2024	2025	2026	Total
To Be Determined	-	-	-	23,000	500	-	-	-	23,500
Total:	-	-	-	23,000	500	-	-	-	23,500

Financial Planning Strategy: The estimated cost to reach the 100% design level is \$4,000,000, \$2,000,000 of which will be funded by LTGO bonds. The remaining \$2,000,000 needed to reach 100% of design will be funded with Street Vacations proceeds.

At 30% design, SDOT will reevaluate the total project cost and the financial planning strategy for the remaining costs of the project, which will include local funding, debt financing, and grant funding.

O&M Impacts: There will be ongoing operations and maintenance (O&M) costs for SDOT to maintain the retaining wall after full replacement. The estimate is \$50,000/year over the 75-year design life of the structure which includes labor (maintenance, engineering, and inspection) and non-labor (materials). This would be added to the Bridge/Structures Maintenance O&M budget. An O&M BIP will be submitted along with subsequent BIPs for the final design phases in the future.

¹Funds are appropriated through the Adopted Budget at the Budget Summary Level. All Amounts shown above are in thousands of dollars

Overlook Walk and East-West Connections Project

Project No:	MC-TR-C073	BSL Code:	BC-TR-19002
Project Type:	Discrete	BSL Name:	Major Projects
Project Category:	New Investment	Location:	Multiple
Current Project Stage:	Stage 3 - Design	Council District:	Multiple
Start/End Date:	2013 - 2024	Neighborhood District:	Downtown
Total Project Cost:	\$184,339	Urban Village:	Downtown

Removing the Alaskan Way Viaduct provides the opportunity for the City to improve key connections between the downtown core and the waterfront. The specific east/west streets targeted for improving connections include: Bell Street, King Street, Main Street, Pike Street, Pine Street, Railroad Way, Union Street, Washington Street, and Yesler Way. In addition to these east/west street connections, the waterfront improvement program also includes Overlook Walk, which will provide a pedestrian oriented connection between the waterfront, the Aquarium and Pike Place Market with ADA access, views, and public open spaces. This project is part of the overall waterfront improvement program. Expenditures to the Local Improvement District Bonds revenue source that occur prior to 2019 represent anticipated future bond sales. This project includes funding from the Waterfront Local Improvement District (LID #7651) formed by City Council via Ordinance 125760 in January 2019. (Interfund Loan shown through 2020 will be repaid by Local Improvement District Bonds. The Interfund Loan – CWIF shown in 2023 will be repaid with philanthropic funds in 2024 and 2025.)

Resources	LTD Actuals	2020 Revised	2021	2022	2023	2024	2025	2026	Total
Interfund Loan	3,952	4,748	-	-	-	-	-	-	8,700
Interfund Loan - CWIF	-	-	-	-	19,450	-	-	-	19,450
Local Improvement District Bonds	-	7,008	-	51,871	23,450	350	-	-	82,679
LTGO Bond Proceeds	6,846	3,820	4,260	4,630	3,250	-	-	-	22,806
Private Funding/Donations	-	4,355	6,399	15,091	8,185	2,900	-	-	36,930
Street Vacations - SVF	218	1,282	1,000	4,000	3,500	-	-	-	10,000
User Fees	3,562	213	-	-	-	-	-	-	3,775
Total:	14,578	21,426	11,659	75,592	57,835	3,250	-	-	184,339
Fund Appropriations / Allocations¹	LTD Actuals	2020 Revised	2021	2022	2023	2024	2025	2026	Total
2015 Multipurpose LTGO Bond Fund	1,344	36	-	-	-	-	-	-	1,379
2017 LTGO Taxable Bond Fund	2,086	1,195	-	-	-	-	-	-	3,281
2018 LTGO Taxable Bond Fund	2,416	864	-	-	-	-	-	-	3,280
2019 LTGO Taxable Bond Fund	1,000	-	-	-	-	-	-	-	1,000
2020 Multipurpose LTGO Bond Fund	-	1,725	-	-	-	-	-	-	1,725
2021 LTGO Taxable Bond Fund	-	-	4,260	-	-	-	-	-	4,260
2022 LTGO Taxable Bond Fund	-	-	-	4,630	-	-	-	-	4,630
2023 LTGO Taxable Bond Fund	-	-	-	-	2,500	-	-	-	2,500
2023 Multipurpose LTGO Bond Fund	-	-	-	-	750	-	-	-	750
Central Waterfront Improvement Fund	4,089	10,466	7,399	19,091	31,135	2,900	-	-	75,080
Transportation Fund	3,643	132	-	-	-	-	-	-	3,775
Waterfront LID #6751	-	7,008	-	51,871	23,450	350	-	-	82,679
Total:	14,578	21,426	11,659	75,592	57,835	3,250	-	-	184,339

O&M Impacts: This project includes a mix of upgrading existing streets and building new infrastructure. O&M for new public open spaces, such as the Overlook Walk will be funded by the Metropolitan Park District. Transportation infrastructure capital elements are planned to be maintained through the proposed Waterfront Transportation Infrastructure Maintenance project, MC-TR-109.

¹Funds are appropriated through the Adopted Budget at the Budget Summary Level. All Amounts shown above are in thousands of dollars

Pay Stations

Project No:	MC-TR-C024	BSL Code:	BC-TR-19003
Project Type:	Discrete	BSL Name:	Mobility-Capital
Project Category:	New Investment	Location:	Various
Current Project Stage:	Stage 6 - Closeout	Council District:	Multiple
Start/End Date:	2004 - 2019	Neighborhood District:	Multiple
Total Project Cost:	\$30,550	Urban Village:	Multiple

This project funds the installation of parking pay stations to manage on-street parking and improve access for visitors and customers in commercial and retail areas. From 2015 through 2019, SDOT replaced its aging pay stations through a new vendor with a combination of brand-new pay stations and retrofit pay stations (keeping the older stainless-steel housing where possible but installing new technology and software.) SDOT has adopted an "Asset Lite" strategy, replacing 15%-20% fewer pay stations, while keeping at least one pay station on every block. Through the end of 2019, SDOT installed 1,030 new pay stations and 580 retrofit pay stations. The project includes the transition from pay and display payment to pay-by-plate payment, which was accomplished at the end of 2019. As other neighborhood parking plans are completed through SDOT's Community Access and Parking Program, and paid parking is otherwise expanded to new areas, supplemental budget may be requested for this project to purchase and install parking pay stations in these new areas.

Resources	LTD Actuals	2020 Revised	2021	2022	2023	2024	2025	2026	Total
Commercial Parking Tax	-	37	-	-	-	-	-	-	37
General Fund	2,306	-	-	-	-	-	-	-	2,306
LTGO Bond Proceeds	25,979	301	-	-	-	-	-	-	26,280
Parking Garage Disposition Proceeds	1,927	-	-	-	-	-	-	-	1,927
Total:	30,212	338	-	-	-	-	-	-	30,550
Fund Appropriations / Allocations¹	LTD Actuals	2020 Revised	2021	2022	2023	2024	2025	2026	Total
2007 Multipurpose LTGO Bond Fund	3,400	-	-	-	-	-	-	-	3,400
2008 Multipurpose LTGO Bond Fund	2,175	-	-	-	-	-	-	-	2,175
2010 Multipurpose LTGO Bond Fund	2,026	-	-	-	-	-	-	-	2,026
2016 Multipurpose LTGO Bond Fund	7,173	43	-	-	-	-	-	-	7,216
2018 Multipurpose LTGO Bond Fund	892	258	-	-	-	-	-	-	1,150
Garage Disposition Proceeds	1,927	-	-	-	-	-	-	-	1,927
General Fund	2,306	-	-	-	-	-	-	-	2,306
tipurpose LTGO Bond Fund	10,313	-	-	-	-	-	-	-	10,313
Transportation Fund	-	37	-	-	-	-	-	-	37
Total:	30,212	338	-	-	-	-	-	-	30,550

O&M Impacts: The Parking Program has an established O&M budget to maintain pay stations and implement parking policies. These O&M resources are needed to ensure the revenue produced from the pay stations is received.

¹Funds are appropriated through the Adopted Budget at the Budget Summary Level. All Amounts shown above are in thousands of dollars

Pedestrian Master Plan - Crossing Improvements

Project No:	MC-TR-C061	BSL Code:	BC-TR-19003
Project Type:	Ongoing	BSL Name:	Mobility-Capital
Project Category:	Improved Facility	Location:	Citywide
Current Project Stage:	N/A	Council District:	Multiple
Start/End Date:	N/A	Neighborhood District:	Multiple
Total Project Cost:	N/A	Urban Village:	Multiple

This ongoing program implements the Pedestrian Master Plan. Typical improvements may include the installation of new marked crosswalks, curb bulbs, pedestrian signals, curb ramps, and pedestrian lighting. The goals of the program are to reduce the number and severity of crashes involving pedestrians; make Seattle a more walkable city for all through equity in public engagement, service delivery, accessibility, and capital investments; develop a pedestrian environment that sustains healthy communities and supports a vibrant economy; and raise awareness of the important role of walking in promoting health and preventing disease.

Resources	LTD Actuals	2020 Revised	2021	2022	2023	2024	2025	2026	Total
Commercial Parking Tax	3,786	146	-	-	-	-	-	-	3,932
Federal Grant Funds	74	561	-	-	-	-	-	-	635
General Fund	58	-	-	-	-	-	-	-	58
Interdepartmental Transfer	-	-	1	2	-	-	-	-	3
Partnership - WSDOT	392	-	-	-	-	-	-	-	392
Public Works Trust Fund Proceeds	(17)	17	-	-	-	-	-	-	-
Real Estate Excise Tax I	1,867	48	-	-	-	-	-	-	1,915
Real Estate Excise Tax II	452	6	148	1,000	-	-	500	500	2,606
Rubble Yard Proceeds	528	-	-	-	-	-	-	-	528
State Gas Taxes - City Street Fund	316	803	852	-	-	-	-	-	1,970
State Grant Funds	-	50	-	-	-	-	-	-	50
Street Vacations - CRSU	6	(6)	-	-	-	-	-	-	-
Street Vacations - SVF	-	1,677	-	-	-	-	-	-	1,677
Transportation Funding Package - Lid Lift	4,638	-	-	-	-	-	-	-	4,638
Transportation Move Seattle Levy - Lid Lift	4,502	780	4,187	2,999	4,042	1,428	-	-	17,939
Vehicle Licensing Fees	115	75	50	-	-	-	-	-	240
Total:	16,718	4,156	5,238	4,001	4,042	1,428	500	500	36,583
Fund Appropriations / Allocations¹	LTD Actuals	2020 Revised	2021	2022	2023	2024	2025	2026	Total
Bridging The Gap Levy Fund	4,638	-	-	-	-	-	-	-	4,638
General Fund	58	-	-	-	-	-	-	-	58
Move Seattle Levy Fund	4,458	825	4,187	2,999	4,042	1,428	-	-	17,939
REET I Capital Fund	1,867	47	-	-	-	-	-	-	1,915
REET II Capital Fund	451	6	148	1,000	-	-	500	500	2,606
Transportation Benefit District Fund	115	75	50	-	-	-	-	-	240
Transportation Fund	5,130	3,203	853	1	-	-	-	-	9,189
Total:	16,718	4,156	5,238	4,001	4,042	1,428	500	500	36,583
Unsecured Funding:	LTD Actuals	2020 Revised	2021	2022	2023	2024	2025	2026	Total
To Be Determined	-	-	-	-	676	1,300	2,810	2,850	7,636
Total:	-	-	-	-	676	1,300	2,810	2,850	7,636

Unsecured Funding Strategy: SDOT will evaluate deliverables, prioritize and scale projects to the extent feasible, and continue to pursue grant and partnership opportunities to resolve potential funding deficits. Funding for this program beyond 2024 is dependent upon a future voter approved levy.

¹Funds are appropriated through the Adopted Budget at the Budget Summary Level. All Amounts shown above are in thousands of dollars

O&M Impacts: SDOT has individual project budgets for the maintenance of painted markings, signage, signals, bridges and roadway structures, urban forestry, and sidewalks and pavement; these budgets are constrained by the availability of transportation specific and general funds. The SDOT Asset Management website (<https://www.seattle.gov/transportation/about-sdot/asset-management>) provides unconstrained operational cost forecasting by asset type, typical lifecycle and average maintenance cost ranges.

Pedestrian Master Plan - New Sidewalks

Project No:	MC-TR-C058	BSL Code:	BC-TR-19003
Project Type:	Ongoing	BSL Name:	Mobility-Capital
Project Category:	New Facility	Location:	Citywide
Current Project Stage:	N/A	Council District:	Multiple
Start/End Date:	N/A	Neighborhood District:	Multiple
Total Project Cost:	N/A	Urban Village:	Multiple

This project enhances the pedestrian environment in Seattle's neighborhoods by dedicating funding to construct new sidewalks. The New Sidewalk Program draws funding from the School Safety Traffic and Pedestrian Improvement (SSTPI) Fund to improve sidewalks and the pedestrian environment near schools. Additional funding is drawn from other sources to pay for new sidewalk construction near frequent transit routes.

Resources	LTD Actuals	2020 Revised	2021	2022	2023	2024	2025	2026	Total
Commercial Parking Tax	1,482	(8)	-	-	-	-	-	-	1,474
Developer Mitigation	253	584	-	-	-	-	-	-	837
Drainage and Wastewater Rates	203	574	7	-	-	-	-	-	783
Federal Grant Funds	907	1,465	200	-	-	-	-	-	2,572
General Fund	775	-	-	-	-	-	-	-	775
Interdepartmental Transfer	-	-	-	-	-	-	-	-	-
Miscellaneous Grants or Donations	-	3,300	-	-	-	-	-	-	3,300
Private Funding/Donations	-	-	600	-	-	-	-	-	600
Real Estate Excise Tax II	3,543	3,299	1	-	-	-	-	-	6,843
School Camera Ticket Revenues	9,848	(543)	577	1,988	1,505	360	2,842	2,927	19,503
State Gas Taxes - City Street Fund	73	-	-	-	-	-	-	-	73
State Grant Funds	1,096	1,016	-	-	-	-	-	-	2,112
Traffic Enforcement Camera Revenue	5,329	6,838	-	-	-	-	-	-	12,167
Transportation Move Seattle Levy - Lid Lift	20,853	6,565	3,301	2,080	4,651	333	-	-	37,783
Vehicle Licensing Fees	939	284	-	-	-	-	-	-	1,223
Water Rates	37	(37)	-	-	-	-	-	-	-
Total:	45,337	23,337	4,686	4,068	6,155	693	2,842	2,927	90,045
Fund Appropriations / Allocations¹	LTD Actuals	2020 Revised	2021	2022	2023	2024	2025	2026	Total
General Fund	775	-	-	-	-	-	-	-	775
Move Seattle Levy Fund	20,853	6,565	3,301	2,080	4,651	333	-	-	37,783
REET II Capital Fund	3,543	3,299	1	-	-	-	-	-	6,843
School Safety Traffic and Pedestrian Improvement Fund	15,096	6,376	577	1,988	1,505	360	2,842	2,927	31,670
Transportation Benefit District Fund	908	315	-	-	-	-	-	-	1,223
Transportation Fund	4,163	6,781	807	-	-	-	-	-	11,751
Total:	45,337	23,337	4,686	4,068	6,155	693	2,842	2,927	90,045
Unsecured Funding:	LTD Actuals	2020 Revised	2021	2022	2023	2024	2025	2026	Total
To Be Determined	-	-	-	-	-	-	3,759	-	3,759
Total:	-	-	-	-	-	-	3,759	-	3,759

Unsecured Funding Strategy: Funding for this program beyond 2024 is dependent upon a future voter approved levy.

¹Funds are appropriated through the Adopted Budget at the Budget Summary Level. All Amounts shown above are in thousands of dollars

O&M Impacts: SDOT has individual project budgets for the maintenance of painted markings, signage, signals, bridges and roadway structures, urban forestry, and sidewalks and pavement; these budgets are constrained by the availability of transportation specific and general funds. The SDOT Asset Management website (<https://www.seattle.gov/transportation/about-sdot/asset-management>) provides unconstrained operational cost forecasting by asset type, typical lifecycle and average maintenance cost ranges.

Pedestrian Master Plan - School Safety

Project No:	MC-TR-C059	BSL Code:	BC-TR-19003
Project Type:	Ongoing	BSL Name:	Mobility-Capital
Project Category:	Improved Facility	Location:	Citywide
Current Project Stage:	N/A	Council District:	Multiple
Start/End Date:	N/A	Neighborhood District:	Multiple
Total Project Cost:	N/A	Urban Village:	Multiple

This project improves pedestrian and bicycle safety around schools. The work typically includes school zone signing and 20mph flashing beacons; new crosswalks; curb bulbs; crossing beacons and pedestrian signals; new sidewalks and maintenance; traffic calming; changes to traffic circulation around schools; installation of school zone cameras; and school walking route maps. The base level of transportation funding provides improvements at approximately three to four schools per year. The project also funds safe biking and walking education and traffic safety outreach campaigns. Operation of school zone cameras is directly funded from the Seattle Police Department budget.

Resources	LTD Actuals	2020 Revised	2021	2022	2023	2024	2025	2026	Total
20% Red Light Camera Revenue	-	-	8	10	-	-	-	-	18
City Light Fund Revenues	-	-	729	-	-	-	-	-	729
Commercial Parking Tax	1	(1)	-	-	-	-	-	-	-
Federal Grant Funds	2,627	376	-	-	-	-	-	-	3,003
General Fund	320	-	-	-	-	-	-	-	320
Real Estate Excise Tax II	5,065	26	-	-	-	-	-	-	5,090
School Camera Ticket Revenues	13,149	3,308	3,799	2,970	5,805	6,078	3,093	3,186	41,388
State Grant Funds	281	-	-	-	-	-	-	-	281
Transportation Funding Package - Lid Lift	3,690	-	-	-	-	-	-	-	3,690
Transportation Move Seattle Levy - Lid Lift	2,883	856	-	-	800	800	-	-	5,339
User Fees	1,909	-	-	-	-	-	-	-	1,909
Total:	29,926	4,564	4,536	2,980	6,605	6,878	3,093	3,186	61,768
Fund Appropriations / Allocations¹	LTD Actuals	2020 Revised	2021	2022	2023	2024	2025	2026	Total
Bridging The Gap Levy Fund	3,690	-	-	-	-	-	-	-	3,690
General Fund	320	-	-	-	-	-	-	-	320
Move Seattle Levy Fund	2,883	1,106	-	-	800	800	-	-	5,589
REET II Capital Fund	5,065	26	-	-	-	-	-	-	5,090
School Safety Traffic and Pedestrian Improvement Fund	13,133	3,074	3,807	2,980	5,805	6,078	3,093	3,186	41,156
Transportation Fund	4,835	359	729	-	-	-	-	-	5,922
Total:	29,926	4,564	4,536	2,980	6,605	6,878	3,093	3,186	61,768

O&M Impacts: SDOT has individual project budgets for the maintenance of painted markings, signage, signals, bridges and roadway structures, urban forestry, and sidewalks and pavement; these budgets are constrained by the availability of transportation specific and general funds. The SDOT Asset Management website (<https://www.seattle.gov/transportation/about-sdot/asset-management>) provides unconstrained operational cost forecasting by asset type, typical lifecycle and average maintenance cost ranges.

¹Funds are appropriated through the Adopted Budget at the Budget Summary Level. All Amounts shown above are in thousands of dollars

Pedestrian Master Plan - Stairway Rehabilitation

Project No:	MC-TR-C031	BSL Code:	BC-TR-19003
Project Type:	Ongoing	BSL Name:	Mobility-Capital
Project Category:	Rehabilitation or Restoration	Location:	Various
Current Project Stage:	N/A	Council District:	Multiple
Start/End Date:	N/A	Neighborhood District:	Multiple
Total Project Cost:	N/A	Urban Village:	Multiple

This ongoing program implements the Pedestrian Master Plan. The primary goals of the Pedestrian Master Plan is to reduce the number of crashes involving pedestrians; make Seattle a more walkable city for all through equity in public engagement, service delivery, accessibility, and capital investments; develop a pedestrian environment that sustains healthy communities and supports a vibrant economy; and raise awareness of the important role of walking in promoting health and preventing disease. The sub-program, Stairway Rehabilitation, funds projects to rebuild and/or rehabilitate stairways to the current standards, that includes but not limited to adding proper width, step height, grip rail, landings, and other features required by the Americans with Disabilities Act. The historical LTD amount for the Stairway Rehabilitation is in project TC367150.

Resources	LTD Actuals	2020 Revised	2021	2022	2023	2024	2025	2026	Total
Commercial Parking Tax	-	23	-	-	-	-	-	-	23
General Fund	38	17	61	-	-	-	-	-	115
Interdepartmental Transfer	-	-	-	-	-	-	-	-	-
Miscellaneous Revenues	83	2	-	-	-	-	-	-	85
Multimodal Funds	56	59	-	62	64	-	66	-	307
Real Estate Excise Tax I	-	17	-	-	-	-	-	-	17
Real Estate Excise Tax II	37	-	49	49	49	113	49	-	347
State Gas Taxes - City Street Fund	-	14	-	-	-	-	-	-	14
Transportation Move Seattle Levy - Lid Lift	1,728	393	541	551	561	572	16	-	4,362
Vehicle Licensing Fees	1,151	519	812	832	851	871	273	-	5,308
Total:	3,093	1,044	1,462	1,494	1,525	1,556	403	-	10,577
Fund Appropriations / Allocations ¹	LTD Actuals	2020 Revised	2021	2022	2023	2024	2025	2026	Total
General Fund	38	17	61	-	-	-	-	-	115
Move Seattle Levy Fund	1,728	393	541	551	561	572	16	-	4,362
REET I Capital Fund	-	17	-	-	-	-	-	-	17
REET II Capital Fund	37	-	49	49	49	113	49	-	347
Transportation Benefit District Fund	1,151	519	812	832	851	871	273	-	5,308
Transportation Fund	139	98	-	62	64	-	66	-	429
Total:	3,093	1,044	1,462	1,494	1,525	1,556	403	-	10,577
Unsecured Funding:	LTD Actuals	2020 Revised	2021	2022	2023	2024	2025	2026	Total
To Be Determined	-	-	-	-	-	-	573	1,006	1,579
Total:	-	-	-	-	-	-	573	1,006	1,579

Unsecured Funding Strategy: Funding for this program beyond 2024 is dependent upon a future voter approved levy.

O&M Impacts: This is a capital maintenance project that reduces the need for O&M by improving asset condition.

RapidRide C & D Line Improvements

Project No:	MC-TR-C106	BSL Code:	BC-TR-19003
Project Type:	Discrete	BSL Name:	Mobility-Capital
Project Category:	New Investment	Location:	Various
Current Project Stage:	Stage 1 - Pre-Project Development	Council District:	Multiple
Start/End Date:	2021 - 2022	Neighborhood District:	Multiple
Total Project Cost:	\$12,000	Urban Village:	Multiple

This project will deliver additional transit spot improvements aimed at improving travel time and reliability along RapidRide C&D lines, in preparation for Light Rail extensions into the West Seattle and Ballard neighborhoods. These projects make changes to SDOT-owned infrastructure, including streets and signals, and will result in adjustments to signal and street operations.

Resources	LTD Actuals	2020 Revised	2021	2022	2023	2024	2025	2026	Total
Sound Transit Funds	-	-	6,000	6,000	-	-	-	-	12,000
Total:	-	-	6,000	6,000	-	-	-	-	12,000
Fund Appropriations / Allocations ¹	LTD Actuals	2020 Revised	2021	2022	2023	2024	2025	2026	Total
Transportation Fund	-	-	6,000	6,000	-	-	-	-	12,000
Total:	-	-	6,000	6,000	-	-	-	-	12,000

O&M Impacts: SDOT has individual project budgets for the maintenance of painted markings, signage, signals, bridges and roadway structures, urban forestry, and sidewalks and pavement; these budgets are constrained by the availability of transportation specific and general funds. The SDOT Asset Management website (<https://www.seattle.gov/transportation/about-sdot/asset-management>) provides unconstrained operational cost forecasting by asset type, typical lifecycle and average maintenance cost ranges.

RapidRide Roosevelt

Project No:	MC-TR-C013	BSL Code:	BC-TR-19003
Project Type:	Discrete	BSL Name:	Mobility-Capital
Project Category:	Improved Facility	Location:	Various
Current Project Stage:	Stage 3 - Design	Council District:	Multiple
Start/End Date:	2013 - 2024	Neighborhood District:	Multiple
Total Project Cost:	\$103,458	Urban Village:	Multiple

This project will provide a high-quality service connecting Downtown Seattle with the neighborhoods of South Lake Union, Eastlake, University District, and Roosevelt. This project also includes protected bike lanes, streetscape improvements and intersection improvements including ADA-compliant curb ramps to provide connections to upgraded RapidRide stations.

Resources	LTD Actuals	2020 Revised	2021	2022	2023	2024	2025	2026	Total
Commercial Parking Tax	700	-	-	-	-	-	-	-	700
Federal Grant Funds	-	4,030	12,000	5,999	20,000	11,000	-	-	53,029
King County Funds	-	5,997	-	-	-	-	-	-	5,997
Real Estate Excise Tax II	350	-	-	-	-	-	-	-	350
State Grant Funds	-	-	-	-	5,969	3,000	-	-	8,969
Street Vacations - CRSU	650	-	-	-	-	-	-	-	650
Transportation Move Seattle Levy - Lid Lift	5,414	2,786	165	134	-	-	-	-	8,499
Water Rates	-	-	2,871	15,000	5,000	2,392	-	-	25,263
Total:	7,114	12,814	15,036	21,133	30,969	16,392	-	-	103,458
Fund Appropriations / Allocations¹	LTD Actuals	2020 Revised	2021	2022	2023	2024	2025	2026	Total
Move Seattle Levy Fund	5,414	2,786	165	134	-	-	-	-	8,499
REET II Capital Fund	350	-	-	-	-	-	-	-	350
Transportation Fund	700	10,028	14,870	20,999	30,969	16,392	-	-	93,959
Unrestricted Cumulative Reserve Fund	650	-	-	-	-	-	-	-	650
Total:	7,114	12,814	15,036	21,133	30,969	16,392	-	-	103,458

O&M Impacts: SDOT has individual project budgets for the maintenance of painted markings, signage, signals, bridges and roadway structures, urban forestry, and sidewalks and pavement; these budgets are constrained by the availability of transportation specific and general funds. The SDOT Asset Management website (<https://www.seattle.gov/transportation/about-sdot/asset-management>) provides unconstrained operational cost forecasting by asset type, typical lifecycle and average maintenance cost ranges.

¹Funds are appropriated through the Adopted Budget at the Budget Summary Level. All Amounts shown above are in thousands of dollars

Retaining Wall Repair and Restoration

Project No:	MC-TR-C032	BSL Code:	BC-TR-19001
Project Type:	Ongoing	BSL Name:	Major Maintenance/Replacement
Project Category:	Rehabilitation or Restoration	Location:	Citywide
Current Project Stage:	N/A	Council District:	Multiple
Start/End Date:	N/A	Neighborhood District:	Multiple
Total Project Cost:	N/A	Urban Village:	Multiple

This ongoing asset preservation program provides funding for City crews to repair or reconstruct retaining walls owned and maintained by SDOT. The repairs/reconstruction are crucial to preserving the adjoining sidewalks and roadways within the public right-of-way. The repair and/or replacement of more expensive retaining walls, such as the seawall, within the program is currently underfunded.

Resources	LTD Actuals	2020 Revised	2021	2022	2023	2024	2025	2026	Total
Commercial Parking Tax	697	91	-	-	-	-	-	-	789
General Fund	779	-	-	-	-	-	-	-	779
LTGO Bond Proceeds	130	-	-	-	-	-	-	-	130
Parking Garage Disposition Proceeds	1,500	-	-	-	-	-	-	-	1,500
Real Estate Excise Tax I	286	-	-	-	-	-	-	-	286
Real Estate Excise Tax II	3,761	299	212	212	212	212	212	-	5,120
State Gas Taxes - City Street Fund	481	-	-	-	-	-	-	-	481
Total:	7,635	390	212	212	212	212	212	-	9,085
Fund Appropriations / Allocations¹	LTD Actuals	2020 Revised	2021	2022	2023	2024	2025	2026	Total
Garage Disposition Proceeds	1,500	-	-	-	-	-	-	-	1,500
General Fund	779	-	-	-	-	-	-	-	779
REET I Capital Fund	286	-	-	-	-	-	-	-	286
REET II Capital Fund	3,761	299	212	212	212	212	212	-	5,120
Transportation Bond Fund	130	-	-	-	-	-	-	-	130
Transportation Fund	1,178	91	-	-	-	-	-	-	1,269
Total:	7,635	390	212	212	212	212	212	-	9,085
Unsecured Funding:	LTD Actuals	2020 Revised	2021	2022	2023	2024	2025	2026	Total
To Be Determined	-	-	-	-	-	-	-	212	212
Total:	-	-	-	-	-	-	-	212	212

O&M Impacts: This is a capital maintenance project that reduces the need for O&M by improving asset condition.

Route 40 Transit-Plus Multimodal Corridor

Project No:	MC-TR-C079	BSL Code:	BC-TR-19003
Project Type:	Discrete	BSL Name:	Mobility-Capital
Project Category:	Improved Facility	Location:	Various
Current Project Stage:	Stage 2 - Initiation, Project Definition, & Planning	Council District:	Multiple
Start/End Date:	2016 - 2024	Neighborhood District:	Multiple
Total Project Cost:	\$21,132	Urban Village:	Multiple

This project will design and construct transit speed and reliability improvements and upgraded bus stop passenger facilities. Improvements to the route, which connects Downtown, South Lake Union, Fremont, Ballard, and Northgate, will support conversion to RapidRide service by partner agency King County Metro.

Resources	LTD Actuals	2020 Revised	2021	2022	2023	2024	2025	2026	Total
Federal Grant Funds	-	-	-	-	4,000	-	-	-	4,000
State Grant Funds	-	-	-	3,434	-	-	-	-	3,434
Transportation Move Seattle Levy - Lid Lift	390	755	833	1,999	3,675	80	-	-	7,732
Total:	390	755	833	5,433	7,675	80	-	-	15,166
Fund Appropriations / Allocations ¹	LTD Actuals	2020 Revised	2021	2022	2023	2024	2025	2026	Total
Move Seattle Levy Fund	390	755	833	1,999	3,675	80	-	-	7,732
Transportation Fund	-	-	-	3,434	4,000	-	-	-	7,434
Total:	390	755	833	5,433	7,675	80	-	-	15,166
Unsecured Funding:	LTD Actuals	2020 Revised	2021	2022	2023	2024	2025	2026	Total
To Be Determined	-	-	-	-	-	5,966	-	-	5,966
Total:	-	-	-	-	-	5,966	-	-	5,966

Unsecured Funding Strategy: SDOT plans to compete for FTA and WSDOT grants, as well as work with regional partners to secure funding.

O&M Impacts: SDOT has individual project budgets for the maintenance of painted markings, signage, signals, bridges and roadway structures, urban forestry, and sidewalks and pavement; these budgets are constrained by the availability of transportation specific and general funds. The SDOT Asset Management website (<https://www.seattle.gov/transportation/about-sdot/asset-management>) provides unconstrained operational cost forecasting by asset type, typical lifecycle and average maintenance cost ranges.

Route 44 Transit-Plus Multimodal Corridor

Project No:	MC-TR-C078	BSL Code:	BC-TR-19003
Project Type:	Discrete	BSL Name:	Mobility-Capital
Project Category:	Improved Facility	Location:	Various
Current Project Stage:	Stage 2 - Initiation, Project Definition, & Planning	Council District:	Multiple
Start/End Date:	2019 - 2023	Neighborhood District:	Multiple
Total Project Cost:	\$14,604	Urban Village:	Multiple

This project will implement speed and reliability improvements along the Route 44 corridor. This project seeks to improve and make reliable the connection between the University of Washington, Wallingford, and Ballard. The project may add bus lanes, pedestrian improvements, channelization changes, signal modifications, transit signal priority, and new adaptive signals.

Resources	LTD Actuals	2020 Revised	2021	2022	2023	2024	2025	2026	Total
Commercial Parking Tax	50	-	-	-	-	-	-	-	50
State Grant Funds	-	4,000	-	-	2,000	-	-	-	6,000
Transportation Move Seattle Levy - Lid Lift	590	831	535	984	5,508	106	-	-	8,554
Total:	640	4,831	535	984	7,508	106	-	-	14,604
Fund Appropriations / Allocations ¹	LTD Actuals	2020 Revised	2021	2022	2023	2024	2025	2026	Total
Move Seattle Levy Fund	590	831	535	984	5,508	106	-	-	8,554
Transportation Fund	50	4,000	-	-	2,000	-	-	-	6,050
Total:	640	4,831	535	984	7,508	106	-	-	14,604

O&M Impacts: SDOT has individual project budgets for the maintenance of painted markings, signage, signals, bridges and roadway structures, urban forestry, and sidewalks and pavement; these budgets are constrained by the availability of transportation specific and general funds. The SDOT Asset Management website (<https://www.seattle.gov/transportation/about-sdot/asset-management>) provides unconstrained operational cost forecasting by asset type, typical lifecycle and average maintenance cost ranges.

¹Funds are appropriated through the Adopted Budget at the Budget Summary Level. All Amounts shown above are in thousands of dollars

Route 48 South Electrification

Project No:	MC-TR-C081	BSL Code:	BC-TR-19003
Project Type:	Discrete	BSL Name:	Mobility-Capital
Project Category:	New Investment	Location:	Various
Current Project Stage:	Stage 6 - Closeout	Council District:	Multiple
Start/End Date:	2018 - 2019	Neighborhood District:	Multiple
Total Project Cost:	\$42	Urban Village:	Multiple

This project will begin design of transit-related elements from Rainier Avenue South to NE 50th Street. The project includes two elements: 1) electrification of two gaps in the electric trolley network in order to convert King County Metro's Route 48 South to electric trolley bus operation and 2) transit operational, facility and access improvements along the two segments of Route 48 South. Elements could include bus stop improvements, thicker pavement at bus stops, upgrades to passenger amenities, and access improvements for pedestrians and cyclists connecting to bus stops.

Resources	LTD Actuals	2020 Revised	2021	2022	2023	2024	2025	2026	Total
Transportation Move Seattle Levy - Lid Lift	10	32	-	-	-	-	-	-	42
Total:	10	32	-	-	-	-	-	-	42
Fund Appropriations / Allocations¹	LTD Actuals	2020 Revised	2021	2022	2023	2024	2025	2026	Total
Move Seattle Levy Fund	10	32	-	-	-	-	-	-	42
Total:	10	32	-	-	-	-	-	-	42

O&M Impacts: Not applicable - does not create new assets.

¹Funds are appropriated through the Adopted Budget at the Budget Summary Level. All Amounts shown above are in thousands of dollars

Route 48 Transit-Plus Multimodal Corridor

Project No:	MC-TR-C107	BSL Code:	BC-TR-19003
Project Type:	Discrete	BSL Name:	Mobility-Capital
Project Category:	Improved Facility	Location:	Various
Current Project Stage:	Stage 2 - Initiation, Project Definition, & Planning	Council District:	Multiple
Start/End Date:	2021 - 2024	Neighborhood District:	Central
Total Project Cost:	\$2,098	Urban Village:	Multiple

This project will make transit speed and reliability and access improvements along the Rt 48 corridor. This is the 7th of seven transit corridor projects included in the Levy to Move Seattle’s Transit-Plus Multimodal Corridor Program.

Resources	LTD Actuals	2020 Revised	2021	2022	2023	2024	2025	2026	Total
Federal Grant Funds	-	-	-	-	-	1,153	-	-	1,153
Transportation Move Seattle Levy - Lid Lift	-	-	300	645	-	-	-	-	945
Total:	-	-	300	645	-	1,153	-	-	2,098

Fund Appropriations / Allocations¹	LTD Actuals	2020 Revised	2021	2022	2023	2024	2025	2026	Total
Move Seattle Levy Fund	-	-	300	645	-	-	-	-	945
Transportation Fund	-	-	-	-	-	1,153	-	-	1,153
Total:	-	-	300	645	-	1,153	-	-	2,098

O&M Impacts: SDOT has individual project budgets for the maintenance of painted markings, signage, signals, bridges and roadway structures, urban forestry, and sidewalks and pavement; these budgets are constrained by the availability of transportation specific and general funds. The SDOT Asset Management website (<https://www.seattle.gov/transportation/about-sdot/asset-management>) provides unconstrained operational cost forecasting by asset type, typical lifecycle and average maintenance cost ranges.

Route 7 Transit-Plus Multimodal Corridor Project

Project No:	MC-TR-C053	BSL Code:	BC-TR-19003
Project Type:	Discrete	BSL Name:	Mobility-Capital
Project Category:	Improved Facility	Location:	Rainier AVE
Current Project Stage:	Stage 3 - Design	Council District:	Council District 3
Start/End Date:	2016 - 2022	Neighborhood District:	Multiple
Total Project Cost:	\$7,518	Urban Village:	Multiple

This project, in partnership with King County Metro, will make street improvement on Rainier Ave which could include key features: dedicated bus lanes and queue jumps; and improvements to crossings and transit connections to help people access transit safely.

Resources	LTD Actuals	2020 Revised	2021	2022	2023	2024	2025	2026	Total
Commercial Parking Tax	-	9	-	-	-	-	-	-	9
Real Estate Excise Tax II	11	-	-	-	-	-	-	-	11
Transportation Move Seattle Levy - Lid Lift	2,726	799	2,088	1,886	-	-	-	-	7,499
Total:	2,737	807	2,088	1,886	-	-	-	-	7,518
Fund Appropriations / Allocations ¹	LTD Actuals	2020 Revised	2021	2022	2023	2024	2025	2026	Total
Move Seattle Levy Fund	2,726	799	2,088	1,886	-	-	-	-	7,499
REET II Capital Fund	11	-	-	-	-	-	-	-	11
Transportation Fund	-	9	-	-	-	-	-	-	9
Total:	2,737	807	2,088	1,886	-	-	-	-	7,518

O&M Impacts: SDOT has individual project budgets for the maintenance of painted markings, signage, signals, bridges and roadway structures, urban forestry, and sidewalks and pavement; these budgets are constrained by the availability of transportation specific and general funds. The SDOT Asset Management website (<https://www.seattle.gov/transportation/about-sdot/asset-management>) provides unconstrained operational cost forecasting by asset type, typical lifecycle and average maintenance cost ranges.

S Lander St. Grade Separation

Project No:	MC-TR-C028	BSL Code:	BC-TR-19003
Project Type:	Discrete	BSL Name:	Mobility-Capital
Project Category:	New Facility	Location:	S Lander St/1st Ave S/4th Ave S
Current Project Stage:	Stage 5 - Construction	Council District:	Council District 2
Start/End Date:	2001 - 2020	Neighborhood District:	Greater Duwamish
Total Project Cost:	\$92,225	Urban Village:	Not in an Urban Village

This project constructs a grade separation of the S Lander St. roadway and the Burlington Northern mainline railroad tracks between First Avenue S and Fourth Avenue S.

Resources	LTD Actuals	2020 Revised	2021	2022	2023	2024	2025	2026	Total
City Light Fund Revenues	124	251	-	-	-	-	-	-	375
Drainage and Wastewater Rates	859	(74)	-	-	-	-	-	-	785
Federal Grant Funds	29,041	23,857	4,596	-	-	-	-	-	57,494
Interdepartmental Transfer	-	-	-	-	-	-	-	-	-
King County Funds	628	272	-	-	-	-	-	-	900
LTGO Bond Proceeds	3,630	633	-	-	-	-	-	-	4,263
Miscellaneous Grants or Donations	-	-	-	-	-	-	-	-	-
Parking Garage Disposition Proceeds	2,200	-	-	-	-	-	-	-	2,200
Partnership - WSDOT	-	218	-	-	-	-	-	-	218
Partnership Funds	-	-	-	-	-	-	-	-	-
Port of Seattle Funds	1,994	2,353	-	-	-	-	-	-	4,347
Private Funding/Donations	816	525	161	-	-	-	-	-	1,502
Real Estate Excise Tax II	931	678	-	-	-	-	-	-	1,609
State Gas Taxes - City Street Fund	185	-	-	-	-	-	-	-	185
State Grant Funds	4,733	1,983	416	-	-	-	-	-	7,132
Transportation Move Seattle Levy - Lid Lift	4,409	1,260	4,792	-	-	-	-	-	10,460
Vehicle Licensing Fees	35	-	-	-	-	-	-	-	35
Water Rates	1,032	(312)	-	-	-	-	-	-	720
Total:	50,616	31,644	9,965	-	-	-	-	-	92,225
Fund Appropriations / Allocations ¹	LTD Actuals	2020 Revised	2021	2022	2023	2024	2025	2026	Total
2008 Multipurpose LTGO Bond Fund	2,213	-	-	-	-	-	-	-	2,213
2016 Multipurpose LTGO Bond Fund	1,000	-	-	-	-	-	-	-	1,000
2017 LTGO Taxable Bond Fund	-	86	-	-	-	-	-	-	86
2017 Multipurpose LTGO Bond Fund	344	620	-	-	-	-	-	-	964
Garage Disposition Proceeds	2,200	-	-	-	-	-	-	-	2,200
Move Seattle Levy Fund	4,383	1,286	4,792	-	-	-	-	-	10,460
REET II Capital Fund	931	678	-	-	-	-	-	-	1,609
Transportation Benefit District Fund	35	-	-	-	-	-	-	-	35
Transportation Fund	39,510	28,974	5,173	-	-	-	-	-	73,658
Total:	50,616	31,644	9,965	-	-	-	-	-	92,225

¹Funds are appropriated through the Adopted Budget at the Budget Summary Level. All Amounts shown above are in thousands of dollars

O&M Impacts: This new asset will require additional O&M support. The annual estimate will be provided in the 2021 budget process.

¹Funds are appropriated through the Adopted Budget at the Budget Summary Level. All Amounts shown above are in thousands of dollars

SDOT ADA Program

Project No:	MC-TR-C057	BSL Code:	BC-TR-19003
Project Type:	Ongoing	BSL Name:	Mobility-Capital
Project Category:	Improved Facility	Location:	Citywide
Current Project Stage:	N/A	Council District:	Multiple
Start/End Date:	N/A	Neighborhood District:	Multiple
Total Project Cost:	N/A	Urban Village:	Multiple

This program is responsible for prioritizing and constructing curb ramps and accessible pedestrian signals (APS) and improving access to city facilities for those living with disabilities.

Resources	LTD Actuals	2020 Revised	2021	2022	2023	2024	2025	2026	Total
Commercial Parking Tax	-	73	-	-	-	-	-	-	73
Multimodal Funds	74	276	-	-	-	-	-	-	350
Real Estate Excise Tax II	1,504	8,976	-	-	-	-	3,805	-	14,285
School Camera Ticket Revenues	159	3,709	2,000	2,249	2,500	2,750	-	-	13,367
State Gas Taxes - City Street Fund	476	538	-	-	-	-	341	-	1,355
Transportation Move Seattle Levy - Lid Lift	13,248	3,407	5,072	9,169	9,195	8,563	-	-	48,654
User Fees	-	500	-	-	-	-	-	-	500
Vehicle Licensing Fees	1,235	951	660	731	753	765	788	-	5,883
Total:	16,696	18,430	7,732	12,149	12,448	12,078	4,934	-	84,467
Fund Appropriations / Allocations ¹	LTD Actuals	2020 Revised	2021	2022	2023	2024	2025	2026	Total
Move Seattle Levy Fund	13,248	3,407	5,072	9,169	9,195	8,563	-	-	48,654
REET II Capital Fund	1,504	8,976	-	-	-	-	3,805	-	14,285
School Safety Traffic and Pedestrian Improvement Fund	159	3,709	2,000	2,249	2,500	2,750	-	-	13,367
Transportation Benefit District Fund	1,235	951	660	731	753	765	788	-	5,883
Transportation Fund	550	1,387	-	-	-	-	341	-	2,278
Total:	16,696	18,430	7,732	12,149	12,448	12,078	4,934	-	84,467
Unsecured Funding:	LTD Actuals	2020 Revised	2021	2022	2023	2024	2025	2026	Total
To Be Determined	-	-	-	-	-	-	3,321	10,713	14,034
Total:	-	-	-	-	-	-	3,321	10,713	14,034

Unsecured Funding Strategy: Funding for this program beyond 2024 is dependent upon a future voter approved levy.

O&M Impacts: SDOT has individual project budgets for the maintenance of painted markings, signage, signals, bridges and roadway structures, urban forestry, and sidewalks and pavement; these budgets are constrained by the availability of transportation specific and general funds. The SDOT Asset Management website (<https://www.seattle.gov/transportation/about-sdot/asset-management>) provides unconstrained operational cost forecasting by asset type, typical lifecycle and average maintenance cost ranges.

Seattle Transportation Benefit District - Capital Improvements

Project No:	MC-TR-C097	BSL Code:	BC-TR-19003
Project Type:	Ongoing	BSL Name:	Mobility-Capital
Project Category:	Improved Facility	Location:	Citywide
Current Project Stage:	N/A	Council District:	Citywide
Start/End Date:	N/A	Neighborhood District:	Multiple
Total Project Cost:	N/A	Urban Village:	Multiple

This program funds projects improving transit speed, reliability, safety, and passenger amenities which occur along transit routes or at stops that serve the Urban Centers and Villages across the Seattle. The program will provide transit speed and reliability improvements allowing the people of Seattle to more quickly, effectively and safely travel via transit to, through, and between Urban Centers and Villages.

Resources	LTD Actuals	2020 Revised	2021	2022	2023	2024	2025	2026	Total
Vehicle License Fees \$60 & 0.1% Sales Tax	402	4,829	2	2	-	-	-	-	5,235
Total:	402	4,829	2	2	-	-	-	-	5,235
Fund Appropriations / Allocations ¹	LTD Actuals	2020 Revised	2021	2022	2023	2024	2025	2026	Total
Transportation Benefit District Fund	402	4,829	2	2	-	-	-	-	5,235
Total:	402	4,829	2	2	-	-	-	-	5,235

O&M Impacts: SDOT has individual project budgets for the maintenance of painted markings, signage, signals, bridges and roadway structures, urban forestry, and sidewalks and pavement; these budgets are constrained by the availability of transportation specific and general funds. The SDOT Asset Management website (<https://www.seattle.gov/transportation/about-sdot/asset-management>) provides unconstrained operational cost forecasting by asset type, typical lifecycle and average maintenance cost ranges.

Seawall Maintenance

Project No:	MC-TR-C098	BSL Code:	BC-TR-19001
Project Type:	Ongoing	BSL Name:	Major Maintenance/Replacement
Project Category:	Rehabilitation or Restoration	Location:	Alaskan WAY
Current Project Stage:	N/A	Council District:	Council District 7
Start/End Date:	N/A	Neighborhood District:	Downtown
Total Project Cost:	N/A	Urban Village:	Multiple

This project will provide critical ongoing structural maintenance of the Elliott Bay Seawall, which is nearing completion. Replacement of existing assets, such as the Seawall, generally require minor maintenance, especially in the early years after the project is complete. However, the Seawall project is an exception as the asset has new features to maintain and the City, as part of its permit obligations, has committed to monitoring the performance of the habitat features over the next ten years and taking adaptive measures if performance goals are not met.

Resources	LTD Actuals	2020 Revised	2021	2022	2023	2024	2025	2026	Total
Commercial Parking Tax	1	879	269	825	732	339	246	-	3,291
Real Estate Excise Tax II	-	500	-	-	-	-	-	-	500
Street Vacations - SVF	-	36	-	-	-	-	-	-	36
Total:	1	1,415	269	825	732	339	246	-	3,827
Fund Appropriations / Allocations ¹	LTD Actuals	2020 Revised	2021	2022	2023	2024	2025	2026	Total
REET II Capital Fund	-	500	-	-	-	-	-	-	500
Transportation Fund	1	915	269	825	732	339	246	-	3,327
Total:	1	1,415	269	825	732	339	246	-	3,827
Unsecured Funding:	LTD Actuals	2020 Revised	2021	2022	2023	2024	2025	2026	Total
To Be Determined	-	-	-	-	-	-	-	290	290
Total:	-	-	-	-	-	-	-	290	290

O&M Impacts: This is a capital maintenance project that reduces the need for O&M by improving asset condition.

Shoreline Street End Program

Project No:	MC-TR-C011	BSL Code:	BC-TR-19003
Project Type:	Ongoing	BSL Name:	Mobility-Capital
Project Category:	Rehabilitation or Restoration	Location:	Various
Current Project Stage:	N/A	Council District:	Council District 7
Start/End Date:	N/A	Neighborhood District:	Multiple
Total Project Cost:	N/A	Urban Village:	Multiple

This project will maintain and improve Seattle’s designated shoreline street ends. There are currently 142 shoreline street ends throughout Seattle. Shoreline street ends are community assets, which provide the opportunity for residents and visitors to experience and enjoy Seattle’s shorelines. This project improves public access, protects unique views, and enhances habitat to create long-lasting assets.

Resources	LTD Actuals	2020 Revised	2021	2022	2023	2024	2025	2026	Total
Shoreline Street End Fees	1,361	783	384	192	797	817	906	-	5,239
Total:	1,361	783	384	192	797	817	906	-	5,239
Fund Appropriations / Allocations ¹	LTD Actuals	2020 Revised	2021	2022	2023	2024	2025	2026	Total
Transportation Fund	1,361	783	384	192	797	817	906	-	5,239
Total:	1,361	783	384	192	797	817	906	-	5,239

O&M Impacts: SDOT has individual project budgets for the maintenance of painted markings, signage, signals, bridges and roadway structures, urban forestry, and sidewalks and pavement; these budgets are constrained by the availability of transportation specific and general funds. The SDOT Asset Management website (<https://www.seattle.gov/transportation/about-sdot/asset-management>) provides unconstrained operational cost forecasting by asset type, typical lifecycle and average maintenance cost ranges.

Sidewalk Safety Repair

Project No:	MC-TR-C025	BSL Code:	BC-TR-19001
Project Type:	Ongoing	BSL Name:	Major Maintenance/Replacement
Project Category:	Rehabilitation or Restoration	Location:	Citywide
Current Project Stage:	N/A	Council District:	Multiple
Start/End Date:	N/A	Neighborhood District:	Multiple
Total Project Cost:	N/A	Urban Village:	Multiple

This ongoing project rehabilitates sidewalks damaged by street trees or where there are serious safety concerns as evidenced by claims, service requests, and potential City liability. The project includes opportunities for public/private partnerships with citizens, property owners, and businesses. Asset management principles are used to guide repair needs and establish priorities for maintaining the sidewalk (or walkway), curbs, curb ramps, and in some cases, a filler strip between the sidewalk and curb.

Resources	LTD Actuals	2020 Revised	2021	2022	2023	2024	2025	2026	Total
Real Estate Excise Tax I	-	-	-	-	2,100	2,100	2,100	-	6,300
Real Estate Excise Tax II	5,084	2,009	-	-	644	1,100	-	-	8,836
School Camera Ticket Revenues	1,998	2	-	-	-	-	-	-	2,000
State Gas Taxes - City Street Fund	(55)	123	-	-	-	-	-	-	68
Transportation Funding Package - Lid Lift	990	-	-	-	-	-	-	-	990
Transportation Move Seattle Levy - Lid Lift	7,568	780	3,064	3,851	1,121	199	42	-	16,624
Total:	15,584	2,913	3,064	3,851	3,865	3,399	2,142	-	34,818
Fund Appropriations / Allocations ¹	LTD Actuals	2020 Revised	2021	2022	2023	2024	2025	2026	Total
Bridging The Gap Levy Fund	990	-	-	-	-	-	-	-	990
Move Seattle Levy Fund	7,568	780	3,064	3,851	1,121	199	42	-	16,624
REET I Capital Fund	-	-	-	-	2,100	2,100	2,100	-	6,300
REET II Capital Fund	5,085	2,008	-	-	644	1,100	-	-	8,836
School Safety Traffic and Pedestrian Improvement Fund	1,998	2	-	-	-	-	-	-	2,000
Transportation Fund	(57)	124	-	-	-	-	-	-	68
Total:	15,584	2,913	3,064	3,851	3,865	3,399	2,142	-	34,818
Unsecured Funding:	LTD Actuals	2020 Revised	2021	2022	2023	2024	2025	2026	Total
To Be Determined	-	-	-	-	-	-	1,800	-	1,800
Total:	-	-	-	-	-	-	1,800	-	1,800

Unsecured Funding Strategy: Funding for this program beyond 2024 is dependent upon a future voter approved levy.

O&M Impacts: This is a capital maintenance project that reduces the need for O&M by improving asset condition.

¹Funds are appropriated through the Adopted Budget at the Budget Summary Level. All Amounts shown above are in thousands of dollars

Signal Major Maintenance

Project No:	MC-TR-C026	BSL Code:	BC-TR-19001
Project Type:	Ongoing	BSL Name:	Major Maintenance/Replacement
Project Category:	Rehabilitation or Restoration	Location:	Citywide
Current Project Stage:	N/A	Council District:	Multiple
Start/End Date:	N/A	Neighborhood District:	Multiple
Total Project Cost:	N/A	Urban Village:	Multiple

This project addresses major work related to the basic infrastructure at traffic signals such as poles, span wires, mast arms, wiring, equipment interconnectivity, video equipment and cabinets to improve and upgrade the traffic signal system. The project also is used for replacement of signal cabinets. The expected life of a signal is 30 years; currently there are more than 1,100 signals within the City.

Resources	LTD Actuals	2020 Revised	2021	2022	2023	2024	2025	2026	Total
Commercial Parking Tax	2,349	628	-	-	-	-	688	712	4,377
Developer Mitigation	-	240	-	-	-	-	-	-	240
Interdepartmental Transfer	-	-	1	2	-	-	-	-	3
Real Estate Excise Tax II	1,012	1	-	-	-	-	-	-	1,013
Transportation Move Seattle Levy - Lid Lift	3,352	1,358	1,435	1,413	1,762	1,801	132	-	11,254
Total:	6,714	2,227	1,436	1,414	1,762	1,801	820	712	16,887
Fund Appropriations / Allocations ¹	LTD Actuals	2020 Revised	2021	2022	2023	2024	2025	2026	Total
Move Seattle Levy Fund	3,352	1,358	1,435	1,413	1,762	1,801	132	-	11,254
REET II Capital Fund	1,012	1	-	-	-	-	-	-	1,013
Transportation Fund	2,349	868	1	2	-	-	688	712	4,620
Total:	6,714	2,227	1,436	1,414	1,762	1,801	820	712	16,887
Unsecured Funding:	LTD Actuals	2020 Revised	2021	2022	2023	2024	2025	2026	Total
To Be Determined	-	-	-	-	-	-	1,125	1,213	2,338
Total:	-	-	-	-	-	-	1,125	1,213	2,338

Unsecured Funding Strategy: Funding for this program beyond 2024 is dependent upon a future voter approved levy.

O&M Impacts: This is a capital maintenance project that reduces the need for O&M by improving asset condition.

Sound Transit - East Link

Project No:	MC-TR-C004	BSL Code:	BC-TR-19003
Project Type:	Ongoing	BSL Name:	Mobility-Capital
Project Category:	New Facility	Location:	Citywide
Current Project Stage:	N/A	Council District:	Multiple
Start/End Date:	N/A	Neighborhood District:	Multiple
Total Project Cost:	N/A	Urban Village:	Multiple

This project provides design review, permitting, and construction support services for the Sound Transit East Link Extension project. It will provide a connection from the Eastside to downtown Seattle, Sea-Tac Airport and the University of Washington. Ten stations will serve Seattle, Mercer Island, Bellevue, Bel-Red and Overlake in Redmond.

Resources	LTD Actuals	2020 Revised	2021	2022	2023	2024	2025	2026	Total
Sound Transit Funds	497	286	70	70	70	-	-	-	993
Total:	497	286	70	70	70	-	-	-	993
Fund Appropriations / Allocations ¹	LTD Actuals	2020 Revised	2021	2022	2023	2024	2025	2026	Total
Transportation Fund	497	286	70	70	70	-	-	-	993
Total:	497	286	70	70	70	-	-	-	993

O&M Impacts: This project provides SDOT support to Sound Transit, who will own the light rail asset. SDOT has individual project budgets for the maintenance of painted markings, signage, signals, bridges and roadway structures, urban forestry, and sidewalks and pavement; these budgets are constrained by the availability of transportation specific and general funds. The SDOT Asset Management website (<https://www.seattle.gov/transportation/about-sdot/asset-management>) provides unconstrained operational cost forecasting by asset type, typical lifecycle and average maintenance cost ranges.

Sound Transit 3

Project No:	MC-TR-C088	BSL Code:	BC-TR-19003
Project Type:	Ongoing	BSL Name:	Mobility-Capital
Project Category:	New Facility	Location:	Various
Current Project Stage:	N/A	Council District:	Multiple
Start/End Date:	N/A	Neighborhood District:	Not in a Neighborhood District
Total Project Cost:	N/A	Urban Village:	Multiple

The City of Seattle is committed to actively collaborating with Sound Transit early in the environmental assessment and design phases of ST3 projects to refine and provide certainty around project scope and cost estimates, and to streamline and expedite the permitting processes.

Resources	LTD Actuals	2020 Revised	2021	2022	2023	2024	2025	2026	Total
Commercial Parking Tax	543	156	-	-	-	-	-	-	699
General Fund	51	-	-	-	-	-	-	-	51
Real Estate Excise Tax II	-	-	1,204	1,437	-	1,816	-	-	4,457
Sound Transit Funds	176	277	154	153	4	4	4	-	771
Street Vacations - SVF	717	283	243	-	-	-	-	-	1,243
User Fees	175	2,239	-	-	1,772	-	1,851	-	6,036
Total:	1,662	2,955	1,601	1,591	1,775	1,819	1,855	-	13,258
Fund Appropriations / Allocations¹	LTD Actuals	2020 Revised	2021	2022	2023	2024	2025	2026	Total
General Fund	51	-	-	-	-	-	-	-	51
REET II Capital Fund	-	-	1,204	1,437	-	1,816	-	-	4,457
Transportation Fund	1,611	2,955	396	153	1,775	4	1,855	-	8,750
Total:	1,662	2,955	1,601	1,591	1,775	1,819	1,855	-	13,258

O&M Impacts: This project provides SDOT support to Sound Transit, who will own the light rail asset. SDOT has individual project budgets for the maintenance of painted markings, signage, signals, bridges and roadway structures, urban forestry, and sidewalks and pavement; these budgets are constrained by the availability of transportation specific and general funds. The SDOT Asset Management website (<https://www.seattle.gov/transportation/about-sdot/asset-management>) provides unconstrained operational cost forecasting by asset type, typical lifecycle and average maintenance cost ranges.

¹Funds are appropriated through the Adopted Budget at the Budget Summary Level. All Amounts shown above are in thousands of dollars

Sound Transit North Link

Project No:	MC-TR-C027	BSL Code:	BC-TR-19003
Project Type:	Discrete	BSL Name:	Mobility-Capital
Project Category:	New Facility	Location:	Various
Current Project Stage:	Stage 5 - Construction	Council District:	Multiple
Start/End Date:	2011 - 2022	Neighborhood District:	Multiple
Total Project Cost:	\$2,025	Urban Village:	Multiple

This project provides design review, permitting, and construction support services for the Sound Transit North Link project (University District to Northgate). The 4.3-mile line includes stations at Northgate, the Roosevelt neighborhood, and the University District.

Resources	LTD Actuals	2020 Revised	2021	2022	2023	2024	2025	2026	Total
Partnership - WSDOT	-	223	-	-	-	-	-	-	223
Sound Transit Funds	1,235	567	-	-	-	-	-	-	1,802
Total:	1,235	790	-	-	-	-	-	-	2,025

Fund Appropriations / Allocations ¹	LTD Actuals	2020 Revised	2021	2022	2023	2024	2025	2026	Total
Transportation Fund	1,235	790	-	-	-	-	-	-	2,025
Total:	1,235	790	-	-	-	-	-	-	2,025

O&M Impacts: This project provides SDOT support to Sound Transit, who will own the light rail asset. SDOT has individual project budgets for the maintenance of painted markings, signage, signals, bridges and roadway structures, urban forestry, and sidewalks and pavement; these budgets are constrained by the availability of transportation specific and general funds. The SDOT Asset Management website (<https://www.seattle.gov/transportation/about-sdot/asset-management>) provides unconstrained operational cost forecasting by asset type, typical lifecycle and average maintenance cost ranges.

SPU Drainage Partnership - Broadview Pedestrian Improvements

Project No:	MC-TR-C036	BSL Code:	BC-TR-19003
Project Type:	Discrete	BSL Name:	Mobility-Capital
Project Category:	Improved Facility	Location:	Various
Current Project Stage:	Stage 3 - Design	Council District:	Council District 5
Start/End Date:	2016 - 2021	Neighborhood District:	Northwest
Total Project Cost:	\$7,160	Urban Village:	Bitter Lake Village

This project funding will be used to install pedestrian improvements as part of SPU's larger Broadview Sewer and Drainage Improvement project. The Broadview sewer system was built in the 1950's and cannot handle the combination of additional flow from the homes and business that have developed since then and the additional storm water that is entering the system from downspouts directly connected to the sewer system as well as additional storm water entering through deteriorated pipes. This area is also lacking conventional sidewalks and would benefit from pedestrian improvements. The overall project goal is to reduce the potential for sewer backups and surface flooding for the Broadview neighborhood while improving the pedestrian environments.

Resources	LTD Actuals	2020 Revised	2021	2022	2023	2024	2025	2026	Total
Transportation Move Seattle Levy - Lid Lift	330	1,364	5,216	250	-	-	-	-	7,160
Total:	330	1,364	5,216	250	-	-	-	-	7,160
Fund Appropriations / Allocations ¹	LTD Actuals	2020 Revised	2021	2022	2023	2024	2025	2026	Total
Move Seattle Levy Fund	330	1,364	5,216	250	-	-	-	-	7,160
Total:	330	1,364	5,216	250	-	-	-	-	7,160

O&M Impacts: This is a capital maintenance project that reduces the need for O&M by improving asset condition.

¹Funds are appropriated through the Adopted Budget at the Budget Summary Level. All Amounts shown above are in thousands of dollars

SPU Drainage Partnership - South Park

Project No:	MC-TR-C054	BSL Code:	BC-TR-19001
Project Type:	Discrete	BSL Name:	Major Maintenance/Replacement
Project Category:	Rehabilitation or Restoration	Location:	TBD
Current Project Stage:	Stage 2 - Initiation, Project Definition, & Planning	Council District:	Council District 1
Start/End Date:	2016 - 2022	Neighborhood District:	Greater Duwamish
Total Project Cost:	\$9,999	Urban Village:	South Park

This funding will be used to partner with SPU's South Park Drainage Improvement projects. SPU is planning to install a pump station to control flooding in the South Park area. However, that alone will not control flooding. Many streets in the area are in poor condition and don't have a street drainage collection system. This funding will allow SPU and SDOT to partner to install the needed collection systems and repair the deteriorated roads.

Resources	LTD Actuals	2020 Revised	2021	2022	2023	2024	2025	2026	Total
Transportation Move Seattle Levy - Lid Lift	583	2,279	7,137	-	-	-	-	-	9,999
Total:	583	2,279	7,137	-	-	-	-	-	9,999
Fund Appropriations / Allocations ¹	LTD Actuals	2020 Revised	2021	2022	2023	2024	2025	2026	Total
Move Seattle Levy Fund	583	2,279	7,137	-	-	-	-	-	9,999
Total:	583	2,279	7,137	-	-	-	-	-	9,999

O&M Impacts: This is a capital maintenance project that reduces the need for O&M by improving asset condition.

¹Funds are appropriated through the Adopted Budget at the Budget Summary Level. All Amounts shown above are in thousands of dollars

SR-520 Project

Project No:	MC-TR-C087	BSL Code:	BC-TR-19002
Project Type:	Ongoing	BSL Name:	Major Projects
Project Category:	New Investment	Location:	SR520 WB
Current Project Stage:	N/A	Council District:	Multiple
Start/End Date:	N/A	Neighborhood District:	Multiple
Total Project Cost:	N/A	Urban Village:	Multiple

This project provides policy, planning, and technical analysis support to the Seattle Department of Transportation Director and elected officials to review and comment on the Environmental Impact Statement and the design for SR-520. This regional project included the work associated with the replacement of the SR-520 bridge with a six-lane bridge, new freeway interchanges at Montlake Boulevard and Lake Washington Boulevard, and other improvements.

Resources	LTD Actuals	2020 Revised	2021	2022	2023	2024	2025	2026	Total
General Fund	33	-	-	-	-	-	-	-	33
Interdepartmental Transfer	-	-	-	-	-	-	-	-	-
Partnership - WSDOT	3,350	4,454	806	1,846	1,846	1,846	-	-	14,148
Private Funding/Donations	543	-	-	-	-	-	-	-	543
Real Estate Excise Tax I	54	-	-	-	-	-	-	-	54
Sound Transit Funds	4	103	-	-	-	-	-	-	107
State Gas Taxes - City Street Fund	1,196	186	-	-	138	138	-	-	1,658
Street Vacations - SVF	54	-	-	105	-	-	-	-	159
Vehicle Licensing Fees	60	-	-	-	-	-	-	-	60
Total:	5,294	4,744	806	1,951	1,984	1,984	-	-	16,763
Fund Appropriations / Allocations¹	LTD Actuals	2020 Revised	2021	2022	2023	2024	2025	2026	Total
General Fund	33	-	-	-	-	-	-	-	33
REET I Capital Fund	54	-	-	-	-	-	-	-	54
Transportation Benefit District Fund	60	-	-	-	-	-	-	-	60
Transportation Fund	5,147	4,744	806	1,951	1,984	1,984	-	-	16,616
Total:	5,294	4,744	806	1,951	1,984	1,984	-	-	16,763

O&M Impacts: SDOT has individual project budgets for the maintenance of painted markings, signage, signals, bridges and roadway structures, urban forestry, and sidewalks and pavement; these budgets are constrained by the availability of transportation specific and general funds. The SDOT Asset Management website (<https://www.seattle.gov/transportation/about-sdot/asset-management>) provides unconstrained operational cost forecasting by asset type, typical lifecycle and average maintenance cost ranges. For SDOT, the annual O&M cost to support new City-owned and maintained infrastructure built by the next major phase of the SR-520 program is estimated at \$56,000. The SR-520 program will also replace existing City infrastructure, such as new street and sidewalk pavement, which will reduce SDOT annual O&M costs in the near term.

¹Funds are appropriated through the Adopted Budget at the Budget Summary Level. All Amounts shown above are in thousands of dollars

Street Lighting Program

Project No:	MC-TR-C076	BSL Code:	BC-TR-19001
Project Type:	Ongoing	BSL Name:	Major Maintenance/Replacement
Project Category:	Rehabilitation or Restoration	Location:	Citywide
Current Project Stage:	N/A	Council District:	Multiple
Start/End Date:	N/A	Neighborhood District:	Multiple
Total Project Cost:	N/A	Urban Village:	Multiple

This project provides funding for the right of way (ROW) lighting components of transportation projects, where the cost of those components will ultimately be borne by the City's General Subfund. The project enables the Seattle Department of Transportation, the Department of Finance, and Seattle City Light to plan for these costs. Funding is provided from the Light Fund, which recovers these costs through streetlight rates charged by Seattle City Light to the City's General Subfund. SDOT develops project specific estimates of the cost of lighting components in the year prior to construction. No projects are budgeted for 2019 and 2020. For 2021 through 2025, the funds displayed below have not yet been allocated to specific projects but will be allocated once detailed project cost estimates are developed.

O&M Impacts: Not applicable - does not create new assets.

Thomas Street Redesigned

Project No:	MC-TR-C105	BSL Code:	BC-TR-19003
Project Type:	Discrete	BSL Name:	Mobility-Capital
Project Category:	Improved Facility	Location:	Thomas St. from 5th Ave N to Dexter Ave N
Current Project Stage:	Stage 3 - Design	Council District:	Council District 7
Start/End Date:	2020 - 2022	Neighborhood District:	
Total Project Cost:	\$3,073	Urban Village:	Uptown

The project makes improvements to Thomas St from 5th Ave N to Dexter Ave N, including, but not limited to: (1) a half block closure of 5th Ave N and Thomas St to create a public plaza adjacent to the Seattle Center skate park, (2) a 36' wide pedestrian and bicycle promenade from 5th Ave N to Dexter Ave N, and (3) a protected intersection at Dexter Ave N and Thomas St.

Resources	LTD Actuals	2020 Revised	2021	2022	2023	2024	2025	2026	Total
General Fund	-	510	-	-	-	-	-	-	510
Landscape Conservation & Local Infrastructure Program	-	2,090	-	-	-	-	-	-	2,090
Transportation Network Company Revenue	-	473	-	-	-	-	-	-	473
Total:	-	3,073	-	-	-	-	-	-	3,073

Fund Appropriations / Allocations¹	LTD Actuals	2020 Revised	2021	2022	2023	2024	2025	2026	Total
General Fund	-	983	-	-	-	-	-	-	983
Transportation Fund	-	2,090	-	-	-	-	-	-	2,090
Total:	-	3,073	-	-	-	-	-	-	3,073

O&M Impacts: SDOT has individual project budgets for the maintenance of painted markings, signage, signals, bridges and roadway structures, urban forestry, and sidewalks and pavement; these budgets are constrained by the availability of transportation specific and general funds. The SDOT Asset Management website (<https://www.seattle.gov/transportation/about-sdot/asset-management>) provides unconstrained operational cost forecasting by asset type, typical life cycle and average maintenance cost ranges.

¹Funds are appropriated through the Adopted Budget at the Budget Summary Level. All Amounts shown above are in thousands of dollars

Transit Corridor Improvements

Project No:	MC-TR-C029	BSL Code:	BC-TR-19003
Project Type:	Ongoing	BSL Name:	Mobility-Capital
Project Category:	Improved Facility	Location:	Citywide
Current Project Stage:	N/A	Council District:	Multiple
Start/End Date:	N/A	Neighborhood District:	Multiple
Total Project Cost:	N/A	Urban Village:	Multiple

This program implements multimodal projects which improve transit speed, reliability, access, safety, and convenience. The program focuses on corridors and projects identified in the Transit Master Plan. Funding from Move Seattle Levy and other local funding sources are used to leverage partnership opportunities.

Resources	LTD Actuals	2020 Revised	2021	2022	2023	2024	2025	2026	Total
City Light Fund Revenues	7	-	-	-	-	-	-	-	7
Commercial Parking Tax	1,678	(13)	-	-	-	-	-	-	1,666
Developer Mitigation	-	704	-	-	-	-	-	-	704
Federal Grant Funds	3,546	-	-	-	-	-	-	-	3,546
King County Funds	1,596	470	-	-	-	-	-	-	2,066
LTGO Bond Proceeds	973	-	-	-	-	-	-	-	973
Private Funding/Donations	50	473	-	-	-	-	-	-	523
Sound Transit Funds	617	5,764	-	-	-	-	-	-	6,382
State Grant Funds	8,037	-	-	-	-	-	-	-	8,037
Transportation Funding Package - Lid Lift	18,908	-	-	-	-	-	-	-	18,908
Transportation Move Seattle Levy - Lid Lift	6,758	1,141	-	2,000	4,186	3,361	-	-	17,446
Vehicle License Fees \$60 & 0.1% Sales Tax	1,869	1,835	-	-	-	-	-	-	3,704
Vehicle Licensing Fees	6,083	943	1,928	1,271	1,090	944	1,044	-	13,303
Total:	50,124	11,317	1,928	3,271	5,276	4,305	1,044	-	77,265
Fund Appropriations / Allocations¹	LTD Actuals	2020 Revised	2021	2022	2023	2024	2025	2026	Total
2016 Multipurpose LTGO Bond Fund	973	-	-	-	-	-	-	-	973
Bridging The Gap Levy Fund	18,908	-	-	-	-	-	-	-	18,908
Move Seattle Levy Fund	6,758	1,141	-	2,000	4,186	3,361	-	-	17,446
Transportation Benefit District Fund	7,953	2,778	1,928	1,271	1,090	944	1,044	-	17,007
Transportation Fund	15,532	7,398	-	-	-	-	-	-	22,930
Total:	50,124	11,317	1,928	3,271	5,276	4,305	1,044	-	77,265
Unsecured Funding:	LTD Actuals	2020 Revised	2021	2022	2023	2024	2025	2026	Total
To Be Determined	-	-	-	-	-	-	2,900	4,010	6,910
Total:	-	-	-	-	-	-	2,900	4,010	6,910

Unsecured Funding Strategy: Funding for this program beyond 2024 is dependent upon a future voter approved levy.

O&M Impacts: SDOT has individual project budgets for the maintenance of painted markings, signage, signals, bridges and roadway structures, urban forestry, and sidewalks and pavement; these budgets are constrained by the availability of transportation specific and general funds. The SDOT Asset Management website (<https://www.seattle.gov/transportation/about-sdot/asset-management>) provides unconstrained operational cost forecasting by asset type, typical lifecycle and average maintenance cost ranges.

¹Funds are appropriated through the Adopted Budget at the Budget Summary Level. All Amounts shown above are in thousands of dollars

Urban Forestry Capital Establishment

Project No:	MC-TR-C050	BSL Code:	BC-TR-19001
Project Type:	Ongoing	BSL Name:	Major Maintenance/Replacement
Project Category:	New Investment	Location:	Citywide
Current Project Stage:	N/A	Council District:	Multiple
Start/End Date:	N/A	Neighborhood District:	Multiple
Total Project Cost:	N/A	Urban Village:	Multiple

This project includes funding transferred from other capital projects for trees and landscaping costs. This project is necessary to allow for capital projects to close in a timely way, but to ensure support to complete the three-year establishment for trees and associated planting installed by the project.

Resources	LTD Actuals	2020 Revised	2021	2022	2023	2024	2025	2026	Total
Commercial Parking Tax	52	28	-	-	-	-	-	-	80
LTGO Bond Proceeds	9	-	-	-	-	-	-	-	9
Real Estate Excise Tax II	104	-	-	-	-	-	-	-	104
State Gas Taxes - City Street Fund	19	9	-	9	9	9	9	-	63
Street Vacations - CRSU	350	-	-	-	-	-	-	-	350
Street Vacations - SVF	18	25	9	-	-	-	-	-	52
Trail and Open Space Levy	13	-	-	-	-	-	-	-	13
Transportation Funding Package - Lid Lift	16	-	-	-	-	-	-	-	16
Transportation Move Seattle Levy - Lid Lift	124	378	-	-	-	-	-	-	502
Vehicle Licensing Fees	-	4	-	-	-	-	-	-	4
Total:	705	444	9	9	9	9	9	-	1,193
Fund Appropriations / Allocations¹	LTD Actuals	2020 Revised	2021	2022	2023	2024	2025	2026	Total
2008 Parks Levy Fund	13	-	-	-	-	-	-	-	13
2011 Multipurpose LTGO Bond Fund	9	-	-	-	-	-	-	-	9
Bridging The Gap Levy Fund	16	-	-	-	-	-	-	-	16
Move Seattle Levy Fund	124	378	-	-	-	-	-	-	502
REET II Capital Fund	104	-	-	-	-	-	-	-	104
Transportation Benefit District Fund	-	4	-	-	-	-	-	-	4
Transportation Fund	89	62	9	9	9	9	9	-	195
Unrestricted Cumulative Reserve Fund	350	-	-	-	-	-	-	-	350
Total:	705	444	9	9	9	9	9	-	1,193

O&M Impacts: This CIP supports urban forestry staff to maintain landscapes installed by SDOT capital projects.

¹Funds are appropriated through the Adopted Budget at the Budget Summary Level. All Amounts shown above are in thousands of dollars

Vision Zero

Project No:	MC-TR-C064	BSL Code:	BC-TR-19003
Project Type:	Ongoing	BSL Name:	Mobility-Capital
Project Category:	Improved Facility	Location:	Citywide
Current Project Stage:	N/A	Council District:	Multiple
Start/End Date:	N/A	Neighborhood District:	Multiple
Total Project Cost:	N/A	Urban Village:	Multiple

Vision Zero is an approach to traffic safety, with the goal of ending traffic deaths and serious injuries. At the core of Vision Zero is the belief that death and injury on city streets is preventable. Collisions are often the result of poor behaviors and unforgiving roadway designs. This project approaches the problem from the angle of creating street designs that emphasize safety, predictability, and the potential for human error, and will complete 12-15 corridor safety projects over 9 years to improve safety for all travelers on our highest-crash streets. Corridors identified as part of the Move Seattle Levy include: 65th St., Rainier Ave S, 35th Ave SW, SW Roxbury St, Greenwood/Phinney, 1st Ave/1st Ave S, 12th Ave/12th Ave E, Aurora Ave N, Lake City Way, Sand Point Way, E Marginal Way, Airport Way, 35th Ave NE, 15th Ave NE, MLK Jr. Way S, and 5th Ave NE.

Resources	LTD Actuals	2020 Revised	2021	2022	2023	2024	2025	2026	Total
Commercial Parking Tax	1,302	39	-	-	-	-	-	-	1,341
Federal Grant Funds	991	1,510	-	-	-	-	-	-	2,500
General Fund	548	-	-	-	-	-	-	-	548
Real Estate Excise Tax I	1,000	-	-	-	-	-	-	-	1,000
Real Estate Excise Tax II	252	10	-	-	-	-	-	500	762
State Gas Taxes - City Street Fund	29	-	-	-	-	-	-	-	29
Transportation Funding Package - Lid Lift	62	-	-	-	-	-	-	-	62
Transportation Move Seattle Levy - Lid Lift	10,425	3,616	2,029	2,532	1,695	1,980	122	-	22,399
Transportation Network Company Revenue	-	-	200	-	-	-	-	-	200
Total:	14,609	5,176	2,229	2,532	1,695	1,980	122	500	28,841
Fund Appropriations / Allocations¹	LTD Actuals	2020 Revised	2021	2022	2023	2024	2025	2026	Total
Bridging The Gap Levy Fund	62	-	-	-	-	-	-	-	62
General Fund	548	-	200	-	-	-	-	-	748
Move Seattle Levy Fund	10,424	3,618	2,029	2,532	1,695	1,980	122	-	22,399
REET I Capital Fund	1,002	(2)	-	-	-	-	-	-	1,000
REET II Capital Fund	252	10	-	-	-	-	-	500	762
Transportation Fund	2,321	1,549	-	-	-	-	-	-	3,870
Total:	14,609	5,176	2,229	2,532	1,695	1,980	122	500	28,841
Unsecured Funding:	LTD Actuals	2020 Revised	2021	2022	2023	2024	2025	2026	Total
To Be Determined	-	-	-	-	-	-	-	2,572	2,572
Total:	-	-	-	-	-	-	-	2,572	2,572

Unsecured Funding Strategy: SDOT will evaluate deliverables, prioritize and scale projects to the extent feasible, and continue to pursue grant and partnership opportunities to resolve potential funding deficits. Funding for this program beyond 2024 is dependent upon a future voter approved levy.

O&M Impacts: SDOT has individual project budgets for the maintenance of painted markings, signage, signals, bridges and roadway structures, urban forestry, and sidewalks and pavement; these budgets are constrained by the availability of transportation specific and general funds. The SDOT Asset Management website (<https://www.seattle.gov/transportation/about-sdot/asset-management>) provides unconstrained operational cost forecasting by asset type, typical lifecycle and average maintenance cost ranges.

¹Funds are appropriated through the Adopted Budget at the Budget Summary Level. All Amounts shown above are in thousands of dollars

Waterfront Transportation Infrastructure Maintenance

Project No:	MC-TR-C109	BSL Code:	BC-TR-16000
Project Type:	Ongoing	BSL Name:	Central Waterfront
Project Category:	Rehabilitation or Restoration	Location:	Central Waterfront
Current Project Stage:	N/A	Council District:	Multiple
Start/End Date:	N/A	Neighborhood District:	Downtown
Total Project Cost:	N/A	Urban Village:	Downtown

The Waterfront Seattle program is reconstructing existing transportation infrastructure, Alaskan Way and Elliott Way as well as other streets and bridges. It is also building new transportation infrastructure, the Union Street Pedestrian Bridge, Overlook Walk and Pine Street connector. Each of these program elements includes transportation assets such as; pavement, sidewalks, ADA ramps, signs, signals, markings and landscapes that will need on-going maintenance to remain safe and in a state of good repair.

This program is a capital infrastructure maintenance program to keep the new or rebuilt assets in a state of good repair, consistent with the long-term maintenance commitments made by the City in the Protest Waiver Agreement for the Waterfront LID, approved by City Council in January 2019. In the long-term it is also intended that this program set aside funds for future asset replacement or rehabilitation as necessary.

Resources	LTD Actuals	2020 Revised	2021	2022	2023	2024	2025	2026	Total
Commercial Parking Tax	-	-	100	100	250	500	500	600	2,050
Total:	-	-	100	100	250	500	500	600	2,050
Fund Appropriations / Allocations¹	LTD Actuals	2020 Revised	2021	2022	2023	2024	2025	2026	Total
Transportation Fund	-	-	100	100	250	500	500	600	2,050
Total:	-	-	100	100	250	500	500	600	2,050

O&M Impacts: This program is intended to address the on-going maintenance needs of the new or reconstructed transportation assets provided by the Waterfront program.

West Marginal Way Safe Street and Accessibility Improvements

Project No:	MC-TR-C103	BSL Code:	BC-TR-19003
Project Type:	Discrete	BSL Name:	Mobility-Capital
Project Category:	New Facility	Location:	West Marginal Way SW and SW Alaska St
Current Project Stage:	Stage 2 - Initiation, Project Definition, & Planning	Council District:	Council District 1
Start/End Date:	2020 - 2022	Neighborhood District:	Not in a Neighborhood District
Total Project Cost:	\$2,750	Urban Village:	Not in an Urban Village

This project will implement rail crossing improvements, street crossing improvements, and sidewalk connections in the vicinity of West Marginal Way SW and SW Alaska St. Funding for the project in 2020 (\$750,000) is intended project design and agency coordination with the BNSF Railway.

Resources	LTD Actuals	2020 Revised	2021	2022	2023	2024	2025	2026	Total
Transportation Network Company Revenue	-	500	-	-	-	-	-	-	500
Total:	-	500	-	-	-	-	-	-	500
Fund Appropriations / Allocations ¹	LTD Actuals	2020 Revised	2021	2022	2023	2024	2025	2026	Total
General Fund	-	500	-	-	-	-	-	-	500
Total:	-	500	-	-	-	-	-	-	500
Unsecured Funding:	LTD Actuals	2020 Revised	2021	2022	2023	2024	2025	2026	Total
To Be Determined	-	-	-	-	2,750	-	-	-	2,750
Total:	-	-	-	-	2,750	-	-	-	2,750

Unsecured Funding Strategy: Funding for this project may depend upon the availability of grants or identification of new/incremental revenue sources.

O&M Impacts: SDOT has individual project budgets for the maintenance of painted markings, signage, signals, bridges and roadway structures, urban forestry, and sidewalks and pavement; these budgets are constrained by the availability of transportation specific and general funds. The SDOT Asset Management website (<https://www.seattle.gov/transportation/about-sdot/asset-management>) provides unconstrained operational cost forecasting by asset type, typical lifecycle and average maintenance cost ranges.

¹Funds are appropriated through the Adopted Budget at the Budget Summary Level. All Amounts shown above are in thousands of dollars

West Seattle Bridge Immediate Response

Project No:	MC-TR-C110	BSL Code:	BC-TR-19002
Project Type:	Discrete	BSL Name:	Major Projects
Project Category:	Rehabilitation or Restoration	Location:	West Seattle Bridge Spanning the Duwamish
Current Project Stage:	Stage 2 - Initiation, Project Definition, & Planning	Council District:	Multiple
Start/End Date:	2020 - 2022	Neighborhood District:	Greater Duwamish
Total Project Cost Range:	159,170 - 224,711	Urban Village:	Not in an Urban Village

This CIP funds the first few years of work for the West Seattle Bridge Program, including broad community engagement efforts and early work on the Reconnect West Seattle multimodal strategy. The capital delivery components include emergency repairs and bridge stabilization work that may include shoring and/or controlled removal, bridge replacement options analysis and design, and Spokane Swing (Low) Bridge repairs and enhancements. In parallel, this CIP funds a broad multimodal strategy (Reconnect West Seattle) to accommodate cross-Duwamish travel that formerly used the high-rise bridge in partnership with King County Metro, Sound Transit, WSDOT, Washington State Ferries, BNSF, the Port of Seattle, other state and federal agencies, private mobility providers, large employers, and the general public. In 2020/2021, SDOT will implement improvements developed from this process. The 2020 Appropriations are supported by an Interfund Loan to be repaid by the 2021 LTGO Bond Issuance.

Resources	LTD Actuals	2020 Revised	2021	2022	2023	2024	2025	2026	Total
Federal Grant Funds	-	3,500	-	-	-	-	-	-	3,500
Interfund Loan	-	70,000	-	-	-	-	-	-	70,000
LTGO Bond Proceeds	-	-	30,000	50,000	-	-	-	-	80,000
Transportation Funding Package - Parking Tax	-	203	-	-	-	-	-	-	203
Transportation Network Company Revenue	-	-	500	-	-	-	-	-	500
Total:	-	73,703	30,500	50,000	-	-	-	-	154,203
Fund Appropriations / Allocations ¹	LTD Actuals	2020 Revised	2021	2022	2023	2024	2025	2026	Total
2021 LTGO Taxable Bond Fund	-	70,000	30,000	-	-	-	-	-	100,000
2022 LTGO Taxable Bond Fund	-	-	-	50,000	-	-	-	-	50,000
General Fund	-	-	500	-	-	-	-	-	500
Transportation Fund	-	3,703	-	-	-	-	-	-	3,703
Total:	-	73,703	30,500	50,000	-	-	-	-	154,203
Financial Planning Estimate:	LTD Actuals	2020 Revised	2021	2022	2023	2024	2025	2026	Total
To Be Determined	-	-	-	41,440	-	-	-	-	41,440
Total:	-	-	-	41,440	-	-	-	-	41,440

Financial Planning Strategy: SDOT and CBO continue to evaluate the funding strategy for the repair and replacement of the West Seattle Bridge. The initial funding will be LTGO bonds, with the debt service paid for by Real Estate Excise Tax. SDOT will work to identify potential partnership funding.

O&M Impacts: O&M Costs are still being evaluated.

¹Funds are appropriated through the Adopted Budget at the Budget Summary Level. All Amounts shown above are in thousands of dollars

Seattle City Light

Overview

Seattle City Light (SCL) is a municipal electric utility, owned by the residents of Seattle and run by the City's elected officials. The utility serves a population of over 906,000 people living in a 131 square-mile area, which includes the City of Seattle and several adjoining jurisdictions. To serve these customers, City Light owns, maintains, and operates a multi-billion-dollar physical plant. The physical plant includes:

- a power generation system consisting of seven hydroelectric plants on the Pend Oreille, Skagit, Cedar, and Tolt rivers with a combined capacity of more than 2,000 megawatts;
- 656 miles of high-voltage transmission lines linking these plants to Seattle;
- a distribution system with 15 major substations and more than 2,500 miles of overhead and underground cable;
- a state-of-the-art System Operations Center coordinating the City's electric system; and
- billing and metering technology tracking approximately 461,000 accounts.

City Light's Capital Improvement Program (CIP) is the vehicle for repairing, upgrading, and expanding this infrastructure. With planned spending of \$2.3 billion over the 2021-2026 timeframe, the CIP funds a variety of safety improvements, mitigation activities, and licensing requirements. Funding for the CIP comes primarily from retail electricity sales, sales of surplus power on the wholesale market, and the sale of revenue bonds.

Thematic Priorities

The foundational goal of SCL's CIP is to support City Light's mission of providing customers with affordable, reliable and environmentally responsible energy services. The CIP also reflects City Light's five organizational values, which were updated in 2020:

1. **Customers First.** We believe customer service is everyone's job. We pledge to be approachable, respectful and responsive in providing products and services that our customers want and need.
2. **Environmental Stewardship.** We care about the environment and we are dedicated to enhancing, protecting and preserving it for future generations.
3. **Equitable Community Connections.** We are proud to be a local, community-owned utility. We are visible and actively involved in the communities we serve. We are rooted in our commitment to racial diversity, social justice and the equitable provision of services to all.
4. **Operational and Financial Excellence.** We strive for excellence, are forward-focused, and seek new and innovative solutions to meet the challenges of today and tomorrow. We prioritize our investments and operating choices to build upon our strong financial foundation and solid, reliable infrastructure.
5. **Safe and Engaged Employees.** We actively practice our commitment to employee and public safety. We treat each other with kindness and respect, are personally accountable, and work effectively in teams.

Our values take shape in our CIP in the following areas:

Preserving Hydroelectric Generation Assets

Preservation of Seattle's legacy hydroelectric generation facilities through prudent and systematic investments and maintenance. Current planned enhancements include a wide range of dam safety investments; an improved outage management system; long-term planning for small legacy

hydroelectric projects such as Cedar Falls; improvements of ancillary systems and facilities including powerhouse systems; plant automation and cyber security investments.

Hydroelectric Project Relicensing

Two City Light hydroelectric projects, Skagit and South Fork Tolt, are nearing the end of their license term with the Federal Energy Regulatory Commission (FERC). License renewal applications for these projects will be filed in 2023 and 2027, respectively. For the Boundary project, various protection, mitigation and enhancement activities will fulfill requirements mandated by its 2014 FERC license and settlement agreement.

Transmission & Distribution Infrastructure

City Light aims to implement industry best practice system improvements through prudent investment and system maintenance. Planned enhancements to improve reliability include incorporating new technologies such as smart grid and advanced grid analytics. This includes implementing metric driven, cost-benefit analysis supported planning for transmission, substation and distribution projects; developing corporate asset data management procedures; and maximizing benefits derived from our asset management capabilities. Major program investments will include upgrades to the downtown network distribution system, replacing failing underground wires and accelerating wood pole replacement across our service territory.

Grid Modernization

Investments to maintain and upgrade the electric grid will improve resiliency, add flexibility, and maintain reliability while hardening our assets to cyber threats, and facilitating our objective of achieving a zero-carbon city. Developing electric vehicle charging infrastructure, distributed generation (solar, wind, etc.), energy storage, demand side management, and other Distributed Energy Resource (DER) technology will enable a transition away from fossil fuels. These also will be enabled by the smart grid assets described above, as well as investments in foundational technology systems that underpin the progress to grid transformation – from upgrading the Geospatial Information System (GIS) to updating the Outage Management System (OMS) and enhancing it with Distribution Management system capability. Protecting our system from cyberthreats also requires advanced developments in Cybersecurity programs, governance, and operations, which City Light is establishing. Other efforts include relocating wires and other facilities underground to accommodate changes along the downtown waterfront; adding capacity for the expanding University of Washington and new Sound Transit light rail; and previously mentioned network improvements to realize systemwide benefits from the new Denny substation.

Race and Social Justice

Recent events have made clear the need for all organizations to examine their role in the structures that uphold systemic racism and City Light is no exception. The utility is actively engaged in the Citywide effort to rebuild Seattle as a city that is racially just, equitable, and inclusive. City Light will work to prioritize positive outcomes for communities of Black, Indigenous, and People of Color in strategic decisions related to innovation and building a utility of the future. City Light historically also has taken its lead from the Citywide Race and Social Justice Initiative (RSJI) to end institutionalized racism in City government. Reaffirmed by Mayor Durkan's [Executive Order 2017-13](#), and in partnership with the community, the Initiative works to change the underlying system that creates race-based disparities in our community and to achieve racial equity in City operations, public engagement and service.

Project Selection Criteria

City Light's project planning process is designed to ensure project funding best meets customers' current and future needs. Project ideas to accomplish baseline service delivery come from throughout City Light. Staff members in the operational divisions are responsible for creating official proposals. Members of each of the utility's organizational lines of business (e.g., power supply, transmission and distribution, fleets & facilities, technology and customer service) prioritize capital spending within their divisions and then submit recommended projects through a centralized capital budgeting system.

Discrete Projects are prioritized using a scoring tool with six criteria: Safety, System Reliability, Improved Level of Service, Environmental Stewardship, Financial Cost-Benefit, and Community Interest. Programs with ongoing funding are prioritized using the criteria of Criticality, Need (Urgency), and Safety. The process gives priority to mandatory requirements and projects currently underway before considering future projects and new initiatives. City Light's Capital Planning Team and Capital Asset Review and Evaluation Committee (CARE) review the scored and prioritized list of projects to develop City Light's six-year CIP.

Utility staff develops business cases for projects with a total project cost over \$1 million to document the project expectations and rationale and provide a cost-benefit analysis of alternatives. Availability of funding and labor resources limits the CIP. City Light management seeks to balance the overall needs of the utility within these constraints and may rescope, reschedule, or defer projects in its six-year CIP.

2021-2026 Proposed CIP Highlights

The 2021-2026 Proposed CIP outlines \$2.3 billion in capital spending over six years for power supply, transmission, distribution, external projects, and central utility needs.

**2021-2026 Proposed CIP
Summary of CIP Project Allocations (in 1,000s)**

Program/SubProgram	2021	2022	2023	2024	2025	2026
Central Utility Projects	22,308	25,931	26,468	28,507	28,623	30,783
CUSTOMER AND BILLING	107	220	56	231	50	250
FINANCE AND IT SYSTEMS	1,830	1,555	1,783	1,645	1,768	2,838
FLEETS AND FACILITIES	20,371	24,156	24,629	26,631	26,805	27,695
Distribution	217,421	226,643	260,167	262,739	265,267	267,015
DISTRIBUTION OTHER	21,412	18,670	20,068	16,800	17,235	18,536
NETWORK	26,713	24,772	25,373	25,939	25,258	23,488
RADIAL	81,227	90,427	126,198	130,330	133,284	136,869
SERVICE CONNECTIONS	59,549	61,965	59,958	59,525	60,584	58,793
SUBSTATIONS	28,520	30,808	28,570	30,145	28,905	29,330
External Projects	33,076	35,995	21,983	24,510	26,311	24,754
CUSTOMER OTHER	-	-	-	-	-	-
LOCAL JURISDICTIONS	13,314	21,487	11,414	11,302	13,561	17,882
TRANSPORTATION RELOCATIONS	19,762	14,509	10,569	13,208	12,750	6,872
Power Supply	72,572	78,763	79,791	57,470	58,669	55,399
BOUNDARY	41,849	40,590	56,566	31,723	26,959	24,593
CEDAR FALLS - TOLT	6,700	3,701	3,863	4,817	8,638	8,563
POWER SUPPLY OTHER	2,235	2,228	1,476	1,432	1,416	1,197
SKAGIT	21,787	32,244	17,886	19,498	21,656	21,046
Transmission	16,437	33,602	26,664	6,722	3,422	4,155
TRANSMISSION	16,437	33,602	26,664	6,722	3,422	4,155
Total	361,815	400,934	415,073	379,947	382,292	382,106

A selection of projects from each Program follows.

Central Utility Projects

Projects in this program provide for centralized billing and customer service systems, financial and information technology systems, and vehicle fleets and facilities that are not part of the power generating plant (e.g., equipment shops, service centers, and maintenance yards) and also includes City Light's work on transportation electrification.

For 2021, there is \$22.3 million in funding for 22 Central Utility Projects including \$3,980,000 in new funding for Transportation Electrification MC-CL-XF9239. Highlights (in order of 2021 Proposed Budget funding) include:

- **Equipment Fleet Replacement (MC-CL-XF9101): \$6,121,282**
This ongoing project replaces, updates, and expands City Light's light and heavy-duty mobile equipment fleet. This project also funds the replacement of light-duty vehicles owned by City Light, including those previously leased from the Fleets & Facilities Department and that are now owned by City Light.
- **Transportation Electrification (MC-CL-XF9239): \$3,980,000**
This ongoing project develops electrification infrastructure for light-duty, medium-duty, and heavy-duty electric vehicles (including transit, commercial, government and non-profit fleets, delivery vehicles, personal vehicles and freight vehicles) as well as ferry and port systems. The portfolio of projects will be developed based on a committed customer engagement effort and is expected to include support for electrified public transit, investments in and support for electric vehicle charging

infrastructure, engineering support, installation services and/or construction services and related infrastructure. The project also includes the enabling investments in grid modernization assets including automation and smart grid technology, distributed generation (solar, wind, etc.) and energy storage equipment, and demand side management to better support and align customer energy demands with supply.

- Safety Modifications (MC-CL-XF9006): \$2,216,311
This ongoing project modifies City Light's facilities and provides equipment to correct imminent and critical safety hazards. The project includes physical upgrades and revisions to systems, equipment, properties and facilities, as needed to comply with safety regulations and best practices for a safe, efficient, and secure work environment.
- Building Envelope Upgrades (MC-CL-XF9072): \$1,665,088
This ongoing project updates or replaces information security systems that are at high risk of failure. The project enhances vulnerability and intrusion detection as well as response capabilities and procedures. The project provides (by way of illustration but not limitation) for implementation of systems to replace or upgrade firewalls, routers, switches, operating systems, intrusion detection capabilities, security information, Linux patching procedures, Dynamic Host Configuration Protocol server, Domain Name System server, internal vulnerability scanning, and physical security cameras and networks.
- Seismic Mitigation (MC-CL-XF9134): \$1,363,684
This ongoing project funds structural upgrades to buildings. This project is for miscellaneous, unidentified seismic issues other than the Georgetown Steam Plant, Service Centers and Substations, which are funded through other projects. The project protects City Light's assets, employees, customers, visitors, equipment, and materials.
- Workplace and Process Improvement (MC-CL-XF9159): \$1,050,273
This ongoing project funds alterations that preserve workplace efficiency. The project focuses on adapting exterior workspaces and interior building elements to support business process improvements for work groups. Interior systems improvements include things like flooring replacements, interior remodeling, computer network cabling upgrades, uninterruptible power systems and computer flooring. Exterior system improvements include fencing, security systems, paving and striping, and exterior building components.

Distribution: Projects in this program include improvements to City Light's distribution substations, relays, feeders, network distribution systems, overhead and underground radial distribution systems, service connections, customer meters, and other facilities related to the distribution system.

For 2021, there is \$217.4 million included for 53 projects in Distribution including \$7,200,000 in increased funding for the Accelerated Pole Replacement Program under MC-CL-YR8351. Highlights (in order of 2021 Proposed Budget funding) include:

- Overhead Equipment Replacements (MC-CL-YR8351): \$24,895,291
This ongoing project replaces older equipment in City Light's distribution system that is nearing the end of its usable life, is overloaded, or no longer has an available supply of spare parts. These items include, but are not limited to, poles, cross-arms, transformers, and open-wire secondaries.

- Underground Equipment Replacements (MC-CL-YR8353): \$20,665,907
This ongoing project replaces and improves underground electrical system equipment that is failing or approaching the end of its useful life. This project enhances distribution system reliability, avoiding unplanned outages or interruption of service due to equipment failure.
- Medium Overhead and Underground Services (MC-CL-ZS8366): \$16,400,756
This ongoing project provides medium size electric power service connections from Seattle City Light's distribution system to the customer's meter for power requirements of 50 KVA to 2.5 MVA and 26 kV radial services. Most of this related work is billable to the customer. The project allows Seattle City Light to provide service to new customers in a safe, reliable, timely, and cost-effective manner.
- Pole Attachments (MC-CL-YR8452): \$14,717,418
This ongoing project funds utility crews and engineers to prepare City Light poles for the attachment of other communication infrastructure. This work generates additional revenues through pole attachment fees and construction costs, which are fully reimbursable.
- Denny Substation - Network (MC-CL-YN8404): \$10,772,049
This ongoing project provides network system design and construction, engineering design at the substation network interface, and underground conversion of the streetlight, traffic signals, and telecom and fiber optic systems.
- Software Replacement Strategy (MC-CL-YD9969): \$10,222,326
This project funds the upgrade or replacement of components of the Enterprise Solution Portfolio by the preferred vendor, Oracle, or other vendor deemed more appropriate. This funding will keep enterprise level resources up to date and fully functional to maximize benefits to customers.
- Network Additions and Services: Broad Street Substation (MC-CL-ZS8363): \$9,978,981
This ongoing project provides electrical service connections and related improvements in response to customer service requests within the Broad Street network areas. The project performs capacity additions work associated with service connections to customers including condominiums, office buildings, medical facilities, hotels, and commercial and apartment buildings. The project also replaces or installs network transformers, network protectors and specialty transformers, and performs short duration system improvement work identified during operations, including retrofitting in-building vaults.
- Network Additions and Services - Denny (MC-CL-ZS8405): \$9,929,254
This ongoing project provides electrical service connections and related improvements in response to customer service needs within the North Downtown network area. The project provides civil and electrical design assistance to customers to connect existing and proposed buildings to the North Downtown network system. This project also performs capacity addition work associated with service connections, and replaces or installs network transformers, network protectors, and bus tie-switches.
- Substation Breaker Replacements and Reliability Additions (MC-CL-YS7779) \$7,482,063
This ongoing project funds the review of City Light's inventory of approximately 400 transmission and distribution voltage circuit breakers. It determines which have the greatest wear, gas or oil leaks, maintenance cost, and service stress. It replaces those circuit breakers with the priority given to those with the highest risk of failure.

- Broad Street Substation Networks (MC-CL-YN8203): \$6,656,153
This ongoing project funds a programmatic approach for comprehensive management of underground network assets serving customers in the Belltown and Denny Regrade areas. The project enhances network reliability and provides sufficient service capacity for the growing electrical power needs of the Denny Triangle and potentially a portion of the South Lake Union area.
- Substation Equipment Improvements (MC-CL-YS7752): \$6,426,060
This ongoing project adds, replaces and upgrades substation equipment, particularly the substation electrical and control equipment. The project maintains or improves system reliability, permits compliance with high voltage and environmental regulations, and ensures safe work sites. The project allows remote control and monitoring of substation equipment from the System Control Center, which facilitates faster response time to correct system instability or outages.
- Small Overhead and Underground Services (MC-CL-ZS8367): \$5,718,976
This ongoing project provides small size electric power service connections from Seattle City Light's distribution system to the customer's meter for power requirements of less than 50 KVA and 26 kV radial services. Most of this related work is billable to the customer. The program allows Seattle City Light to provide service to new customers in a safe, reliable, timely, and cost-effective manner.
- Substation Transformer Replacement (MC-CL-YS7776): \$5,046,939
This project funds the review of power transformers at substations and evaluates dissolved gas concentration, insulation aging, oil leaks, maintenance cost, service stress, and fault interrupting history. The project replaces transformers prioritized by those with the highest risk of failure, or those presenting substation capacity limits. The project enhances system reliability by replacing aging substation transformers before they fail in service.

External Projects: Projects in this program respond to requests from local jurisdictions to: relocate distribution services from overhead to underground systems per the terms of franchise agreements; maintain and upgrade the streetlight system; relocate utility infrastructure in response to major transportation projects; and provide capital improvements in response to other customer-requested service needs. Allocation changes reflect revised scope and schedule projections provided by the project managers.

For 2021, the CIP includes \$33.1 million in funding for 10 External Projects. Highlights (in order of 2021 Proposed Budget funding) include:

- Alaskan Way Viaduct and Seawall Replacement - Utility Relocations (MC-CL-ZT8307): \$11,229,160
This project allows the City to comply with its requirements to relocate Seattle City Light's infrastructure associated with the replacement of the Alaskan Way Viaduct and improvements to the Seawall and Central waterfront.
- Transportation Streetlights (MC-CL-ZL8377): \$6,207,108
This ongoing project relocates Seattle City Light owned streetlights as required by City of Seattle transportation projects.
- Overhead and Underground Relocations (MC-CL-ZT8369): \$5,283,214
This ongoing project moves electrical lines to accommodate or take advantage of transportation-related projects, street vacations, or other projects being constructed by non-City Light agencies. This project addresses modifications to the distribution system, including replacement or modifications of old-line segments, poles, and underground facilities, as necessary. Some project

costs are paid by City Light and some are paid by the requesting agencies, depending on the circumstances.

- Waterfront Seattle Streetlights (MC-CL-ZL8481): \$3,927,134
This project funds the street lighting associated with the bored tunnel hybrid plan for the Alaskan Way Viaduct replacement which is a project that will result in the City rebuilding Alaskan Way, led by the Office of the Waterfront.
- Sound Transit Lynnwood Link (MC-CL-ZT8471): \$2,817,702
This project supports construction of Sound Transit's Lynnwood Link project, which will extend the light rail line from the Northgate Transit Center at 5th Ave NE & NE 100th Street in Seattle to the SCL service area boundary at NE 205th Street, near the I-5 Right of Way in the City of Shoreline. The project will include 100 blocks of distribution relocations.

Power Supply: Projects in this program include improvements to City Light's dams, generators, powerhouses, and other related projects. In addition, the program contains projects designed to help City Light comply with federal licensing and environmental mitigation requirements at the utility's dams. City Light sequences work on major power production equipment (i.e., generator rebuilds, transformer replacements, plant system replacements and turbine replacements) to reduce the impact to power generation and to minimize fluctuations in the annual amount of capital spending.

For 2021, the CIP includes \$72.6 million in funding for 39 projects in Power Supply. Highlights (in order of 2021 Proposed Budget funding) include:

- Boundary - Licensing Mitigation (MC-CL-XB6987): \$25,386,125
This ongoing project implements Protection, Mitigation and Enhancement measures (PMEs) required by the terms and conditions of the license issued by FERC in 2013. The license allows for the continued operation of the Boundary Hydroelectric Project, Seattle City Light's largest generating station producing approximately 25% to 40% of the City's power supply.
- Skagit - Relicensing (MC-CL-XS6986): \$13,857,919
This ongoing project provides support of the relicensing activities for the Skagit River Hydroelectric Project including support of staff, environmental studies, documentation, and consultation. Relicensing work began in 2019. The current FERC license for the Skagit Project expires in 2025, and the license application is due for submission to FERC in May 2023.
- Boundary Powerhouse - Unit 54 Generator Rebuild (MC-CL-XB6353): \$4,652,351
This project provides rewinding and refurbishing of the Boundary Powerhouse Unit 54 generator, which is part of a programmatic series of projects to maintain and extend the useful life of aging generators. The rewind and rehabilitation of the generator includes the stator core, stator bars, rotor poles, etc. Mechanical upgrades such as seal rings and wicket gates may also be installed. This project also provides replacement of the carbon dioxide fire-suppression system with a water sprinkler system to improve worker safety. If technology is sufficiently advanced, it may also include a rotor-mounted scanner or other diagnostic equipment.
- Cedar Falls Bank 6 Replacement (MC-CL-XC6573): \$4,279,845
This project replaces the 60-year-old Bank 6 power step-up transformer at Cedar Falls. Bank 6 provides the connection between Cedar Falls Generating Units 5 and 6 and the transmission system.

The transformer is approaching the end of its useful life and the goal of this project is to replace it during a planned outage before it fails.

- Boundary Powerhouse Generator Step-up Transformer Replacement (MC-CL-XB6493): \$3,803,792
This project replaces six existing step-up transformers at Boundary Dam, which are 50 years old and have exceeded their reliable service life. This project also purchases a spare transformer because normal delivery time for transformers from order to on-site is 18 to 24 months. This project enhances long-term reliability and allows for City Light to avoid a prolonged loss of generation.
- Boundary Powerhouse – Unit 52 Generator Rebuild (MC-CL-XB6535): \$3,103,668
This project provides rewinding and refurbishing of the Boundary Powerhouse Unit 52 generator, which is part of a programmatic series of projects to maintain and extend the useful life of the utility's aging generators. The rewind and rehabilitation of the generator includes the stator core, stator bars, and rotor poles. Mechanical upgrades such as seal rings and wicket gates may also be installed. This project also provides replacement of the carbon dioxide fire-suppression system with a water sprinkler system to improve worker safety. If technology is sufficiently advanced, it may also include a rotor-mounted scanner or other diagnostic equipment.
- Skagit Facility - Minor Improvements Program (MC-CL-XS6405): \$2,175,788
This ongoing project provides financial coverage for emergent capital projects related to all Skagit Facilities. In addition, this project funds scheduled, small capital projects that have cost estimates less than \$25,000.

Transmission: Projects in this program include transmission capacity and reliability projects to deliver power from City Light's dams to its distribution system and the regional power grid. City Light owns and maintains 656 miles of transmission capacity that connect the Skagit facilities to Seattle. City Light also leases additional transmission capacity to connect to the Boundary, Cedar Falls, and Tolt hydroelectric projects.

For 2021, the CIP budget of \$16.4 million for five projects includes new funding of \$3,177,000 for the Transmission Tower Refurbishment project MC-CL-YT7130. Highlights (in order of 2021 Proposed Budget funding) include:

- Denny Substation Transmission Lines (MC-CL-YT7125): \$6,771,676
This project designs and constructs transmission lines to support the new Denny Substation. These transmission lines are created by dividing the existing Pine to Broad Street transmission line into two transmission lines.
- Transmission Line Inductor Installation (MC-CL-YT8461): \$3,994,914
This project addresses the issue of increased electric transmission congestion load growth in the Puget Sound Area. The project funds the installation of inductors or phase shifting transformers which curtail the flow of power through the Seattle area, while improving customer and asset strengths and maintaining reliability.
- Transmission Tower Refurbishment (MC-CL-YT7130): \$3,177,000
This new project funds the costs to refurbish and to extend the life of over 1,700 of steel transmission tower structures. This funding establishes and implements a new, ongoing, systematic approach to repair and refurbish these critical assets for as long as we can before needing to perform a tower replacement project which would cost more than \$2.0 million per tower.

CIP Revenue Sources

Approximately 60% of the CIP is funded through the sale of revenue bonds, based on financial policies set forth in [Resolution 31187](#). Revenues from retail electricity sales and wholesale surplus energy sales also fund a large part of City Light's CIP. Other funding comes from direct customer billing (including service connections and other customer requested work) and assorted fees.

Summary of Upcoming Budget Issues and Challenges

Budget Issues

Due to the COVID-19 pandemic and the associated economic slowdown, there is a loss of demand for electricity from both commercial and industrial customers. This loss in sales volume coupled with plans to not increase retail rates in 2021 will reduce revenues available to fund capital work.

Challenges

There are several challenges that will transform our business over the next decade:

- *New technologies are transforming how people use electricity.* Commercialization of energy technologies poses a potential risk to City Light. New options and products for controlling consumption, generating, and storing electricity will impact how customers interact with their local utility. Utilities must continue to evolve and to develop their products and services to best serve shifting customer needs and expectations.
- *Declining Retail Energy Consumption and Electrification.* Advances in energy efficiency have reduced consumer energy demand. Due in part to energy efficient building codes and new technologies, today's multifamily units consume approximately half as much energy as older single-family homes. At the same time, electrification of buildings and transportation promises to increase demand for electricity and for the grid investments that will be required to serve this new demand effectively. This changing landscape calls for managing impacts to rates while also understanding and compensating for inequities in access to green, cost-saving technologies.
- *Impact of retirements and legacy practices.* As more employees become eligible for retirement and workflows are not documented or digitized, City Light risks the loss of institutional memory, costly service interruptions and a potential impact to service delivery.
- *Climate change continues, and clean energy is more valuable than ever.* Weather pattern changes affect reservoir levels and seasonal energy consumption, leading to increasing volatility of energy supply and demand.

Future Projects/What is on the Horizon

- New projects for Transmission Tower Refurbishment and Tolt Relicensing.
- Expanded transportation electrification programs that support the Mayor's Drive Clean Seattle and City Council Green New Deal priorities.
- Grid Modernization Roadmap to develop and implement a strategy to modernize and optimize City Light's grid including both near-term and long-term actions, such as transmission and distribution automation, distributed energy resource development and integration, grid edge and behind-the-meter technology, and other utility technology projects. These efforts are needed to prepare the grid for increased electrification but also to position the utility for emerging business and

operational realities and reshape the grid's architecture to meet our customer-owners' energy needs and choices today and in the future.

- The transition to the new 5G networks will increase requests to attach to City Light poles. The impact of the required fiber optic deployments to support 5G will touch nearly every pole in City Light's distribution system.

Advanced Metering Infrastructure

Project No:	MC-CL-ZS8426	BSL Code:	BC-CL-Z
Project Type:	Discrete	BSL Name:	Customer Focused - CIP
Project Category:	New Facility	Location:	Citywide
Current Project Stage:	Stage 6 - Closeout	Council District:	Multiple
Start/End Date:	2015 - 2021	Neighborhood District:	Not in a Neighborhood District
Total Project Cost:	\$100,374	Urban Village:	Not in an Urban Village

This project replaces approximately 400,000 existing meters with Smart Meters allowing two-way communication between Seattle City Light and its customers, residential or commercial. Smart Meters continuously record and transmit consumption data to the utility. They also automate meter reading, increase customer service, heighten billing capacity, reduce energy consumption, improve outage restoration efficiency, and support rate structure flexibility. Implementation of the project positions the utility to comply with North American Electric Reliability Corporation (NERC) and Federal Energy Regulatory Commission (FERC) programs and requirements.

Resources	LTD Actuals	2020 Revised	2021	2022	2023	2024	2025	2026	Total
City Light Fund Revenues	90,609	9,765	-	-	-	-	-	-	100,374
Total:	90,609	9,765	-	-	-	-	-	-	100,374
Fund Appropriations / Allocations ¹	LTD Actuals	2020 Revised	2021	2022	2023	2024	2025	2026	Total
Light Fund	90,609	9,765	-	-	-	-	-	-	100,374
Total:	90,609	9,765	-	-	-	-	-	-	100,374

O&M Impacts: NA

Alaskan Way Viaduct and Seawall Replacement - Utility Relocations

Project No:	MC-CL-ZT8307	BSL Code:	BC-CL-Z
Project Type:	Discrete	BSL Name:	Customer Focused - CIP
Project Category:	New Facility	Location:	SR 99 / Battery St
Current Project Stage:	Stage 5 - Construction	Council District:	Council District 7
Start/End Date:	2002 - 2024	Neighborhood District:	Not in a Neighborhood District
Total Project Cost:	\$257,180	Urban Village:	Not in an Urban Village

This project allows the City to comply with its requirements to relocate Seattle City Light's infrastructure associated with the replacement of the Alaskan Way Viaduct and improvements to the Seawall and Central waterfront.

Resources	LTD Actuals	2020 Revised	2021	2022	2023	2024	2025	2026	Total
City Light Fund Revenues	184,295	53,812	11,229	6,408	1,303	134	-	-	257,180
Total:	184,295	53,812	11,229	6,408	1,303	134	-	-	257,180

Fund Appropriations / Allocations ¹	LTD Actuals	2020 Revised	2021	2022	2023	2024	2025	2026	Total
Light Fund	184,295	53,812	11,229	6,408	1,303	134	-	-	257,180
Total:	184,295	53,812	11,229	6,408	1,303	134	-	-	257,180

O&M Impacts: NA

¹Funds are appropriated through the Adopted Budget at the Budget Summary Level. All Amounts shown above are in thousands of dollars

Battery Storage Pilot

Project No:	MC-CL-YR8484	BSL Code:	BC-CL-Y
Project Type:	Ongoing	BSL Name:	Transmission and Distribution - CIP
Project Category:	Rehabilitation or Restoration	Location:	Citywide
Current Project Stage:	N/A	Council District:	Multiple
Start/End Date:	N/A	Neighborhood District:	Multiple
Total Project Cost:	N/A	Urban Village:	Multiple

This ongoing project funds the installation of a grid-connected utility-scale battery. City Light will either work independently or with a partner to develop and demonstrate this new technology. This project gives City Light an opportunity to explore the storage technology and its impact on our local grid.

Resources	LTD Actuals	2020 Revised	2021	2022	2023	2024	2025	2026	Total
City Light Fund Revenues	-	49	-	-	-	-	-	-	49
Total:	-	49	-	-	-	-	-	-	49
Fund Appropriations / Allocations ¹	LTD Actuals	2020 Revised	2021	2022	2023	2024	2025	2026	Total
Light Fund	-	49	-	-	-	-	-	-	49
Total:	-	49	-	-	-	-	-	-	49

O&M Impacts: NA

BO Lead and Asbestos

Project No:	MC-CL-XF9231	BSL Code:	BC-CL-X
Project Type:	Discrete	BSL Name:	Power Supply - CIP
Project Category:	Rehabilitation or Restoration	Location:	Bothell Receiving Substation
Current Project Stage:	Stage 6 - Closeout	Council District:	Citywide
Start/End Date:	2013 - 2020	Neighborhood District:	Outside City of Seattle
Total Project Cost:	\$954	Urban Village:	Outside City of Seattle

This project provides funding for the removal of contaminants, sewer remediation, and decommissioning of the water tower at the Bothell Substation. Removal of lead and asbestos in the Craneway Area is necessary in order to make the area space useable. The existing septic system does not meet code and needs to be removed or abandoned in place. The sanitary system then needs to be connected with services out to the street. The water tower needs to be deconstructed and removed as it is no longer used or needed and represents a risk to the substation if it deteriorates to the point of collapsing.

Resources	LTD Actuals	2020 Revised	2021	2022	2023	2024	2025	2026	Total
City Light Fund Revenues	195	759	-	-	-	-	-	-	954
Total:	195	759	-	-	-	-	-	-	954
Fund Appropriations / Allocations ¹	LTD Actuals	2020 Revised	2021	2022	2023	2024	2025	2026	Total
Light Fund	195	759	-	-	-	-	-	-	954
Total:	195	759	-	-	-	-	-	-	954

O&M Impacts: NA

¹Funds are appropriated through the Adopted Budget at the Budget Summary Level. All Amounts shown above are in thousands of dollars

Boundary - Access Road Stability Improvements

Project No:	MC-CL-XB6615	BSL Code:	BC-CL-X
Project Type:	Discrete	BSL Name:	Power Supply - CIP
Project Category:	Rehabilitation or Restoration	Location:	Boundary Rd, Metaline, WA 99153
Current Project Stage:	Stage 2 - Initiation, Project Definition, & Planning	Council District:	Outside City of Seattle
Start/End Date:	2017 - 2026	Neighborhood District:	Outside City of Seattle
Total Project Cost:	\$7,657	Urban Village:	Outside City of Seattle

This project constructs a substantial slope stabilization in the area of the West Access Road cut to limit maintenance inputs, ensure continued access to the powerhouse, and improve safety (present debris flows occasionally contain larger sized rocks). The relocated portions of the West Access Road's slopes have continued to ravel since relocation occurred in the early 00's There is a risk that the slope could fail in a more conclusive fashion and block access to the powerhouse. Additionally, the upslope interceptor ditch (a concrete channel) suffered undermining erosion causing the concrete to subside and not perform well at channelizing and conveying sheet flow away from the slope face.

Resources	LTD Actuals	2020 Revised	2021	2022	2023	2024	2025	2026	Total
City Light Fund Revenues	857	19	-	-	-	574	6,174	34	7,657
Total:	857	19	-	-	-	574	6,174	34	7,657
Fund Appropriations / Allocations ¹	LTD Actuals	2020 Revised	2021	2022	2023	2024	2025	2026	Total
Light Fund	857	19	-	-	-	574	6,174	34	7,657
Total:	857	19	-	-	-	574	6,174	34	7,657

O&M Impacts: NA

¹Funds are appropriated through the Adopted Budget at the Budget Summary Level. All Amounts shown above are in thousands of dollars

Boundary - DC Battery System & Charge Modernization

Project No:	MC-CL-XB6566	BSL Code:	BC-CL-X
Project Type:	Discrete	BSL Name:	Power Supply - CIP
Project Category:	Rehabilitation or Restoration	Location:	Boundary Rd, Metaline, WA 99153
Current Project Stage:	Stage 5 - Construction	Council District:	Outside City of Seattle
Start/End Date:	2017 - 2024	Neighborhood District:	Outside City of Seattle
Total Project Cost:	\$3,711	Urban Village:	Outside City of Seattle

This project replaces the multiple existing DC battery systems at Boundary.

Resources	LTD Actuals	2020 Revised	2021	2022	2023	2024	2025	2026	Total
City Light Fund Revenues	646	1,028	713	689	617	18	-	-	3,711
Total:	646	1,028	713	689	617	18	-	-	3,711
Fund Appropriations / Allocations ¹	LTD Actuals	2020 Revised	2021	2022	2023	2024	2025	2026	Total
Light Fund	646	1,028	713	689	617	18	-	-	3,711
Total:	646	1,028	713	689	617	18	-	-	3,711

O&M Impacts: NA

Boundary - Entrance Improvements

Project No:	MC-CL-XB6601	BSL Code:	BC-CL-X
Project Type:	Discrete	BSL Name:	Power Supply - CIP
Project Category:	Rehabilitation or Restoration	Location:	Boundary Rd, Metaline, WA 99153
Current Project Stage:	Stage 6 - Closeout	Council District:	Outside City of Seattle
Start/End Date:	2017 - 2020	Neighborhood District:	Outside City of Seattle
Total Project Cost:	\$3,282	Urban Village:	Outside City of Seattle

This project provides safety for employees at the security entrance to the Boundary Hydro Project, those working at the site, the security guard, and visitors. This project provides realignment of the access road to the security gate so the guard station is accessed between lanes of incoming and outgoing traffic instead of from the road shoulder. This increases the guardsâ€™ view of approaching traffic and allows traffic more time to slow down when approaching the guard station. This project also provides a permanent building with water service, a restroom, and an electrical room as well as new signage.

Resources	LTD Actuals	2020 Revised	2021	2022	2023	2024	2025	2026	Total
City Light Fund Revenues	3,207	75	-	-	-	-	-	-	3,282
Total:	3,207	75	-	-	-	-	-	-	3,282
Fund Appropriations / Allocations¹	LTD Actuals	2020 Revised	2021	2022	2023	2024	2025	2026	Total
Light Fund	3,207	75	-	-	-	-	-	-	3,282
Total:	3,207	75	-	-	-	-	-	-	3,282

O&M Impacts: NA

Boundary - Level 6 Deck Stabilization

Project No:	MC-CL-XB6604	BSL Code:	BC-CL-X
Project Type:	Discrete	BSL Name:	Power Supply - CIP
Project Category:	Rehabilitation or Restoration	Location:	Boundary Rd, Metaline, WA 99153
Current Project Stage:	Stage 5 - Construction	Council District:	Outside City of Seattle
Start/End Date:	2017 - 2021	Neighborhood District:	Not in a Neighborhood District
Total Project Cost:	\$3,221	Urban Village:	Not in an Urban Village

This project installs a new system of rock bolts and other forms of rock anchors to improve the structural stability of the Level 6 Deck on Boundary Dam. This portion of the dam is attached to and supported by the adjacent rock. A recent inspection revealed a weakness in the current attachments and use of the deck by heavy equipment is restricted until these improvements are made. This project also includes stabilization of rock blocks in the powerhouse machine hall.

Resources	LTD Actuals	2020 Revised	2021	2022	2023	2024	2025	2026	Total
City Light Fund Revenues	2,308	913	-	-	-	-	-	-	3,221
Total:	2,308	913	-	-	-	-	-	-	3,221
Fund Appropriations / Allocations ¹	LTD Actuals	2020 Revised	2021	2022	2023	2024	2025	2026	Total
Light Fund	2,308	913	-	-	-	-	-	-	3,221
Total:	2,308	913	-	-	-	-	-	-	3,221

O&M Impacts: NA

Boundary - Licensing Mitigation

Project No:	MC-CL-XB6987	BSL Code:	BC-CL-X
Project Type:	Ongoing	BSL Name:	Power Supply - CIP
Project Category:	New Investment	Location:	10382 Boundary Rd, Metaline, WA 99153
Current Project Stage:	N/A	Council District:	Outside City of Seattle
Start/End Date:	N/A	Neighborhood District:	Not in a Neighborhood District
Total Project Cost:	N/A	Urban Village:	Not in an Urban Village

This ongoing project implements Protection, Mitigation and Enhancement measures (PME) required by the terms and conditions of a settlement agreement and new license to be issued by the Federal Energy Regulatory Commission (FERC). The license allows for the continued operation of the Boundary Hydroelectric Project, Seattle City Light's largest generating station producing approximately 25 to 40% of the City's power supply.

Resources	LTD Actuals	2020 Revised	2021	2022	2023	2024	2025	2026	Total
City Light Fund Revenues	89,652	25,721	25,386	16,927	28,305	12,250	8,922	16,755	223,917
Total:	89,652	25,721	25,386	16,927	28,305	12,250	8,922	16,755	223,917
Fund Appropriations / Allocations ¹	LTD Actuals	2020 Revised	2021	2022	2023	2024	2025	2026	Total
Light Fund	89,652	25,721	25,386	16,927	28,305	12,250	8,922	16,755	223,917
Total:	89,652	25,721	25,386	16,927	28,305	12,250	8,922	16,755	223,917

O&M Impacts: NA

¹Funds are appropriated through the Adopted Budget at the Budget Summary Level. All Amounts shown above are in thousands of dollars

Boundary - Unit 56 Exciter Replacement

Project No:	MC-CL-XB6603	BSL Code:	BC-CL-X
Project Type:	Discrete	BSL Name:	Power Supply - CIP
Project Category:	Rehabilitation or Restoration	Location:	Boundary Rd, Metaline, WA 99153
Current Project Stage:	Stage 6 - Closeout	Council District:	Outside City of Seattle
Start/End Date:	2017 - 2021	Neighborhood District:	Outside City of Seattle
Total Project Cost:	\$2,235	Urban Village:	Outside City of Seattle

This project provides installation of a new electrical exciter on the Boundary Powerhouse Unit 56 Generator. The unit's schedule for a rewind started in 2014, increasing the capacity of the unit. The project also provides an upgraded exciter needed to reliably realize the additional capacity over the new life of the unit.

Resources	LTD Actuals	2020 Revised	2021	2022	2023	2024	2025	2026	Total
City Light Fund Revenues	1,944	243	47	-	-	-	-	-	2,235
Total:	1,944	243	47	-	-	-	-	-	2,235
Fund Appropriations / Allocations ¹	LTD Actuals	2020 Revised	2021	2022	2023	2024	2025	2026	Total
Light Fund	1,944	243	47	-	-	-	-	-	2,235
Total:	1,944	243	47	-	-	-	-	-	2,235

O&M Impacts: NA

¹Funds are appropriated through the Adopted Budget at the Budget Summary Level. All Amounts shown above are in thousands of dollars

Boundary Control Room Alarm System Replacement

Project No:	MC-CL-XB6637	BSL Code:	BC-CL-X
Project Type:	Discrete	BSL Name:	Power Supply - CIP
Project Category:	Rehabilitation or Restoration	Location:	Boundary Rd, Metaline, WA 99153
Current Project Stage:	Stage 2 - Initiation, Project Definition, & Planning	Council District:	Outside City of Seattle
Start/End Date:	2019 - 2024	Neighborhood District:	Not in a Neighborhood District
Total Project Cost:	\$1,263	Urban Village:	Not in an Urban Village

This project replaces the system of alarms and annunciator panels in the Boundary Control room with a modern system that integrates with the current automation system. The current system of alarms and annunciator panels is not functioning properly, and is outdated. Alarms will be routed to PH Operator terminals where information will be displayed as to the nature of the alarm. Due to the large number of circuits that will need to be replaced, it is assumed that this project will be implemented in phases over four years, starting in 2018.

Resources	LTD Actuals	2020 Revised	2021	2022	2023	2024	2025	2026	Total
City Light Fund Revenues	67	563	222	211	176	24	-	-	1,263
Total:	67	563	222	211	176	24	-	-	1,263
Fund Appropriations / Allocations ¹	LTD Actuals	2020 Revised	2021	2022	2023	2024	2025	2026	Total
Light Fund	67	563	222	211	176	24	-	-	1,263
Total:	67	563	222	211	176	24	-	-	1,263

O&M Impacts: NA

¹Funds are appropriated through the Adopted Budget at the Budget Summary Level. All Amounts shown above are in thousands of dollars

Boundary Crane Improvements

Project No:	MC-CL-XB6620	BSL Code:	BC-CL-X
Project Type:	Discrete	BSL Name:	Power Supply - CIP
Project Category:	Rehabilitation or Restoration	Location:	Boundary Rd, Metaline, WA 99153
Current Project Stage:	Stage 6 - Closeout	Council District:	Outside City of Seattle
Start/End Date:	2017 - 2020	Neighborhood District:	Outside City of Seattle
Total Project Cost:	\$8,005	Urban Village:	Not in an Urban Village

This project rehabilitates and modernizes control systems and other components on two bridge cranes at the Boundary Powerhouse. The controls have exceeded their useful life and other systems, such as fall protection, are not up to current safety codes. A comprehensive crane assessment may identify additional systems requiring replacement, rehabilitation, or repair. These cranes are critical to the operation and maintenance of the six hydroelectric generators at Boundary and are directly linked to generator availability. This work supports upcoming rewind projects on Boundary Units 51, 52 and 54.

Resources	LTD Actuals	2020 Revised	2021	2022	2023	2024	2025	2026	Total
City Light Fund Revenues	7,757	248	-	-	-	-	-	-	8,005
Total:	7,757	248	-	-	-	-	-	-	8,005
Fund Appropriations / Allocations ¹	LTD Actuals	2020 Revised	2021	2022	2023	2024	2025	2026	Total
Light Fund	7,757	248	-	-	-	-	-	-	8,005
Total:	7,757	248	-	-	-	-	-	-	8,005

O&M Impacts: NA

¹Funds are appropriated through the Adopted Budget at the Budget Summary Level. All Amounts shown above are in thousands of dollars

Boundary DC Panel Upgrade

Project No:	MC-CL-XB6628	BSL Code:	BC-CL-X
Project Type:	Discrete	BSL Name:	Power Supply - CIP
Project Category:	Rehabilitation or Restoration	Location:	Boundary Rd, Metaline, WA 99153
Current Project Stage:	Stage 5 - Construction	Council District:	Outside City of Seattle
Start/End Date:	2017 - 2021	Neighborhood District:	Not in a Neighborhood District
Total Project Cost:	\$1,098	Urban Village:	Not in an Urban Village

This project replaces and upgrades DC panels at Boundary. The panel capacity has been maxed out from the addition of many control circuits over the past several years, resulting in multiple circuits being connected to the same breaker. The work will include a load study, design of new main and sub panels, and construction. These panels provide back-up service to critical equipment via batteries in the event of a power failure in the powerhouse.

Resources	LTD Actuals	2020 Revised	2021	2022	2023	2024	2025	2026	Total
City Light Fund Revenues	836	192	70	-	-	-	-	-	1,098
Total:	836	192	70	-	-	-	-	-	1,098
Fund Appropriations / Allocations ¹	LTD Actuals	2020 Revised	2021	2022	2023	2024	2025	2026	Total
Light Fund	836	192	70	-	-	-	-	-	1,098
Total:	836	192	70	-	-	-	-	-	1,098

O&M Impacts: NA

Boundary Facilities Master Plan

Project No:	MC-CL-XB6642	BSL Code:	BC-CL-X
Project Type:	Ongoing	BSL Name:	Power Supply - CIP
Project Category:	Rehabilitation or Restoration	Location:	System Wide
Current Project Stage:	N/A	Council District:	Outside City of Seattle
Start/End Date:	N/A	Neighborhood District:	Not in a Neighborhood District
Total Project Cost:	N/A	Urban Village:	Not in an Urban Village

This project installs a new system of rock bolts and other forms of rock anchors to improve the structural stability of the Level 6 Deck on Boundary Dam. This portion of the dam is attached to and supported by the adjacent rock. A recent inspection revealed a weakness in the current attachments and use of the deck by heavy equipment is restricted until these improvements are made.

Resources	LTD Actuals	2020 Revised	2021	2022	2023	2024	2025	2026	Total
City Light Fund Revenues	-	495	242	172	1,440	2,296	1,250	821	6,716
Total:	-	495	242	172	1,440	2,296	1,250	821	6,716
Fund Appropriations / Allocations ¹	LTD Actuals	2020 Revised	2021	2022	2023	2024	2025	2026	Total
Light Fund	-	495	242	172	1,440	2,296	1,250	821	6,716
Total:	-	495	242	172	1,440	2,296	1,250	821	6,716

O&M Impacts: NA

Boundary Facility - Minor Improvements Program

Project No:	MC-CL-XB6401	BSL Code:	BC-CL-X
Project Type:	Ongoing	BSL Name:	Power Supply - CIP
Project Category:	Rehabilitation or Restoration	Location:	10382 Boundary Rd, Metaline, WA 99153
Current Project Stage:	N/A	Council District:	Outside City of Seattle
Start/End Date:	N/A	Neighborhood District:	Not in a Neighborhood District
Total Project Cost:	N/A	Urban Village:	Not in an Urban Village

This ongoing project provides financial coverage for emergent capital projects, specifically related to Boundary Facilities. These projects are, by definition, unforeseeable, unscheduled, unpredictable, and occur on a first-come, first serve basis. This project shows increased project allocations in years 2015 to 2017. This increase reflects anticipated baseline CIP spending levels for the Boundary Facility that are in line with Strategic Plan assumptions. These future year allocations will be broken out into specific CIP projects.

Resources	LTD Actuals	2020 Revised	2021	2022	2023	2024	2025	2026	Total
City Light Fund Revenues	22,609	4,826	1,569	2,297	5,520	5,120	4,710	5,013	51,664
Total:	22,609	4,826	1,569	2,297	5,520	5,120	4,710	5,013	51,664
Fund Appropriations / Allocations ¹	LTD Actuals	2020 Revised	2021	2022	2023	2024	2025	2026	Total
Light Fund	22,609	4,826	1,569	2,297	5,520	5,120	4,710	5,013	51,664
Total:	22,609	4,826	1,569	2,297	5,520	5,120	4,710	5,013	51,664

O&M Impacts: NA

¹Funds are appropriated through the Adopted Budget at the Budget Summary Level. All Amounts shown above are in thousands of dollars

Boundary Fiber Ring Upgrade

Project No:	MC-CL-XB6635	BSL Code:	BC-CL-X
Project Type:	Discrete	BSL Name:	Power Supply - CIP
Project Category:	Rehabilitation or Restoration	Location:	Boundary Rd, Metaline, WA 99153
Current Project Stage:	Stage 1 - Pre-Project Development	Council District:	Outside City of Seattle
Start/End Date:	2020 - 2027	Neighborhood District:	Outside City of Seattle
Total Project Cost:	\$1,253	Urban Village:	Not in an Urban Village

This project installs additional fiber between Boundary powerhouse and the service area. This is necessary to continue to modernize our powerhouse controls, machine monitoring, cyber security systems and work environment.

Resources	LTD Actuals	2020 Revised	2021	2022	2023	2024	2025	2026	Total
City Light Fund Revenues	-	205	-	-	-	379	473	196	1,253
Total:	-	205	-	-	-	379	473	196	1,253
Fund Appropriations / Allocations ¹	LTD Actuals	2020 Revised	2021	2022	2023	2024	2025	2026	Total
Light Fund	-	205	-	-	-	379	473	196	1,253
Total:	-	205	-	-	-	379	473	196	1,253

O&M Impacts: NA

Boundary Governor Rehabilitation

Project No:	MC-CL-XB6641	BSL Code:	BC-CL-X
Project Type:	Discrete	BSL Name:	Power Supply - CIP
Project Category:	Rehabilitation or Restoration	Location:	Boundary Rd, Metaline, WA 99153
Current Project Stage:	Stage 1 - Pre-Project Development	Council District:	Outside City of Seattle
Start/End Date:	2023 - 2026	Neighborhood District:	Outside City of Seattle
Total Project Cost:	\$8,204	Urban Village:	Not in an Urban Village

This project replaces the control systems on all six Boundary generating units. A recent condition assessment of the Boundary generating units found a number of problems with the governor controls including: poor transfer between primary and backup operation, reset problems and controller lock-up.

Resources	LTD Actuals	2020 Revised	2021	2022	2023	2024	2025	2026	Total
City Light Fund Revenues	-	-	-	-	153	6,054	1,997	-	8,204
Total:	-	-	-	-	153	6,054	1,997	-	8,204
Fund Appropriations / Allocations ¹	LTD Actuals	2020 Revised	2021	2022	2023	2024	2025	2026	Total
Light Fund	-	-	-	-	153	6,054	1,997	-	8,204
Total:	-	-	-	-	153	6,054	1,997	-	8,204

O&M Impacts: NA

Boundary Powerhouse - Transformer Bank Rockfall Mitigation

Project No:	MC-CL-XB6485	BSL Code:	BC-CL-X
Project Type:	Discrete	BSL Name:	Power Supply - CIP
Project Category:	Rehabilitation or Restoration	Location:	10382 Boundary Rd, Metaline, WA 99153
Current Project Stage:	Stage 2 - Initiation, Project Definition, & Planning	Council District:	Outside City of Seattle
Start/End Date:	2008 - 2020	Neighborhood District:	Not in a Neighborhood District
Total Project Cost:	\$502	Urban Village:	Not in an Urban Village

This project constructs an intermediate switchyard at Boundary, installs new cables routed through tunnels to the surface from the Boundary Dam transformers to the switchyard, and constructs a transmission line from the switchyard to the BPA Switching Station. This project mitigates the likelihood of rock fall damage to a transformer, the bonnet over the transformer, transformer equipment, conductors, or outriggers. It reduces the likelihood of damage from such an incident which could be catastrophic and result in extended outages, personal injury, and death.

Resources	LTD Actuals	2020 Revised	2021	2022	2023	2024	2025	2026	Total
City Light Fund Revenues	502	-	-	-	-	-	-	-	502
Total:	502	-	-	-	-	-	-	-	502
Fund Appropriations / Allocations ¹	LTD Actuals	2020 Revised	2021	2022	2023	2024	2025	2026	Total
Light Fund	502	-	-	-	-	-	-	-	502
Total:	502	-	-	-	-	-	-	-	502

O&M Impacts: NA

Boundary Powerhouse - Unit 51 Generator Rebuild

Project No:	MC-CL-XB6351	BSL Code:	BC-CL-X
Project Type:	Discrete	BSL Name:	Power Supply - CIP
Project Category:	Rehabilitation or Restoration	Location:	10382 Boundary Rd, Metaline, WA 99153
Current Project Stage:	Stage 5 - Construction	Council District:	Outside City of Seattle
Start/End Date:	2017 - 2024	Neighborhood District:	Not in a Neighborhood District
Total Project Cost:	\$33,462	Urban Village:	Not in an Urban Village

This project provides the rewinding and refurbishing of the Unit 51 generator to extend its useful life, which is part of a programmatic series of projects to maintain the Utility's aging generators. The rewind and rehabilitation of the generator includes the stator core, stator bars, rotor poles, etc. Mechanical upgrades such as seal rings and wicket gates may also be installed. It also replaces the carbon dioxide fire-suppression system with a water sprinkler system to enhance worker safety. If technology is sufficiently advanced, it may also include a rotor-mounted scanner or other diagnostic equipment.

Resources	LTD Actuals	2020 Revised	2021	2022	2023	2024	2025	2026	Total
City Light Fund Revenues	19,058	8,462	242	-	-	-	-	-	27,762
Total:	19,058	8,462	242	-	-	-	-	-	27,762
Fund Appropriations / Allocations ¹	LTD Actuals	2020 Revised	2021	2022	2023	2024	2025	2026	Total
Light Fund	19,058	8,462	242	-	-	-	-	-	27,762
Total:	19,058	8,462	242	-	-	-	-	-	27,762

O&M Impacts: NA

¹Funds are appropriated through the Adopted Budget at the Budget Summary Level. All Amounts shown above are in thousands of dollars

Boundary Powerhouse - Unit 52 Generator Rebuild

Project No:	MC-CL-XB6535	BSL Code:	BC-CL-X
Project Type:	Discrete	BSL Name:	Power Supply - CIP
Project Category:	Rehabilitation or Restoration	Location:	Boundary Rd, Metaline, WA 99153
Current Project Stage:	Stage 3 - Design	Council District:	Outside City of Seattle
Start/End Date:	2019 - 2024	Neighborhood District:	Outside City of Seattle
Total Project Cost:	\$26,102	Urban Village:	Outside City of Seattle

This project provides rewinding and refurbishing of the Boundary Powerhouse Unit 52 generator, which is part of a programmatic series of projects to maintain and extend the useful life of the Utility's aging generators. The rewind and rehabilitation of the generator includes the stator core, stator bars, rotor poles, etc. Mechanical upgrades such as seal rings and wicket gates may also be installed. This project also provides replacement of the carbon dioxide fire-suppression system with a water sprinkler system to improve worker safety. If technology is sufficiently advanced, it may also include a rotor-mounted scanner or other diagnostic equipment.

Resources	LTD Actuals	2020 Revised	2021	2022	2023	2024	2025	2026	Total
City Light Fund Revenues	64	11,467	3,104	5,812	5,655	-	-	-	26,102
Total:	64	11,467	3,104	5,812	5,655	-	-	-	26,102
Fund Appropriations / Allocations ¹	LTD Actuals	2020 Revised	2021	2022	2023	2024	2025	2026	Total
Light Fund	64	11,467	3,104	5,812	5,655	-	-	-	26,102
Total:	64	11,467	3,104	5,812	5,655	-	-	-	26,102

O&M Impacts: NA

¹Funds are appropriated through the Adopted Budget at the Budget Summary Level. All Amounts shown above are in thousands of dollars

Boundary Powerhouse - Unit 54 Generator Rebuild

Project No:	MC-CL-XB6353	BSL Code:	BC-CL-X
Project Type:	Discrete	BSL Name:	Power Supply - CIP
Project Category:	Rehabilitation or Restoration	Location:	10382 Boundary Rd, Metaline, WA 99153
Current Project Stage:	Stage 3 - Design	Council District:	Outside City of Seattle
Start/End Date:	2018 - 2024	Neighborhood District:	Not in a Neighborhood District
Total Project Cost:	\$27,288	Urban Village:	Not in an Urban Village

This project provides rewinding and refurbishing of the Boundary Powerhouse Unit 54 generator, which is part of a programmatic series of projects to maintain and extend the useful life of aging generators. The rewind and rehabilitation of the generator includes the stator core, stator bars, rotor poles, etc. Mechanical upgrades such as seal rings and wicket gates may also be installed. This project also provides replacement of the carbon dioxide fire-suppression system with a water sprinkler system to improve worker safety. If technology is sufficiently advanced, it may also include a rotor-mounted scanner or other diagnostic equipment.

Resources	LTD Actuals	2020 Revised	2021	2022	2023	2024	2025	2026	Total
City Light Fund Revenues	4,958	12,538	4,652	5,140	-	-	-	-	27,288
Total:	4,958	12,538	4,652	5,140	-	-	-	-	27,288
Fund Appropriations / Allocations ¹	LTD Actuals	2020 Revised	2021	2022	2023	2024	2025	2026	Total
Light Fund	4,958	12,538	4,652	5,140	-	-	-	-	27,288
Total:	4,958	12,538	4,652	5,140	-	-	-	-	27,288

O&M Impacts: NA

¹Funds are appropriated through the Adopted Budget at the Budget Summary Level. All Amounts shown above are in thousands of dollars

Boundary Powerhouse Exhaust system

Project No:	MC-CL-XB6634	BSL Code:	BC-CL-X
Project Type:	Discrete	BSL Name:	Power Supply - CIP
Project Category:	Rehabilitation or Restoration	Location:	Boundary Rd, Metaline, WA 99153
Current Project Stage:	Stage 1 - Pre-Project Development	Council District:	Outside City of Seattle
Start/End Date:	2026 - 2026	Neighborhood District:	Not in a Neighborhood District
Total Project Cost:	\$348	Urban Village:	Not in an Urban Village

This project replaces and improves the existing Boundary powerhouse exhaust system. Boundary powerhouse is located in a rocky cavern and relies on a mechanical exhaust system to maintain air quality in the various levels of the powerhouse.

Resources	LTD Actuals	2020 Revised	2021	2022	2023	2024	2025	2026	Total
City Light Fund Revenues	-	-	-	-	-	-	-	348	348
Total:	-	-	-	-	-	-	-	348	348
Fund Appropriations / Allocations ¹	LTD Actuals	2020 Revised	2021	2022	2023	2024	2025	2026	Total
Light Fund	-	-	-	-	-	-	-	348	348
Total:	-	-	-	-	-	-	-	348	348

O&M Impacts: NA

Boundary Powerhouse Generator Step-up Transformer Replacement

Project No:	MC-CL-XB6493	BSL Code:	BC-CL-X
Project Type:	Discrete	BSL Name:	Power Supply - CIP
Project Category:	New Facility	Location:	10382 Boundary Rd, Metaline, WA 99153
Current Project Stage:	Stage 3 - Design	Council District:	Outside City of Seattle
Start/End Date:	2010 - 2025	Neighborhood District:	Not in a Neighborhood District
Total Project Cost:	\$46,755	Urban Village:	Not in an Urban Village

This project replaces six existing step-up transformers at Boundary Dam, which are 50 years old and have exceeded their reliable service life. This project also includes a spare transformer as normal delivery time for transformers from order to on-site is 18 to 24 months. This project enhances long term reliability and allows for City Light to avoid a prolonged loss of generation capacity.

Resources	LTD Actuals	2020 Revised	2021	2022	2023	2024	2025	2026	Total
City Light Fund Revenues	15,030	14,109	3,804	4,189	6,136	1,994	1,493	-	46,755
Total:	15,030	14,109	3,804	4,189	6,136	1,994	1,493	-	46,755
Fund Appropriations / Allocations ¹	LTD Actuals	2020 Revised	2021	2022	2023	2024	2025	2026	Total
Light Fund	15,030	14,109	3,804	4,189	6,136	1,994	1,493	-	46,755
Total:	15,030	14,109	3,804	4,189	6,136	1,994	1,493	-	46,755

O&M Impacts: NA

Boundary Service Area Paving

Project No:	MC-CL-XB6632	BSL Code:	BC-CL-X
Project Type:	Discrete	BSL Name:	Power Supply - CIP
Project Category:	Rehabilitation or Restoration	Location:	Boundary Rd, Metaline, WA 99153
Current Project Stage:	Stage 1 - Pre-Project Development	Council District:	Outside City of Seattle
Start/End Date:	2026 - 2026	Neighborhood District:	Not in a Neighborhood District
Total Project Cost:	\$348	Urban Village:	Not in an Urban Village

This project provides paving of the Boundary service area roadways and parking areas.

Resources	LTD Actuals	2020 Revised	2021	2022	2023	2024	2025	2026	Total
City Light Fund Revenues	-	-	-	-	-	-	-	348	348
Total:	-	-	-	-	-	-	-	348	348
Fund Appropriations / Allocations ¹	LTD Actuals	2020 Revised	2021	2022	2023	2024	2025	2026	Total
Light Fund	-	-	-	-	-	-	-	348	348
Total:	-	-	-	-	-	-	-	348	348

O&M Impacts: NA

Boundary Sluice Gate Walkway Replacement

Project No:	MC-CL-XB6631	BSL Code:	BC-CL-X
Project Type:	Discrete	BSL Name:	Power Supply - CIP
Project Category:	Rehabilitation or Restoration	Location:	Boundary Rd, Metaline, WA 99153
Current Project Stage:	Stage 1 - Pre-Project Development	Council District:	Outside City of Seattle
Start/End Date:	2020 - 2024	Neighborhood District:	Not in a Neighborhood District
Total Project Cost:	\$652	Urban Village:	Not in an Urban Village

This project replaces and improves concrete walkways over the sluiceways in order to improve safety for the crews performing maintenance activities on the gates.

Resources	LTD Actuals	2020 Revised	2021	2022	2023	2024	2025	2026	Total
City Light Fund Revenues	-	123	-	-	129	400	-	-	652
Total:	-	123	-	-	129	400	-	-	652
Fund Appropriations / Allocations¹	LTD Actuals	2020 Revised	2021	2022	2023	2024	2025	2026	Total
Light Fund	-	123	-	-	129	400	-	-	652
Total:	-	123	-	-	129	400	-	-	652

O&M Impacts: NA

¹Funds are appropriated through the Adopted Budget at the Budget Summary Level. All Amounts shown above are in thousands of dollars

Boundary Station Service Transformer Replacement

Project No:	MC-CL-XB6627	BSL Code:	BC-CL-X
Project Type:	Discrete	BSL Name:	Power Supply - CIP
Project Category:	Rehabilitation or Restoration	Location:	Boundary Rd, Metaline, WA 99153
Current Project Stage:	Stage 1 - Pre-Project Development	Council District:	Outside City of Seattle
Start/End Date:	2019 - 2025	Neighborhood District:	Not in a Neighborhood District
Total Project Cost:	\$8,656	Urban Village:	Not in an Urban Village

This project replaces two aging station service transformers at Boundary. It is assumed that they will be specified and procured together but installed in two sequential years. Station service transformers provide power to the powerhouse, dam and service area. It is likely that the rating of the transformers will need to be increased to accommodate load increases associated with the addition of new circuits in the powerhouse for automation, controls and machine monitoring.

Resources	LTD Actuals	2020 Revised	2021	2022	2023	2024	2025	2026	Total
City Light Fund Revenues	-	210	484	2,541	4,395	485	541	-	8,656
Total:	-	210	484	2,541	4,395	485	541	-	8,656
Fund Appropriations / Allocations ¹	LTD Actuals	2020 Revised	2021	2022	2023	2024	2025	2026	Total
Light Fund	-	210	484	2,541	4,395	485	541	-	8,656
Total:	-	210	484	2,541	4,395	485	541	-	8,656

O&M Impacts: NA

¹Funds are appropriated through the Adopted Budget at the Budget Summary Level. All Amounts shown above are in thousands of dollars

Boundary Sump Pump Drive Replacement

Project No:	MC-CL-XB6633	BSL Code:	BC-CL-X
Project Type:	Discrete	BSL Name:	Power Supply - CIP
Project Category:	Rehabilitation or Restoration	Location:	Boundary Rd, Metaline, WA 99153
Current Project Stage:	Stage 2 - Initiation, Project Definition, & Planning	Council District:	Outside City of Seattle
Start/End Date:	2019 - 2025	Neighborhood District:	Not in a Neighborhood District
Total Project Cost:	\$1,093	Urban Village:	Not in an Urban Village

This project replaces and modernizes drive systems for sump pump at Boundary powerhouse. Portions of Boundary powerhouse are below the level of the tailrace and we rely on a series of sump pumps to keep the powerhouse dry. We have recently completed a project to replace the sump pumps, but now need to replace and modernize the drive systems for each pump. One drive system will be replaced per year, starting in 2020, and the final one will be in service in 2024.

Resources	LTD Actuals	2020 Revised	2021	2022	2023	2024	2025	2026	Total
City Light Fund Revenues	-	411	210	150	106	107	108	-	1,093
Total:	-	411	210	150	106	107	108	-	1,093
Fund Appropriations / Allocations ¹	LTD Actuals	2020 Revised	2021	2022	2023	2024	2025	2026	Total
Light Fund	-	411	210	150	106	107	108	-	1,093
Total:	-	411	210	150	106	107	108	-	1,093

O&M Impacts: NA

¹Funds are appropriated through the Adopted Budget at the Budget Summary Level. All Amounts shown above are in thousands of dollars

Boundary Tailrace Boat Ramp improvements

Project No:	MC-CL-XB6630	BSL Code:	BC-CL-X
Project Type:	Discrete	BSL Name:	Power Supply - CIP
Project Category:	Rehabilitation or Restoration	Location:	Boundary Rd, Metaline, WA 99153
Current Project Stage:	Stage 1 - Pre-Project Development	Council District:	Outside City of Seattle
Start/End Date:	2019 - 2021	Neighborhood District:	Not in a Neighborhood District
Total Project Cost:	\$328	Urban Village:	Not in an Urban Village

This project replaces and improves the existing boat ramp that provides access to the tailrace for fishery boats, oil spill response equipment and personnel rescue equipment. The exiting ramp is rough and is difficult and time consuming to navigate using a truck and boat trailer.

Resources	LTD Actuals	2020 Revised	2021	2022	2023	2024	2025	2026	Total
City Light Fund Revenues	-	328	-	-	-	-	-	-	328
Total:	-	328	-	-	-	-	-	-	328
Fund Appropriations / Allocations ¹	LTD Actuals	2020 Revised	2021	2022	2023	2024	2025	2026	Total
Light Fund	-	328	-	-	-	-	-	-	328
Total:	-	328	-	-	-	-	-	-	328

O&M Impacts: NA

Boundary U55/56 Fire Suppression

Project No:	MC-CL-XB6636	BSL Code:	BC-CL-X
Project Type:	Discrete	BSL Name:	Power Supply - CIP
Project Category:	Rehabilitation or Restoration	Location:	Boundary Rd, Metaline, WA 99153
Current Project Stage:	Stage 1 - Pre-Project Development	Council District:	Outside City of Seattle
Start/End Date:	2021 - 2024	Neighborhood District:	Not in a Neighborhood District
Total Project Cost:	\$1,547	Urban Village:	Not in an Urban Village

This project installs hybrid fire suppression system in Boundary units 53, 55, and 56. City Light Generation has recently determined that we will install hybrid-type fire suppression systems on our hydro generators. The system has been installed at Diablo powerhouse and is planned under separate projects for Boundary Units 51,52, and 54 when they undergo rewinds. Boundary Units 53,55 and 56 have already been rewound, but did not have fire suppression installed. The timing of the installations is assumed to be one unit per year beginning in 2023.

Resources	LTD Actuals	2020 Revised	2021	2022	2023	2024	2025	2026	Total
City Light Fund Revenues	-	-	-	152	1,200	194	-	-	1,547
Total:	-	-	-	152	1,200	194	-	-	1,547
Fund Appropriations / Allocations ¹	LTD Actuals	2020 Revised	2021	2022	2023	2024	2025	2026	Total
Light Fund	-	-	-	152	1,200	194	-	-	1,547
Total:	-	-	-	152	1,200	194	-	-	1,547

O&M Impacts: NA

¹Funds are appropriated through the Adopted Budget at the Budget Summary Level. All Amounts shown above are in thousands of dollars

Broad Street Substation - Network

Project No:	MC-CL-YN8203	BSL Code:	BC-CL-Y
Project Type:	Ongoing	BSL Name:	Transmission and Distribution - CIP
Project Category:	New Facility	Location:	319 6th AVE N
Current Project Stage:	N/A	Council District:	Multiple
Start/End Date:	N/A	Neighborhood District:	Multiple
Total Project Cost:	N/A	Urban Village:	Multiple

This ongoing project funds a programmatic approach for comprehensive management of underground network assets serving customers in the Belltown and Denny Regrade areas. The project enhances network reliability and provides sufficient service capacity for the growing electrical power needs of the Denny Triangle and potentially a portion of South Lake Union area.

Resources	LTD Actuals	2020 Revised	2021	2022	2023	2024	2025	2026	Total
City Light Fund Revenues	84,645	4,407	6,656	2,348	2,395	2,562	2,560	3,092	108,664
Total:	84,645	4,407	6,656	2,348	2,395	2,562	2,560	3,092	108,664
Fund Appropriations / Allocations ¹	LTD Actuals	2020 Revised	2021	2022	2023	2024	2025	2026	Total
Light Fund	84,645	4,407	6,656	2,348	2,395	2,562	2,560	3,092	108,664
Total:	84,645	4,407	6,656	2,348	2,395	2,562	2,560	3,092	108,664

O&M Impacts: NA

Building Envelope Upgrades

Project No:	MC-CL-XF9072	BSL Code:	BC-CL-X
Project Type:	Ongoing	BSL Name:	Power Supply - CIP
Project Category:	Rehabilitation or Restoration	Location:	500 Newhalem Creek Rd, Marblemount, WA 98267
Current Project Stage:	N/A	Council District:	Outside City of Seattle
Start/End Date:	N/A	Neighborhood District:	Not in a Neighborhood District
Total Project Cost:	N/A	Urban Village:	Not in an Urban Village

This ongoing project replaces or restores exterior moisture and thermal barrier components of buildings such as roofing and insulation systems, exterior siding and cladding systems, windows and exterior doors. This project allows for the proactive replacement of building exteriors in order to avert costly structural damage and prevent the growth of toxic mold inside wall cavities and ceiling spaces that can easily render a building uninhabitable. The project also enhances operational efficiency by mitigating emergency repairs which disrupt utility operations.

Resources	LTD Actuals	2020 Revised	2021	2022	2023	2024	2025	2026	Total
City Light Fund Revenues	9,963	2,710	1,665	-	-	-	1,096	1,112	16,546
Total:	9,963	2,710	1,665	-	-	-	1,096	1,112	16,546
Fund Appropriations / Allocations ¹	LTD Actuals	2020 Revised	2021	2022	2023	2024	2025	2026	Total
Light Fund	9,963	2,710	1,665	-	-	-	1,096	1,112	16,546
Total:	9,963	2,710	1,665	-	-	-	1,096	1,112	16,546

O&M Impacts: NA

¹Funds are appropriated through the Adopted Budget at the Budget Summary Level. All Amounts shown above are in thousands of dollars

Call Center Improvements - City Light

Project No:	MC-CL-ZC9972	BSL Code:	BC-CL-Z
Project Type:	Ongoing	BSL Name:	Customer Focused - CIP
Project Category:	Rehabilitation or Restoration	Location:	University District / Roosevelt / Northgate
Current Project Stage:	N/A	Council District:	Council District 5
Start/End Date:	N/A	Neighborhood District:	Northwest
Total Project Cost:	N/A	Urban Village:	Multiple

This ongoing project funds costs for the joint Seattle Public Utilities and Seattle City Light call center improvements. This project focuses on the capital improvement of the call center facility and systems.

Resources	LTD Actuals	2020 Revised	2021	2022	2023	2024	2025	2026	Total
City Light Fund Revenues	56	960	107	220	56	231	50	250	1,931
Total:	56	960	107	220	56	231	50	250	1,931
Fund Appropriations / Allocations ¹	LTD Actuals	2020 Revised	2021	2022	2023	2024	2025	2026	Total
Light Fund	56	960	107	220	56	231	50	250	1,931
Total:	56	960	107	220	56	231	50	250	1,931

O&M Impacts: NA

Cedar Falls - Bank 6 Replacement

Project No:	MC-CL-XC6573	BSL Code:	BC-CL-X
Project Type:	Discrete	BSL Name:	Power Supply - CIP
Project Category:	Rehabilitation or Restoration	Location:	Cedar Falls
Current Project Stage:	Stage 3 - Design	Council District:	Outside City of Seattle
Start/End Date:	2018 - 2022	Neighborhood District:	Outside City of Seattle
Total Project Cost:	\$12,442	Urban Village:	Outside City of Seattle

This project replaces the 60-year-old Bank 6 power step up transformer at Cedar Falls. Bank 6 provides the connection between Cedar Falls Generating Units 5 and 6 and the transmission system. The transformer is approaching the end of its useful life and the goal of this project is to replace it during a planned outage before it fails.

Resources	LTD Actuals	2020 Revised	2021	2022	2023	2024	2025	2026	Total
City Light Fund Revenues	532	6,580	4,280	1,050	-	-	-	-	12,442
Total:	532	6,580	4,280	1,050	-	-	-	-	12,442
Fund Appropriations / Allocations ¹	LTD Actuals	2020 Revised	2021	2022	2023	2024	2025	2026	Total
Light Fund	532	6,580	4,280	1,050	-	-	-	-	12,442
Total:	532	6,580	4,280	1,050	-	-	-	-	12,442

O&M Impacts: NA

Cedar Falls Powerhouse - Penstock Stabilization

Project No:	MC-CL-XC6358	BSL Code:	BC-CL-X
Project Type:	Discrete	BSL Name:	Power Supply - CIP
Project Category:	Rehabilitation or Restoration	Location:	19901 Cedar Falls Rd SE, North Bend, WA 98045
Current Project Stage:	Stage 5 - Construction	Council District:	Outside City of Seattle
Start/End Date:	2007 - 2021	Neighborhood District:	Not in a Neighborhood District
Total Project Cost:	\$3,943	Urban Village:	Not in an Urban Village

This project installs a seismic upgrade of penstock bridges, repairs sagging or broken penstock support saddles, and refurbishes the exterior surfaces to extend the life of two 78-inch diameter steel penstocks. It also reduces risks of damage from earthquakes and restores the exterior coating on the pipes in the areas where the penstocks are buried. Any penstock failure will likely damage the environment and Seattle's water supply, and could jeopardize the City's ability to fulfill its obligation to regulate fish flows in the Cedar River.

Resources	LTD Actuals	2020 Revised	2021	2022	2023	2024	2025	2026	Total
City Light Fund Revenues	3,086	775	82	-	-	-	-	-	3,943
Total:	3,086	775	82	-	-	-	-	-	3,943
Fund Appropriations / Allocations ¹	LTD Actuals	2020 Revised	2021	2022	2023	2024	2025	2026	Total
Light Fund	3,086	775	82	-	-	-	-	-	3,943
Total:	3,086	775	82	-	-	-	-	-	3,943

O&M Impacts: NA

Cedar Falls Powerhouse - Unit 5/6 Generator Protective Relay

Project No:	MC-CL-XC6450	BSL Code:	BC-CL-X
Project Type:	Discrete	BSL Name:	Power Supply - CIP
Project Category:	Rehabilitation or Restoration	Location:	19901 Cedar Falls Rd SE, North Bend, WA 98045
Current Project Stage:	Stage 3 - Design	Council District:	Outside City of Seattle
Start/End Date:	2007 - 2022	Neighborhood District:	Not in a Neighborhood District
Total Project Cost:	\$2,525	Urban Village:	Not in an Urban Village

This project upgrades the present generator protection for Units 5 and 6, which lacks some basic protection elements to protect it from abnormal frequency and voltages. Upgrading and reconfiguring the protective relays is critical to preparing the new Cedar Falls substation for operation. This project replaces existing protective relays, upgrades the generator protection packages, and replaces the electrical and mechanical lockout relays. The project permits City Light to comply with the North American Electric Reliability Council (NERC) and the Western Electricity Coordinating Council (WECC) regional requirements for maintaining the generator in-service during system disturbances.

Resources	LTD Actuals	2020 Revised	2021	2022	2023	2024	2025	2026	Total
City Light Fund Revenues	1,038	-	1,343	143	-	-	-	-	2,525
Total:	1,038	-	1,343	143	-	-	-	-	2,525
Fund Appropriations / Allocations¹	LTD Actuals	2020 Revised	2021	2022	2023	2024	2025	2026	Total
Light Fund	1,038	-	1,343	143	-	-	-	-	2,525
Total:	1,038	-	1,343	143	-	-	-	-	2,525

O&M Impacts: NA

Cedar Falls Powerhouse - Valvehouse Rehabilitation

Project No:	MC-CL-XC6324	BSL Code:	BC-CL-X
Project Type:	Discrete	BSL Name:	Power Supply - CIP
Project Category:	Rehabilitation or Restoration	Location:	19901 Cedar Falls Rd SE, North Bend, WA 98045
Current Project Stage:	Stage 2 - Initiation, Project Definition, & Planning	Council District:	Outside City of Seattle
Start/End Date:	2023 - 2024	Neighborhood District:	Not in a Neighborhood District
Total Project Cost:	\$613	Urban Village:	Not in an Urban Village

This project provides rehabilitation to the Cedar Falls Valvehouse. The extent of the rehabilitation is yet to be determined, but could include exterior structural improvements, replacement of windows, oil spill prevention, and interior remodeling.

Resources	LTD Actuals	2020 Revised	2021	2022	2023	2024	2025	2026	Total
City Light Fund Revenues	-	-	-	-	106	507	-	-	613
Total:	-	-	-	-	106	507	-	-	613
Fund Appropriations / Allocations ¹	LTD Actuals	2020 Revised	2021	2022	2023	2024	2025	2026	Total
Light Fund	-	-	-	-	106	507	-	-	613
Total:	-	-	-	-	106	507	-	-	613

O&M Impacts: NA

Cedar Falls Rehabilitation

Project No:	MC-CL-XC6625	BSL Code:	BC-CL-X
Project Type:	Discrete	BSL Name:	Power Supply - CIP
Project Category:	Rehabilitation or Restoration	Location:	Cedar Falls
Current Project Stage:	Stage 6 - Closeout	Council District:	Outside City of Seattle
Start/End Date:	2017 - 2023	Neighborhood District:	Not in a Neighborhood District
Total Project Cost:	\$2,265	Urban Village:	Not in an Urban Village

This project funds the rehabilitation of the Cedar Falls Hydroelectric Project, which includes completion of the Cedar Falls project analysis, equipment inspections, penstock analysis, building analysis which will uncover items City Lights as a dam owner must address. These items will ensure public safety, employee safety, and environmental stewardship.

Resources	LTD Actuals	2020 Revised	2021	2022	2023	2024	2025	2026	Total
City Light Fund Revenues	1,391	374	150	150	200	-	-	-	2,265
Total:	1,391	374	150	150	200	-	-	-	2,265
Fund Appropriations / Allocations ¹	LTD Actuals	2020 Revised	2021	2022	2023	2024	2025	2026	Total
Light Fund	1,391	374	150	150	200	-	-	-	2,265
Total:	1,391	374	150	150	200	-	-	-	2,265

O&M Impacts: NA

Cedar Falls/South Fork Tolt - Minor Improvements Program

Project No:	MC-CL-XC6406	BSL Code:	BC-CL-X
Project Type:	Ongoing	BSL Name:	Power Supply - CIP
Project Category:	Rehabilitation or Restoration	Location:	19901 Cedar Falls Rd SE, North Bend, WA 98045
Current Project Stage:	N/A	Council District:	Outside City of Seattle
Start/End Date:	N/A	Neighborhood District:	Not in a Neighborhood District
Total Project Cost:	N/A	Urban Village:	Not in an Urban Village

This ongoing project provides financial coverage for emergent capital projects related to the Cedar Falls and South Fork Tolt Facilities. In addition, it funds scheduled, small capital projects that have cost estimates less than \$25,000. These projects are, by definition, unforeseeable, unscheduled, unpredictable, and occur on a first-come, first serve basis. This project shows increased project allocations in years 2015 to 2018. This increase reflects anticipated baseline CIP spending levels for the Cedar Falls and South Fork Tolt Facility that are in line with Strategic Plan assumptions. These future year allocations will be broken out into specific CIP projects for the next year's CIP.

Resources	LTD Actuals	2020 Revised	2021	2022	2023	2024	2025	2026	Total
City Light Fund Revenues	14,833	2,495	561	917	1,785	2,689	2,194	2,150	27,625
Total:	14,833	2,495	561	917	1,785	2,689	2,194	2,150	27,625
Fund Appropriations / Allocations ¹	LTD Actuals	2020 Revised	2021	2022	2023	2024	2025	2026	Total
Light Fund	14,833	2,495	561	917	1,785	2,689	2,194	2,150	27,625
Total:	14,833	2,495	561	917	1,785	2,689	2,194	2,150	27,625

O&M Impacts: NA

Center City Connector Streetcar City Light

Project No:	MC-CL-ZT8470	BSL Code:	BC-CL-Z
Project Type:	Discrete	BSL Name:	Customer Focused - CIP
Project Category:	Rehabilitation or Restoration	Location:	City Wide
Current Project Stage:	Stage 3 - Design	Council District:	Multiple
Start/End Date:	2015 - 2026	Neighborhood District:	Multiple
Total Project Cost:	\$18,211	Urban Village:	Multiple

This project provides power relocations & service for the proposed SDOT Center City Connector Streetcar project. City Light has buried primary distribution power cables, some of which are encased in old clay tile ducts, which do not meet current standards, and are unlikely to be able to withstand the forces generated by the streetcar's operation. Any streetcar alignment to be built across such old facilities would likely need a reinforced roadbed for SCL facilities to withstand the additional weight.

Resources	LTD Actuals	2020 Revised	2021	2022	2023	2024	2025	2026	Total
City Light Fund Revenues	844	123	35	110	1,017	5,021	5,136	926	13,211
Total:	844	123	35	110	1,017	5,021	5,136	926	13,211
Fund Appropriations / Allocations ¹	LTD Actuals	2020 Revised	2021	2022	2023	2024	2025	2026	Total
Light Fund	844	123	35	110	1,017	5,021	5,136	926	13,211
Total:	844	123	35	110	1,017	5,021	5,136	926	13,211

O&M Impacts: NA

¹Funds are appropriated through the Adopted Budget at the Budget Summary Level. All Amounts shown above are in thousands of dollars

Communications Improvements

Project No:	MC-CL-YD9009	BSL Code:	BC-CL-Y
Project Type:	Ongoing	BSL Name:	Transmission and Distribution - CIP
Project Category:	Rehabilitation or Restoration	Location:	System wide
Current Project Stage:	N/A	Council District:	Outside City of Seattle
Start/End Date:	N/A	Neighborhood District:	Not in a Neighborhood District
Total Project Cost:	N/A	Urban Village:	Not in an Urban Village

This ongoing program provides funding for unforeseen emergent and critical work on City Light's communications systems to replace communications components due to failure, changing regulatory and security requirements, and requests from customers or other agencies. This project enhances flexibility to address emergent communication systems problems.

Resources	LTD Actuals	2020 Revised	2021	2022	2023	2024	2025	2026	Total
City Light Fund Revenues	10,070	996	772	696	917	569	902	988	15,911
Total:	10,070	996	772	696	917	569	902	988	15,911
Fund Appropriations / Allocations ¹	LTD Actuals	2020 Revised	2021	2022	2023	2024	2025	2026	Total
Light Fund	10,070	996	772	696	917	569	902	988	15,911
Total:	10,070	996	772	696	917	569	902	988	15,911

O&M Impacts: NA

¹Funds are appropriated through the Adopted Budget at the Budget Summary Level. All Amounts shown above are in thousands of dollars

Creston-Nelson to Intergate East Feeder Installation

Project No:	MC-CL-ZO8430	BSL Code:	BC-CL-Z
Project Type:	Discrete	BSL Name:	Customer Focused - CIP
Project Category:	New Facility	Location:	Tukwila
Current Project Stage:	Stage 6 - Closeout	Council District:	Outside City of Seattle
Start/End Date:	2009 - 2021	Neighborhood District:	Not in a Neighborhood District
Total Project Cost:	\$9,074	Urban Village:	Not in an Urban Village

This project installs a new feeder to supply the Sabey Corporation's Intergate East Internet Center in Tukwila from the Creston-Nelson Substation. The project includes design, permit preparation, and evaluates customer load requirements.

Resources	LTD Actuals	2020 Revised	2021	2022	2023	2024	2025	2026	Total
City Light Fund Revenues	8,583	491	-	-	-	-	-	-	9,074
Total:	8,583	491	-	-	-	-	-	-	9,074
Fund Appropriations / Allocations ¹	LTD Actuals	2020 Revised	2021	2022	2023	2024	2025	2026	Total
Light Fund	8,583	491	-	-	-	-	-	-	9,074
Total:	8,583	491	-	-	-	-	-	-	9,074

O&M Impacts: NA

Dallas Ave. 26 kV Crossing

Project No:	MC-CL-YR8322	BSL Code:	BC-CL-Y
Project Type:	Discrete	BSL Name:	Transmission and Distribution - CIP
Project Category:	Rehabilitation or Restoration	Location:	Dallas Ave S
Current Project Stage:	Stage 1 - Pre-Project Development	Council District:	Council District 2
Start/End Date:	2005 - 2026	Neighborhood District:	Greater Duwamish
Total Project Cost:	\$5,969	Urban Village:	South Park

This project reinstalls two 26kV feeders across the Duwamish River. This crossing backs up the Cambridge Corridor Crossing, providing redundant power supply to the area along East Marginal Way South. The area has many large industrial accounts, including Jorgenson Steel, Kenworth Trucking, and a number of Boeing plants.

Resources	LTD Actuals	2020 Revised	2021	2022	2023	2024	2025	2026	Total
City Light Fund Revenues	503	181	6	206	6	231	35	4,801	5,969
Total:	503	181	6	206	6	231	35	4,801	5,969
Fund Appropriations / Allocations ¹	LTD Actuals	2020 Revised	2021	2022	2023	2024	2025	2026	Total
Light Fund	503	181	6	206	6	231	35	4,801	5,969
Total:	503	181	6	206	6	231	35	4,801	5,969

O&M Impacts: NA

Dam Safety Part 12 Improvements

Project No:	MC-CL-XB6626	BSL Code:	BC-CL-X
Project Type:	Ongoing	BSL Name:	Power Supply - CIP
Project Category:	Improved Facility	Location:	System Wide
Current Project Stage:	N/A	Council District:	Outside City of Seattle
Start/End Date:	N/A	Neighborhood District:	Not in a Neighborhood District
Total Project Cost:	N/A	Urban Village:	Not in an Urban Village

This project funds the support analysis and data required to meet FERC regulations. City Light must demonstrate that the dams are monitored and engineering improvements are based on current climate conditions, most current engineering standards, and the appropriate devices, instrumentation, and tools. Activities may include Skagit bulkhead, Boundary new instrumentation, Diablo & Gorge GPS System, Boundary instrumentation, Boundary Part 12 Implementation and Skagit Part 12 Implementation. This project funds the support analysis and data required to meet FERC regulations. City Light must demonstrate that the dams are monitored and engineering improvements are based on current climate conditions, most current engineering standards, and the appropriate devices, instrumentation, and tools. Activities may include Skagit bulkhead, Boundary new instrumentation, Diablo & Gorge GPS System, Boundary instrumentation, Boundary Part 12 Implementation and Skagit Part 12 Implementation.

Resources	LTD Actuals	2020 Revised	2021	2022	2023	2024	2025	2026	Total
City Light Fund Revenues	603	1,666	834	1,652	1,658	1,064	1,070	1,079	9,626
Total:	603	1,666	834	1,652	1,658	1,064	1,070	1,079	9,626
Fund Appropriations / Allocations ¹	LTD Actuals	2020 Revised	2021	2022	2023	2024	2025	2026	Total
Light Fund	603	1,666	834	1,652	1,658	1,064	1,070	1,079	9,626
Total:	603	1,666	834	1,652	1,658	1,064	1,070	1,079	9,626

O&M Impacts: NA

Data Warehouse Implementation

Project No:	MC-CL-ZF9975	BSL Code:	BC-CL-Z
Project Type:	Discrete	BSL Name:	Customer Focused - CIP
Project Category:	Rehabilitation or Restoration	Location:	System Wide
Current Project Stage:	Stage 5 - Execution (IT Only)	Council District:	Citywide
Start/End Date:	2017 - 2023	Neighborhood District:	Not in a Neighborhood District
Total Project Cost:	\$2,238	Urban Village:	Not in an Urban Village

This project funds the development of data marts to be added to a Data Warehouse. The data marts include a new data mart for City Light for the PeopleSoft Reimplementation, Automated Metering Infrastructure, Mobile Workforce Management, Customer Energy Solutions, and upgrades to systems such as City Light's Work and Asset Management System and the Outage Management System to be implemented during this timeframe and which do not yet have existing data marts. The data marts enable City Light to build reports from any front end business intelligence tool such as Cognos, Oracle OBIEE and OUA, Tableau, or Power BI. This project continues the work started under MC-CL-WF9975.

Resources	LTD Actuals	2020 Revised	2021	2022	2023	2024	2025	2026	Total
City Light Fund Revenues	-	1,807	143	143	144	-	-	-	2,238
Total:	-	1,807	143	143	144	-	-	-	2,238
Fund Appropriations / Allocations ¹	LTD Actuals	2020 Revised	2021	2022	2023	2024	2025	2026	Total
Light Fund	-	1,807	143	143	144	-	-	-	2,238
Total:	-	1,807	143	143	144	-	-	-	2,238

O&M Impacts: NA

¹Funds are appropriated through the Adopted Budget at the Budget Summary Level. All Amounts shown above are in thousands of dollars

Denny Substation - Network

Project No:	MC-CL-YN8404	BSL Code:	BC-CL-Y
Project Type:	Ongoing	BSL Name:	Transmission and Distribution - CIP
Project Category:	New Facility	Location:	Valley Street
Current Project Stage:	N/A	Council District:	Multiple
Start/End Date:	N/A	Neighborhood District:	Lake Union
Total Project Cost:	N/A	Urban Village:	South Lake Union

This ongoing project provides network system design and construction, engineering design at the substation network interface, and underground conversion of the streetlight, traffic signals, and telecom and fiber optic systems. This project relates Project 7757, Denny Substation Development and Project 8405, Denny Network Services and Additions whose objective is customer hookups via the network to the new substation.

Resources	LTD Actuals	2020 Revised	2021	2022	2023	2024	2025	2026	Total
City Light Fund Revenues	94,180	13,701	10,772	10,701	10,935	11,189	11,335	6,498	169,310
Total:	94,180	13,701	10,772	10,701	10,935	11,189	11,335	6,498	169,310
Fund Appropriations / Allocations ¹	LTD Actuals	2020 Revised	2021	2022	2023	2024	2025	2026	Total
Light Fund	94,180	13,701	10,772	10,701	10,935	11,189	11,335	6,498	169,310
Total:	94,180	13,701	10,772	10,701	10,935	11,189	11,335	6,498	169,310

O&M Impacts: NA

Denny Substation Development

Project No:	MC-CL-YS7757	BSL Code:	BC-CL-Y
Project Type:	Discrete	BSL Name:	Transmission and Distribution - CIP
Project Category:	New Facility	Location:	System wide
Current Project Stage:	Stage 6 - Closeout	Council District:	Citywide
Start/End Date:	2007 - 2019	Neighborhood District:	Not in a Neighborhood District
Total Project Cost:	\$231,297	Urban Village:	Not in an Urban Village

This project designs and builds a 200 MVA substation on Denny Ave. The project funds site acquisition, environmental management and remediation of land, design of the substation, and construction of the substation. It provides capacity to meet load growth, provides the operational flexibility to operate the electrical system to serve new development and existing load, and supports development of an underground network.

Resources	LTD Actuals	2020 Revised	2021	2022	2023	2024	2025	2026	Total
City Light Fund Revenues	228,671	2,626	-	-	-	-	-	-	231,297
Total:	228,671	2,626	-	-	-	-	-	-	231,297
Fund Appropriations / Allocations ¹	LTD Actuals	2020 Revised	2021	2022	2023	2024	2025	2026	Total
Light Fund	228,671	2,626	-	-	-	-	-	-	231,297
Total:	228,671	2,626	-	-	-	-	-	-	231,297

O&M Impacts: NA

Denny Substation Tenant Improvements

Project No:	MC-CL-XF9235	BSL Code:	BC-CL-X
Project Type:	Ongoing	BSL Name:	Power Supply - CIP
Project Category:	Rehabilitation or Restoration	Location:	Valley Street
Current Project Stage:	N/A	Council District:	Multiple
Start/End Date:	N/A	Neighborhood District:	Lake Union
Total Project Cost:	N/A	Urban Village:	South Lake Union

This ongoing project provides program, design, and construction of interior improvements within two building shell spaces within the Denny Substation. The two spaces are a southwest shell space which may house a community center or similar public amenity and a southeast shell space which may house a learning resource center or similar public amenity.

Resources	LTD Actuals	2020 Revised	2021	2022	2023	2024	2025	2026	Total
City Light Fund Revenues	2,350	4,039	12	-	-	-	-	-	6,400
Total:	2,350	4,039	12	-	-	-	-	-	6,400
Fund Appropriations / Allocations ¹	LTD Actuals	2020 Revised	2021	2022	2023	2024	2025	2026	Total
Light Fund	2,350	4,039	12	-	-	-	-	-	6,400
Total:	2,350	4,039	12	-	-	-	-	-	6,400

O&M Impacts: NA

Denny Substation Transmission Lines

Project No:	MC-CL-YT7125	BSL Code:	BC-CL-Y
Project Type:	Discrete	BSL Name:	Transmission and Distribution - CIP
Project Category:	New Facility	Location:	System wide
Current Project Stage:	Stage 2 - Initiation, Project Definition, & Planning	Council District:	Citywide
Start/End Date:	2008 - 2024	Neighborhood District:	Not in a Neighborhood District
Total Project Cost:	\$82,830	Urban Village:	Not in an Urban Village

This project designs and constructs transmission lines to support the new Denny Substation. These transmission lines are created by dividing the existing Pine to Broad Street transmission line into two transmission lines. The remaining new lines will come from the Canal and Massachusetts substations. This project also provides for undergrounding the transmission lines.

Resources	LTD Actuals	2020 Revised	2021	2022	2023	2024	2025	2026	Total
City Light Fund Revenues	17,356	3,515	6,772	30,054	22,104	3,031	-	-	82,830
Total:	17,356	3,515	6,772	30,054	22,104	3,031	-	-	82,830
Fund Appropriations / Allocations ¹	LTD Actuals	2020 Revised	2021	2022	2023	2024	2025	2026	Total
Light Fund	17,356	3,515	6,772	30,054	22,104	3,031	-	-	82,830
Total:	17,356	3,515	6,772	30,054	22,104	3,031	-	-	82,830

O&M Impacts: NA

¹Funds are appropriated through the Adopted Budget at the Budget Summary Level. All Amounts shown above are in thousands of dollars

Diablo - Load Interrupters Replacement

Project No:	MC-CL-XS6532	BSL Code:	BC-CL-X
Project Type:	Discrete	BSL Name:	Power Supply - CIP
Project Category:	Rehabilitation or Restoration	Location:	Milepost 126 Stte Highway 20
Current Project Stage:	Stage 5 - Construction	Council District:	Outside City of Seattle
Start/End Date:	2015 - 2020	Neighborhood District:	Outside City of Seattle
Total Project Cost:	\$6,072	Urban Village:	Outside City of Seattle

This project replaces load interrupters at Diablo Banks Generators No. 31 and 32. The existing 230kV load interrupters have reached the end of their useful life and need to be replaced. This project will replace the load interrupters with SF6 Gas Insulated circuit breakers.

Resources	LTD Actuals	2020 Revised	2021	2022	2023	2024	2025	2026	Total
City Light Fund Revenues	5,506	566	-	-	-	-	-	-	6,072
Total:	5,506	566	-	-	-	-	-	-	6,072
Fund Appropriations / Allocations¹	LTD Actuals	2020 Revised	2021	2022	2023	2024	2025	2026	Total
Light Fund	5,506	566	-	-	-	-	-	-	6,072
Total:	5,506	566	-	-	-	-	-	-	6,072

O&M Impacts: NA

¹Funds are appropriated through the Adopted Budget at the Budget Summary Level. All Amounts shown above are in thousands of dollars

Diablo - Replace Bank Transformers

Project No:	MC-CL-XS6589	BSL Code:	BC-CL-X
Project Type:	Discrete	BSL Name:	Power Supply - CIP
Project Category:	Rehabilitation or Restoration	Location:	Milepost 126 Stte Highway 20
Current Project Stage:	Stage 1 - Pre-Project Development	Council District:	Outside City of Seattle
Start/End Date:	2026 - 2029	Neighborhood District:	Outside City of Seattle
Total Project Cost:	\$6,115	Urban Village:	Outside City of Seattle

This project replaces the two Diablo generator step up transformer banks as they reach the end of their useful life.

Resources	LTD Actuals	2020 Revised	2021	2022	2023	2024	2025	2026	Total
City Light Fund Revenues	-	-	-	-	-	-	-	315	315
Total:	-	-	-	-	-	-	-	315	315
Fund Appropriations / Allocations ¹	LTD Actuals	2020 Revised	2021	2022	2023	2024	2025	2026	Total
Light Fund	-	-	-	-	-	-	-	315	315
Total:	-	-	-	-	-	-	-	315	315

O&M Impacts: NA

¹Funds are appropriated through the Adopted Budget at the Budget Summary Level. All Amounts shown above are in thousands of dollars

Diablo Dam - Spill Gate Trunnion Upgrades

Project No:	MC-CL-XS6610	BSL Code:	BC-CL-X
Project Type:	Ongoing	BSL Name:	Power Supply - CIP
Project Category:	Rehabilitation or Restoration	Location:	Milepost 126 Stte Highway 20
Current Project Stage:	N/A	Council District:	Outside City of Seattle
Start/End Date:	N/A	Neighborhood District:	Outside City of Seattle
Total Project Cost:	N/A	Urban Village:	Outside City of Seattle

This project provides replacement of the trunnion bushings in all 20 of Diablo Dam's spill gates with new synthetic bushings that are permanently sealed and lubricated, and perform associated supporting work.

Resources	LTD Actuals	2020 Revised	2021	2022	2023	2024	2025	2026	Total
City Light Fund Revenues	1,318	729	563	398	377	290	-	-	3,677
Total:	1,318	729	563	398	377	290	-	-	3,677
Fund Appropriations / Allocations ¹	LTD Actuals	2020 Revised	2021	2022	2023	2024	2025	2026	Total
Light Fund	1,318	729	563	398	377	290	-	-	3,677
Total:	1,318	729	563	398	377	290	-	-	3,677

O&M Impacts: NA

Diablo Facility - Lines Protection Upgrades

Project No:	MC-CL-XS6483	BSL Code:	BC-CL-X
Project Type:	Discrete	BSL Name:	Power Supply - CIP
Project Category:	Rehabilitation or Restoration	Location:	Milepost 126 State Highway 20
Current Project Stage:	Stage 5 - Construction	Council District:	Outside City of Seattle
Start/End Date:	2011 - 2021	Neighborhood District:	Not in a Neighborhood District
Total Project Cost:	\$6,839	Urban Village:	Not in an Urban Village

This project provides updated line protection schemes on the Diablo Facility D1, D2, & D3, R1 and R2 Lines, utilizing electro-mechanical relays. The project also replaces existing relays, which are approaching the reasonable service life and lack essential fault location capability. The project replacements include microprocessor based digital relays, fault location and event reporting, lockout and test switching capabilities, and communication assisted transfer trip utilizing the mirrored bits function of the digital relays.

Resources	LTD Actuals	2020 Revised	2021	2022	2023	2024	2025	2026	Total
City Light Fund Revenues	5,827	935	78	-	-	-	-	-	6,839
Total:	5,827	935	78	-	-	-	-	-	6,839
Fund Appropriations / Allocations ¹	LTD Actuals	2020 Revised	2021	2022	2023	2024	2025	2026	Total
Light Fund	5,827	935	78	-	-	-	-	-	6,839
Total:	5,827	935	78	-	-	-	-	-	6,839

O&M Impacts: NA

¹Funds are appropriated through the Adopted Budget at the Budget Summary Level. All Amounts shown above are in thousands of dollars

Diablo Powerhouse - Rebuild Generator Unit 32

Project No:	MC-CL-XS6423	BSL Code:	BC-CL-X
Project Type:	Discrete	BSL Name:	Power Supply - CIP
Project Category:	Rehabilitation or Restoration	Location:	Milepost 126 State Highway 20
Current Project Stage:	Stage 6 - Closeout	Council District:	Outside City of Seattle
Start/End Date:	2015 - 2019	Neighborhood District:	Not in a Neighborhood District
Total Project Cost:	\$20,923	Urban Village:	Not in an Urban Village

This project rebuilds Generator 32 at Diablo Powerhouse, which provides 4.4 percent of the total power Seattle City Light generates. This project is part of the Utility's Generator Rebuild Program, a series of projects to maintain and extend the useful life of the Utility's aging generators. The program rebuilds ten generators, accounting for 70 percent of City Light's generating capability.

Resources	LTD Actuals	2020 Revised	2021	2022	2023	2024	2025	2026	Total
City Light Fund Revenues	20,749	174	-	-	-	-	-	-	20,923
Total:	20,749	174	-	-	-	-	-	-	20,923
Fund Appropriations / Allocations ¹	LTD Actuals	2020 Revised	2021	2022	2023	2024	2025	2026	Total
Light Fund	20,749	174	-	-	-	-	-	-	20,923
Total:	20,749	174	-	-	-	-	-	-	20,923

O&M Impacts: NA

Distribution Area Communications Networks

Project No:	MC-CL-YD9307	BSL Code:	BC-CL-Y
Project Type:	Ongoing	BSL Name:	Transmission and Distribution - CIP
Project Category:	New Facility	Location:	Citywide
Current Project Stage:	N/A	Council District:	Citywide
Start/End Date:	N/A	Neighborhood District:	Not in a Neighborhood District
Total Project Cost:	N/A	Urban Village:	Not in an Urban Village

This ongoing project installs fiber cable and equipment to all City Light dams, substations and service centers to create a secure, reliable, fast and redundant digital communications system for operations command and control. The fiber infrastructure provides a secure path for power distribution system control and dispatch, Energy Management System data, and other City Light communications. This project also supports Substation Automation, Distribution Automation, Distributed Generation, and automated meter reading projects.

Resources	LTD Actuals	2020 Revised	2021	2022	2023	2024	2025	2026	Total
City Light Fund Revenues	23,731	3,899	2,258	2,409	2,583	1,651	2,139	2,072	40,743
Total:	23,731	3,899	2,258	2,409	2,583	1,651	2,139	2,072	40,743
Fund Appropriations / Allocations ¹	LTD Actuals	2020 Revised	2021	2022	2023	2024	2025	2026	Total
Light Fund	23,731	3,899	2,258	2,409	2,583	1,651	2,139	2,072	40,743
Total:	23,731	3,899	2,258	2,409	2,583	1,651	2,139	2,072	40,743

O&M Impacts: NA

¹Funds are appropriated through the Adopted Budget at the Budget Summary Level. All Amounts shown above are in thousands of dollars

Distribution Automation

Project No:	MC-CL-YR8425	BSL Code:	BC-CL-Y
Project Type:	Ongoing	BSL Name:	Transmission and Distribution - CIP
Project Category:	Rehabilitation or Restoration	Location:	Citywide
Current Project Stage:	N/A	Council District:	Citywide
Start/End Date:	N/A	Neighborhood District:	Not in a Neighborhood District
Total Project Cost:	N/A	Urban Village:	Not in an Urban Village

This ongoing project automates radial distribution feeders, which includes installation of equipment to provide remote control of operations of switches on power lines and gather real time data on conditions in distribution power lines. The installation of strategically placed switches provides the ability to automatically perform outage restoration, shift blocks of load to maximize efficiencies of feeders, and reconfigure the feeder grid. Typical operation involves remotely detecting that a feeder fault has occurred, locating the damaged portion of the feeder between two remote controlled line switches, isolating the damaged portion of the feeder by opening appropriate remote controlled line switches, and re-energizing undamaged portions of the feeder via the primary feeder source and one or more backup sources using automatically controlled tie switches.

Resources	LTD Actuals	2020 Revised	2021	2022	2023	2024	2025	2026	Total
City Light Fund Revenues	12,719	2,965	2,507	2,998	3,210	3,092	3,141	3,200	33,831
Total:	12,719	2,965	2,507	2,998	3,210	3,092	3,141	3,200	33,831
Fund Appropriations / Allocations ¹	LTD Actuals	2020 Revised	2021	2022	2023	2024	2025	2026	Total
Light Fund	12,719	2,965	2,507	2,998	3,210	3,092	3,141	3,200	33,831
Total:	12,719	2,965	2,507	2,998	3,210	3,092	3,141	3,200	33,831

O&M Impacts: NA

¹Funds are appropriated through the Adopted Budget at the Budget Summary Level. All Amounts shown above are in thousands of dollars

Document Management System

Project No:	MC-CL-ZF9962	BSL Code:	BC-CL-Z
Project Type:	Ongoing	BSL Name:	Customer Focused - CIP
Project Category:	Rehabilitation or Restoration	Location:	System Wide
Current Project Stage:	N/A	Council District:	Citywide
Start/End Date:	N/A	Neighborhood District:	Not in a Neighborhood District
Total Project Cost:	N/A	Urban Village:	Not in an Urban Village

This project plans, builds, deploys, and provides ongoing management of an enterprise document management system that effectively and efficiently captures, secures, shares, and distributes digital and paper based documents and reports. The project streamlines collaboration, automates routine tasks, and lowers costs related to creation, management, and storage of business documents. The project provides the governance and audit capabilities needed to minimize the risks and costs associated with regulatory and legal compliance.

Resources	LTD Actuals	2020 Revised	2021	2022	2023	2024	2025	2026	Total
City Light Fund Revenues	-	1,542	920	660	872	872	1,000	1,869	7,734
Total:	-	1,542	920	660	872	872	1,000	1,869	7,734
Fund Appropriations / Allocations ¹	LTD Actuals	2020 Revised	2021	2022	2023	2024	2025	2026	Total
Light Fund	-	1,542	920	660	872	872	1,000	1,869	7,734
Total:	-	1,542	920	660	872	872	1,000	1,869	7,734

O&M Impacts: NA

¹Funds are appropriated through the Adopted Budget at the Budget Summary Level. All Amounts shown above are in thousands of dollars

Electric Vehicle Infrastructure

Project No:	MC-CL-XF9237	BSL Code:	BC-CL-X
Project Type:	Ongoing	BSL Name:	Power Supply - CIP
Project Category:	New Investment	Location:	Citywide
Current Project Stage:	N/A	Council District:	Multiple
Start/End Date:	N/A	Neighborhood District:	Multiple
Total Project Cost:	N/A	Urban Village:	Multiple

This ongoing project funds the implementation of two charging infrastructure pilot programs in 2017: one focuses on public DC fast chargers and one focuses on residential charging. This project rolls out 10 to 20 public DC fast charging stations for Electric Vehicles within its service territory, at either City-owned property or private sites. City Light owns and installs the public charging infrastructure. Through the residential pilot, City Light installs 200-300 stations in customers' homes that create a service that lowers the initial cost and uncertainty of installing at-home charging. This program model offers customers a manageable monthly cost, while allowing the utility to better understand load management options like demand response. These programs allow customers access to carbon-neutral electricity that customers are demanding, better utilize current utility assets and contribute to the aggressive goals of the Drive Clean Seattle Initiative.

Resources	LTD Actuals	2020 Revised	2021	2022	2023	2024	2025	2026	Total
City Light Fund Revenues	2,021	2,325	-	-	-	-	-	-	4,346
Total:	2,021	2,325	-	-	-	-	-	-	4,346
Fund Appropriations / Allocations¹	LTD Actuals	2020 Revised	2021	2022	2023	2024	2025	2026	Total
Light Fund	2,021	2,325	-	-	-	-	-	-	4,346
Total:	2,021	2,325	-	-	-	-	-	-	4,346

O&M Impacts: NA

¹Funds are appropriated through the Adopted Budget at the Budget Summary Level. All Amounts shown above are in thousands of dollars

Endangered Species Act Mitigation

Project No:	MC-CL-XP6990	BSL Code:	BC-CL-X
Project Type:	Ongoing	BSL Name:	Power Supply - CIP
Project Category:	Rehabilitation or Restoration	Location:	Outside City of Seattle
Current Project Stage:	N/A	Council District:	Outside City of Seattle
Start/End Date:	N/A	Neighborhood District:	Not in a Neighborhood District
Total Project Cost:	N/A	Urban Village:	Not in an Urban Village

This ongoing project protects and restores fisheries habitat in the Skagit and Tolt river basins. It implements the Endangered Species Act (ESA) Program for recovery of listed fish species that are potentially affected by City Light projects. The project includes land purchase, restoration, assessment, and management. The project reduces the likelihood of third party lawsuits under ESA and the reopening of claims by Federal agencies, e.g. the U.S. Fish and Wildlife Service, seeking additional measures to protect and restore the listed species.

Resources	LTD Actuals	2020 Revised	2021	2022	2023	2024	2025	2026	Total
City Light Fund Revenues	13,327	2,012	1,134	1,153	1,169	1,193	1,213	1,154	22,355
Total:	13,327	2,012	1,134	1,153	1,169	1,193	1,213	1,154	22,355
Fund Appropriations / Allocations ¹	LTD Actuals	2020 Revised	2021	2022	2023	2024	2025	2026	Total
Light Fund	13,327	2,012	1,134	1,153	1,169	1,193	1,213	1,154	22,355
Total:	13,327	2,012	1,134	1,153	1,169	1,193	1,213	1,154	22,355

O&M Impacts: NA

Energy Conservation

Project No:	MC-CL-XF9320	BSL Code:	BC-CL-X
Project Type:	Ongoing	BSL Name:	Power Supply - CIP
Project Category:	Rehabilitation or Restoration	Location:	System wide
Current Project Stage:	N/A	Council District:	Citywide
Start/End Date:	N/A	Neighborhood District:	Not in a Neighborhood District
Total Project Cost:	N/A	Urban Village:	Not in an Urban Village

This ongoing project installs improvements at SCL facilities to reduce energy consumption. Work is performed at facilities including generation sites, service centers, and substations. With documented savings, some project costs may be recovered from the Bonneville Power Administration.

Resources	LTD Actuals	2020 Revised	2021	2022	2023	2024	2025	2026	Total
City Light Fund Revenues	6,531	356	286	100	100	100	100	-	7,573
Total:	6,531	356	286	100	100	100	100	-	7,573
Fund Appropriations / Allocations ¹	LTD Actuals	2020 Revised	2021	2022	2023	2024	2025	2026	Total
Light Fund	6,531	356	286	100	100	100	100	-	7,573
Total:	6,531	356	286	100	100	100	100	-	7,573

O&M Impacts: NA

Energy Management System Upgrade

Project No:	MC-CL-YD9979	BSL Code:	BC-CL-Y
Project Type:	Discrete	BSL Name:	Transmission and Distribution - CIP
Project Category:	Rehabilitation or Restoration	Location:	System Wide
Current Project Stage:	Stage 1 - Pre-Project Development	Council District:	Citywide
Start/End Date:	2020 - 2021	Neighborhood District:	Not in a Neighborhood District
Total Project Cost:	\$1,650	Urban Village:	Not in an Urban Village

This funds the upgrade to maintain the SCL vendor supported Energy Management System (EMS) for Supervisory Control and Data Acquisition (SCADA) for power system operation that is current with industry technology, cyber security and regulatory compliant for highly available and reliable system operation. The EMS Replacement Project was deployed in 2016 with a planned investment objective to maintain current vendor support with software and hardware. In 2020 the EMS software and hardware will be over 5 years old. To maintain optimum support, it is recommended that software upgrades occur every 2-3 years and hardware upgrades every 5 years.

Resources	LTD Actuals	2020 Revised	2021	2022	2023	2024	2025	2026	Total
City Light Fund Revenues	-	1,650	-	-	-	-	-	-	1,650
Total:	-	1,650	-	-	-	-	-	-	1,650
Fund Appropriations / Allocations ¹	LTD Actuals	2020 Revised	2021	2022	2023	2024	2025	2026	Total
Light Fund	-	1,650	-	-	-	-	-	-	1,650
Total:	-	1,650	-	-	-	-	-	-	1,650

O&M Impacts: NA

¹Funds are appropriated through the Adopted Budget at the Budget Summary Level. All Amounts shown above are in thousands of dollars

Enterprise Geographic Information System

Project No:	MC-CL-YD9957	BSL Code:	BC-CL-Y
Project Type:	Discrete	BSL Name:	Transmission and Distribution - CIP
Project Category:	Rehabilitation or Restoration	Location:	System wide
Current Project Stage:	Stage 2 - Initiation, Project Definition, & Planning	Council District:	Citywide
Start/End Date:	2015 - 2024	Neighborhood District:	Not in a Neighborhood District
Total Project Cost:	\$8,984	Urban Village:	Not in an Urban Village

This project investigates, evaluates, and makes a recommendation to develop a unified GIS system that meets all of the needs of the Utility, replacing the two separate and incompatible Geographic Information Systems (GIS) that City Light currently maintains, and allowing integration with future software systems (such as Mobile Workforce).

Resources	LTD Actuals	2020 Revised	2021	2022	2023	2024	2025	2026	Total
City Light Fund Revenues	261	6,227	126	790	1,252	329	-	-	8,984
Total:	261	6,227	126	790	1,252	329	-	-	8,984
Fund Appropriations / Allocations ¹	LTD Actuals	2020 Revised	2021	2022	2023	2024	2025	2026	Total
Light Fund	261	6,227	126	790	1,252	329	-	-	8,984
Total:	261	6,227	126	790	1,252	329	-	-	8,984

O&M Impacts: NA

Enterprise Software Solution Replacement Strategy

Project No:	MC-CL-YD9969	BSL Code:	BC-CL-Y
Project Type:	Ongoing	BSL Name:	Transmission and Distribution - CIP
Project Category:	Rehabilitation or Restoration	Location:	City Wide
Current Project Stage:	N/A	Council District:	Citywide
Start/End Date:	N/A	Neighborhood District:	Multiple
Total Project Cost:	N/A	Urban Village:	Multiple

This project upgrades or replaces components of the Enterprise Solution Portfolio for the Utility as prescribed by the preferred vendor, Oracle, or other vendor deemed more appropriate, which will maintain enterprise resources that benefit all customers in the City Light service area.

Resources	LTD Actuals	2020 Revised	2021	2022	2023	2024	2025	2026	Total
City Light Fund Revenues	1,004	10,691	10,222	10,839	12,330	11,369	11,316	11,742	79,514
Total:	1,004	10,691	10,222	10,839	12,330	11,369	11,316	11,742	79,514
Fund Appropriations / Allocations ¹	LTD Actuals	2020 Revised	2021	2022	2023	2024	2025	2026	Total
Light Fund	1,004	10,691	10,222	10,839	12,330	11,369	11,316	11,742	79,514
Total:	1,004	10,691	10,222	10,839	12,330	11,369	11,316	11,742	79,514

O&M Impacts: NA

¹Funds are appropriated through the Adopted Budget at the Budget Summary Level. All Amounts shown above are in thousands of dollars

Environmental Safeguarding and Remediation of Facilities

Project No:	MC-CL-XF9152	BSL Code:	BC-CL-X
Project Type:	Ongoing	BSL Name:	Power Supply - CIP
Project Category:	Rehabilitation or Restoration	Location:	Outside City of Seattle
Current Project Stage:	N/A	Council District:	Outside City of Seattle
Start/End Date:	N/A	Neighborhood District:	Not in a Neighborhood District
Total Project Cost:	N/A	Urban Village:	Not in an Urban Village

This ongoing project funds improvements to prevent air and water pollution at City Light facilities. The project implements cost appropriate solutions for identified environmental programs and provides facilities for meeting environmental and remediation concerns. Typical projects include ventilation for painting operations, storage equipment for toxic material, containment provisions to provide protection in the event of a spill or leak, and handling equipment to enable safe movement of hazardous items.

Resources	LTD Actuals	2020 Revised	2021	2022	2023	2024	2025	2026	Total
City Light Fund Revenues	664	213	190	72	66	132	30	32	1,400
Total:	664	213	190	72	66	132	30	32	1,400
Fund Appropriations / Allocations ¹	LTD Actuals	2020 Revised	2021	2022	2023	2024	2025	2026	Total
Light Fund	664	213	190	72	66	132	30	32	1,400
Total:	664	213	190	72	66	132	30	32	1,400

O&M Impacts: NA

¹Funds are appropriated through the Adopted Budget at the Budget Summary Level. All Amounts shown above are in thousands of dollars

Equipment Fleet Replacement

Project No:	MC-CL-XF9101	BSL Code:	BC-CL-X
Project Type:	Ongoing	BSL Name:	Power Supply - CIP
Project Category:	New Facility	Location:	System wide
Current Project Stage:	N/A	Council District:	Citywide
Start/End Date:	N/A	Neighborhood District:	Not in a Neighborhood District
Total Project Cost:	N/A	Urban Village:	Not in an Urban Village

This ongoing project replaces, updates, and expands City Light's - light and heavy duty mobile equipment fleet. This project also funds the replacement of light-duty vehicles owned by City Light, including those previously leased from the Fleets & Facilities Department and now owned by City Light.

Resources	LTD Actuals	2020 Revised	2021	2022	2023	2024	2025	2026	Total
City Light Fund Revenues	78,958	19,621	6,121	7,715	7,557	6,690	7,190	8,648	142,501
Total:	78,958	19,621	6,121	7,715	7,557	6,690	7,190	8,648	142,501
Fund Appropriations / Allocations¹	LTD Actuals	2020 Revised	2021	2022	2023	2024	2025	2026	Total
Light Fund	78,958	19,621	6,121	7,715	7,557	6,690	7,190	8,648	142,501
Total:	78,958	19,621	6,121	7,715	7,557	6,690	7,190	8,648	142,501

O&M Impacts: NA

Facilities Infrastructure Improvements

Project No:	MC-CL-XF9156	BSL Code:	BC-CL-X
Project Type:	Ongoing	BSL Name:	Power Supply - CIP
Project Category:	Rehabilitation or Restoration	Location:	System wide
Current Project Stage:	N/A	Council District:	Citywide
Start/End Date:	N/A	Neighborhood District:	Not in a Neighborhood District
Total Project Cost:	N/A	Urban Village:	Not in an Urban Village

This ongoing project upgrades and replaces the structural, electrical or mechanical systems, or other base building systems critical to building operations, and site development items. Work under this project may include plumbing replacements, HVAC related systems, power distribution systems, tanks, elevators, fire suppression systems, drainage systems, exterior and interior lighting, landscaping, irrigation, paving, stairs, and sidewalks. This project is intended for emergent work not yet identified and is not intended as a duplicate for other infrastructure improvements included in specific projects.

Resources	LTD Actuals	2020 Revised	2021	2022	2023	2024	2025	2026	Total
City Light Fund Revenues	4,357	57	-	-	-	-	-	-	4,414
Total:	4,357	57	-	-	-	-	-	-	4,414
Fund Appropriations / Allocations ¹	LTD Actuals	2020 Revised	2021	2022	2023	2024	2025	2026	Total
Light Fund	4,357	57	-	-	-	-	-	-	4,414
Total:	4,357	57	-	-	-	-	-	-	4,414

O&M Impacts: NA

Facilities Regulatory Compliance

Project No:	MC-CL-XF9151	BSL Code:	BC-CL-X
Project Type:	Ongoing	BSL Name:	Power Supply - CIP
Project Category:	Rehabilitation or Restoration	Location:	500 Newhalem Creek Rd, Marblemount, WA 98267
Current Project Stage:	N/A	Council District:	Outside City of Seattle
Start/End Date:	N/A	Neighborhood District:	Not in a Neighborhood District
Total Project Cost:	N/A	Urban Village:	Not in an Urban Village

This ongoing project is for the investigation of contamination and remediation, if necessary, of property that the utility is targeting for disposal

Resources	LTD Actuals	2020 Revised	2021	2022	2023	2024	2025	2026	Total
City Light Fund Revenues	2,182	2,977	340	348	357	365	383	378	7,331
Total:	2,182	2,977	340	348	357	365	383	378	7,331
Fund Appropriations / Allocations¹	LTD Actuals	2020 Revised	2021	2022	2023	2024	2025	2026	Total
Light Fund	2,182	2,977	340	348	357	365	383	378	7,331
Total:	2,182	2,977	340	348	357	365	383	378	7,331

O&M Impacts: NA

¹Funds are appropriated through the Adopted Budget at the Budget Summary Level. All Amounts shown above are in thousands of dollars

First Hill - Network

Project No:	MC-CL-YN8301	BSL Code:	BC-CL-Y
Project Type:	Ongoing	BSL Name:	Transmission and Distribution - CIP
Project Category:	Rehabilitation or Restoration	Location:	1100 Madison St
Current Project Stage:	N/A	Council District:	Council District 3
Start/End Date:	N/A	Neighborhood District:	East District
Total Project Cost:	N/A	Urban Village:	First Hill/Capitol Hill

This ongoing project funds a programmatic approach for comprehensive management of underground network assets serving customers in the First Hill area. This project funds annual work required, such as balancing feeder cables to their maximum service build out limit, performing engineering analysis to determine system feeder assignments, required for new service connections, and replacement of cables that fail while in service.

Resources	LTD Actuals	2020 Revised	2021	2022	2023	2024	2025	2026	Total
City Light Fund Revenues	16,273	2,136	1,548	3,636	3,664	3,693	2,869	3,618	37,437
Total:	16,273	2,136	1,548	3,636	3,664	3,693	2,869	3,618	37,437
Fund Appropriations / Allocations ¹	LTD Actuals	2020 Revised	2021	2022	2023	2024	2025	2026	Total
Light Fund	16,273	2,136	1,548	3,636	3,664	3,693	2,869	3,618	37,437
Total:	16,273	2,136	1,548	3,636	3,664	3,693	2,869	3,618	37,437

O&M Impacts: NA

Georgetown Steamplant Access Road

Project No:	MC-CL-XF9233	BSL Code:	BC-CL-X
Project Type:	Discrete	BSL Name:	Power Supply - CIP
Project Category:	Rehabilitation or Restoration	Location:	Off Wa 99 At King County Airport
Current Project Stage:	Stage 5 - Construction	Council District:	Council District 2
Start/End Date:	2015 - 2021	Neighborhood District:	Greater Duwamish
Total Project Cost:	\$1,757	Urban Village:	Greater Duwamish

This project provides design and construction of roads and related infrastructure to provide public access to City Light's Georgetown Steamplant. This access will provide visibility of the Steam Plant to the public as a National Historic Site. King County has agreed to pay for most of this project.

Resources	LTD Actuals	2020 Revised	2021	2022	2023	2024	2025	2026	Total
City Light Fund Revenues	182	1,575	-	-	-	-	-	-	1,757
Total:	182	1,575	-	-	-	-	-	-	1,757
Fund Appropriations / Allocations¹	LTD Actuals	2020 Revised	2021	2022	2023	2024	2025	2026	Total
Light Fund	182	1,575	-	-	-	-	-	-	1,757
Total:	182	1,575	-	-	-	-	-	-	1,757

O&M Impacts: NA

¹Funds are appropriated through the Adopted Budget at the Budget Summary Level. All Amounts shown above are in thousands of dollars

Gorge - 240V AC Station Service Switchgear Replacement

Project No:	MC-CL-XS6581	BSL Code:	BC-CL-X
Project Type:	Discrete	BSL Name:	Power Supply - CIP
Project Category:	Rehabilitation or Restoration	Location:	Milepost 121 Stte Highway 20
Current Project Stage:	Stage 4 - Procurement/Bid	Council District:	Outside City of Seattle
Start/End Date:	2017 - 2021	Neighborhood District:	Outside City of Seattle
Total Project Cost:	\$1,855	Urban Village:	Outside City of Seattle

This project mitigates safety hazards at the Gorge and Diablo Powerhouses by replacing the 240V circuit breakers with new breakers that allow for remote operation. Recent policy and regulation changes related to electrical Arc Flash hazards have highlighted safety issues related to this equipment.

Resources	LTD Actuals	2020 Revised	2021	2022	2023	2024	2025	2026	Total
City Light Fund Revenues	1,349	369	137	-	-	-	-	-	1,855
Total:	1,349	369	137	-	-	-	-	-	1,855
Fund Appropriations / Allocations ¹	LTD Actuals	2020 Revised	2021	2022	2023	2024	2025	2026	Total
Light Fund	1,349	369	137	-	-	-	-	-	1,855
Total:	1,349	369	137	-	-	-	-	-	1,855

O&M Impacts: NA

Gorge Crane Rehabilitation

Project No:	MC-CL-XS6639	BSL Code:	BC-CL-X
Project Type:	Discrete	BSL Name:	Power Supply - CIP
Project Category:	Rehabilitation or Restoration	Location:	Milepost 121 State Highway 20
Current Project Stage:	Stage 1 - Pre-Project Development	Council District:	Outside City of Seattle
Start/End Date:	2021 - 2024	Neighborhood District:	Not in a Neighborhood District
Total Project Cost:	\$5,110	Urban Village:	Not in an Urban Village

This project refurbishes or replaces mechanical and electrical systems for the Gorge powerhouse cranes and will provide safety upgrades to comply with current code. The Gorge powerhouse crane has never undergone a major refurbishment. The three Gorge generating units are planned for overhauls within the next ten years, and will require a reliable crane. The crane control system is being modernized to allow for better control and accuracy.

Resources	LTD Actuals	2020 Revised	2021	2022	2023	2024	2025	2026	Total
City Light Fund Revenues	-	-	224	257	4,344	285	-	-	5,110
Total:	-	-	224	257	4,344	285	-	-	5,110
Fund Appropriations / Allocations ¹	LTD Actuals	2020 Revised	2021	2022	2023	2024	2025	2026	Total
Light Fund	-	-	224	257	4,344	285	-	-	5,110
Total:	-	-	224	257	4,344	285	-	-	5,110

O&M Impacts: NA

Gorge U21-24 overhauls

Project No:	MC-CL-XS6640	BSL Code:	BC-CL-X
Project Type:	Discrete	BSL Name:	Power Supply - CIP
Project Category:	Rehabilitation or Restoration	Location:	Milepost 121 State Highway 20
Current Project Stage:	Stage 1 - Pre-Project Development	Council District:	Outside City of Seattle
Start/End Date:	2023 - 2027	Neighborhood District:	Outside City of Seattle
Total Project Cost:	\$42,227	Urban Village:	Not in an Urban Village

This project overhauls Gorge units 21 - 24. The final scope of work will be determined during project chartering, but is expected to include replacing the stator winding, stator core, and excitation system. Refurbishment is expected for rotor components and other mechanical components. Planning is currently forecast to start in 2022 which would mean construction on the first unit would likely begin in 2025.

Resources	LTD Actuals	2020 Revised	2021	2022	2023	2024	2025	2026	Total
City Light Fund Revenues	-	-	-	-	965	3,567	8,809	10,411	23,753
Total:	-	-	-	-	965	3,567	8,809	10,411	23,753
Fund Appropriations / Allocations ¹	LTD Actuals	2020 Revised	2021	2022	2023	2024	2025	2026	Total
Light Fund	-	-	-	-	965	3,567	8,809	10,411	23,753
Total:	-	-	-	-	965	3,567	8,809	10,411	23,753

O&M Impacts: NA

Hydro Project Spill Containment

Project No:	MC-CL-XP6530	BSL Code:	BC-CL-X
Project Type:	Ongoing	BSL Name:	Power Supply - CIP
Project Category:	Rehabilitation or Restoration	Location:	Outside City of Seattle
Current Project Stage:	N/A	Council District:	Outside City of Seattle
Start/End Date:	N/A	Neighborhood District:	Outside City of Seattle
Total Project Cost:	N/A	Urban Village:	Outside City of Seattle

This ongoing project will implement upgrades to generating plants that will either prevent oil spills through process improvements and equipment replacement, or provide additional containment capacity for accidental spills. These upgrades will include replacing oil filled transformers with dry-type transformers, building larger containment basins around oil filled equipment, reconfiguring powerhouse sumps, installing oil/water separators, and replacing greased valve bushings with greaseless bushings.

Resources	LTD Actuals	2020 Revised	2021	2022	2023	2024	2025	2026	Total
City Light Fund Revenues	2,508	563	180	50	-	-	-	-	3,301
Total:	2,508	563	180	50	-	-	-	-	3,301
Fund Appropriations / Allocations ¹	LTD Actuals	2020 Revised	2021	2022	2023	2024	2025	2026	Total
Light Fund	2,508	563	180	50	-	-	-	-	3,301
Total:	2,508	563	180	50	-	-	-	-	3,301

O&M Impacts: NA

Interbay Substation - Development

Project No:	MC-CL-YS7756	BSL Code:	BC-CL-Y
Project Type:	Discrete	BSL Name:	Transmission and Distribution - CIP
Project Category:	New Facility	Location:	17th Ave West
Current Project Stage:	Stage 1 - Pre-Project Development	Council District:	Council District 7
Start/End Date:	2019 - 2026	Neighborhood District:	Magnolia/Queen Anne
Total Project Cost:	\$1,794	Urban Village:	Ballard-Interbay Northend

This project plans, designs, and constructs a 26 kV substation in the Interbay area. This project installs 2-100 MVA transformers into a facility large enough to accommodate a third transformer at the site if required in the future. The project adds to the distribution network and provides a new path for power to the area. It provides assurance to the developers who are interested in projects in the SLU district that City Light will be able to serve their needs reliably.

Resources	LTD Actuals	2020 Revised	2021	2022	2023	2024	2025	2026	Total
City Light Fund Revenues	-	58	193	252	308	315	323	345	1,794
Total:	-	58	193	252	308	315	323	345	1,794
Fund Appropriations / Allocations ¹	LTD Actuals	2020 Revised	2021	2022	2023	2024	2025	2026	Total
Light Fund	-	58	193	252	308	315	323	345	1,794
Total:	-	58	193	252	308	315	323	345	1,794

O&M Impacts: NA

IT Infrastructure

Project No:	MC-CL-ZF9915	BSL Code:	BC-CL-Z
Project Type:	Ongoing	BSL Name:	Customer Focused - CIP
Project Category:	Rehabilitation or Restoration	Location:	System Wide
Current Project Stage:	N/A	Council District:	Citywide
Start/End Date:	N/A	Neighborhood District:	Not in a Neighborhood District
Total Project Cost:	N/A	Urban Village:	Not in an Urban Village

This ongoing project funds replacement and improvement of the Utility's information technology infrastructure. This infrastructure provides applications, data storage, and print services to the utility, and supports activities and applications including Microsoft Outlook, remote connectivity, electronic communications and recording of power marketing transactions (E-tagging), the City InWeb and network, common and City Light applications, UNIX services, and infrastructure change management. Components purchased by this project include servers, network and communications equipment, disk storage, and application and operating system software. Infrastructure is upgraded or replaced based upon a combination of factors, such as maintenance schedules, equipment warranties, availability of vendor support, Gartner recommendations, application growth, and security demands.

Resources	LTD Actuals	2020 Revised	2021	2022	2023	2024	2025	2026	Total
City Light Fund Revenues	-	1,026	100	100	100	100	100	100	1,626
Total:	-	1,026	100	100	100	100	100	100	1,626
Fund Appropriations / Allocations ¹	LTD Actuals	2020 Revised	2021	2022	2023	2024	2025	2026	Total
Light Fund	-	1,026	100	100	100	100	100	100	1,626
Total:	-	1,026	100	100	100	100	100	100	1,626

O&M Impacts: NA

¹Funds are appropriated through the Adopted Budget at the Budget Summary Level. All Amounts shown above are in thousands of dollars

IT Security Upgrades

Project No:	MC-CL-ZF9960	BSL Code:	BC-CL-Z
Project Type:	Ongoing	BSL Name:	Customer Focused - CIP
Project Category:	Rehabilitation or Restoration	Location:	System Wide
Current Project Stage:	N/A	Council District:	Citywide
Start/End Date:	N/A	Neighborhood District:	Not in a Neighborhood District
Total Project Cost:	N/A	Urban Village:	Not in an Urban Village

The ongoing project updates or replaces information security systems that are at high risk of failure. The project enhances vulnerability and intrusion detection as well as response capabilities and procedures. The project provides (by way of illustration but not limitation) for implementation of systems to replace or upgrade firewalls, routers, switches, operating systems, intrusion detection capabilities, security information and event management, Linux patching procedures, Dynamic Host Configuration Protocol server, Domain Name System server, internal vulnerability scanning, and physical security cameras and networks for SCL locations.

Resources	LTD Actuals	2020 Revised	2021	2022	2023	2024	2025	2026	Total
City Light Fund Revenues	-	837	666	651	668	673	668	869	5,032
Total:	-	837	666	651	668	673	668	869	5,032
Fund Appropriations / Allocations ¹	LTD Actuals	2020 Revised	2021	2022	2023	2024	2025	2026	Total
Light Fund	-	837	666	651	668	673	668	869	5,032
Total:	-	837	666	651	668	673	668	869	5,032

O&M Impacts: NA

¹Funds are appropriated through the Adopted Budget at the Budget Summary Level. All Amounts shown above are in thousands of dollars

Landis and Gyr RTU Modernization Boundary, Cedar Falls and Skagit

Project No:	MC-CL-XB6565	BSL Code:	BC-CL-X
Project Type:	Discrete	BSL Name:	Power Supply - CIP
Project Category:	Rehabilitation or Restoration	Location:	Boundary, Skagit and Cedar Falls power facilities
Current Project Stage:	Stage 1 - Pre-Project Development	Council District:	Outside City of Seattle
Start/End Date:	2019 - 2025	Neighborhood District:	Outside City of Seattle
Total Project Cost:	\$3,486	Urban Village:	Not in an Urban Village

This project provides the installation of new remote temperature monitoring equipment at the Boundary, Skagit and Cedar Falls power facilities.

Resources	LTD Actuals	2020 Revised	2021	2022	2023	2024	2025	2026	Total
City Light Fund Revenues	-	496	271	658	1,076	762	223	-	3,486
Total:	-	496	271	658	1,076	762	223	-	3,486
Fund Appropriations / Allocations¹	LTD Actuals	2020 Revised	2021	2022	2023	2024	2025	2026	Total
Light Fund	-	496	271	658	1,076	762	223	-	3,486
Total:	-	496	271	658	1,076	762	223	-	3,486

O&M Impacts: NA

Large Overhead and Underground Services

Project No:	MC-CL-ZS8365	BSL Code:	BC-CL-Z
Project Type:	Ongoing	BSL Name:	Customer Focused - CIP
Project Category:	New Facility	Location:	System wide
Current Project Stage:	N/A	Council District:	Citywide
Start/End Date:	N/A	Neighborhood District:	Not in a Neighborhood District
Total Project Cost:	N/A	Urban Village:	Not in an Urban Village

This ongoing project provides large size electric power service connections from Seattle City Light's distribution system to the customer's meter for power requirements of greater than 3 MVA and 26 kV radial services. Most of this related work is billable to the customer. The project allows Seattle City Light to provide service to new customers in a safe, reliable, timely and cost effective manner as a means to fulfill its commitment to be a customer and community-focused organization.

Resources	LTD Actuals	2020 Revised	2021	2022	2023	2024	2025	2026	Total
City Light Fund Revenues	30,398	3,001	3,170	3,221	3,273	3,327	3,381	3,462	53,233
Total:	30,398	3,001	3,170	3,221	3,273	3,327	3,381	3,462	53,233
Fund Appropriations / Allocations ¹	LTD Actuals	2020 Revised	2021	2022	2023	2024	2025	2026	Total
Light Fund	30,398	3,001	3,170	3,221	3,273	3,327	3,381	3,462	53,233
Total:	30,398	3,001	3,170	3,221	3,273	3,327	3,381	3,462	53,233

O&M Impacts: NA

LRDS Editor Upgrade

Project No:	MC-CL-YD9977	BSL Code:	BC-CL-Y
Project Type:	Discrete	BSL Name:	Transmission and Distribution - CIP
Project Category:	Rehabilitation or Restoration	Location:	Citywide
Current Project Stage:	Stage 1 - Pre-Project Development	Council District:	Multiple
Start/End Date:	2018 - 2022	Neighborhood District:	Not in a Neighborhood District
Total Project Cost:	\$3,059	Urban Village:	Not in an Urban Village

This project funds the LRDS (Looped Radial Distribution System) ArcFM Editor Upgrade which will replace a Seattle City Light production software system that is at end of life.

Resources	LTD Actuals	2020 Revised	2021	2022	2023	2024	2025	2026	Total
City Light Fund Revenues	5	1,899	991	165	-	-	-	-	3,059
Total:	5	1,899	991	165	-	-	-	-	3,059
Fund Appropriations / Allocations ¹	LTD Actuals	2020 Revised	2021	2022	2023	2024	2025	2026	Total
Light Fund	5	1,899	991	165	-	-	-	-	3,059
Total:	5	1,899	991	165	-	-	-	-	3,059

O&M Impacts: NA

¹Funds are appropriated through the Adopted Budget at the Budget Summary Level. All Amounts shown above are in thousands of dollars

Major Emergency

Project No:	MC-CL-ZS8380	BSL Code:	BC-CL-Z
Project Type:	Ongoing	BSL Name:	Customer Focused - CIP
Project Category:	Rehabilitation or Restoration	Location:	System wide
Current Project Stage:	N/A	Council District:	Citywide
Start/End Date:	N/A	Neighborhood District:	Not in a Neighborhood District
Total Project Cost:	N/A	Urban Village:	Not in an Urban Village

This ongoing project covers unexpected problems that occur with the electrical system and result in repairs of over \$100,000 for any one event and for capital costs that are incurred during any single emergency situation lasting over 48 hours.

Resources	LTD Actuals	2020 Revised	2021	2022	2023	2024	2025	2026	Total
City Light Fund Revenues	17,408	2,873	2,952	3,003	3,054	3,107	3,161	3,139	38,697
Total:	17,408	2,873	2,952	3,003	3,054	3,107	3,161	3,139	38,697
Fund Appropriations / Allocations ¹	LTD Actuals	2020 Revised	2021	2022	2023	2024	2025	2026	Total
Light Fund	17,408	2,873	2,952	3,003	3,054	3,107	3,161	3,139	38,697
Total:	17,408	2,873	2,952	3,003	3,054	3,107	3,161	3,139	38,697

O&M Impacts: NA

¹Funds are appropriated through the Adopted Budget at the Budget Summary Level. All Amounts shown above are in thousands of dollars

Massachusetts Street Substation - Networks

Project No:	MC-CL-YN8202	BSL Code:	BC-CL-Y
Project Type:	Ongoing	BSL Name:	Transmission and Distribution - CIP
Project Category:	New Facility	Location:	1555 Utah Ave S
Current Project Stage:	N/A	Council District:	Council District 2
Start/End Date:	N/A	Neighborhood District:	Greater Duwamish
Total Project Cost:	N/A	Urban Village:	Greater Duwamish

The ongoing project increases Massachusetts Street Substation network capacity. It funds a programmatic approach for comprehensive management of underground network assets serving customers in Pioneer Square and the area bounded by University Street, Third Avenue, Terrace Street, and the Freeway. The project funds completion of engineering design and analysis work required before construction of any civil facilities into which feeders can be relocated from the Alaskan Way Viaduct. This project defers the need date for a new network substation until no further capacity is available from Union Street and the other network substations. It provides sufficient and reliable electrical capacity for the growing power needs of City Light customers.

Resources	LTD Actuals	2020 Revised	2021	2022	2023	2024	2025	2026	Total
City Light Fund Revenues	40,970	3,295	2,206	3,188	3,383	3,428	3,380	4,231	64,082
Total:	40,970	3,295	2,206	3,188	3,383	3,428	3,380	4,231	64,082
Fund Appropriations / Allocations ¹	LTD Actuals	2020 Revised	2021	2022	2023	2024	2025	2026	Total
Light Fund	40,970	3,295	2,206	3,188	3,383	3,428	3,380	4,231	64,082
Total:	40,970	3,295	2,206	3,188	3,383	3,428	3,380	4,231	64,082

O&M Impacts: NA

¹Funds are appropriated through the Adopted Budget at the Budget Summary Level. All Amounts shown above are in thousands of dollars

Medium Overhead and Underground Services

Project No:	MC-CL-ZS8366	BSL Code:	BC-CL-Z
Project Type:	Ongoing	BSL Name:	Customer Focused - CIP
Project Category:	New Facility	Location:	System wide
Current Project Stage:	N/A	Council District:	Citywide
Start/End Date:	N/A	Neighborhood District:	Not in a Neighborhood District
Total Project Cost:	N/A	Urban Village:	Not in an Urban Village

This ongoing project provides medium size electric power service connections from Seattle City Light's distribution system to the customer's meter for power requirements of 50 KVA to 2.5 MVA and 26 kV radial services. Most of this related work is billable to the customer. The project allows Seattle City Light to provide service to new customers in a safe, reliable, timely, and cost effective manner as a means to fulfill its commitment to be a customer and community-focused organization.

Resources	LTD Actuals	2020 Revised	2021	2022	2023	2024	2025	2026	Total
City Light Fund Revenues	168,566	16,338	16,401	18,701	19,008	19,322	19,643	17,030	295,009
Total:	168,566	16,338	16,401	18,701	19,008	19,322	19,643	17,030	295,009
Fund Appropriations / Allocations ¹	LTD Actuals	2020 Revised	2021	2022	2023	2024	2025	2026	Total
Light Fund	168,566	16,338	16,401	18,701	19,008	19,322	19,643	17,030	295,009
Total:	168,566	16,338	16,401	18,701	19,008	19,322	19,643	17,030	295,009

O&M Impacts: NA

Meter Additions

Project No:	MC-CL-ZS8054	BSL Code:	BC-CL-Z
Project Type:	Ongoing	BSL Name:	Customer Focused - CIP
Project Category:	New Facility	Location:	System wide
Current Project Stage:	N/A	Council District:	Citywide
Start/End Date:	N/A	Neighborhood District:	Not in a Neighborhood District
Total Project Cost:	N/A	Urban Village:	Not in an Urban Village

This ongoing project provides new or replacement meters for both residential and commercial services. Work included in this project includes nstallations of new and/or upgraded meter services; obsolete meter exchanges; audits of new meter services, solar metering, and technology impacting the distribution system; testing, calibration, meter inventory management, and verifying electrical measurement standards. This project ensures accurate customer billing.

Resources	LTD Actuals	2020 Revised	2021	2022	2023	2024	2025	2026	Total
City Light Fund Revenues	47,763	4,276	3,764	3,830	3,897	3,966	4,036	4,225	75,759
Total:	47,763	4,276	3,764	3,830	3,897	3,966	4,036	4,225	75,759
Fund Appropriations / Allocations ¹	LTD Actuals	2020 Revised	2021	2022	2023	2024	2025	2026	Total
Light Fund	47,763	4,276	3,764	3,830	3,897	3,966	4,036	4,225	75,759
Total:	47,763	4,276	3,764	3,830	3,897	3,966	4,036	4,225	75,759

O&M Impacts: NA

Miscellaneous Building Improvements

Project No:	MC-CL-XF9007	BSL Code:	BC-CL-X
Project Type:	Ongoing	BSL Name:	Power Supply - CIP
Project Category:	Rehabilitation or Restoration	Location:	Citywide
Current Project Stage:	N/A	Council District:	Citywide
Start/End Date:	N/A	Neighborhood District:	Not in a Neighborhood District
Total Project Cost:	N/A	Urban Village:	Not in an Urban Village

This ongoing project capitalizes on emergent opportunities to make improvements to City Light's buildings and facilities. The project also provides for cost effective asset preservation measures, the need for which had not been previously foreseen. The project protects employees and customers from health and safety hazards and permits SCL to meet safety and health code requirements.

Resources	LTD Actuals	2020 Revised	2021	2022	2023	2024	2025	2026	Total
City Light Fund Revenues	10,736	5,317	534	-	-	-	-	-	16,586
Total:	10,736	5,317	534	-	-	-	-	-	16,586
Fund Appropriations / Allocations ¹	LTD Actuals	2020 Revised	2021	2022	2023	2024	2025	2026	Total
Light Fund	10,736	5,317	534	-	-	-	-	-	16,586
Total:	10,736	5,317	534	-	-	-	-	-	16,586

O&M Impacts: NA

Mobile Workforce Implementation

Project No:	MC-CL-YR8429	BSL Code:	BC-CL-Y
Project Type:	Discrete	BSL Name:	Transmission and Distribution - CIP
Project Category:	New Facility	Location:	Citywide
Current Project Stage:	Stage 5 - Construction	Council District:	Citywide
Start/End Date:	2017 - 2027	Neighborhood District:	Not in a Neighborhood District
Total Project Cost:	\$10,098	Urban Village:	Not in an Urban Village

This project provides mobile communication and computing equipment for Seattle City Light workers to use in the field. The project improves operational efficiencies for scheduling of crews, rapid revision of crew schedules during emergencies, and reducing transit time between job sites.

Resources	LTD Actuals	2020 Revised	2021	2022	2023	2024	2025	2026	Total
City Light Fund Revenues	411	4,232	-	-	-	2,208	2,263	985	10,098
Total:	411	4,232	-	-	-	2,208	2,263	985	10,098
Fund Appropriations / Allocations ¹	LTD Actuals	2020 Revised	2021	2022	2023	2024	2025	2026	Total
Light Fund	411	4,232	-	-	-	2,208	2,263	985	10,098
Total:	411	4,232	-	-	-	2,208	2,263	985	10,098

O&M Impacts: NA

Network Additions and Services - Denny

Project No:	MC-CL-ZS8405	BSL Code:	BC-CL-Z
Project Type:	Ongoing	BSL Name:	Customer Focused - CIP
Project Category:	New Facility	Location:	Valley Street
Current Project Stage:	N/A	Council District:	TBD
Start/End Date:	N/A	Neighborhood District:	Lake Union
Total Project Cost:	N/A	Urban Village:	South Lake Union

This ongoing project provides electrical service connections and related improvements in response to customer service needs within the North Downtown network area. The project provides civil and electrical design assistance to customers to connect existing and proposed buildings to the North Downtown network system. This project also performs capacity addition work associated with service connections, and replaces or installs network transformers, network protectors, and bus ties switches.

Resources	LTD Actuals	2020 Revised	2021	2022	2023	2024	2025	2026	Total
City Light Fund Revenues	13,910	9,468	9,929	8,858	5,857	5,940	6,024	5,865	65,851
Total:	13,910	9,468	9,929	8,858	5,857	5,940	6,024	5,865	65,851
Fund Appropriations / Allocations ¹	LTD Actuals	2020 Revised	2021	2022	2023	2024	2025	2026	Total
Light Fund	13,910	9,468	9,929	8,858	5,857	5,940	6,024	5,865	65,851
Total:	13,910	9,468	9,929	8,858	5,857	5,940	6,024	5,865	65,851

O&M Impacts: NA

¹Funds are appropriated through the Adopted Budget at the Budget Summary Level. All Amounts shown above are in thousands of dollars

Network Additions and Services: Broad Street Substation

Project No:	MC-CL-ZS8363	BSL Code:	BC-CL-Z
Project Type:	Ongoing	BSL Name:	Customer Focused - CIP
Project Category:	New Facility	Location:	319 6th AV N
Current Project Stage:	N/A	Council District:	Council District 7
Start/End Date:	N/A	Neighborhood District:	Multiple
Total Project Cost:	N/A	Urban Village:	Multiple

This ongoing project provides electrical service connections and related improvements in response to customer service requests within the Broad Street network areas. The project performs capacity additions work associated with service connections to customers including condominiums, office buildings, medical facilities, hotels, and commercial and apartment buildings. The project also replaces or installs network transformers, network protectors and specialty transformers, and performs short duration system improvement work identified during operations, including retrofitting in-building vaults.

Resources	LTD Actuals	2020 Revised	2021	2022	2023	2024	2025	2026	Total
City Light Fund Revenues	98,919	10,996	9,979	10,932	11,025	10,079	10,290	10,857	173,076
Total:	98,919	10,996	9,979	10,932	11,025	10,079	10,290	10,857	173,076
Fund Appropriations / Allocations ¹	LTD Actuals	2020 Revised	2021	2022	2023	2024	2025	2026	Total
Light Fund	98,919	10,996	9,979	10,932	11,025	10,079	10,290	10,857	173,076
Total:	98,919	10,996	9,979	10,932	11,025	10,079	10,290	10,857	173,076

O&M Impacts: NA

Network Additions and Services: First Hill, Massachusetts, Union & University

Project No:	MC-CL-ZS8364	BSL Code:	BC-CL-Z
Project Type:	Ongoing	BSL Name:	Customer Focused - CIP
Project Category:	New Facility	Location:	1555 Utah AV S
Current Project Stage:	N/A	Council District:	Council District 2
Start/End Date:	N/A	Neighborhood District:	Multiple
Total Project Cost:	N/A	Urban Village:	Multiple

This ongoing project provides electrical service connections and related improvements in response to customer service requests within the First Hill, Massachusetts, Union, and University District network areas. The project performs capacity additions work associated with service connections to customers, including condominiums, office buildings, medical facilities, hotels, and commercial and apartment buildings. The project also replaces or installs network transformers, network protectors and specialty transformers, and performs short-duration system improvement work identified during operations, including retrofitting in-building vaults.

Resources	LTD Actuals	2020 Revised	2021	2022	2023	2024	2025	2026	Total
City Light Fund Revenues	56,754	5,007	4,030	3,948	4,220	4,007	4,110	4,206	86,282
Total:	56,754	5,007	4,030	3,948	4,220	4,007	4,110	4,206	86,282

Fund Appropriations / Allocations ¹	LTD Actuals	2020 Revised	2021	2022	2023	2024	2025	2026	Total
Light Fund	56,754	5,007	4,030	3,948	4,220	4,007	4,110	4,206	86,282
Total:	56,754	5,007	4,030	3,948	4,220	4,007	4,110	4,206	86,282

O&M Impacts: NA

¹Funds are appropriated through the Adopted Budget at the Budget Summary Level. All Amounts shown above are in thousands of dollars

Network Hazeltine Upgrade

Project No:	MC-CL-YN8129	BSL Code:	BC-CL-Y
Project Type:	Ongoing	BSL Name:	Transmission and Distribution - CIP
Project Category:	New Facility	Location:	System wide
Current Project Stage:	N/A	Council District:	Citywide
Start/End Date:	N/A	Neighborhood District:	Not in a Neighborhood District
Total Project Cost:	N/A	Urban Village:	Not in an Urban Village

This ongoing project upgrades City Light's remote vault monitoring capability for the Hazeltine system. The project provides remote monitoring of network transformers, protectors, vaults, and supports daily utility operations. The project enhances the network monitoring capability by allowing an alarm to be sent to the System Control Center within 30 seconds of an abnormal electrical component or environmental condition occurrence.

Resources	LTD Actuals	2020 Revised	2021	2022	2023	2024	2025	2026	Total
City Light Fund Revenues	7,036	766	531	543	552	550	553	682	11,212
Total:	7,036	766	531	543	552	550	553	682	11,212
Fund Appropriations / Allocations ¹	LTD Actuals	2020 Revised	2021	2022	2023	2024	2025	2026	Total
Light Fund	7,036	766	531	543	552	550	553	682	11,212
Total:	7,036	766	531	543	552	550	553	682	11,212

O&M Impacts: NA

Network Maintenance Hole and Vault Rebuild

Project No:	MC-CL-YN8130	BSL Code:	BC-CL-Y
Project Type:	Ongoing	BSL Name:	Transmission and Distribution - CIP
Project Category:	Rehabilitation or Restoration	Location:	System wide
Current Project Stage:	N/A	Council District:	Citywide
Start/End Date:	N/A	Neighborhood District:	Not in a Neighborhood District
Total Project Cost:	N/A	Urban Village:	Not in an Urban Village

This ongoing project repairs or replaces damaged electrical manholes, vaults and ducts located in the street right of way within the Downtown Central and Pioneer Square business districts. The project provides reliable and safe electrical service to the network, and enhances safety for City Light crews and the public by reducing the large backlog of old or damaged electrical facilities.

Resources	LTD Actuals	2020 Revised	2021	2022	2023	2024	2025	2026	Total
City Light Fund Revenues	38,209	2,537	2,536	1,864	1,850	1,874	1,898	2,364	53,132
Total:	38,209	2,537	2,536	1,864	1,850	1,874	1,898	2,364	53,132
Fund Appropriations / Allocations ¹	LTD Actuals	2020 Revised	2021	2022	2023	2024	2025	2026	Total
Light Fund	38,209	2,537	2,536	1,864	1,850	1,874	1,898	2,364	53,132
Total:	38,209	2,537	2,536	1,864	1,850	1,874	1,898	2,364	53,132

O&M Impacts: NA

New Customer Information System

Project No:	MC-CL-ZC9937	BSL Code:	BC-CL-Z
Project Type:	Discrete	BSL Name:	Customer Focused - CIP
Project Category:	Rehabilitation or Restoration	Location:	700 5th Avenue
Current Project Stage:	Stage 6 - Closeout	Council District:	Council District 3
Start/End Date:	2015 - 2021	Neighborhood District:	Downtown
Total Project Cost:	\$63,741	Urban Village:	Downtown

This project replaces the existing Consolidated Customer Service System (CCSS) application with a more current and viable technology solution. The CCSS provides Customer Information System (CIS) processing and support for Seattle City Light, Seattle Public Utilities, the City's Utility Call Center, and other customer service staff. The existing system does not support the current business model and direction of the City of Seattle's utilities, and is no longer supported by the vendor. The project preserves and enhances the City's ability to continue to deliver this critical function into the future.

Resources	LTD Actuals	2020 Revised	2021	2022	2023	2024	2025	2026	Total
City Light Fund Revenues	58,636	5,105	-	-	-	-	-	-	63,741
Total:	58,636	5,105	-	-	-	-	-	-	63,741
Fund Appropriations / Allocations ¹	LTD Actuals	2020 Revised	2021	2022	2023	2024	2025	2026	Total
Light Fund	58,636	5,105	-	-	-	-	-	-	63,741
Total:	58,636	5,105	-	-	-	-	-	-	63,741

O&M Impacts: NA

¹Funds are appropriated through the Adopted Budget at the Budget Summary Level. All Amounts shown above are in thousands of dollars

Newhalem - Generator 20/Support Facility Rebuild

Project No:	MC-CL-XS6479	BSL Code:	BC-CL-X
Project Type:	Discrete	BSL Name:	Power Supply - CIP
Project Category:	Rehabilitation or Restoration	Location:	500 Newhalem Creek Rd, Marblemount, WA 98267
Current Project Stage:	Stage 2 - Initiation, Project Definition, & Planning	Council District:	Outside City of Seattle
Start/End Date:	2011 - 2027	Neighborhood District:	Not in a Neighborhood District
Total Project Cost:	\$8,545	Urban Village:	Not in an Urban Village

This project rehabilitates the Newhalem Generator 20 turbine runner and penstock. Placed in service in 1921, the turbine runner and penstock have reached the end of their useful life. This system has a 2.5 megawatts generating capacity of clean renewable power. In addition, it provides emergency power backup to Newhalem and Gorge facilities.

Resources	LTD Actuals	2020 Revised	2021	2022	2023	2024	2025	2026	Total
City Light Fund Revenues	6,096	968	378	50	50	337	340	326	8,545
Total:	6,096	968	378	50	50	337	340	326	8,545
Fund Appropriations / Allocations¹	LTD Actuals	2020 Revised	2021	2022	2023	2024	2025	2026	Total
Light Fund	6,096	968	378	50	50	337	340	326	8,545
Total:	6,096	968	378	50	50	337	340	326	8,545

O&M Impacts: NA

¹Funds are appropriated through the Adopted Budget at the Budget Summary Level. All Amounts shown above are in thousands of dollars

Normal Emergency

Project No:	MC-CL-ZS8379	BSL Code:	BC-CL-Z
Project Type:	Ongoing	BSL Name:	Customer Focused - CIP
Project Category:	Rehabilitation or Restoration	Location:	System wide
Current Project Stage:	N/A	Council District:	Citywide
Start/End Date:	N/A	Neighborhood District:	Not in a Neighborhood District
Total Project Cost:	N/A	Urban Village:	Not in an Urban Village

This ongoing project covers unexpected problems that occur with the electrical system incurred during any single emergency situation that lasts less than 48 hours, such as lightning storms and brief wind storms, and result in necessary repairs that cost over \$5,000.

Resources	LTD Actuals	2020 Revised	2021	2022	2023	2024	2025	2026	Total
City Light Fund Revenues	16,193	904	931	947	963	980	997	995	22,911
Total:	16,193	904	931	947	963	980	997	995	22,911
Fund Appropriations / Allocations ¹	LTD Actuals	2020 Revised	2021	2022	2023	2024	2025	2026	Total
Light Fund	16,193	904	931	947	963	980	997	995	22,911
Total:	16,193	904	931	947	963	980	997	995	22,911

O&M Impacts: NA

North and South Service Center Improvements

Project No:	MC-CL-XF9107	BSL Code:	BC-CL-X
Project Type:	Ongoing	BSL Name:	Power Supply - CIP
Project Category:	Rehabilitation or Restoration	Location:	Outside City of Seattle
Current Project Stage:	N/A	Council District:	Outside City of Seattle
Start/End Date:	N/A	Neighborhood District:	Not in a Neighborhood District
Total Project Cost:	N/A	Urban Village:	Not in an Urban Village

This ongoing project improves office, shop, and storage areas in the North and South Service Centers. The project increases efficiency, productivity, safety improvements and optimal use of space.

Resources	LTD Actuals	2020 Revised	2021	2022	2023	2024	2025	2026	Total
City Light Fund Revenues	13,794	4,613	1,560	6,186	100	200	200	205	26,858
Total:	13,794	4,613	1,560	6,186	100	200	200	205	26,858

Fund Appropriations / Allocations ¹	LTD Actuals	2020 Revised	2021	2022	2023	2024	2025	2026	Total
Light Fund	13,794	4,613	1,560	6,186	100	200	200	205	26,858
Total:	13,794	4,613	1,560	6,186	100	200	200	205	26,858

O&M Impacts: NA

NSC Expansion

Project No:	MC-CL-XF9220	BSL Code:	BC-CL-X
Project Type:	Discrete	BSL Name:	Power Supply - CIP
Project Category:	Rehabilitation or Restoration	Location:	Multiple
Current Project Stage:	Stage 6 - Closeout	Council District:	
Start/End Date:	2013 - 2020	Neighborhood District:	Not in a Neighborhood District
Total Project Cost:	\$692	Urban Village:	Wallingford

This project creates a master plan for the development of City Light's North Service Center (NSC) properties, buildings and workspaces. The plan includes acquiring property, abutting the Service Center that is being offered for sale by the University of Washington and will provide improvements to make this property usable for City Light operations. Additional properties will be acquired, if available, between Stone Way and Aurora Ave to allow further development of the NSC, to the west. The plan also looks at potential vacation of streets and alleys to combine the space into a campus setting that can be better secured for SCL security and safety purposes. The plan could also include the addition of parking, warehouse space, engineering and shop space, a customer service center, and improved access and egress for the NSC.

Resources	LTD Actuals	2020 Revised	2021	2022	2023	2024	2025	2026	Total
City Light Fund Revenues	212	479	-	-	-	-	-	-	692
Total:	212	479	-	-	-	-	-	-	692
Fund Appropriations / Allocations ¹	LTD Actuals	2020 Revised	2021	2022	2023	2024	2025	2026	Total
Light Fund	212	479	-	-	-	-	-	-	692
Total:	212	479	-	-	-	-	-	-	692

O&M Impacts: NA

Office Furniture and Equipment Purchase

Project No:	MC-CL-XF9103	BSL Code:	BC-CL-X
Project Type:	Ongoing	BSL Name:	Power Supply - CIP
Project Category:	New Facility	Location:	System wide
Current Project Stage:	N/A	Council District:	Citywide
Start/End Date:	N/A	Neighborhood District:	Not in a Neighborhood District
Total Project Cost:	N/A	Urban Village:	Not in an Urban Village

This ongoing project provides office equipment and furniture costing more than \$5,000 each. This project furnishes newly created or modified space under the Workplace and Process Improvement program, and replaces aging office furnishings with modular office workstations, conference room ensemble furniture, and major office machines. This project enhances worker safety and morale by purchasing ergonomic furniture and providing modern workspaces.

Resources	LTD Actuals	2020 Revised	2021	2022	2023	2024	2025	2026	Total
City Light Fund Revenues	2,311	1,399	465	306	464	400	750	750	6,845
Total:	2,311	1,399	465	306	464	400	750	750	6,845
Fund Appropriations / Allocations ¹	LTD Actuals	2020 Revised	2021	2022	2023	2024	2025	2026	Total
Light Fund	2,311	1,399	465	306	464	400	750	750	6,845
Total:	2,311	1,399	465	306	464	400	750	750	6,845

O&M Impacts: NA

Outage Management System Phase II Implementation

Project No:	MC-CL-YD9967	BSL Code:	BC-CL-Y
Project Type:	Discrete	BSL Name:	Transmission and Distribution - CIP
Project Category:	Rehabilitation or Restoration	Location:	Citywide
Current Project Stage:	Stage 2 - Initiation, Project Definition, & Planning	Council District:	Multiple
Start/End Date:	2017 - 2021	Neighborhood District:	Multiple
Total Project Cost:	\$6,195	Urban Village:	Multiple

This project funds City Light's Outage Management System (OMS) upgraded in order to maintain its availability as it be available 100% of the time. However, its application, operating system, and database have aged to the point where OMS' availability is at risk. It was fielded in 2011 and has not been significantly modified since. The upgrade of OMS will bring it to a currently supported product version (application, OS, database, physical infrastructure, etc.). The scope of this project is to cover as much as possible of the as-is system, with an additional change to integrate with the ongoing deployment of the Advanced Metering Infrastructure (AMI) initiative.

Resources	LTD Actuals	2020 Revised	2021	2022	2023	2024	2025	2026	Total
City Light Fund Revenues	-	5,095	1,100	-	-	-	-	-	6,195
Total:	-	5,095	1,100	-	-	-	-	-	6,195
Fund Appropriations / Allocations ¹	LTD Actuals	2020 Revised	2021	2022	2023	2024	2025	2026	Total
Light Fund	-	5,095	1,100	-	-	-	-	-	6,195
Total:	-	5,095	1,100	-	-	-	-	-	6,195

O&M Impacts: NA

¹Funds are appropriated through the Adopted Budget at the Budget Summary Level. All Amounts shown above are in thousands of dollars

Overhead 26kV Conversion

Project No:	MC-CL-YR8358	BSL Code:	BC-CL-Y
Project Type:	Ongoing	BSL Name:	Transmission and Distribution - CIP
Project Category:	Rehabilitation or Restoration	Location:	System Wide
Current Project Stage:	N/A	Council District:	Multiple
Start/End Date:	N/A	Neighborhood District:	Multiple
Total Project Cost:	N/A	Urban Village:	Multiple

This ongoing project replaces the 4 kV electrical equipment remaining in the electrical distribution system with new, efficient and reliable 26 kV distribution equipment. This project increases capacity to deliver power to City Light customers, rebuilds and maintains the backbone of City Light's system, saves energy by reducing transformer and line losses, improves quality and reliability of service to customers, and releases unit substation properties for better neighborhood uses.

Resources	LTD Actuals	2020 Revised	2021	2022	2023	2024	2025	2026	Total
City Light Fund Revenues	18,038	1,044	1,777	2,311	2,347	2,383	2,407	1,681	31,988
Total:	18,038	1,044	1,777	2,311	2,347	2,383	2,407	1,681	31,988
Fund Appropriations / Allocations ¹	LTD Actuals	2020 Revised	2021	2022	2023	2024	2025	2026	Total
Light Fund	18,038	1,044	1,777	2,311	2,347	2,383	2,407	1,681	31,988
Total:	18,038	1,044	1,777	2,311	2,347	2,383	2,407	1,681	31,988

O&M Impacts: NA

¹Funds are appropriated through the Adopted Budget at the Budget Summary Level. All Amounts shown above are in thousands of dollars

Overhead and Underground Relocations

Project No:	MC-CL-ZT8369	BSL Code:	BC-CL-Z
Project Type:	Ongoing	BSL Name:	Customer Focused - CIP
Project Category:	New Facility	Location:	System wide
Current Project Stage:	N/A	Council District:	Citywide
Start/End Date:	N/A	Neighborhood District:	Not in a Neighborhood District
Total Project Cost:	N/A	Urban Village:	Not in an Urban Village

This ongoing project moves electrical lines to accommodate or take advantage of transportation-related projects, street vacations, or other projects being constructed by non-City Light agencies. This project addresses modifications to the distribution system, including replacement or modifications of old line segments, poles, and underground facilities, as necessary. Some project costs are paid by City Light and some are paid by the requesting agencies, depending on the circumstances.

Resources	LTD Actuals	2020 Revised	2021	2022	2023	2024	2025	2026	Total
City Light Fund Revenues	23,323	5,935	5,283	6,250	7,597	7,475	7,517	5,733	69,114
Total:	23,323	5,935	5,283	6,250	7,597	7,475	7,517	5,733	69,114
Fund Appropriations / Allocations ¹	LTD Actuals	2020 Revised	2021	2022	2023	2024	2025	2026	Total
Light Fund	23,323	5,935	5,283	6,250	7,597	7,475	7,517	5,733	69,114
Total:	23,323	5,935	5,283	6,250	7,597	7,475	7,517	5,733	69,114

O&M Impacts: NA

¹Funds are appropriated through the Adopted Budget at the Budget Summary Level. All Amounts shown above are in thousands of dollars

Overhead Customer Driven Capacity Additions

Project No:	MC-CL-YR8355	BSL Code:	BC-CL-Y
Project Type:	Ongoing	BSL Name:	Transmission and Distribution - CIP
Project Category:	New Facility	Location:	System wide
Current Project Stage:	N/A	Council District:	Citywide
Start/End Date:	N/A	Neighborhood District:	Not in a Neighborhood District
Total Project Cost:	N/A	Urban Village:	Not in an Urban Village

This ongoing project provides electrical lines from substations to customers' property lines. This project builds new and replaces old line segments, relocates lines for construction clearances and replaces rotten and damaged poles in the distribution system. This work is driven by specific customer projects, for their direct benefit, to identify and upgrade feeders that are affected before the new load from those projects comes online. City Light is reimbursed by the customers for this work.

Resources	LTD Actuals	2020 Revised	2021	2022	2023	2024	2025	2026	Total
City Light Fund Revenues	47,052	5,606	2,826	2,872	2,918	2,966	3,014	1,006	68,260
Total:	47,052	5,606	2,826	2,872	2,918	2,966	3,014	1,006	68,260
Fund Appropriations / Allocations ¹	LTD Actuals	2020 Revised	2021	2022	2023	2024	2025	2026	Total
Light Fund	47,052	5,606	2,826	2,872	2,918	2,966	3,014	1,006	68,260
Total:	47,052	5,606	2,826	2,872	2,918	2,966	3,014	1,006	68,260

O&M Impacts: NA

¹Funds are appropriated through the Adopted Budget at the Budget Summary Level. All Amounts shown above are in thousands of dollars

Overhead Equipment Replacements

Project No:	MC-CL-YR8351	BSL Code:	BC-CL-Y
Project Type:	Ongoing	BSL Name:	Transmission and Distribution - CIP
Project Category:	Rehabilitation or Restoration	Location:	System wide
Current Project Stage:	N/A	Council District:	Citywide
Start/End Date:	N/A	Neighborhood District:	Not in a Neighborhood District
Total Project Cost:	N/A	Urban Village:	Not in an Urban Village

This ongoing project replaces older equipment in City Light's distribution system that is nearing the end of its usable life; is overloaded or is of an outdated design, which requires replacement due to the lack of spare parts. These items include, but are not limited to, poles, cross-arms, transformers, and open-wire secondaries.

Resources	LTD Actuals	2020 Revised	2021	2022	2023	2024	2025	2026	Total
City Light Fund Revenues	138,263	15,543	24,895	32,925	43,966	40,011	40,763	41,500	377,866
Total:	138,263	15,543	24,895	32,925	43,966	40,011	40,763	41,500	377,866
Fund Appropriations / Allocations ¹	LTD Actuals	2020 Revised	2021	2022	2023	2024	2025	2026	Total
Light Fund	138,263	15,543	24,895	32,925	43,966	40,011	40,763	41,500	377,866
Total:	138,263	15,543	24,895	32,925	43,966	40,011	40,763	41,500	377,866

O&M Impacts: NA

¹Funds are appropriated through the Adopted Budget at the Budget Summary Level. All Amounts shown above are in thousands of dollars

Overhead Outage Replacements

Project No:	MC-CL-ZS8350	BSL Code:	BC-CL-Z
Project Type:	Ongoing	BSL Name:	Customer Focused - CIP
Project Category:	Rehabilitation or Restoration	Location:	System wide
Current Project Stage:	N/A	Council District:	Citywide
Start/End Date:	N/A	Neighborhood District:	Not in a Neighborhood District
Total Project Cost:	N/A	Urban Village:	Not in an Urban Village

This ongoing project supports the capitalized portion of work resulting from unplanned, non-emergency, overhead outages. These outages result from events, such as storms, accidents, and equipment failures. The project funds permanent storm repairs and construction of new infrastructure to bypass failing equipment. The project ensures that customers' electric power is restored as quickly as possible.

Resources	LTD Actuals	2020 Revised	2021	2022	2023	2024	2025	2026	Total
City Light Fund Revenues	3,734	1,181	1,035	1,052	1,069	1,087	1,105	1,102	11,365
Total:	3,734	1,181	1,035	1,052	1,069	1,087	1,105	1,102	11,365
Fund Appropriations / Allocations ¹	LTD Actuals	2020 Revised	2021	2022	2023	2024	2025	2026	Total
Light Fund	3,734	1,181	1,035	1,052	1,069	1,087	1,105	1,102	11,365
Total:	3,734	1,181	1,035	1,052	1,069	1,087	1,105	1,102	11,365

O&M Impacts: NA

Overhead System Capacity Additions

Project No:	MC-CL-YR8356	BSL Code:	BC-CL-Y
Project Type:	Ongoing	BSL Name:	Transmission and Distribution - CIP
Project Category:	New Facility	Location:	System wide
Current Project Stage:	N/A	Council District:	Citywide
Start/End Date:	N/A	Neighborhood District:	Not in a Neighborhood District
Total Project Cost:	N/A	Urban Village:	Not in an Urban Village

This ongoing project provides electrical lines from substations to customers' property lines. This project builds new and replaces old line segments, replaces rotten and damaged poles in the distribution system. City Light customers pay for some of this work.

Resources	LTD Actuals	2020 Revised	2021	2022	2023	2024	2025	2026	Total
City Light Fund Revenues	45,263	2,739	3,570	3,608	3,384	3,441	3,499	3,526	69,032
Total:	45,263	2,739	3,570	3,608	3,384	3,441	3,499	3,526	69,032
Fund Appropriations / Allocations ¹	LTD Actuals	2020 Revised	2021	2022	2023	2024	2025	2026	Total
Light Fund	45,263	2,739	3,570	3,608	3,384	3,441	3,499	3,526	69,032
Total:	45,263	2,739	3,570	3,608	3,384	3,441	3,499	3,526	69,032

O&M Impacts: NA

¹Funds are appropriated through the Adopted Budget at the Budget Summary Level. All Amounts shown above are in thousands of dollars

PCB Tracking and Condition Assessment Project

Project No:	MC-CL-YR9974	BSL Code:	BC-CL-Y
Project Type:	Ongoing	BSL Name:	Transmission and Distribution - CIP
Project Category:	Rehabilitation or Restoration	Location:	System Wide
Current Project Stage:	Stage 2 - Initiation, Project Definition, & Planning	Council District:	Multiple
Start/End Date:	N/A	Neighborhood District:	Not in a Neighborhood District
Total Project Cost:	N/A	Urban Village:	Not in an Urban Village

This project funds the purchase and implementation of a system capable of storing and analyzing complex asset condition assessment data, including inspection, testing and sampling results. This project will replace the current XFMR transformer system and would also track the environmental impacts of related transformers. This project was formerly known as "Asset Condition Assessment and Test Tracking System."

Resources	LTD Actuals	2020 Revised	2021	2022	2023	2024	2025	2026	Total
City Light Fund Revenues	-	258	300	300	-	-	-	-	858
Total:	-	258	300	300	-	-	-	-	858

Fund Appropriations / Allocations ¹	LTD Actuals	2020 Revised	2021	2022	2023	2024	2025	2026	Total
Light Fund	-	258	300	300	-	-	-	-	858
Total:	-	258	300	300	-	-	-	-	858

O&M Impacts: NA

Pole Attachments

Project No:	MC-CL-YR8452	BSL Code:	BC-CL-Y
Project Type:	Ongoing	BSL Name:	Transmission and Distribution - CIP
Project Category:	New Facility	Location:	System wide
Current Project Stage:	N/A	Council District:	Citywide
Start/End Date:	N/A	Neighborhood District:	Not in a Neighborhood District
Total Project Cost:	N/A	Urban Village:	Not in an Urban Village

This ongoing project funds utility crews and engineers to prepare City Light poles for the attachment of other communication infrastructure. This work generates additional revenues through pole attachment fees and construction costs, which are fully reimbursable.

Resources	LTD Actuals	2020 Revised	2021	2022	2023	2024	2025	2026	Total
City Light Fund Revenues	47,306	20,233	14,717	7,959	7,307	7,279	7,457	7,830	120,088
Total:	47,306	20,233	14,717	7,959	7,307	7,279	7,457	7,830	120,088

Fund Appropriations / Allocations ¹	LTD Actuals	2020 Revised	2021	2022	2023	2024	2025	2026	Total
Light Fund	47,306	20,233	14,717	7,959	7,307	7,279	7,457	7,830	120,088
Total:	47,306	20,233	14,717	7,959	7,307	7,279	7,457	7,830	120,088

O&M Impacts: NA

Power Production - Network Controls

Project No:	MC-CL-XP6385	BSL Code:	BC-CL-X
Project Type:	Ongoing	BSL Name:	Power Supply - CIP
Project Category:	New Facility	Location:	500 Newhalem Creek Rd, Marblemount, WA 98267
Current Project Stage:	N/A	Council District:	Outside City of Seattle
Start/End Date:	2007 - 2023	Neighborhood District:	Not in a Neighborhood District
Total Project Cost:	N/A	Urban Village:	Not in an Urban Village

This project provides the infrastructure required to install the basic control network and integrate existing, major control systems for a Skagit wide network controls program, to be located at each of the Skagit facilities. This project improves monitoring and control of the Skagit facilities, reduces maintenance and potential outages, and reduces cost and time of maintenance and outages. This project incorporates features that lead to enhanced data acquisition that is part of the NERC requirements.

Resources	LTD Actuals	2020 Revised	2021	2022	2023	2024	2025	2026	Total
City Light Fund Revenues	8,486	434	-	103	307	240	203	43	9,817
Total:	8,486	434	-	103	307	240	203	43	9,817
Fund Appropriations / Allocations ¹	LTD Actuals	2020 Revised	2021	2022	2023	2024	2025	2026	Total
Light Fund	8,486	434	-	103	307	240	203	43	9,817
Total:	8,486	434	-	103	307	240	203	43	9,817

O&M Impacts: NA

RCOS Power Plant Controller Replacement

Project No:	MC-CL-YD9948	BSL Code:	BC-CL-Y
Project Type:	Discrete	BSL Name:	Transmission and Distribution - CIP
Project Category:	New Investment	Location:	System Wide
Current Project Stage:	Stage 1 - Pre-Project Development	Council District:	Multiple
Start/End Date:	2020 - 2021	Neighborhood District:	Not in a Neighborhood District
Total Project Cost:	\$4,560	Urban Village:	Not in an Urban Village

This project replaces the existing end of life Operational Technology (OT) computer system that provides generating unit supervisory control and data acquisition (SCADA) at each of 9 City Light power plants in conjunction with the City Light System Operations Center (SOC) for customer load and power market operation.

Resources	LTD Actuals	2020 Revised	2021	2022	2023	2024	2025	2026	Total
City Light Fund Revenues	-	2,280	2,280	-	-	-	-	-	4,560
Total:	-	2,280	2,280	-	-	-	-	-	4,560
Fund Appropriations / Allocations ¹	LTD Actuals	2020 Revised	2021	2022	2023	2024	2025	2026	Total
Light Fund	-	2,280	2,280	-	-	-	-	-	4,560
Total:	-	2,280	2,280	-	-	-	-	-	4,560

O&M Impacts: NA

Relaying Improvements

Project No:	MC-CL-YS7753	BSL Code:	BC-CL-Y
Project Type:	Ongoing	BSL Name:	Transmission and Distribution - CIP
Project Category:	Rehabilitation or Restoration	Location:	System wide
Current Project Stage:	N/A	Council District:	Citywide
Start/End Date:	N/A	Neighborhood District:	Not in a Neighborhood District
Total Project Cost:	N/A	Urban Village:	Not in an Urban Village

This ongoing project replaces protective relays, to ensure system reliability by protecting the rest of the distribution system from potentially cascading effects if one part fails to operate properly. It upgrades relay technology, allowing remote control and documentation of system events, which enhances the detection and management of equipment problems.

Resources	LTD Actuals	2020 Revised	2021	2022	2023	2024	2025	2026	Total
City Light Fund Revenues	45,670	4,611	4,629	5,125	5,553	5,638	5,387	5,034	81,647
Total:	45,670	4,611	4,629	5,125	5,553	5,638	5,387	5,034	81,647
Fund Appropriations / Allocations ¹	LTD Actuals	2020 Revised	2021	2022	2023	2024	2025	2026	Total
Light Fund	45,670	4,611	4,629	5,125	5,553	5,638	5,387	5,034	81,647
Total:	45,670	4,611	4,629	5,125	5,553	5,638	5,387	5,034	81,647

O&M Impacts: NA

Replace Breakers BPA Covington and Maple Valley Substations

Project No:	MC-CL-YS7121	BSL Code:	BC-CL-Y
Project Type:	Ongoing	BSL Name:	Transmission and Distribution - CIP
Project Category:	Rehabilitation or Restoration	Location:	Kent
Current Project Stage:	N/A	Council District:	TBD
Start/End Date:	N/A	Neighborhood District:	Not in a Neighborhood District
Total Project Cost:	N/A	Urban Village:	Not in an Urban Village

This ongoing project meets the terms of City Light's interconnection agreement with Bonneville Power Administration (BPA) by upgrading breaker capacity in two substations that are owned by BPA, but where City Light is responsible for the breakers.

Resources	LTD Actuals	2020 Revised	2021	2022	2023	2024	2025	2026	Total
City Light Fund Revenues	546	33	11	12	12	12	12	12	649
Total:	546	33	11	12	12	12	12	12	649
Fund Appropriations / Allocations ¹	LTD Actuals	2020 Revised	2021	2022	2023	2024	2025	2026	Total
Light Fund	546	33	11	12	12	12	12	12	649
Total:	546	33	11	12	12	12	12	12	649

O&M Impacts: NA

¹Funds are appropriated through the Adopted Budget at the Budget Summary Level. All Amounts shown above are in thousands of dollars

Ross - 480V AC Station Service Switchgear Replacement

Project No:	MC-CL-XS6580	BSL Code:	BC-CL-X
Project Type:	Ongoing	BSL Name:	Power Supply - CIP
Project Category:	Improved Facility	Location:	Ross Powerhouse
Current Project Stage:	N/A	Council District:	Outside City of Seattle
Start/End Date:	2020 - 2024	Neighborhood District:	Not in a Neighborhood District
Total Project Cost:	N/A	Urban Village:	Outside City of Seattle

This project funds the mitigation of safety hazards at the Ross switchyard by replacing all 480kV circuit breakers with new breakers that allow for remote operation. Policy changes and regulations related to electrical Arc Flash hazards have highlighted safety issues related to this equipment. This project proposes to upgrade and modernize all of the existing 240V and 480V main breakers for all station service switchgear at three powerhouses (Gorge, Diablo, and Ross) at our Skagit Hydro Project.

Resources	LTD Actuals	2020 Revised	2021	2022	2023	2024	2025	2026	Total
City Light Fund Revenues	6	651	-	20	306	398	-	-	1,382
Total:	6	651	-	20	306	398	-	-	1,382
Fund Appropriations / Allocations ¹	LTD Actuals	2020 Revised	2021	2022	2023	2024	2025	2026	Total
Light Fund	6	651	-	20	306	398	-	-	1,382
Total:	6	651	-	20	306	398	-	-	1,382

O&M Impacts: NA

¹Funds are appropriated through the Adopted Budget at the Budget Summary Level. All Amounts shown above are in thousands of dollars

Ross - Exciters 41-44

Project No:	MC-CL-XS6564	BSL Code:	BC-CL-X
Project Type:	Discrete	BSL Name:	Power Supply - CIP
Project Category:	Rehabilitation or Restoration	Location:	Ross Powehouse
Current Project Stage:	Stage 2 - Initiation, Project Definition, & Planning	Council District:	Outside City of Seattle
Start/End Date:	2018 - 2026	Neighborhood District:	Outside City of Seattle
Total Project Cost:	\$4,569	Urban Village:	Outside City of Seattle

This project replaces the excitation systems for the four Ross generating units.

Resources	LTD Actuals	2020 Revised	2021	2022	2023	2024	2025	2026	Total
City Light Fund Revenues	3	2,643	-	-	357	822	633	111	4,569
Total:	3	2,643	-	-	357	822	633	111	4,569
Fund Appropriations / Allocations ¹	LTD Actuals	2020 Revised	2021	2022	2023	2024	2025	2026	Total
Light Fund	3	2,643	-	-	357	822	633	111	4,569
Total:	3	2,643	-	-	357	822	633	111	4,569

O&M Impacts: NA

¹Funds are appropriated through the Adopted Budget at the Budget Summary Level. All Amounts shown above are in thousands of dollars

Ross - Governors

Project No:	MC-CL-XS6562	BSL Code:	BC-CL-X
Project Type:	Discrete	BSL Name:	Power Supply - CIP
Project Category:	Rehabilitation or Restoration	Location:	Ross Powehouse
Current Project Stage:	Stage 4 - Procurement/Bid	Council District:	Outside City of Seattle
Start/End Date:	2015 - 2022	Neighborhood District:	Outside City of Seattle
Total Project Cost:	\$5,134	Urban Village:	Outside City of Seattle

This project replaces governor controls on all four of the Ross Powerhouse generating units.

Resources	LTD Actuals	2020 Revised	2021	2022	2023	2024	2025	2026	Total
City Light Fund Revenues	596	4,152	350	36	-	-	-	-	5,134
Total:	596	4,152	350	36	-	-	-	-	5,134
Fund Appropriations / Allocations ¹	LTD Actuals	2020 Revised	2021	2022	2023	2024	2025	2026	Total
Light Fund	596	4,152	350	36	-	-	-	-	5,134
Total:	596	4,152	350	36	-	-	-	-	5,134

O&M Impacts: NA

Ross - Powerhouse Rockfall Mitigation

Project No:	MC-CL-XS6577	BSL Code:	BC-CL-X
Project Type:	Discrete	BSL Name:	Power Supply - CIP
Project Category:	Rehabilitation or Restoration	Location:	Ross Powehouse
Current Project Stage:	Stage 1 - Pre-Project Development	Council District:	Outside City of Seattle
Start/End Date:	2026 - 2028	Neighborhood District:	Outside City of Seattle
Total Project Cost:	\$3,139	Urban Village:	Outside City of Seattle

This project mitigates risks to the powerhouse by installing rock fall protection measures above the Ross Powerhouse. Specific measure to be implemented will be determined during design but could include rock bolting, rock fencing, rock scaling or other measures.

Resources	LTD Actuals	2020 Revised	2021	2022	2023	2024	2025	2026	Total
City Light Fund Revenues	-	-	-	-	-	-	-	105	105
Total:	-	-	-	-	-	-	-	105	105
Fund Appropriations / Allocations ¹	LTD Actuals	2020 Revised	2021	2022	2023	2024	2025	2026	Total
Light Fund	-	-	-	-	-	-	-	105	105
Total:	-	-	-	-	-	-	-	105	105

O&M Impacts: NA

Ross Dam - AC/DC Distribution System Upgrade

Project No:	MC-CL-XS6373	BSL Code:	BC-CL-X
Project Type:	Discrete	BSL Name:	Power Supply - CIP
Project Category:	Rehabilitation or Restoration	Location:	Milepost 128 State Highway 20
Current Project Stage:	Stage 3 - Design	Council District:	Outside City of Seattle
Start/End Date:	2005 - 2026	Neighborhood District:	Not in a Neighborhood District
Total Project Cost:	\$13,336	Urban Village:	Not in an Urban Village

This project upgrades aging AC electrical distribution system at Ross Dam with a new electrical distribution system. It installs conduit, ducting, distribution panels and wire. It improves the 4 kV system, improves lighting, and provides improvements on top of the dam including a center substation room, emergency generator, valve houses, and a 130-volt battery bank. New conduit and conductors improve reliability of spillgate operations and other dam operations requiring electric power. New electrical equipment, new lighting, and the addition of emergency lighting allow staff greater operational flexibility, safety, and efficiency.

Resources	LTD Actuals	2020 Revised	2021	2022	2023	2024	2025	2026	Total
City Light Fund Revenues	3,428	3,863	1,898	1,151	1,042	1,006	892	56	13,336
Total:	3,428	3,863	1,898	1,151	1,042	1,006	892	56	13,336
Fund Appropriations / Allocations ¹	LTD Actuals	2020 Revised	2021	2022	2023	2024	2025	2026	Total
Light Fund	3,428	3,863	1,898	1,151	1,042	1,006	892	56	13,336
Total:	3,428	3,863	1,898	1,151	1,042	1,006	892	56	13,336

O&M Impacts: NA

¹Funds are appropriated through the Adopted Budget at the Budget Summary Level. All Amounts shown above are in thousands of dollars

Ross Powerhouse - Programmable Language Controller Upgrade

Project No:	MC-CL-XS6376	BSL Code:	BC-CL-X
Project Type:	Discrete	BSL Name:	Power Supply - CIP
Project Category:	Rehabilitation or Restoration	Location:	Milepost 128 State Highway 20
Current Project Stage:	Stage 2 - Initiation, Project Definition, & Planning	Council District:	Outside City of Seattle
Start/End Date:	2008 - 2025	Neighborhood District:	Not in a Neighborhood District
Total Project Cost:	\$2,212	Urban Village:	Not in an Urban Village

This project replaces the five Ross Dam Powerhouse Programmable Logic Controllers (PLC). There is one PLC for each of the four generator units, and a fifth PLC monitoring other critical powerhouse equipment. The project improves City Light's ability to make programming enhancements commensurate with operational and regulatory needs, assures comprehensive and correct documentation, and delivers a 24VDC system that eliminates the need of LOTO (Lock-Out/Tag-Out) safety procedures. It provides redundancy, which yields the ability to perform remote start-stop and other control functions of the generators.

Resources	LTD Actuals	2020 Revised	2021	2022	2023	2024	2025	2026	Total
City Light Fund Revenues	95	417	-	901	739	59	-	-	2,212
Total:	95	417	-	901	739	59	-	-	2,212
Fund Appropriations / Allocations ¹	LTD Actuals	2020 Revised	2021	2022	2023	2024	2025	2026	Total
Light Fund	95	417	-	901	739	59	-	-	2,212
Total:	95	417	-	901	739	59	-	-	2,212

O&M Impacts: NA

¹Funds are appropriated through the Adopted Budget at the Budget Summary Level. All Amounts shown above are in thousands of dollars

Safety Modifications

Project No:	MC-CL-XF9006	BSL Code:	BC-CL-X
Project Type:	Ongoing	BSL Name:	Power Supply - CIP
Project Category:	Rehabilitation or Restoration	Location:	Citywide
Current Project Stage:	N/A	Council District:	Citywide
Start/End Date:	N/A	Neighborhood District:	Not in a Neighborhood District
Total Project Cost:	N/A	Urban Village:	Not in an Urban Village

This ongoing project modifies City Light's facilities and provides equipment to correct imminent and critical safety hazards. The project includes upgrades and revisions to systems, equipment and operations, properties and facilities, as needed to comply with safety regulations and best practices for a safe, efficient, and secure work environment.

Resources	LTD Actuals	2020 Revised	2021	2022	2023	2024	2025	2026	Total
City Light Fund Revenues	4,645	2,816	2,216	1,694	701	701	701	713	14,188
Total:	4,645	2,816	2,216	1,694	701	701	701	713	14,188
Fund Appropriations / Allocations ¹	LTD Actuals	2020 Revised	2021	2022	2023	2024	2025	2026	Total
Light Fund	4,645	2,816	2,216	1,694	701	701	701	713	14,188
Total:	4,645	2,816	2,216	1,694	701	701	701	713	14,188

O&M Impacts: NA

¹Funds are appropriated through the Adopted Budget at the Budget Summary Level. All Amounts shown above are in thousands of dollars

Seattle Waterfront Streetlight Installation

Project No:	MC-CL-ZL8481	BSL Code:	BC-CL-Z
Project Type:	Discrete	BSL Name:	Customer Focused - CIP
Project Category:	Rehabilitation or Restoration	Location:	1312 Western AVE
Current Project Stage:	Stage 4 - Procurement/Bid	Council District:	Council District 7
Start/End Date:	2017 - 2022	Neighborhood District:	Not in a Neighborhood District
Total Project Cost:	\$16,744	Urban Village:	Not in an Urban Village

This project funds the street lighting associated with the bored tunnel hybrid plan for the Alaskan Way Viaduct replacement which is a project that will result in the City rebuilding Alaskan Way, led by the Office of the Waterfront.

Resources	LTD Actuals	2020 Revised	2021	2022	2023	2024	2025	2026	Total
City Light Fund Revenues	1,107	5,325	3,927	6,385	-	-	-	-	16,744
Total:	1,107	5,325	3,927	6,385	-	-	-	-	16,744
Fund Appropriations / Allocations¹	LTD Actuals	2020 Revised	2021	2022	2023	2024	2025	2026	Total
Light Fund	1,107	5,325	3,927	6,385	-	-	-	-	16,744
Total:	1,107	5,325	3,927	6,385	-	-	-	-	16,744

O&M Impacts: NA

Security Improvements

Project No:	MC-CL-YD9202	BSL Code:	BC-CL-Y
Project Type:	Ongoing	BSL Name:	Transmission and Distribution - CIP
Project Category:	New Facility	Location:	System wide
Current Project Stage:	N/A	Council District:	Citywide
Start/End Date:	N/A	Neighborhood District:	Not in a Neighborhood District
Total Project Cost:	N/A	Urban Village:	Not in an Urban Village

This ongoing program plans, designs and implements projects, improving the physical security of City Light critical facilities, in order to mitigate unauthorized access and criminal activities that could cause significant system damage, power outages, and other related disruptions to the electrical system. The project reduces the risk of sabotage, vandalism, theft, and terrorism that can result in the loss of valuable infrastructure for generation and distribution of power. The project also reduces risk of noncompliance with North American Reliability Council (NERC) 1200 Standards, adopted May 2, 2006, to improve security at critical facilities that house command and control systems. It enhances reliability of the power system in the Pacific Northwest, reduces the risk of lost revenues, and reduces the jeopardy to public safety and emergency response due to loss of lifeline services such as medical services, water and wastewater systems, communications, law enforcement, banking, transportation system, etc.

Resources	LTD Actuals	2020 Revised	2021	2022	2023	2024	2025	2026	Total
City Light Fund Revenues	28,720	8,837	2,211	2,326	1,414	1,406	1,406	2,019	48,340
Total:	28,720	8,837	2,211	2,326	1,414	1,406	1,406	2,019	48,340
Fund Appropriations / Allocations ¹	LTD Actuals	2020 Revised	2021	2022	2023	2024	2025	2026	Total
Light Fund	28,720	8,837	2,211	2,326	1,414	1,406	1,406	2,019	48,340
Total:	28,720	8,837	2,211	2,326	1,414	1,406	1,406	2,019	48,340

O&M Impacts: NA

Seismic Mitigation

Project No:	MC-CL-XF9134	BSL Code:	BC-CL-X
Project Type:	Ongoing	BSL Name:	Power Supply - CIP
Project Category:	Rehabilitation or Restoration	Location:	Outside City of Seattle
Current Project Stage:	N/A	Council District:	Outside City of Seattle
Start/End Date:	N/A	Neighborhood District:	Not in a Neighborhood District
Total Project Cost:	N/A	Urban Village:	Not in an Urban Village

This ongoing project funds structural upgrades to buildings. This project is for miscellaneous, unidentified seismic issues other than the Georgetown Steam Plant, Service Centers and Substations, which are funded through other projects. The project protects City Light's assets, employees, customers, visitors, equipment, and materials.

Resources	LTD Actuals	2020 Revised	2021	2022	2023	2024	2025	2026	Total
City Light Fund Revenues	1,185	5,595	1,364	-	1,002	902	862	906	11,814
Total:	1,185	5,595	1,364	-	1,002	902	862	906	11,814
Fund Appropriations / Allocations ¹	LTD Actuals	2020 Revised	2021	2022	2023	2024	2025	2026	Total
Light Fund	1,185	5,595	1,364	-	1,002	902	862	906	11,814
Total:	1,185	5,595	1,364	-	1,002	902	862	906	11,814

O&M Impacts: NA

Skagit - Babcock Creek Crossing

Project No:	MC-CL-XS6514	BSL Code:	BC-CL-X
Project Type:	Discrete	BSL Name:	Power Supply - CIP
Project Category:	Rehabilitation or Restoration	Location:	Newhalem Creek Rd, Marblemount, WA 98267
Current Project Stage:	Stage 3 - Design	Council District:	Outside City of Seattle
Start/End Date:	2015 - 2026	Neighborhood District:	Outside City of Seattle
Total Project Cost:	\$1,122	Urban Village:	Outside City of Seattle

This project will construct a permanent and more stable crossing across Babcock Creek, near Newhalem. The road to Babcock Creek provides access to a critical communication tower and currently only has a temporary bridge crossing it. The permanent crossing will be either a bridge or vented ford.

Resources	LTD Actuals	2020 Revised	2021	2022	2023	2024	2025	2026	Total
City Light Fund Revenues	263	741	-	-	-	-	-	118	1,122
Total:	263	741	-	-	-	-	-	118	1,122
Fund Appropriations / Allocations ¹	LTD Actuals	2020 Revised	2021	2022	2023	2024	2025	2026	Total
Light Fund	263	741	-	-	-	-	-	118	1,122
Total:	263	741	-	-	-	-	-	118	1,122

O&M Impacts: NA

¹Funds are appropriated through the Adopted Budget at the Budget Summary Level. All Amounts shown above are in thousands of dollars

Skagit - Boat Facility Improvements

Project No:	MC-CL-XS6540	BSL Code:	BC-CL-X
Project Type:	Ongoing	BSL Name:	Power Supply - CIP
Project Category:	Rehabilitation or Restoration	Location:	Newhalem Creek Rd, Marblemount, WA 98267
Current Project Stage:	N/A	Council District:	Outside City of Seattle
Start/End Date:	2015 - 2021	Neighborhood District:	Outside City of Seattle
Total Project Cost:	N/A	Urban Village:	Outside City of Seattle

This project provides design and construction of several new structures to support industrial and recreational boat operations on our Skagit reservoirs. Structures include a new tour dock, new dry dock, additions to the existing boat houses and a new barge landing in Diablo. The project provides improved visitor access for the Skagit Boat Tour, safer boat fueling facilities, reduced impact of snowfall on boats, consolidated barge landings, and improved dry docks.

Resources	LTD Actuals	2020 Revised	2021	2022	2023	2024	2025	2026	Total
City Light Fund Revenues	3,269	1,427	899	-	-	-	-	-	5,595
Total:	3,269	1,427	899	-	-	-	-	-	5,595
Fund Appropriations / Allocations ¹	LTD Actuals	2020 Revised	2021	2022	2023	2024	2025	2026	Total
Light Fund	3,269	1,427	899	-	-	-	-	-	5,595
Total:	3,269	1,427	899	-	-	-	-	-	5,595

O&M Impacts: NA

¹Funds are appropriated through the Adopted Budget at the Budget Summary Level. All Amounts shown above are in thousands of dollars

Skagit - DC Battery System

Project No:	MC-CL-XS6583	BSL Code:	BC-CL-X
Project Type:	Discrete	BSL Name:	Power Supply - CIP
Project Category:	Rehabilitation or Restoration	Location:	System Wide
Current Project Stage:	Stage 3 - Design	Council District:	Outside City of Seattle
Start/End Date:	2015 - 2025	Neighborhood District:	Not in a Neighborhood District
Total Project Cost:	\$5,669	Urban Village:	Not in an Urban Village

This project will replace/upgrade the existing DC battery banks at the Skagit project.

Resources	LTD Actuals	2020 Revised	2021	2022	2023	2024	2025	2026	Total
City Light Fund Revenues	2,480	624	288	186	663	1,067	361	-	5,669
Total:	2,480	624	288	186	663	1,067	361	-	5,669
Fund Appropriations / Allocations ¹	LTD Actuals	2020 Revised	2021	2022	2023	2024	2025	2026	Total
Light Fund	2,480	624	288	186	663	1,067	361	-	5,669
Total:	2,480	624	288	186	663	1,067	361	-	5,669

O&M Impacts: NA

¹Funds are appropriated through the Adopted Budget at the Budget Summary Level. All Amounts shown above are in thousands of dollars

Skagit - Relicensing

Project No:	MC-CL-XS6986	BSL Code:	BC-CL-X
Project Type:	Ongoing	BSL Name:	Power Supply - CIP
Project Category:	New Investment	Location:	Newhalem Creek Rd, Marblemount, WA 98267
Current Project Stage:	N/A	Council District:	Outside City of Seattle
Start/End Date:	N/A	Neighborhood District:	Outside City of Seattle
Total Project Cost:	N/A	Urban Village:	Outside City of Seattle

This ongoing project provides support of the relicensing activities for the Skagit River Hydroelectric Project including support of staff, environmental studies, documentation, and consultation needed to submit an application to relicense the project. Relicensing work will begin in 2019. The current Federal Energy Regulatory Commission (FERC) license for the Skagit Project expires in 2025, and the license application is due for submission to FERC in May 2023.

Resources	LTD Actuals	2020 Revised	2021	2022	2023	2024	2025	2026	Total
City Light Fund Revenues	4,877	9,018	13,858	26,724	5,345	2,500	2,500	1,000	65,822
Total:	4,877	9,018	13,858	26,724	5,345	2,500	2,500	1,000	65,822
Fund Appropriations / Allocations ¹	LTD Actuals	2020 Revised	2021	2022	2023	2024	2025	2026	Total
Light Fund	4,877	9,018	13,858	26,724	5,345	2,500	2,500	1,000	65,822
Total:	4,877	9,018	13,858	26,724	5,345	2,500	2,500	1,000	65,822

O&M Impacts: NA

¹Funds are appropriated through the Adopted Budget at the Budget Summary Level. All Amounts shown above are in thousands of dollars

Skagit - Sewer System Rehabilitation

Project No:	MC-CL-XS6232	BSL Code:	BC-CL-X
Project Type:	Discrete	BSL Name:	Power Supply - CIP
Project Category:	Rehabilitation or Restoration	Location:	Milepost 126 State Highway 20
Current Project Stage:	Stage 1 - Pre-Project Development	Council District:	Outside City of Seattle
Start/End Date:	2015 - 2026	Neighborhood District:	Not in a Neighborhood District
Total Project Cost:	\$6,139	Urban Village:	Not in an Urban Village

This project replaces or repairs numerous sewer pipe breaks, leaks, and sags in the combined Skagit River sewer/drainage collection system, located at the Diablo Dam site and also provides major renovations to the aging Newhalem wastewater treatment plant. This project eliminates potential overloads in the sewage treatment plant that can cause pollution of the Skagit River and surrounding soil contamination.

Resources	LTD Actuals	2020 Revised	2021	2022	2023	2024	2025	2026	Total
City Light Fund Revenues	4,979	470	-	-	-	400	-	290	6,139
Total:	4,979	470	-	-	-	400	-	290	6,139
Fund Appropriations / Allocations ¹	LTD Actuals	2020 Revised	2021	2022	2023	2024	2025	2026	Total
Light Fund	4,979	470	-	-	-	400	-	290	6,139
Total:	4,979	470	-	-	-	400	-	290	6,139

O&M Impacts: NA

Skagit Facilities Plan

Project No:	MC-CL-XS6520	BSL Code:	BC-CL-X
Project Type:	Ongoing	BSL Name:	Power Supply - CIP
Project Category:	Rehabilitation or Restoration	Location:	Newhalem Creek Rd, Marblemount, WA 98267
Current Project Stage:	N/A	Council District:	Outside City of Seattle
Start/End Date:	2010 - 2021	Neighborhood District:	Outside City of Seattle
Total Project Cost:	N/A	Urban Village:	Outside City of Seattle

This project implements a comprehensive facility plan to optimize buildings and structures at two Skagit town sites. The project preserves essential facilities that support SCL's power production needs, and retains important civic, cultural, and historic features in keeping with the historic preservation requirements of the Skagit FERC Licensing agreement. The project will reduce operational costs by dismantling and removing surplus facilities that require significant on-going maintenance.

Resources	LTD Actuals	2020 Revised	2021	2022	2023	2024	2025	2026	Total
City Light Fund Revenues	4,111	3,460	526	-	-	-	-	-	8,097
Total:	4,111	3,460	526	-	-	-	-	-	8,097
Fund Appropriations / Allocations ¹	LTD Actuals	2020 Revised	2021	2022	2023	2024	2025	2026	Total
Light Fund	4,111	3,460	526	-	-	-	-	-	8,097
Total:	4,111	3,460	526	-	-	-	-	-	8,097

O&M Impacts: NA

¹Funds are appropriated through the Adopted Budget at the Budget Summary Level. All Amounts shown above are in thousands of dollars

Skagit Facilities Plan Phase 2

Project No:	MC-CL-XS6521	BSL Code:	BC-CL-X
Project Type:	Ongoing	BSL Name:	Power Supply - CIP
Project Category:	Rehabilitation or Restoration	Location:	System Wide
Current Project Stage:	N/A	Council District:	Outside City of Seattle
Start/End Date:	2019 - 2026	Neighborhood District:	Not in a Neighborhood District
Total Project Cost:	N/A	Urban Village:	Not in an Urban Village

This project upgrades and replaces several facilities that support power generation at the Skagit including a new security office, employee housing, upgraded maintenance shops and emergency facilities.

Resources	LTD Actuals	2020 Revised	2021	2022	2023	2024	2025	2026	Total
City Light Fund Revenues	33	3,183	67	121	417	1,125	1,000	459	6,405
Total:	33	3,183	67	121	417	1,125	1,000	459	6,405
Fund Appropriations / Allocations ¹	LTD Actuals	2020 Revised	2021	2022	2023	2024	2025	2026	Total
Light Fund	33	3,183	67	121	417	1,125	1,000	459	6,405
Total:	33	3,183	67	121	417	1,125	1,000	459	6,405

O&M Impacts: NA

Skagit Facility - Minor Improvements Program

Project No:	MC-CL-XS6405	BSL Code:	BC-CL-X
Project Type:	Ongoing	BSL Name:	Power Supply - CIP
Project Category:	Rehabilitation or Restoration	Location:	500 Newhalem Creek Rd, Marblemount, WA 98267
Current Project Stage:	N/A	Council District:	Outside City of Seattle
Start/End Date:	N/A	Neighborhood District:	Not in a Neighborhood District
Total Project Cost:	N/A	Urban Village:	Not in an Urban Village

This ongoing project provides financial coverage for emergent capital projects related to all Skagit Facilities, which are by definition, unforeseeable, unscheduled, unpredictable, and occur on a first-come, first serve basis. In addition, it funds scheduled, small capital projects that have cost estimates less than \$25,000.

Resources	LTD Actuals	2020 Revised	2021	2022	2023	2024	2025	2026	Total
City Light Fund Revenues	30,561	5,628	2,176	2,300	3,146	6,647	5,360	6,710	62,526
Total:	30,561	5,628	2,176	2,300	3,146	6,647	5,360	6,710	62,526
Fund Appropriations / Allocations ¹	LTD Actuals	2020 Revised	2021	2022	2023	2024	2025	2026	Total
Light Fund	30,561	5,628	2,176	2,300	3,146	6,647	5,360	6,710	62,526
Total:	30,561	5,628	2,176	2,300	3,146	6,647	5,360	6,710	62,526

O&M Impacts: NA

¹Funds are appropriated through the Adopted Budget at the Budget Summary Level. All Amounts shown above are in thousands of dollars

Skagit Facility Conservation

Project No:	MC-CL-XS6515	BSL Code:	BC-CL-X
Project Type:	Ongoing	BSL Name:	Power Supply - CIP
Project Category:	Rehabilitation or Restoration	Location:	Newhalem Creek Rd, Marblemount WA 98267
Current Project Stage:	N/A	Council District:	Outside City of Seattle
Start/End Date:	N/A	Neighborhood District:	Outside City of Seattle
Total Project Cost:	N/A	Urban Village:	Not in an Urban Village

This project provides funding for structural improvements to existing facilities at Skagit, both residential and commercial. It replaces lights, windows, and HVAC systems, insulates buildings, and performs related work. The project dramatically reduces the amount of energy expended to keep structures warm or cool depending upon the season.

Resources	LTD Actuals	2020 Revised	2021	2022	2023	2024	2025	2026	Total
City Light Fund Revenues	571	3,696	259	16	50	409	270	2	5,274
Total:	571	3,696	259	16	50	409	270	2	5,274
Fund Appropriations / Allocations ¹	LTD Actuals	2020 Revised	2021	2022	2023	2024	2025	2026	Total
Light Fund	571	3,696	259	16	50	409	270	2	5,274
Total:	571	3,696	259	16	50	409	270	2	5,274

O&M Impacts: NA

¹Funds are appropriated through the Adopted Budget at the Budget Summary Level. All Amounts shown above are in thousands of dollars

Skagit Licensing Mitigation

Project No:	MC-CL-XS6991	BSL Code:	BC-CL-X
Project Type:	Ongoing	BSL Name:	Power Supply - CIP
Project Category:	Rehabilitation or Restoration	Location:	500 Newhalem Creek Rd
Current Project Stage:	N/A	Council District:	Outside City of Seattle
Start/End Date:	N/A	Neighborhood District:	Not in a Neighborhood District
Total Project Cost:	N/A	Urban Village:	Not in an Urban Village

This ongoing project enhances and protects wildlife habitat on utility owned land in the Upper Skagit River and South Fork Nooksack River valleys to meet the obligations outlined in City Light's 1995 Skagit license. It includes land acquisition, restoration, and management.

Resources	LTD Actuals	2020 Revised	2021	2022	2023	2024	2025	2026	Total
City Light Fund Revenues	4,052	525	86	82	84	131	64	64	5,088
Total:	4,052	525	86	82	84	131	64	64	5,088
Fund Appropriations / Allocations ¹	LTD Actuals	2020 Revised	2021	2022	2023	2024	2025	2026	Total
Light Fund	4,052	525	86	82	84	131	64	64	5,088
Total:	4,052	525	86	82	84	131	64	64	5,088

O&M Impacts: NA

¹Funds are appropriated through the Adopted Budget at the Budget Summary Level. All Amounts shown above are in thousands of dollars

Skagit Powerhouses - Install Protection Relays

Project No:	MC-CL-XS6415	BSL Code:	BC-CL-X
Project Type:	Ongoing	BSL Name:	Power Supply - CIP
Project Category:	Rehabilitation or Restoration	Location:	500 Newhalem Creek Rd, Marblemount, WA 98267
Current Project Stage:	N/A	Council District:	Outside City of Seattle
Start/End Date:	2005 - 2026	Neighborhood District:	Not in a Neighborhood District
Total Project Cost:	\$10,179	Urban Village:	Not in an Urban Village

This project enhances generating reliability by adding protective relays to generating systems at the Ross, Diablo, and Gorge plants, whose generator protective relays do not meet present IEEE Standards. The project funds the addition of microprocessor relays to the existing system, certain auxiliary protective equipment, and modifies the design of the existing protection system to upgrade functionality. This will limit the potential for damage when surges and faults occur in transmission lines due to lightning strikes, load rejections, and other unexpected events.

Resources	LTD Actuals	2020 Revised	2021	2022	2023	2024	2025	2026	Total
City Light Fund Revenues	7,884	467	-	-	-	455	1,427	1,078	11,310
Total:	7,884	467	-	-	-	455	1,427	1,078	11,310
Fund Appropriations / Allocations ¹	LTD Actuals	2020 Revised	2021	2022	2023	2024	2025	2026	Total
Light Fund	7,884	467	-	-	-	455	1,427	1,078	11,310
Total:	7,884	467	-	-	-	455	1,427	1,078	11,310

O&M Impacts: NA

¹Funds are appropriated through the Adopted Budget at the Budget Summary Level. All Amounts shown above are in thousands of dollars

Small Overhead and Underground Services

Project No:	MC-CL-ZS8367	BSL Code:	BC-CL-Z
Project Type:	Ongoing	BSL Name:	Customer Focused - CIP
Project Category:	New Facility	Location:	System wide
Current Project Stage:	N/A	Council District:	Citywide
Start/End Date:	N/A	Neighborhood District:	Not in a Neighborhood District
Total Project Cost:	N/A	Urban Village:	Not in an Urban Village

This ongoing project provides small size electric power service connections from Seattle City Light's distribution system to the customer's meter for power requirements of less than 50 KVA and 26 kV radial services. Most of this related work is billable to the customer. The project allows Seattle City Light to provide service to new customers in a safe, reliable, timely, and cost effective manner as a means to fulfill its commitment to be a customer and community-focused organization.

Resources	LTD Actuals	2020 Revised	2021	2022	2023	2024	2025	2026	Total
City Light Fund Revenues	80,269	5,020	5,719	5,807	5,897	5,988	6,082	6,167	120,950
Total:	80,269	5,020	5,719	5,807	5,897	5,988	6,082	6,167	120,950
Fund Appropriations / Allocations ¹	LTD Actuals	2020 Revised	2021	2022	2023	2024	2025	2026	Total
Light Fund	80,269	5,020	5,719	5,807	5,897	5,988	6,082	6,167	120,950
Total:	80,269	5,020	5,719	5,807	5,897	5,988	6,082	6,167	120,950

O&M Impacts: NA

Solar Microgrid for Resilience

Project No:	MC-CL-XF9238	BSL Code:	BC-CL-X
Project Type:	Discrete	BSL Name:	Power Supply - CIP
Project Category:	New Investment	Location:	TBD
Current Project Stage:	Stage 2 - Initiation, Project Definition, & Planning	Council District:	TBD
Start/End Date:	2016 - 2021	Neighborhood District:	Not in a Neighborhood District
Total Project Cost:	\$5,148	Urban Village:	Not in an Urban Village

This project provides construction of an islandable microgrid located at a City of Seattle designated emergency shelter such as a community center, where a solar photovoltaic (PV) system coupled with an appropriately-sized battery energy storage system will be installed. The project provides backup power to support critical emergency facilities and services during extended power outages when electricity distribution facilities are down due to a catastrophic event, such as an earthquake, severe windstorm (or associated flooding), fire or landslide. Smart microgrids improve resiliency and reliability, minimize carbon footprints, and reduce costs. This project positions City Light as one of the utilities in the forefront of an innovative application of microgrids and serve as a testbed for testing and operating not just the microgrid, but the solar and battery energy storage system equipment as well. The Washington State Dept. of Commerce will grant the utility approximately half of the funding to cover the costs for this project.

Resources	LTD Actuals	2020 Revised	2021	2022	2023	2024	2025	2026	Total
City Light Fund Revenues	1,682	3,465	-	-	-	-	-	-	5,148
Total:	1,682	3,465	-	-	-	-	-	-	5,148
Fund Appropriations / Allocations ¹	LTD Actuals	2020 Revised	2021	2022	2023	2024	2025	2026	Total
Light Fund	1,682	3,465	-	-	-	-	-	-	5,148
Total:	1,682	3,465	-	-	-	-	-	-	5,148

O&M Impacts: NA

Sound Transit - City Light System Upgrades

Project No:	MC-CL-ZT8475	BSL Code:	BC-CL-Z
Project Type:	Discrete	BSL Name:	Customer Focused - CIP
Project Category:	Improved Facility	Location:	City Wide
Current Project Stage:	Stage 3 - Design	Council District:	Multiple
Start/End Date:	2017 - 2021	Neighborhood District:	Multiple
Total Project Cost:	\$1,075	Urban Village:	Multiple

This project increases the capacity of City Light power distribution systems to serve increased power requirements projected for Sound Transit's Link system. Initial upgrades will be in the Capitol Hill Sound Transit Station area. Construction there may be underway in 2017. Other areas projected to need power distribution system upgrades include area between the International District Station and Lake Washington, the University of Washington Station area, areas in the Rainier valley, and some areas along the proposed Lynnwood Link line.

Resources	LTD Actuals	2020 Revised	2021	2022	2023	2024	2025	2026	Total
City Light Fund Revenues	75	1,001	-	-	-	-	-	-	1,075
Total:	75	1,001	-	-	-	-	-	-	1,075
Fund Appropriations / Allocations ¹	LTD Actuals	2020 Revised	2021	2022	2023	2024	2025	2026	Total
Light Fund	75	1,001	-	-	-	-	-	-	1,075
Total:	75	1,001	-	-	-	-	-	-	1,075

O&M Impacts: NA

Sound Transit 3 - City Light

Project No:	MC-CL-ZT8467	BSL Code:	BC-CL-Z
Project Type:	Ongoing	BSL Name:	Customer Focused - CIP
Project Category:	New Facility	Location:	Citywide
Current Project Stage:	N/A	Council District:	Multiple
Start/End Date:	N/A	Neighborhood District:	Not in a Neighborhood District
Total Project Cost:	N/A	Urban Village:	Not in an Urban Village

This project funds the engineering and construction of relocated and/or new Seattle City Light facilities required for two new light rail lines and related transit facilities from downtown Seattle to Ballard and West Seattle, approved in November 2017 as part of the Sound Transit 3 initiative. City Light activities include engineering and construction of electric power feeder relocations and upgrades, power services for the planned light rail lines, and various other tasks. Sound Transit's plans will require City Light work through several future budget cycles.

Resources	LTD Actuals	2020 Revised	2021	2022	2023	2024	2025	2026	Total
City Light Fund Revenues	-	707	376	530	572	577	97	213	3,073
Total:	-	707	376	530	572	577	97	213	3,073
Fund Appropriations / Allocations ¹	LTD Actuals	2020 Revised	2021	2022	2023	2024	2025	2026	Total
Light Fund	-	707	376	530	572	577	97	213	3,073
Total:	-	707	376	530	572	577	97	213	3,073

O&M Impacts: NA

Sound Transit Light Rail East Link - City Light

Project No:	MC-CL-ZT8450	BSL Code:	BC-CL-Z
Project Type:	Discrete	BSL Name:	Customer Focused - CIP
Project Category:	New Facility	Location:	I-90
Current Project Stage:	Stage 6 - Closeout	Council District:	Outside City of Seattle
Start/End Date:	2011 - 2021	Neighborhood District:	Central
Total Project Cost:	\$2,169	Urban Village:	Not in an Urban Village

This project plans for and relocates City Light's electrical facilities, as required by state law, enabling Sound Transit's construction of the East LINK light rail line from Seattle's International District Station to the Bellevue Redmond area. The department also plans to work with Sound Transit on a memorandum of agreement regarding cost reimbursement for its work, which is expected to be 100% reimbursable in keeping with past work with Sound Transit.

Resources	LTD Actuals	2020 Revised	2021	2022	2023	2024	2025	2026	Total
City Light Fund Revenues	1,706	462	-	-	-	-	-	-	2,169
Total:	1,706	462	-	-	-	-	-	-	2,169
Fund Appropriations / Allocations ¹	LTD Actuals	2020 Revised	2021	2022	2023	2024	2025	2026	Total
Light Fund	1,706	462	-	-	-	-	-	-	2,169
Total:	1,706	462	-	-	-	-	-	-	2,169

O&M Impacts: NA

Sound Transit Lynnwood - City Light

Project No:	MC-CL-ZT8471	BSL Code:	BC-CL-Z
Project Type:	Discrete	BSL Name:	Customer Focused - CIP
Project Category:	Rehabilitation or Restoration	Location:	City Wide
Current Project Stage:	Stage 5 - Construction	Council District:	Outside City of Seattle
Start/End Date:	2015 - 2023	Neighborhood District:	Outside City of Seattle
Total Project Cost:	\$12,932	Urban Village:	Outside City of Seattle

This project supports Sound Transit's Lynnwood Link, which will extend from the Northgate Transit Center at 5th Ave NE & NE 100th Street to our service area boundary at NE 200th Street, near the I-5 Right of Way. This project will include 100 blocks of relocations, a significant fraction of which will convert lines from overhead to underground. The project will install two feeders for each of the light rail line's traction power stations and upgrade the radial system's capacity where needed to serve the new load. The low and medium power service connections for the line's stations will be handled through the existing service projects, ?business as usual.?

Resources	LTD Actuals	2020 Revised	2021	2022	2023	2024	2025	2026	Total
City Light Fund Revenues	4,858	1,732	2,818	1,069	33	-	-	-	10,510
Total:	4,858	1,732	2,818	1,069	33	-	-	-	10,510
Fund Appropriations / Allocations ¹	LTD Actuals	2020 Revised	2021	2022	2023	2024	2025	2026	Total
Light Fund	4,858	1,732	2,818	1,069	33	-	-	-	10,510
Total:	4,858	1,732	2,818	1,069	33	-	-	-	10,510

O&M Impacts: NA

Special Work Equipment - Generation Plant

Project No:	MC-CL-XP6102	BSL Code:	BC-CL-X
Project Type:	Ongoing	BSL Name:	Power Supply - CIP
Project Category:	Rehabilitation or Restoration	Location:	Outside City of Seattle
Current Project Stage:	N/A	Council District:	Outside City of Seattle
Start/End Date:	N/A	Neighborhood District:	Not in a Neighborhood District
Total Project Cost:	N/A	Urban Village:	Not in an Urban Village

This ongoing project provides for the purchase of machinery and tools, and special work equipment to be used for operations activities of the Generation Branch, which include all the utility's generating sites, to ensure timely and efficient maintenance of generation facilities. Purchases are based on a five-year plan to ensure updates for technological improvements.

Resources	LTD Actuals	2020 Revised	2021	2022	2023	2024	2025	2026	Total
City Light Fund Revenues	8,765	2,762	922	922	-	-	-	-	13,370
Total:	8,765	2,762	922	922	-	-	-	-	13,370
Fund Appropriations / Allocations ¹	LTD Actuals	2020 Revised	2021	2022	2023	2024	2025	2026	Total
Light Fund	8,765	2,762	922	922	-	-	-	-	13,370
Total:	8,765	2,762	922	922	-	-	-	-	13,370

O&M Impacts: NA

Special Work Equipment - Other Plant

Project No:	MC-CL-YD9102	BSL Code:	BC-CL-Y
Project Type:	Ongoing	BSL Name:	Transmission and Distribution - CIP
Project Category:	Rehabilitation or Restoration	Location:	System wide
Current Project Stage:	N/A	Council District:	Citywide
Start/End Date:	N/A	Neighborhood District:	Not in a Neighborhood District
Total Project Cost:	N/A	Urban Village:	Not in an Urban Village

This ongoing project provides new tools and work equipment to replace old or broken tools for all individual City Light units, except those required at the generation plants or substations, which have their own capital projects for special work equipment. The project ensures that field crews and other employees can accomplish their work assignments. The project supports the Department's goals of safety, productivity and employee morale.

Resources	LTD Actuals	2020 Revised	2021	2022	2023	2024	2025	2026	Total
City Light Fund Revenues	10,684	1,843	794	787	780	774	769	765	17,196
Total:	10,684	1,843	794	787	780	774	769	765	17,196
Fund Appropriations / Allocations ¹	LTD Actuals	2020 Revised	2021	2022	2023	2024	2025	2026	Total
Light Fund	10,684	1,843	794	787	780	774	769	765	17,196
Total:	10,684	1,843	794	787	780	774	769	765	17,196

O&M Impacts: NA

¹Funds are appropriated through the Adopted Budget at the Budget Summary Level. All Amounts shown above are in thousands of dollars

Special Work Equipment - Shops

Project No:	MC-CL-XF8389	BSL Code:	BC-CL-X
Project Type:	Ongoing	BSL Name:	Power Supply - CIP
Project Category:	Rehabilitation or Restoration	Location:	System wide
Current Project Stage:	N/A	Council District:	Citywide
Start/End Date:	N/A	Neighborhood District:	Not in a Neighborhood District
Total Project Cost:	N/A	Urban Village:	Not in an Urban Village

This ongoing project provides new tools and work equipment to replace outdated equipment and testing software that is no longer supported. The project updates technical systems to current standards and provides the tools to ensure that City Light transformers are safe and will last up to and beyond the average life span for this equipment.

Resources	LTD Actuals	2020 Revised	2021	2022	2023	2024	2025	2026	Total
City Light Fund Revenues	1,648	921	292	292	323	333	342	350	4,501
Total:	1,648	921	292	292	323	333	342	350	4,501
Fund Appropriations / Allocations ¹	LTD Actuals	2020 Revised	2021	2022	2023	2024	2025	2026	Total
Light Fund	1,648	921	292	292	323	333	342	350	4,501
Total:	1,648	921	292	292	323	333	342	350	4,501

O&M Impacts: NA

¹Funds are appropriated through the Adopted Budget at the Budget Summary Level. All Amounts shown above are in thousands of dollars

Special Work Equipment - Tech Metering

Project No:	MC-CL-YN8485	BSL Code:	BC-CL-Y
Project Type:	Ongoing	BSL Name:	Transmission and Distribution - CIP
Project Category:	Rehabilitation or Restoration	Location:	System Wide
Current Project Stage:	N/A	Council District:	Multiple
Start/End Date:	N/A	Neighborhood District:	Not in a Neighborhood District
Total Project Cost:	N/A	Urban Village:	Not in an Urban Village

This ongoing project provides new work equipment to replace old or broken tools (that cost more than \$5000) for Tech Metering. The project supports the Department's goals of safety, productivity and employee morale.

Resources	LTD Actuals	2020 Revised	2021	2022	2023	2024	2025	2026	Total
City Light Fund Revenues	-	402	100	100	200	200	200	-	1,202
Total:	-	402	100	100	200	200	200	-	1,202
Fund Appropriations / Allocations ¹	LTD Actuals	2020 Revised	2021	2022	2023	2024	2025	2026	Total
Light Fund	-	402	100	100	200	200	200	-	1,202
Total:	-	402	100	100	200	200	200	-	1,202

O&M Impacts: NA

¹Funds are appropriated through the Adopted Budget at the Budget Summary Level. All Amounts shown above are in thousands of dollars

ST Northlink - City Light

Project No:	MC-CL-ZT8427	BSL Code:	BC-CL-Z
Project Type:	Discrete	BSL Name:	Customer Focused - CIP
Project Category:	New Facility	Location:	University District /Roosevelt/Northgate
Current Project Stage:	Stage 6 - Closeout	Council District:	
Start/End Date:	2010 - 2021	Neighborhood District:	Northwest
Total Project Cost:	\$707	Urban Village:	Multiple

This project provides management and construction of SCL's utility relocations and feeder construction needed for Sound Transit to build the North Link light rail line to the proposed Sound Transit Northgate Station, from the University of Washington Station, as part of the design and construction agreements made between the City of Seattle and Sound Transit.

Resources	LTD Actuals	2020 Revised	2021	2022	2023	2024	2025	2026	Total
City Light Fund Revenues	387	320	-	-	-	-	-	-	707
Total:	387	320	-	-	-	-	-	-	707
Fund Appropriations / Allocations ¹	LTD Actuals	2020 Revised	2021	2022	2023	2024	2025	2026	Total
Light Fund	387	320	-	-	-	-	-	-	707
Total:	387	320	-	-	-	-	-	-	707

O&M Impacts: NA

¹Funds are appropriated through the Adopted Budget at the Budget Summary Level. All Amounts shown above are in thousands of dollars

State Route 520 Bridge Relocations

Project No:	MC-CL-ZT8435	BSL Code:	BC-CL-Z
Project Type:	Discrete	BSL Name:	Customer Focused - CIP
Project Category:	Rehabilitation or Restoration	Location:	SR 520 / Lake Washington
Current Project Stage:	Stage 5 - Construction	Council District:	Citywide
Start/End Date:	2017 - 2023	Neighborhood District:	Not in a Neighborhood District
Total Project Cost:	\$1,155	Urban Village:	Not in an Urban Village

This project relocates electrical infrastructure to support WSDOT's replacement of the State Route 520 Bridge from Montlake to I-5. This project is projected to be fully reimbursable to SCL from WSDOT.

Resources	LTD Actuals	2020 Revised	2021	2022	2023	2024	2025	2026	Total
City Light Fund Revenues	214	731	22	141	46	-	-	-	1,155
Total:	214	731	22	141	46	-	-	-	1,155
Fund Appropriations / Allocations ¹	LTD Actuals	2020 Revised	2021	2022	2023	2024	2025	2026	Total
Light Fund	214	731	22	141	46	-	-	-	1,155
Total:	214	731	22	141	46	-	-	-	1,155

O&M Impacts: NA

¹Funds are appropriated through the Adopted Budget at the Budget Summary Level. All Amounts shown above are in thousands of dollars

Stormwater Compliance

Project No:	MC-CL-YD9236	BSL Code:	BC-CL-Y
Project Type:	Ongoing	BSL Name:	Transmission and Distribution - CIP
Project Category:	Rehabilitation or Restoration	Location:	City Wide
Current Project Stage:	N/A	Council District:	
Start/End Date:	2017 - 2020	Neighborhood District:	Multiple
Total Project Cost:	N/A	Urban Village:	Multiple

This ongoing project funds the installation of lighted canopies and the associated drainage improvements that are necessary to bring City Light into compliance with the current rules and regulations. As a result of a City wide storm water audit and several surprise inspections from the Department of Ecology, it was discovered that there are several areas where measures are needed to bring City Light’s storm water protection program into compliance. Some of our facilities drain directly to Superfund sites and the successful implementation of a compliant storm water system not only reduces our liability in the short term, but it has a direct impact on the amount of funding we may be ordered to provide for the cleanup of current and future Superfund sites. Currently, City Light stores raw materials (gravel, cold mix, backfill material, vegetative matter), salvage material (wire, metal products, electronics, transformers, poles) and warehouse materials (timbers, unfinished metal, galvanized poles) outside, where product can leach into the drainage systems.

Resources	LTD Actuals	2020 Revised	2021	2022	2023	2024	2025	2026	Total
City Light Fund Revenues	226	785	-	-	-	-	-	-	1,011
Total:	226	785	-	-	-	-	-	-	1,011
Fund Appropriations / Allocations ¹	LTD Actuals	2020 Revised	2021	2022	2023	2024	2025	2026	Total
Light Fund	226	785	-	-	-	-	-	-	1,011
Total:	226	785	-	-	-	-	-	-	1,011

O&M Impacts: NA

Streetlight LED Conversion Program

Project No:	MC-CL-ZL8441	BSL Code:	BC-CL-Z
Project Type:	Ongoing	BSL Name:	Customer Focused - CIP
Project Category:	Rehabilitation or Restoration	Location:	Citywide
Current Project Stage:	N/A	Council District:	Multiple
Start/End Date:	N/A	Neighborhood District:	Multiple
Total Project Cost:	N/A	Urban Village:	Multiple

This ongoing project upgrades streetlights with LED fixtures, which will reduce annual energy consumption by 40% (for those lights replaced), provide Greenhouse Gas avoidance of 5,446 metric tons of carbon per year, and reduce maintenance cost of the Utility's streetlight system. With a total system conversion, it is estimated that annual operating costs will be reduced \$3.7 Million per year. The savings in energy and maintenance costs will pay for the initial investment within the life of the new system.

Resources	LTD Actuals	2020 Revised	2021	2022	2023	2024	2025	2026	Total
City Light Fund Revenues	39,355	7,910	1,611	2,983	1,960	2,016	3,355	6,163	65,353
Total:	39,355	7,910	1,611	2,983	1,960	2,016	3,355	6,163	65,353
Fund Appropriations / Allocations ¹	LTD Actuals	2020 Revised	2021	2022	2023	2024	2025	2026	Total
Light Fund	39,355	7,910	1,611	2,983	1,960	2,016	3,355	6,163	65,353
Total:	39,355	7,910	1,611	2,983	1,960	2,016	3,355	6,163	65,353

O&M Impacts: NA

Streetlights: Arterial, Residential and Floodlights

Project No:	MC-CL-ZL8378	BSL Code:	BC-CL-Z
Project Type:	Ongoing	BSL Name:	Customer Focused - CIP
Project Category:	Rehabilitation or Restoration	Location:	System wide
Current Project Stage:	N/A	Council District:	Citywide
Start/End Date:	N/A	Neighborhood District:	Not in a Neighborhood District
Total Project Cost:	N/A	Urban Village:	Not in an Urban Village

This ongoing project provides street lighting as requested by various taxing jurisdictions and other customers. Streetlights and floodlights are provided in public right of way, and on private property, for either public or private benefit.

Resources	LTD Actuals	2020 Revised	2021	2022	2023	2024	2025	2026	Total
City Light Fund Revenues	36,625	7,218	1,568	4,334	2,967	2,658	3,214	4,573	63,157
Total:	36,625	7,218	1,568	4,334	2,967	2,658	3,214	4,573	63,157
Fund Appropriations / Allocations ¹	LTD Actuals	2020 Revised	2021	2022	2023	2024	2025	2026	Total
Light Fund	36,625	7,218	1,568	4,334	2,967	2,658	3,214	4,573	63,157
Total:	36,625	7,218	1,568	4,334	2,967	2,658	3,214	4,573	63,157

O&M Impacts: NA

Substation Automation

Project No:	MC-CL-YS8424	BSL Code:	BC-CL-Y
Project Type:	Ongoing	BSL Name:	Transmission and Distribution - CIP
Project Category:	Rehabilitation or Restoration	Location:	System wide
Current Project Stage:	N/A	Council District:	Citywide
Start/End Date:	N/A	Neighborhood District:	Not in a Neighborhood District
Total Project Cost:	N/A	Urban Village:	Not in an Urban Village

This ongoing project replaces and upgrades substation automation systems, including Remote Terminal Units (RTU) and annunciators, in each of City Light's fourteen substations, and upgrades equipment at two substations annually. The project reduces the likelihood and length of system outages due to failure as the current equipment is wearing out and cannot be replaced in kind because the equipment is no longer manufactured. The project also enhances energy efficiency, and reduces the probability of fines from appropriate governing bodies if loss of a substation, due to equipment failure, causes instability of the western interconnection grid and/or loss of load.

Resources	LTD Actuals	2020 Revised	2021	2022	2023	2024	2025	2026	Total
City Light Fund Revenues	9,351	1,613	1,260	1,280	1,317	1,337	1,359	1,549	19,066
Total:	9,351	1,613	1,260	1,280	1,317	1,337	1,359	1,549	19,066
Fund Appropriations / Allocations ¹	LTD Actuals	2020 Revised	2021	2022	2023	2024	2025	2026	Total
Light Fund	9,351	1,613	1,260	1,280	1,317	1,337	1,359	1,549	19,066
Total:	9,351	1,613	1,260	1,280	1,317	1,337	1,359	1,549	19,066

O&M Impacts: NA

¹Funds are appropriated through the Adopted Budget at the Budget Summary Level. All Amounts shown above are in thousands of dollars

Substation Breaker Replacements and Reliability Additions

Project No:	MC-CL-YS7779	BSL Code:	BC-CL-Y
Project Type:	Ongoing	BSL Name:	Transmission and Distribution - CIP
Project Category:	Rehabilitation or Restoration	Location:	System wide
Current Project Stage:	N/A	Council District:	Citywide
Start/End Date:	N/A	Neighborhood District:	Not in a Neighborhood District
Total Project Cost:	N/A	Urban Village:	Not in an Urban Village

This ongoing project funds the review of City Light's inventory of approximately 400 transmission and distribution voltage circuit breakers. It determines which have the greatest wear, gas or oil leaks, maintenance cost, and service stress. It replaces those circuit breakers with the priority given to those with the highest risk of failure.

Resources	LTD Actuals	2020 Revised	2021	2022	2023	2024	2025	2026	Total
City Light Fund Revenues	46,282	7,635	7,482	8,970	8,098	8,100	7,003	7,635	101,205
Total:	46,282	7,635	7,482	8,970	8,098	8,100	7,003	7,635	101,205
Fund Appropriations / Allocations ¹	LTD Actuals	2020 Revised	2021	2022	2023	2024	2025	2026	Total
Light Fund	46,282	7,635	7,482	8,970	8,098	8,100	7,003	7,635	101,205
Total:	46,282	7,635	7,482	8,970	8,098	8,100	7,003	7,635	101,205

O&M Impacts: NA

Substation Capacity Additions

Project No:	MC-CL-YS7751	BSL Code:	BC-CL-Y
Project Type:	Ongoing	BSL Name:	Transmission and Distribution - CIP
Project Category:	New Facility	Location:	System wide
Current Project Stage:	N/A	Council District:	Citywide
Start/End Date:	N/A	Neighborhood District:	Not in a Neighborhood District
Total Project Cost:	N/A	Urban Village:	Not in an Urban Village

This ongoing project adds new infrastructure to existing substations and systems, adds capacity to existing substations to meet increasing load demands, and enhances safety, reliability, and efficiency in the transmission of power from the substations to the distribution system.

Resources	LTD Actuals	2020 Revised	2021	2022	2023	2024	2025	2026	Total
City Light Fund Revenues	13,957	2,463	2,203	2,212	2,804	2,408	2,303	2,383	30,733
Total:	13,957	2,463	2,203	2,212	2,804	2,408	2,303	2,383	30,733
Fund Appropriations / Allocations ¹	LTD Actuals	2020 Revised	2021	2022	2023	2024	2025	2026	Total
Light Fund	13,957	2,463	2,203	2,212	2,804	2,408	2,303	2,383	30,733
Total:	13,957	2,463	2,203	2,212	2,804	2,408	2,303	2,383	30,733

O&M Impacts: NA

¹Funds are appropriated through the Adopted Budget at the Budget Summary Level. All Amounts shown above are in thousands of dollars

Substation Comprehensive Improvements

Project No:	MC-CL-XF9161	BSL Code:	BC-CL-X
Project Type:	Ongoing	BSL Name:	Power Supply - CIP
Project Category:	New Facility	Location:	System wide
Current Project Stage:	N/A	Council District:	Citywide
Start/End Date:	N/A	Neighborhood District:	Not in a Neighborhood District
Total Project Cost:	N/A	Urban Village:	Not in an Urban Village

This ongoing project funds substation improvements identified in City Light's Comprehensive Facilities Plan, seismic fitness reports, and periodic inspections targeting transmission and distribution buildings. The project implements items necessary to support assigned personnel, such as lunchroom and locker room facilities required by the union contracts, as well as structural and mechanical corrections and enhancements at substation facilities.

Resources	LTD Actuals	2020 Revised	2021	2022	2023	2024	2025	2026	Total
City Light Fund Revenues	3,319	295	295	1,311	3,344	3,345	2,038	2,704	16,652
Total:	3,319	295	295	1,311	3,344	3,345	2,038	2,704	16,652
Fund Appropriations / Allocations ¹	LTD Actuals	2020 Revised	2021	2022	2023	2024	2025	2026	Total
Light Fund	3,319	295	295	1,311	3,344	3,345	2,038	2,704	16,652
Total:	3,319	295	295	1,311	3,344	3,345	2,038	2,704	16,652

O&M Impacts: NA

Substation Equipment Improvements

Project No:	MC-CL-YS7752	BSL Code:	BC-CL-Y
Project Type:	Ongoing	BSL Name:	Transmission and Distribution - CIP
Project Category:	Rehabilitation or Restoration	Location:	System wide
Current Project Stage:	N/A	Council District:	Citywide
Start/End Date:	N/A	Neighborhood District:	Not in a Neighborhood District
Total Project Cost:	N/A	Urban Village:	Not in an Urban Village

This ongoing project adds, replaces and upgrades substation equipment, particularly the substation electrical and control equipment. The project maintains or improves system reliability, permits compliance with high voltage and environmental regulations, and ensures safe work sites. The project allows remote control and monitoring of substation equipment from the System Control Center, which facilitates faster response time to correct system instability or outages.

Resources	LTD Actuals	2020 Revised	2021	2022	2023	2024	2025	2026	Total
City Light Fund Revenues	54,585	5,864	6,426	6,165	6,529	7,813	6,227	6,297	99,907
Total:	54,585	5,864	6,426	6,165	6,529	7,813	6,227	6,297	99,907
Fund Appropriations / Allocations ¹	LTD Actuals	2020 Revised	2021	2022	2023	2024	2025	2026	Total
Light Fund	54,585	5,864	6,426	6,165	6,529	7,813	6,227	6,297	99,907
Total:	54,585	5,864	6,426	6,165	6,529	7,813	6,227	6,297	99,907

O&M Impacts: NA

¹Funds are appropriated through the Adopted Budget at the Budget Summary Level. All Amounts shown above are in thousands of dollars

Substation Plant Improvements

Project No:	MC-CL-YS7750	BSL Code:	BC-CL-Y
Project Type:	Ongoing	BSL Name:	Transmission and Distribution - CIP
Project Category:	Rehabilitation or Restoration	Location:	System wide
Current Project Stage:	N/A	Council District:	Citywide
Start/End Date:	N/A	Neighborhood District:	Not in a Neighborhood District
Total Project Cost:	N/A	Urban Village:	Not in an Urban Village

This ongoing project upgrades and retrofits substation buildings, their facilities and systems, and related structures. The project includes environmental improvements, and removal and replacement of outdated utilities and structures. The project provides station security, safe working conditions, and improvements in related services, such as water, sewer, and lighting.

Resources	LTD Actuals	2020 Revised	2021	2022	2023	2024	2025	2026	Total
City Light Fund Revenues	8,393	1,512	1,046	1,118	941	1,035	1,056	851	15,952
Total:	8,393	1,512	1,046	1,118	941	1,035	1,056	851	15,952
Fund Appropriations / Allocations ¹	LTD Actuals	2020 Revised	2021	2022	2023	2024	2025	2026	Total
Light Fund	8,393	1,512	1,046	1,118	941	1,035	1,056	851	15,952
Total:	8,393	1,512	1,046	1,118	941	1,035	1,056	851	15,952

O&M Impacts: NA

Substation Transformer Replacements

Project No:	MC-CL-YS7776	BSL Code:	BC-CL-Y
Project Type:	Ongoing	BSL Name:	Transmission and Distribution - CIP
Project Category:	Rehabilitation or Restoration	Location:	2136 N 163rd St, Shoreline
Current Project Stage:	N/A	Council District:	Outside City of Seattle
Start/End Date:	N/A	Neighborhood District:	Not in a Neighborhood District
Total Project Cost:	N/A	Urban Village:	Not in an Urban Village

This project funds the review of power transformers at substations and determines dissolved gas concentration, insulation aging, oil leaks, maintenance cost, service stress, and fault interrupting history. The project replaces transformers prioritized by those with the highest risk of failure, or those presenting substation capacity limits. The project enhances system reliability by replacing aging substation transformers before they fail in service.

Resources	LTD Actuals	2020 Revised	2021	2022	2023	2024	2025	2026	Total
City Light Fund Revenues	13,379	7,414	5,047	5,115	2,629	3,099	4,844	4,989	46,516
Total:	13,379	7,414	5,047	5,115	2,629	3,099	4,844	4,989	46,516
Fund Appropriations / Allocations ¹	LTD Actuals	2020 Revised	2021	2022	2023	2024	2025	2026	Total
Light Fund	13,379	7,414	5,047	5,115	2,629	3,099	4,844	4,989	46,516
Total:	13,379	7,414	5,047	5,115	2,629	3,099	4,844	4,989	46,516

O&M Impacts: NA

¹Funds are appropriated through the Adopted Budget at the Budget Summary Level. All Amounts shown above are in thousands of dollars

Substations Demand Driven Improvements

Project No:	MC-CL-YS7755	BSL Code:	BC-CL-Y
Project Type:	Ongoing	BSL Name:	Transmission and Distribution - CIP
Project Category:	New Facility	Location:	System wide
Current Project Stage:	N/A	Council District:	Citywide
Start/End Date:	N/A	Neighborhood District:	Not in a Neighborhood District
Total Project Cost:	N/A	Urban Village:	Not in an Urban Village

This ongoing project enables City Light to perform cooperative work on shared lines and systems that other electrical utilities in the region periodically ask City Light to do.

Resources	LTD Actuals	2020 Revised	2021	2022	2023	2024	2025	2026	Total
City Light Fund Revenues	525	16	5	6	6	6	6	6	575
Total:	525	16	5	6	6	6	6	6	575
Fund Appropriations / Allocations ¹	LTD Actuals	2020 Revised	2021	2022	2023	2024	2025	2026	Total
Light Fund	525	16	5	6	6	6	6	6	575
Total:	525	16	5	6	6	6	6	6	575

O&M Impacts: NA

Substations Oil Containment

Project No:	MC-CL-YS7783	BSL Code:	BC-CL-Y
Project Type:	Ongoing	BSL Name:	Transmission and Distribution - CIP
Project Category:	Rehabilitation or Restoration	Location:	System wide
Current Project Stage:	N/A	Council District:	Citywide
Start/End Date:	N/A	Neighborhood District:	Not in a Neighborhood District
Total Project Cost:	N/A	Urban Village:	Not in an Urban Village

This ongoing project brings City Light's Power Substations into compliance with the federal Clean Water Act. By federal law, owners or operators of oil containing equipment, such as our substation transformers, must provide facilities that will prevent spilled oil from reaching any streams or open bodies of water.

Resources	LTD Actuals	2020 Revised	2021	2022	2023	2024	2025	2026	Total
City Light Fund Revenues	50	332	217	554	375	380	386	228	2,522
Total:	50	332	217	554	375	380	386	228	2,522
Fund Appropriations / Allocations ¹	LTD Actuals	2020 Revised	2021	2022	2023	2024	2025	2026	Total
Light Fund	50	332	217	554	375	380	386	228	2,522
Total:	50	332	217	554	375	380	386	228	2,522

O&M Impacts: NA

¹Funds are appropriated through the Adopted Budget at the Budget Summary Level. All Amounts shown above are in thousands of dollars

Tolt Relicensing

Project No:	MC-CL-XC6985	BSL Code:	BC-CL-X
Project Type:	Ongoing	BSL Name:	Power Supply - CIP
Project Category:	Rehabilitation or Restoration	Location:	Tolt River Dam
Current Project Stage:	N/A	Council District:	Outside City of Seattle
Start/End Date:	N/A	Neighborhood District:	Outside City of Seattle
Total Project Cost:	N/A	Urban Village:	Not in an Urban Village

This project funds the necessary documentation with the FERC by June 2027 to either acquire a new operating license for the Project or decommission it. South Fork Tolt Hydroelectric Project (the Project) FERC License expires in July 2029. Without a license the Project cannot be legally operated. The FERC relicensing process will require preparing and filing a Notice of Intent (NOI), Preliminary Application Document (PAD), and Preliminary and Final License Applications. The PAD, which is due in 2024, will be a substantial document requiring consultant assistance and additional City Light staff resources. Work will need to begin in 2021 to prepare the PAD and start the relicensing process. The main study phase of relicensing will occur in 2025 and 2026, which will require consultant and agency support for studies, reporting, and preparation of the license application which is due in 2027. If City Light were to decide to cease operating the Project instead of relicensing it, a Decommissioning Application would need to be filed, which requires many of the same elements and funding to complete this work.

Resources	LTD Actuals	2020 Revised	2021	2022	2023	2024	2025	2026	Total
City Light Fund Revenues	-	-	285	1,441	1,772	1,621	6,443	6,413	17,975
Total:	-	-	285	1,441	1,772	1,621	6,443	6,413	17,975
Fund Appropriations / Allocations ¹	LTD Actuals	2020 Revised	2021	2022	2023	2024	2025	2026	Total
Light Fund	-	-	285	1,441	1,772	1,621	6,443	6,413	17,975
Total:	-	-	285	1,441	1,772	1,621	6,443	6,413	17,975

O&M Impacts:

¹Funds are appropriated through the Adopted Budget at the Budget Summary Level. All Amounts shown above are in thousands of dollars

Transmission & Generation Radio Systems

Project No:	MC-CL-YD9108	BSL Code:	BC-CL-Y
Project Type:	Ongoing	BSL Name:	Transmission and Distribution - CIP
Project Category:	Rehabilitation or Restoration	Location:	System wide
Current Project Stage:	N/A	Council District:	Citywide
Start/End Date:	N/A	Neighborhood District:	Not in a Neighborhood District
Total Project Cost:	N/A	Urban Village:	Not in an Urban Village

This ongoing project builds or replaces communications infrastructure consisting of fiber optic rings, digital microwave, telephone networks, and two-way radio systems. This project provides City Light with command and control capabilities for the operation of the electrical system. This project ensures the safe, reliable, and efficient operation of the system and positions City Light to meet the Federal Energy Regulatory Commission's vital communications systems requirements.

Resources	LTD Actuals	2020 Revised	2021	2022	2023	2024	2025	2026	Total
City Light Fund Revenues	10,454	1,024	658	657	791	702	703	950	15,940
Total:	10,454	1,024	658	657	791	702	703	950	15,940
Fund Appropriations / Allocations ¹	LTD Actuals	2020 Revised	2021	2022	2023	2024	2025	2026	Total
Light Fund	10,454	1,024	658	657	791	702	703	950	15,940
Total:	10,454	1,024	658	657	791	702	703	950	15,940

O&M Impacts: NA

¹Funds are appropriated through the Adopted Budget at the Budget Summary Level. All Amounts shown above are in thousands of dollars

Transmission Capacity

Project No:	MC-CL-YT7011	BSL Code:	BC-CL-Y
Project Type:	Ongoing	BSL Name:	Transmission and Distribution - CIP
Project Category:	Rehabilitation or Restoration	Location:	System wide
Current Project Stage:	N/A	Council District:	Citywide
Start/End Date:	N/A	Neighborhood District:	Not in a Neighborhood District
Total Project Cost:	N/A	Urban Village:	Not in an Urban Village

This ongoing project upgrades transmission lines, builds new lines, relocates lines, and provides for other system needs related to the transmission system. The project enhances City Light's transmission capacity, which is the available power capacity to meet the load on the transmission system.

Resources	LTD Actuals	2020 Revised	2021	2022	2023	2024	2025	2026	Total
City Light Fund Revenues	5,215	23	24	24	38	15	16	17	5,373
Total:	5,215	23	24	24	38	15	16	17	5,373
Fund Appropriations / Allocations ¹	LTD Actuals	2020 Revised	2021	2022	2023	2024	2025	2026	Total
Light Fund	5,215	23	24	24	38	15	16	17	5,373
Total:	5,215	23	24	24	38	15	16	17	5,373

O&M Impacts: NA

¹Funds are appropriated through the Adopted Budget at the Budget Summary Level. All Amounts shown above are in thousands of dollars

Transmission Inter-Agency

Project No:	MC-CL-YT7105	BSL Code:	BC-CL-Y
Project Type:	Ongoing	BSL Name:	Transmission and Distribution - CIP
Project Category:	Rehabilitation or Restoration	Location:	System wide
Current Project Stage:	N/A	Council District:	Citywide
Start/End Date:	N/A	Neighborhood District:	Not in a Neighborhood District
Total Project Cost:	N/A	Urban Village:	Not in an Urban Village

This ongoing project provides demand-driven improvements to City Light's transmission system, including reimbursable transmission work and relocations of transmission equipment to meet customer, other utility, agency, and regulatory requirements. It permits Seattle City Light to meet its duties to relocate facilities at the request of other agencies.

Resources	LTD Actuals	2020 Revised	2021	2022	2023	2024	2025	2026	Total
City Light Fund Revenues	2,911	631	606	568	599	584	586	626	7,110
Total:	2,911	631	606	568	599	584	586	626	7,110
Fund Appropriations / Allocations ¹	LTD Actuals	2020 Revised	2021	2022	2023	2024	2025	2026	Total
Light Fund	2,911	631	606	568	599	584	586	626	7,110
Total:	2,911	631	606	568	599	584	586	626	7,110

O&M Impacts: NA

¹Funds are appropriated through the Adopted Budget at the Budget Summary Level. All Amounts shown above are in thousands of dollars

Transmission Line Inductor Installation

Project No:	MC-CL-YT8461	BSL Code:	BC-CL-Y
Project Type:	Discrete	BSL Name:	Transmission and Distribution - CIP
Project Category:	Rehabilitation or Restoration	Location:	System wide
Current Project Stage:	Stage 5 - Construction	Council District:	Citywide
Start/End Date:	2015 - 2021	Neighborhood District:	Not in a Neighborhood District
Total Project Cost:	\$37,405	Urban Village:	Not in an Urban Village

This project addresses the issue of increased electric transmission congestion load growth in the Puget Sound Area. The project funds the installation of inductors or phase shifting transformers which curtail the flow of power through the Seattle area, while improving customer and asset strengths and maintaining reliability.

Resources	LTD Actuals	2020 Revised	2021	2022	2023	2024	2025	2026	Total
City Light Fund Revenues	17,487	15,922	3,995	-	-	-	-	-	37,405
Total:	17,487	15,922	3,995	-	-	-	-	-	37,405
Fund Appropriations / Allocations ¹	LTD Actuals	2020 Revised	2021	2022	2023	2024	2025	2026	Total
Light Fund	17,487	15,922	3,995	-	-	-	-	-	37,405
Total:	17,487	15,922	3,995	-	-	-	-	-	37,405

O&M Impacts: NA

¹Funds are appropriated through the Adopted Budget at the Budget Summary Level. All Amounts shown above are in thousands of dollars

Transmission Line Reconductoring

Project No:	MC-CL-YT8462	BSL Code:	BC-CL-Y
Project Type:	Discrete	BSL Name:	Transmission and Distribution - CIP
Project Category:	Rehabilitation or Restoration	Location:	System wide
Current Project Stage:	Stage 6 - Closeout	Council District:	Citywide
Start/End Date:	2015 - 2019	Neighborhood District:	Not in a Neighborhood District
Total Project Cost:	\$5,078	Urban Village:	Not in an Urban Village

This project addresses the issue of increased electric transmission congestion load growth in the Puget Sound Area by increasing the capacity of the Bothell-SnoKing double circuit 230kv line to meet area reliability requirements. The project funds the re-conductoring of both the Bothell-SnoKing double circuit 230kV line and the Delridge-Duwamish 230kV line to increase capacity and meet regional reliability requirements.

Resources	LTD Actuals	2020 Revised	2021	2022	2023	2024	2025	2026	Total
City Light Fund Revenues	5,043	35	-	-	-	-	-	-	5,078
Total:	5,043	35	-	-	-	-	-	-	5,078
Fund Appropriations / Allocations ¹	LTD Actuals	2020 Revised	2021	2022	2023	2024	2025	2026	Total
Light Fund	5,043	35	-	-	-	-	-	-	5,078
Total:	5,043	35	-	-	-	-	-	-	5,078

O&M Impacts: NA

¹Funds are appropriated through the Adopted Budget at the Budget Summary Level. All Amounts shown above are in thousands of dollars

Transmission Reliability

Project No:	MC-CL-YT7104	BSL Code:	BC-CL-Y
Project Type:	Ongoing	BSL Name:	Transmission and Distribution - CIP
Project Category:	Rehabilitation or Restoration	Location:	System wide
Current Project Stage:	N/A	Council District:	Citywide
Start/End Date:	N/A	Neighborhood District:	Not in a Neighborhood District
Total Project Cost:	N/A	Urban Village:	Not in an Urban Village

This ongoing project replaces the worst one percent of City Light's transmission structures and conductors each year. This project also provides engineering, construction, and related work; improving and maintaining the reliability of the overhead or underground transmission system.

Resources	LTD Actuals	2020 Revised	2021	2022	2023	2024	2025	2026	Total
City Light Fund Revenues	30,422	1,108	1,864	2,956	3,923	3,093	2,820	3,512	49,698
Total:	30,422	1,108	1,864	2,956	3,923	3,093	2,820	3,512	49,698

Fund Appropriations / Allocations ¹	LTD Actuals	2020 Revised	2021	2022	2023	2024	2025	2026	Total
Light Fund	30,422	1,108	1,864	2,956	3,923	3,093	2,820	3,512	49,698
Total:	30,422	1,108	1,864	2,956	3,923	3,093	2,820	3,512	49,698

O&M Impacts: NA

¹Funds are appropriated through the Adopted Budget at the Budget Summary Level. All Amounts shown above are in thousands of dollars

Transmission Tower Refurbishment

Project No:	MC-CL-YT7130	BSL Code:	BC-CL-Y
Project Type:	Discrete	BSL Name:	Transmission and Distribution - CIP
Project Category:	Rehabilitation or Restoration	Location:	Multiple
Current Project Stage:	Stage 1 - Pre-Project Development	Council District:	Outside City of Seattle
Start/End Date:	2021 - 2022	Neighborhood District:	Outside City of Seattle
Total Project Cost:	\$3,177	Urban Village:	Not in an Urban Village

This new project funds the costs to refurbish and to extend the life of over 1,700 of steel transmission tower structures. This funding establishes and implements a new, ongoing, systematic approach to repair and refurbish these critical assets for as long as we can before needing to perform a tower replacement project which would cost more than \$2.0 million per tower.

Resources	LTD Actuals	2020 Revised	2021	2022	2023	2024	2025	2026	Total
City Light Fund Revenues	-	-	3,177	-	-	-	-	-	3,177
Total:	-	-	3,177	-	-	-	-	-	3,177
Fund Appropriations / Allocations ¹	LTD Actuals	2020 Revised	2021	2022	2023	2024	2025	2026	Total
Light Fund	-	-	3,177	-	-	-	-	-	3,177
Total:	-	-	3,177	-	-	-	-	-	3,177

O&M Impacts:

¹Funds are appropriated through the Adopted Budget at the Budget Summary Level. All Amounts shown above are in thousands of dollars

Transportation Electrification

Project No:	MC-CL-XF9239	BSL Code:	BC-CL-X
Project Type:	Ongoing	BSL Name:	Power Supply - CIP
Project Category:	New Investment	Location:	System Wide
Current Project Stage:	Stage 1 - Pre-Project Development	Council District:	Citywide
Start/End Date:	N/A	Neighborhood District:	Multiple
Total Project Cost:	N/A	Urban Village:	Multiple

This ongoing project develops electrification infrastructure for light-duty, medium-duty, and heavy-duty electric vehicles (including transit, commercial, government and non-profit fleets, delivery vehicles, personal vehicles and freight vehicles) as well as ferry and port systems. The portfolio of projects will be developed based on a committed customer engagement effort and is expected to include support for electrified public transit, investments in and support for electric vehicle charging infrastructure, engineering support, installation services and/or construction services and related infrastructure. The project also includes the enabling investments in grid modernization assets including automation and smart grid technology, distributed generation (solar, wind, etc.) and energy storage equipment, and demand side management to better support and align customer energy demands with supply.

Resources	LTD Actuals	2020 Revised	2021	2022	2023	2024	2025	2026	Total
City Light Fund Revenues	-	2,000	3,980	5,680	9,880	12,730	12,380	11,150	57,800
Total:	-	2,000	3,980	5,680	9,880	12,730	12,380	11,150	57,800
Fund Appropriations / Allocations¹	LTD Actuals	2020 Revised	2021	2022	2023	2024	2025	2026	Total
Light Fund	-	2,000	3,980	5,680	9,880	12,730	12,380	11,150	57,800
Total:	-	2,000	3,980	5,680	9,880	12,730	12,380	11,150	57,800

O&M Impacts: NA

Transportation Streetlights

Project No:	MC-CL-ZL8377	BSL Code:	BC-CL-Z
Project Type:	Ongoing	BSL Name:	Customer Focused - CIP
Project Category:	Rehabilitation or Restoration	Location:	System wide
Current Project Stage:	N/A	Council District:	Citywide
Start/End Date:	N/A	Neighborhood District:	Not in a Neighborhood District
Total Project Cost:	N/A	Urban Village:	Not in an Urban Village

This ongoing project relocates Seattle City Light owned streetlights as required by City of Seattle transportation projects.

Resources	LTD Actuals	2020 Revised	2021	2022	2023	2024	2025	2026	Total
City Light Fund Revenues	17,321	10,679	6,207	7,784	6,487	6,629	6,992	7,146	69,245
Total:	17,321	10,679	6,207	7,784	6,487	6,629	6,992	7,146	69,245
Fund Appropriations / Allocations ¹	LTD Actuals	2020 Revised	2021	2022	2023	2024	2025	2026	Total
Light Fund	17,321	10,679	6,207	7,784	6,487	6,629	6,992	7,146	69,245
Total:	17,321	10,679	6,207	7,784	6,487	6,629	6,992	7,146	69,245

O&M Impacts: NA

¹Funds are appropriated through the Adopted Budget at the Budget Summary Level. All Amounts shown above are in thousands of dollars

Underground 26kV Conversion

Project No:	MC-CL-YR8362	BSL Code:	BC-CL-Y
Project Type:	Ongoing	BSL Name:	Transmission and Distribution - CIP
Project Category:	Rehabilitation or Restoration	Location:	System wide
Current Project Stage:	N/A	Council District:	Citywide
Start/End Date:	N/A	Neighborhood District:	Not in a Neighborhood District
Total Project Cost:	N/A	Urban Village:	Not in an Urban Village

This ongoing project replaces the 4 kV electrical equipment remaining in the electrical distribution system with new, efficient and reliable 26 kV distribution equipment. This project increases capacity to deliver power to City Light customers, rebuilds and maintains the backbone of the system, saves energy by reducing transformer and line losses, improves quality and reliability of service to customers, and releases unit substation properties for better neighborhood uses.

Resources	LTD Actuals	2020 Revised	2021	2022	2023	2024	2025	2026	Total
City Light Fund Revenues	8,504	3,310	3,046	3,057	2,904	4,711	4,756	4,787	35,074
Total:	8,504	3,310	3,046	3,057	2,904	4,711	4,756	4,787	35,074
Fund Appropriations / Allocations ¹	LTD Actuals	2020 Revised	2021	2022	2023	2024	2025	2026	Total
Light Fund	8,504	3,310	3,046	3,057	2,904	4,711	4,756	4,787	35,074
Total:	8,504	3,310	3,046	3,057	2,904	4,711	4,756	4,787	35,074

O&M Impacts: NA

¹Funds are appropriated through the Adopted Budget at the Budget Summary Level. All Amounts shown above are in thousands of dollars

Underground Customer Driven Capacity Additions

Project No:	MC-CL-YR8360	BSL Code:	BC-CL-Y
Project Type:	Ongoing	BSL Name:	Transmission and Distribution - CIP
Project Category:	New Facility	Location:	System wide
Current Project Stage:	N/A	Council District:	Citywide
Start/End Date:	N/A	Neighborhood District:	Not in a Neighborhood District
Total Project Cost:	N/A	Urban Village:	Not in an Urban Village

This ongoing project provides electrical lines from substations to customers' property lines. This project builds new and replaces old underground line segments, and may replace rotten and damaged poles in the distribution system that have underground facilities beneath them. This work is driven by specific customer projects, for their direct benefit, to identify and upgrade feeders that are impacted before the new load from those projects comes online. City Light is reimbursed by the customers for this work.

Resources	LTD Actuals	2020 Revised	2021	2022	2023	2024	2025	2026	Total
City Light Fund Revenues	44,350	5,545	4,231	4,299	4,368	4,438	4,510	4,530	76,271
Total:	44,350	5,545	4,231	4,299	4,368	4,438	4,510	4,530	76,271
Fund Appropriations / Allocations ¹	LTD Actuals	2020 Revised	2021	2022	2023	2024	2025	2026	Total
Light Fund	44,350	5,545	4,231	4,299	4,368	4,438	4,510	4,530	76,271
Total:	44,350	5,545	4,231	4,299	4,368	4,438	4,510	4,530	76,271

O&M Impacts: NA

¹Funds are appropriated through the Adopted Budget at the Budget Summary Level. All Amounts shown above are in thousands of dollars

Underground Equipment Replacements

Project No:	MC-CL-YR8353	BSL Code:	BC-CL-Y
Project Type:	Ongoing	BSL Name:	Transmission and Distribution - CIP
Project Category:	Rehabilitation or Restoration	Location:	System wide
Current Project Stage:	N/A	Council District:	Citywide
Start/End Date:	N/A	Neighborhood District:	Not in a Neighborhood District
Total Project Cost:	N/A	Urban Village:	Not in an Urban Village

This ongoing project replaces and improves underground electrical system equipment that is failing or approaching the end of its useful life. This project enhances distribution system reliability, avoiding unplanned outages or interruption of service due to equipment failure.

Resources	LTD Actuals	2020 Revised	2021	2022	2023	2024	2025	2026	Total
City Light Fund Revenues	74,330	13,685	20,666	25,165	42,516	44,752	46,570	50,153	317,836
Total:	74,330	13,685	20,666	25,165	42,516	44,752	46,570	50,153	317,836

Fund Appropriations / Allocations¹	LTD Actuals	2020 Revised	2021	2022	2023	2024	2025	2026	Total
Light Fund	74,330	13,685	20,666	25,165	42,516	44,752	46,570	50,153	317,836
Total:	74,330	13,685	20,666	25,165	42,516	44,752	46,570	50,153	317,836

O&M Impacts: NA

¹Funds are appropriated through the Adopted Budget at the Budget Summary Level. All Amounts shown above are in thousands of dollars

Underground Outage Replacements

Project No:	MC-CL-ZS8352	BSL Code:	BC-CL-Z
Project Type:	Ongoing	BSL Name:	Customer Focused - CIP
Project Category:	Rehabilitation or Restoration	Location:	System wide
Current Project Stage:	N/A	Council District:	Citywide
Start/End Date:	N/A	Neighborhood District:	Not in a Neighborhood District
Total Project Cost:	N/A	Urban Village:	Not in an Urban Village

This ongoing project supports the capitalized portion of work resulting from unplanned, non-emergency, underground outages. These outages result from events, such as storms, accidents, and equipment failures. The project funds permanent storm repairs, and construction of new infrastructure to bypass failing equipment.

Resources	LTD Actuals	2020 Revised	2021	2022	2023	2024	2025	2026	Total
City Light Fund Revenues	20,694	2,207	1,637	1,665	1,694	1,723	1,753	1,743	33,116
Total:	20,694	2,207	1,637	1,665	1,694	1,723	1,753	1,743	33,116
Fund Appropriations / Allocations ¹	LTD Actuals	2020 Revised	2021	2022	2023	2024	2025	2026	Total
Light Fund	20,694	2,207	1,637	1,665	1,694	1,723	1,753	1,743	33,116
Total:	20,694	2,207	1,637	1,665	1,694	1,723	1,753	1,743	33,116

O&M Impacts: NA

¹Funds are appropriated through the Adopted Budget at the Budget Summary Level. All Amounts shown above are in thousands of dollars

Underground System Capacity Additions

Project No:	MC-CL-YR8361	BSL Code:	BC-CL-Y
Project Type:	Ongoing	BSL Name:	Transmission and Distribution - CIP
Project Category:	Rehabilitation or Restoration	Location:	System wide
Current Project Stage:	N/A	Council District:	Citywide
Start/End Date:	N/A	Neighborhood District:	Not in a Neighborhood District
Total Project Cost:	N/A	Urban Village:	Not in an Urban Village

This ongoing project provides electrical lines from substations to customers' property lines. This project builds new and replaces old underground lines, and may replace rotten and damaged poles in the distribution system with underground facilities beneath them. This work identifies and upgrades the feeders that are impacted by increased loads, as needed, before those load increases come online. City Light customers pay for a portion of this work.

Resources	LTD Actuals	2020 Revised	2021	2022	2023	2024	2025	2026	Total
City Light Fund Revenues	51,154	3,042	2,685	2,729	2,774	2,820	2,867	2,871	70,940
Total:	51,154	3,042	2,685	2,729	2,774	2,820	2,867	2,871	70,940
Fund Appropriations / Allocations ¹	LTD Actuals	2020 Revised	2021	2022	2023	2024	2025	2026	Total
Light Fund	51,154	3,042	2,685	2,729	2,774	2,820	2,867	2,871	70,940
Total:	51,154	3,042	2,685	2,729	2,774	2,820	2,867	2,871	70,940

O&M Impacts: NA

Union Street Substation Networks

Project No:	MC-CL-YN8201	BSL Code:	BC-CL-Y
Project Type:	Ongoing	BSL Name:	Transmission and Distribution - CIP
Project Category:	New Facility	Location:	1312 Western AV
Current Project Stage:	N/A	Council District:	Council District 7
Start/End Date:	N/A	Neighborhood District:	Downtown
Total Project Cost:	N/A	Urban Village:	Downtown

This ongoing project increases the Union Street Substation network capacity to provide sufficient and reliable electrical capacity for the growing power needs of our customers. It funds a programmatic approach for the comprehensive management of underground network assets serving customers in the area bounded by Yesler Street, Alaskan Way, Pike Street, 6th Avenue, Union Street, the Freeway, University Street, 3rd Avenue, and the Waterfront area from Denny to Yesler.

Resources	LTD Actuals	2020 Revised	2021	2022	2023	2024	2025	2026	Total
City Light Fund Revenues	20,048	2,727	2,002	2,024	2,025	2,067	2,046	2,576	35,515
Total:	20,048	2,727	2,002	2,024	2,025	2,067	2,046	2,576	35,515
Fund Appropriations / Allocations ¹	LTD Actuals	2020 Revised	2021	2022	2023	2024	2025	2026	Total
Light Fund	20,048	2,727	2,002	2,024	2,025	2,067	2,046	2,576	35,515
Total:	20,048	2,727	2,002	2,024	2,025	2,067	2,046	2,576	35,515

O&M Impacts: NA

University of Washington Capacity Additions

Project No:	MC-CL-YR8466	BSL Code:	BC-CL-Y
Project Type:	Discrete	BSL Name:	Transmission and Distribution - CIP
Project Category:	New Investment	Location:	Multiple
Current Project Stage:	Stage 1 - Pre-Project Development	Council District:	Council District 3
Start/End Date:	2022 - 2026	Neighborhood District:	Northeast
Total Project Cost:	\$46,502	Urban Village:	University District

This project is to build the infrastructure needed to serve the electrical needs of the University of Washington's campus expansion. This will include engineering design and construction work to build feeder and substation infrastructure to serve 15 MW of new load in the University campus.

Resources	LTD Actuals	2020 Revised	2021	2022	2023	2024	2025	2026	Total
City Light Fund Revenues	-	-	-	2,000	10,500	12,000	12,002	10,000	46,502
Total:	-	-	-	2,000	10,500	12,000	12,002	10,000	46,502
Fund Appropriations / Allocations ¹	LTD Actuals	2020 Revised	2021	2022	2023	2024	2025	2026	Total
Light Fund	-	-	-	2,000	10,500	12,000	12,002	10,000	46,502
Total:	-	-	-	2,000	10,500	12,000	12,002	10,000	46,502

O&M Impacts: NA

¹Funds are appropriated through the Adopted Budget at the Budget Summary Level. All Amounts shown above are in thousands of dollars

University Substation - Network

Project No:	MC-CL-YN8464	BSL Code:	BC-CL-Y
Project Type:	Ongoing	BSL Name:	Transmission and Distribution - CIP
Project Category:	Rehabilitation or Restoration	Location:	645 NW 45Th
Current Project Stage:	N/A	Council District:	Council District 4
Start/End Date:	N/A	Neighborhood District:	Northeast
Total Project Cost:	N/A	Urban Village:	University District

This ongoing project funds a programmatic approach for comprehensive management of underground network assets serving customers in the University area. This project funds annual work required, such as feeder balancing, engineering analysis to determine system feeder assignments for new services, and replacement of cables that fail while in service. It reduces the probability of cable failures and long costly customer outages.

Resources	LTD Actuals	2020 Revised	2021	2022	2023	2024	2025	2026	Total
City Light Fund Revenues	5,899	499	363	369	370	376	416	427	8,719
Total:	5,899	499	363	369	370	376	416	427	8,719
Fund Appropriations / Allocations ¹	LTD Actuals	2020 Revised	2021	2022	2023	2024	2025	2026	Total
Light Fund	5,899	499	363	369	370	376	416	427	8,719
Total:	5,899	499	363	369	370	376	416	427	8,719

O&M Impacts: NA

Utility Program and Customer Tracking System

Project No:	MC-CL-ZF9928	BSL Code:	BC-CL-Z
Project Type:	Discrete	BSL Name:	Customer Focused - CIP
Project Category:	New Investment	Location:	System Wide
Current Project Stage:	Stage 5 - Execution (IT Only)	Council District:	Citywide
Start/End Date:	2019 - 2021	Neighborhood District:	Not in a Neighborhood District
Total Project Cost:	\$959	Urban Village:	Not in an Urban Village

This project implements a new system for the Customer Energy Solutions (CES) Division that will centrally manage and facilitate its resource acquisition, small-scale renewables, electric transportation, and value-added programs and services. This system will assist managing programs and service offerings in a more efficient manner and to manage customer engagement in a more robust manner. This system will expedite business workflow, application processing, document storage, savings and incentive calculations, customer touchpoint preservation, and reporting. The system is a combination of software modules that is built on top of a Salesforce platform. The system is also being designed to have some integration capability with City Light's Customer Care and Billing system and PeopleSoft 9.2. As such, the tool has potential to be leveraged more widely by the utility and the City as a whole and is being built to be scalable and extensible. This potential will be explored and incorporated into future phases of development to broaden the reach of this system or its components. Implementing this Utility Program and Customer Tracking System was identified as a mission critical strategic priority for CES. This project continues the work started under MC-CL-WF9928.

Resources	LTD Actuals	2020 Revised	2021	2022	2023	2024	2025	2026	Total
City Light Fund Revenues	-	959	-	-	-	-	-	-	959
Total:	-	959	-	-	-	-	-	-	959
Fund Appropriations / Allocations ¹	LTD Actuals	2020 Revised	2021	2022	2023	2024	2025	2026	Total
Light Fund	-	959	-	-	-	-	-	-	959
Total:	-	959	-	-	-	-	-	-	959

O&M Impacts:

¹Funds are appropriated through the Adopted Budget at the Budget Summary Level. All Amounts shown above are in thousands of dollars

Vegetation Management Compliance System

Project No:	MC-CL-YD9978	BSL Code:	BC-CL-Y
Project Type:	Discrete	BSL Name:	Transmission and Distribution - CIP
Project Category:	Rehabilitation or Restoration	Location:	System Wide
Current Project Stage:	Stage 5 - Execution (IT Only)	Council District:	Outside City of Seattle
Start/End Date:	2018 - 2021	Neighborhood District:	Not in a Neighborhood District
Total Project Cost:	\$850	Urban Village:	Not in an Urban Village

This project provides funding for a Vegetation Management Compliance System for planning, tracking, and necessary documentation required to meet WECC and NERC Vegetation Management compliance requirements. These requirements are a WECC recommendation from the 2017 WECC Audit. Auditors noted that SCL was the only utility of its size to not automate Vegetation Management compliance work.

Resources	LTD Actuals	2020 Revised	2021	2022	2023	2024	2025	2026	Total
City Light Fund Revenues	-	850	-	-	-	-	-	-	850
Total:	-	850	-	-	-	-	-	-	850
Fund Appropriations / Allocations ¹	LTD Actuals	2020 Revised	2021	2022	2023	2024	2025	2026	Total
Light Fund	-	850	-	-	-	-	-	-	850
Total:	-	850	-	-	-	-	-	-	850

O&M Impacts: NA

Western Energy Imbalance Market

Project No:	MC-CL-XP9976	BSL Code:	BC-CL-X
Project Type:	Discrete	BSL Name:	Power Supply - CIP
Project Category:	Rehabilitation or Restoration	Location:	System Wide
Current Project Stage:	Stage 6 - Closeout	Council District:	Multiple
Start/End Date:	2017 - 2021	Neighborhood District:	Not in a Neighborhood District
Total Project Cost:	\$13,993	Urban Village:	Not in an Urban Village

This project provides funding to allow City Light to participate in the Western energy imbalance market (EIM) run by the California Independent System Operator (CAISO). City Light will need IT systems, an implementation agreement with CAISO, possible additional staff and training to participate in the market. Participation will allow City Light to more efficiently use generation and transmission assets, buy and sell energy in shorter term increments, and use pricing to match loads and resources across more buyers and sellers than existing markets currently permit. By doing this, City Light will more effectively integrate renewable energy across the West due to its flexible hydro capacity. City Light is planning to begin participating in the market in the spring of 2019.

Resources	LTD Actuals	2020 Revised	2021	2022	2023	2024	2025	2026	Total
City Light Fund Revenues	9,553	4,440	-	-	-	-	-	-	13,993
Total:	9,553	4,440	-	-	-	-	-	-	13,993
Fund Appropriations / Allocations¹	LTD Actuals	2020 Revised	2021	2022	2023	2024	2025	2026	Total
Light Fund	9,553	4,440	-	-	-	-	-	-	13,993
Total:	9,553	4,440	-	-	-	-	-	-	13,993

O&M Impacts: NA

¹Funds are appropriated through the Adopted Budget at the Budget Summary Level. All Amounts shown above are in thousands of dollars

Workplace and Process Improvement

Project No:	MC-CL-XF9159	BSL Code:	BC-CL-X
Project Type:	Ongoing	BSL Name:	Power Supply - CIP
Project Category:	Rehabilitation or Restoration	Location:	System wide
Current Project Stage:	N/A	Council District:	Citywide
Start/End Date:	N/A	Neighborhood District:	Not in a Neighborhood District
Total Project Cost:	N/A	Urban Village:	Not in an Urban Village

This ongoing project funds alterations that preserve workplace efficiency. The project focuses on adapting exterior work spaces and interior building elements to support business process improvements for occupant work groups. Interior systems improvements could include flooring replacements, interior remodeling, computer network cabling upgrades, uninterruptible power systems and computer flooring. Exterior system improvements could include fencing, security systems, paving and striping, and exterior building components.

Resources	LTD Actuals	2020 Revised	2021	2022	2023	2024	2025	2026	Total
City Light Fund Revenues	7,109	3,163	1,050	451	734	732	732	747	14,720
Total:	7,109	3,163	1,050	451	734	732	732	747	14,720
Fund Appropriations / Allocations ¹	LTD Actuals	2020 Revised	2021	2022	2023	2024	2025	2026	Total
Light Fund	7,109	3,163	1,050	451	734	732	732	747	14,720
Total:	7,109	3,163	1,050	451	734	732	732	747	14,720

O&M Impacts: NA

Seattle Public Utilities

Drainage and Wastewater

Overview

Seattle Public Utilities (SPU) maintains the network of sewer and drainage systems throughout the City of Seattle. These systems include approximately:

- 448 miles of sanitary sewers
- 968 miles of combined sewers
- 68 Pump Stations
- 5.5 miles of wastewater force mains
- 84 City-owned and permitted Combined Sewer Overflow points
- 38 Combined Sewer Overflow control detention tanks/pipes
- 481 miles of storm drains / 290 storm drain outfalls
- 33,750 catch basins
- 65 miles of ditches, 128 miles of culverts
- 30 miles of stream channel (49 creeks, 6 of which are salmon bearing)
- 9 acres of green stormwater infrastructure
- 17 detention/treatment ponds
- 295 drainage flow control facilities
- 578 water quality structures

The Drainage and Wastewater (DWF) CIP is the vehicle for rehabilitating, replacing, improving, and expanding this infrastructure, as well as constructing projects that protect, conserve, and enhance our region's environmental resources. Planned spending in the DWF CIP is approximately \$1.33 billion over the next six years, from 2021 to 2026.

Thematic Priorities/Project Selection Criteria

The goal of the DWF CIP is to construct facilities that reduce the frequency of flooding and sewer backups for customers and improve water quality and habitat in the environment by reducing sewage overflows and the impacts of stormwater pollution. Projects in the DWF CIP are guided by various Federal regulations, City policies, long-term plan documents, and the SPU Asset Management Committee (AMC) benefit criteria. Many DWF CIP projects are outlined in the Plan to Protect Seattle's Waterways and Asset Management Plans. In addition to candidate capital projects identified from these planning documents projects are identified from external projects and opportunities, and emergencies or other unexpected events. All potential capital projects are prioritized for consideration into the CIP budget. Priority rankings are based on the following set of criteria:

- **Public Health, Safety & Environment:** The overriding priority for the DWF is maintaining public health and safety. The importance of this project in providing or improving services to customers and decreasing our impact on the environment. Examples of highly ranked projects in this category include the South Park Pump Station, Localized Flood Control program, Sanitary Sewer Overflow Capacity program, South Park Water Quality Facility, and NDS Partnering.
- **Infrastructure Reliability & Risk:** How a project addresses infrastructure conditions or vulnerabilities. Examples of highly ranked projects in this category include the Pipe Rehabilitation and Pump Station improvement programs.
- **Regulatory, Mandates, Legal Agreements:** The City of Seattle/SPU must meet State and Federal regulatory requirements to comply with the Clean Water Act (CWA) and the Consent Decree that was entered in court on July 3, 2013, between the City, the U.S. Environmental Protection

2021-2026 Proposed Capital Improvement Program

SPU – Drainage and Wastewater

Agency (EPA), and the U.S. Department of Justice (DOJ). The two most significant regulatory drivers associated with the CWA are the National Pollutant Discharge Elimination System (NPDES) Waste Discharge Permit (aka NPDES CSO Permit) and the NPDES Phase I Municipal Stormwater Permit (aka NPDES MS4 Permit). This ranking category considers the degree to which the project is driven by Federal, State, and local laws, permit and regulatory requirements, and consent decrees; as well as by legal agreements with public and private parties and the specific mandates of the City Council and Mayor. Examples of highly ranked projects in this category include the Ship Canal Water Quality Project, CSO Retrofits, South Park Water Quality Facility, and NDS Partnering.

- **External Drivers and Opportunities:** SPU’s responsiveness to, or engagement with, the projects of other Departments or Jurisdictions, or opportunities to provide multiple benefits, address service equity, or reduce ratepayer costs through outside funding opportunities. Examples of highly ranked projects in this category include the Move Seattle projects.

Every project is rated against each criterion. Criteria ratings are then considered in determining an overall project priority ranking, using expert judgment (rather than a formula). Priority rankings for the CIP are determined by the leads for each LOB, with reviews by key internal stakeholders. Project priority rankings are used to clarify and document which projects are most important and why, to help determine which projects at the margin will be included, excluded or deferred from the CIP, and which projects should receive priority attention if a staff or financial resource constraint should arise.

To aid SPU in making responsible decisions on behalf of ratepayers prioritized projects must then be justified through a business case process that establishes that a problem or opportunity is timely and important and that the proposed solution is superior to alternatives based on a triple bottom line analysis (economic, environmental, and social) of life-cycle benefits and costs. The process also recognizes that a project may be a “must do” project (e.g. required by regulations). Business Cases must be approved by the SPU CEO/General Manager and Asset Management Committee.

DWW Priorities that are also Mayor/Council Priorities

Improvements to DWW infrastructure result in safer communities, a healthier environment, and regulatory compliance which are goals inherent within the Mayor’s key values (safe, affordable, vibrant and interconnected City that fosters innovation).

- **Aligning Capital Investments with Community Planning.** SPU has aligned planning for the South Park Water Quality Facility with the Office of Planning and Community Development’s Open Space planning in the S. Park Urban Village area and the Duwamish Valley Action Plan.
- **Aligning Capital Investments with Transportation Department’s modal plan.** SPU has several projects to facilitate citywide interconnectivity efforts.
 - Primary investments are around supporting transportation led projects as part of the Move Seattle Levy, described below within the shared costs projects Budget Control Level (BCL).
 - SPU is also leading a joint SPU/SDOT project in the South Park industrial area providing long desired Drainage Conveyance and Roadway infrastructure.
 - The NDS Program, described below, collaborates with SDOT and has identified numerous joint sidewalk/bioretenction project locations.

2021-2026 Proposed Capital Improvement Plan

SPU – Drainage and Wastewater

- **Expand use of Green Stormwater Infrastructure** has been identified by Mayor and Council as a priority. Projects that will help achieve the Citywide stretch goal to manage 700MG of stormwater annually with GSI by 2025, include the following:
 - The Natural Drainage Systems (NDS) Partnering program will use bioretention to reduce storm water pollution in creeks and to improve neighborhoods. The NDS Partnering Program will build natural drainage systems along approximately 66 blocks (330' block equivalents) in the Longfellow, Thornton, and Pipers Creek watersheds. The first of these projects was 30th Ave NE, with construction led by SDOT, which was completed in 2019.
 - GSI in Urban Villages Program. SPU and Council created the GSI in Urban Villages Program to complement proposed up zones through HALA, as well as the City's overall growth strategy. This new program has flexibility to address a variety of system problems within urban villages and urban centers, including flooding, sewer backups, water quality, and creek protection. The first GSI in Urban Villages project will be the Cloverdale Bioretention project to be constructed in 2021
 - RainWise Program fights water pollution by offering rebates to property owners for controlling stormwater at residences, schools, and businesses. This program was developed by SPU but is now delivered jointly with King County Wastewater Treatment Division. Over 1,500 Seattle residents and businesses have installed voluntary rain gardens or cisterns through this program, managing over 26 million gallons of runoff every year.

CIP Highlights

2021-2026 Proposed Drainage and Wastewater Fund CIP by BCL (In '000s; total may not sum due to rounding)

BCL	2021	2022	2023	2024	2025	2026	Total
Protection of Beneficial Uses	21,139	46,286	42,151	35,025	32,132	29,718	206,451
Sediments	3,867	4,579	4,340	7,287	16,686	13,594	50,353
Combined Sewer Overflows	134,109	102,542	87,578	77,503	28,960	19,529	450,222
Rehabilitation and Heavy Equipment	38,268	43,269	40,810	41,352	41,885	44,775	248,359
Flooding, Sewer, Backups, and Landslides	42,899	19,760	14,004	15,904	35,504	52,640	180,711
Shared Cost Projects	32,957	37,993	31,361	22,165	20,571	24,489	169,537
Technology	5,151	4,299	4,299	4,299	4,299	4,299	26,646
Total	278,390	258,729	224,544	203,535	180,037	189,044	1,332,278

Protection of Beneficial Uses: This program makes improvements to the City's drainage system to reduce the harmful effects of stormwater runoff on creeks and receiving water bodies and preserve the storm water conveyance function of our creeks through stream culvert repair and rehabilitation. The

2021-2026 Proposed Capital Improvement Plan

SPU – Drainage and Wastewater

program includes projects to meet regulatory requirements, primarily NDS Partnering Projects (a key component of Seattle's Plan to Protect Seattle's Waterways) which improves water quality with GSI approaches while partnering with SDOT to provide streetscape enhancements. The program also includes projects that are part of the SPU and Council created GSI in Urban Villages Program. Funding in the DWF CIP is focused on cost effective stormwater and water quality projects such as NDS Partnering, GSI in Urban Villages projects, Capitol Hill Water Quality project, and the Taylor Creek Culvert Replacement project.

Sediments: The City of Seattle is a Potentially Responsible Party (PRP) for cleanup liabilities for contaminated sediments at the Lower Duwamish Waterway Superfund Site, the Harbor Island Superfund Site, and Gas Works Park because of alleged historic contributions from Combined Sewer Overflows (CSO) and storm drain discharges, or other City-owned facilities. The City continues to work with EPA, the Washington State Department of Ecology, King County, and other PRPs on an assessment of contaminants and sources. The Sediments program provides funding for studies and analysis for cleanup of contaminated sediment sites in which the City is a participant, for engineering design and construction of actual cleanup of contaminated sites, and for liability allocation negotiations. The study phase of sediment remediation projects often requires multiple years before specific cleanup actions are defined. Current projections reflect cleanup construction adjacent to Gasworks Park, the Duwamish Waterway Sediment Remediation, and East Waterway Remediation projects beginning in 2024 based on preliminary schedules.

Combined Sewer Overflows: This program consists of projects that are mandated by State and Federal regulations to control combined sewer overflows (CSOs) into the City's receiving waters. During heavy rainfall events, the combination of stormwater (about 90 percent of the volume) and sewage may exceed the capacity of the combined sewer system (CSS) and overflow into our waterways – causing a combined sewer overflow (CSO). CSOs spill a mixture of raw sewage and stormwater into local waterways at 85 outfalls throughout the City. These spills violate water quality standards, create unacceptable risk to public health, contaminate sediment and habitat for endangered species and pollute the Puget Sound.

Annual CSOs have been reduced from 20-30 billion gallons per year by both the City and the County in 1970 to about 1 billion gallons per year, today. The City's overflows account for 100-200 million gallons per year. SPU currently does not meet regulatory mandates that limit CSOs to one untreated overflow per outfall location per year. SPU is required by State and Federal law to achieve control of CSOs by 2030. The LTCP, also called the Plan to Protect Seattle's Waterways, was approved by regulators in May 2015. Ultimately the Consent Decree requires completion of construction of all CSO reduction projects by December 2030. CSOs must be proven to be controlled one year after completion of construction. Continuing investments in CSO control will enable SPU to achieve compliance with the 2030 milestone.

Projects in the CSO Program include large infrastructure projects (e.g. storage structures, pipes, tunnels, wet weather treatment plants, stormwater separation, pump stations, etc.), smaller retrofits, construction of Green Stormwater Infrastructure (GSI) for CSO control, and development and implementation of regulatory required plans such as the Plan to Protect Seattle's Waterways. The largest project in the DWF CIP is the Ship Canal Water Quality Project (SCWQP). The SCWQP consists of a 2.7-mile-long, approximately 18-foot-diameter tunnel that, when completed, will capture and store approximately 75 million gallons of sewage and stormwater flows from Ballard, Fremont, Wallingford and Queen Anne.

2021-2026 Proposed Capital Improvement Plan

SPU – Drainage and Wastewater

Other key efforts in the program include Pump Station 13 Upgrade and Force Main Rehabilitation and Pump Station 22 Retrofit and Force Main Upgrade. Planning work is underway and will continue through the coming years for additional CSO reduction efforts to meet CSO Consent Decree compliance date requirements. SPU currently expects to spend approximately \$450 million over the next six years on CSO reduction projects. The majority of this spending is associated with the SCWQP.

Rehabilitation: This program consists of projects that repair, rehabilitate or replace existing drainage and wastewater assets to maintain or improve the current functionality level of the system. Assets that are addressed include:

- pump station structures, airlift conversions, major mechanical, ventilation and electrical components;
- drainage facilities including water quality structures, flow control structures and large surface water facilities; and
- drainage and wastewater conveyance pipes and structures (catch basins, maintenance holes and sandboxes).

Work within this program is a critical component to achieving SPU's Consent Decree target of four sanitary sewer overflows per 100 miles of sewer pipe annually. Individual projects are defined by the type and method of rehabilitation and/or replacement and include emergency rehabilitation, no-dig pipe lining rehabilitation by crews or contract, full mainline dig pipe replacement by contract, dig point sewer pipe and structure rehabilitation by crews or contract, and pump station repairs or replacement by crew or contractor.

This proposed budget will include a new drainage facility master project to rehabilitate or replace water quality structures, flow control structures and large surface water facilities by crew or contractor.

Flooding, Sewer Back-up, and Landslides: This program is responsible for preventing and alleviating flooding and sewer backups in the City of Seattle, with a primary focus on the protection of public health, safety, and property. The program area is focused on planning, design, and construction of new pipes, ditches, culverts, detention facilities, and GSI that control and/or convey storm runoff to the ultimate discharge locations of creeks, lakes, and the Puget Sound. This program also involves protecting SPU drainage and wastewater infrastructure in landslide prone areas, both from impending small landslides, and providing drainage improvements where surface water generated from the City right-of way is contributing to small landslides. Lastly, this program also includes sewer capacity projects that reduce sewer backups and helps lower the risk of exceeding the Consent Decree target of four sanitary sewer overflows per 100 miles of sewer pipe per year. Major projects in this program include the Pearl Street SSO reduction project, the 12th Avenue drainage project, and the South Park Water Quality and Pump Station project. The South Park Water Quality Facility is a regulatory commitment within the Plan to Protect Seattle's Waterways.

Shared Cost Projects: This program includes individual capital improvement projects which typically benefit multiple Lines of Business (LOB) (e.g. the Water LOB and the Drainage and Wastewater LOB) and whose costs are "shared," or paid for by more than one of SPU's utility funds.

The Proposed Budget for the Shared Cost program includes budgets for a number of interdepartmental projects including the Alaskan Way Viaduct and Seawall Replacement, Move Seattle, Center City Streetcar, and Sound Transit Link Light Rail. This BCL also includes funding for SPU Facility Improvements such as the South Operations Center, the North Operations Center, and a new dewatering facility near

2021-2026 Proposed Capital Improvement Plan

SPU – Drainage and Wastewater

the South Transfer Station. Other programs in this BCL include DWW Heavy Equipment Purchases, 1% for the Arts, and several smaller projects.

Technology: The Technology CIP is managed in six program areas that provide a department-wide view of technology investments to address SPU’s strategic, business, and City-wide priorities. These areas are:

- Customer Contact and Billing;
- Enterprise Information Management;
- IT Infrastructure;
- Project Delivery & Performance;
- Science & System Performance; and
- Asset Information Management.

Investments in 2021 address several of SPU’s key initiatives, including:

- Financial Management and Internal Controls;
- Operational Excellence and Performance Management;
- An Easy and Engaged Customer Experience;
- Data-driven Decision Support; and
- Project Delivery/Project Controls.

In 2021, SPU will continue focusing its technology spending on the highest priority business needs. These projects would primarily be within the Customer Contact and Billing Program, Project Delivery and Performance Program, as well as the Asset Information Management Program.

With the new Customer Information System (CIS) already in place, the next major projects for SPU within the Customer Contact and Billing Program include the Utilities Customer Self-Service Portal project, the Customer Contact and Billing Upgrade, CIS Workflow, and the CIS Reporting. Other projects slated would be enhancements to SPU’s Enterprise Project Management System and the Development Systems Integration project, and the Maximo Business Intelligence upgrade along with other projects that have been deferred in previous years.

CIP Revenue Sources

Historically, the DWF CIP has been funded primarily by revenue bonds serviced by ratepayers. However, DWF financial policies adopted in 2003 gradually increase cash contributions from SPU to fund the CIP. By 2007, a 3-year average of 25 percent of total CIP costs were funded by a cash contribution, with the remaining capital needs being debt financed.

SPU’s DWF CIP is funded largely by Drainage and Sewer ratepayers. SPU issues bonds, serviced by ratepayers that cover approximately 75 percent of the CIP, with the remainder funded by cash. DWF rates were approved by the Mayor and City Council in 2018 for the three-year period of 2019-2022.

SPU also actively seeks grants and low-interest loans. Loans like this offer a lower interest rate than what SPU can borrow/issue debt and offset the need to draw down extra dollars from the construction fund. SPU also receives Remedial Action Grants from the Washington State Department of Ecology for up to 50 percent of sediments cleanup project costs.

2021-2026 Proposed Capital Improvement Plan

Summary of Upcoming Budget Issues and Challenges

The biggest challenge for DWF will be continuing to manage priority projects while still complying with regulatory requirements from the EPA, and Washington State Department of Ecology (DOE) - all within the financial limitations of the Fund.

The City negotiated a Consent Decree between the City, the EPA, and the DOJ for compliance with the CWA and State regulations. The Consent Decree was entered in court on July 3, 2013 and includes deadlines for development and implementation of the LTCP and will drive spending in the CSO Reduction Program over the next several years. The Consent Decree also includes requirements to implement a Capacity Management, Operations and Maintenance (CMOM) Program, which drives operations and maintenance spending and CIP spending in the Rehabilitation Program. Additionally, an NPDES permit for stormwater includes requirements to help protect local waterways and the Puget Sound from damaging pollutants and excessive runoff. This increased regulatory emphasis on protecting and improving water quality has resulted in the need for the City to make substantial investments in detention, water quality treatment (e.g., GSI), CSO retrofits, pipe and pump station rehabilitation, and inflow/infiltration reduction.

- Detention: This focuses on storing stormwater and/or sewage during a rainfall event and can be accomplished through detention ponds (for stormwater), GSI (for stormwater) or underground tanks or tunnels (for both wastewater and stormwater). Detention can be added to the drainage system to offset the impacts of larger storms that overwhelm the conveyance capacity of the combined sewer system and can result in backups of sewage, localized flooding and releases of untreated sewage.
- Water Quality Treatment: This focuses on removing pollutants and can be accomplished through GSI or the use of technology such as specialized media filters. GSI is the use of green solutions to help reduce untreated overflows by allowing stormwater to infiltrate slowly into the ground, cutting the volume of stormwater entering the system, and providing water quality treatment through natural processes as the polluted runoff comes in contact with the soil and vegetation. The use of GSI is required as part of development through Seattle's NPDES permit and Stormwater Code.
- CSO Retrofits: This focuses on optimizing the existing collection, pumping and storage systems, using low-cost repairs and modifications to reduce overflows to waterways.
- Pipe and Pump Station Rehabilitation: This consists of repairing, rehabilitating, or replacing existing gravity sewer pipes, wastewater pump stations, and/or force mains that have deficiencies or have reached the end of their useful life.
- Inflow/Infiltration Reduction: This focuses on filling in cracks in sewer lines that allow groundwater to enter the system. It also addresses parts of the system where there are direct stormwater connections to the sanitary sewer system which can/should be directed to a separated stormwater system. By reducing inflow/infiltration, it is possible to reduce the frequency and volume of SSOs and sewer backups.

Other challenges DWF faces in meeting its obligations:

SPU – Drainage and Wastewater

- 1) Addressing public expectations: it is challenging to address public expectations around our basic service level programs, such as flooding and system capacity. The funding for these programs is below the program need, but unable to be increased at this time due to the demand on our budget from our regulatory requirements. The separated drainage and wastewater systems are at capacity during storm events or lacking the fundamental infrastructure at various locations across the City. The impacts can range from very serious (basement sewer back-ups) to nuisance (limited street or yard flooding) issues.
- 2) Construction Costs: due to market conditions and building large infrastructure in dense urban areas costs to construct drainage and wastewater infrastructure have increased significantly putting additional pressure on the portfolio.
- 3) Climate Change: increasing rainfall intensities resulting from climate change are increasing pressure on drainage and wastewater infrastructure leading to increased CSOs and driving the need for larger solutions and additional system improvements.

Future Projects/What is on the Horizon

Over the next 10 years the DWF CIP will be driven largely by regulatory requirements, major transportation projects, and Operations Crew Facilities. Major projects include the completion of the Ship Canal Water Quality Project, sediment remediation, and other projects necessary under the LTCP/Plan to Protect Seattle's Waterways, and localized flooding reduction in Broadview, and flood reduction and water quality improvements in South Park.

SPU is moving forward with a comprehensive planning effort, the Integrated System Plan, to better identify the highest priority locations and potential funding and financing strategies. The Integrated System Plan will be a 50-year plan for managing and improving Seattle's drainage and wastewater systems. Through this planning effort, SPU will identify the partnerships, programs, and projects that will improve the performance and resilience of our drainage and wastewater systems while optimizing social and environmental co-benefits for the City. We are developing our plan through technical analysis, robust community engagement and an integrated approach to planning. By the end of 2022, SPU will have near- and long-term plans for drainage and wastewater programs, partnerships, and infrastructure investments over the next 50 years. This planning is part of building a better Seattle by providing drainage and wastewater services that are affordable, safe, green, and just in a climate uncertain future.

CIP Project Page Readers Note

SPU's 2020 revised budget is sometimes overstated because it includes carryforward appropriations from 2019. SPU will submit CIP carry forward abandonments as part of the Q4 Supplemental budget, which will then be reflected in the 2021-2026 Adopted CIP document.

Creek Culvert Replacement Program

Project No:	MC-SU-C3314	BSL Code:	BC-SU-C333B
Project Type:	Ongoing	BSL Name:	Protection of Beneficial Uses
Project Category:	Improved Facility	Location:	Various
Current Project Stage:	N/A	Council District:	Multiple
Start/End Date:	N/A	Neighborhood District:	Multiple
Total Project Cost:	N/A	Urban Village:	Multiple

This ongoing project provides for the repair and replacement of stream culverts that are part of SPU's critical drainage infrastructure. Culverts are prioritized for repair or replacement based on structural condition. Projects are then sequenced based on prioritization and other factors such as readiness to proceed, ability to address other drainage needs (e.g., flooding, maintenance), potential partnerships, synergies with other projects and availability of funding.

Resources	LTD Actuals	2020 Revised	2021	2022	2023	2024	2025	2026	Total
Drainage and Wastewater Rates	3,944	3,443	1,671	2,419	10,693	8,590	11,702	10,622	53,083
Total:	3,944	3,443	1,671	2,419	10,693	8,590	11,702	10,622	53,083
Fund Appropriations / Allocations ¹	LTD Actuals	2020 Revised	2021	2022	2023	2024	2025	2026	Total
Drainage and Wastewater Fund	3,944	3,443	1,671	2,419	10,693	8,590	11,702	10,622	53,083
Total:	3,944	3,443	1,671	2,419	10,693	8,590	11,702	10,622	53,083

O&M Impacts: This is an ongoing program and any O&M needed as a result of this program is included in SPU's Operating Budget.

¹Funds are appropriated through the Adopted Budget at the Budget Summary Level. All Amounts shown above are in thousands of dollars

GSI for Protection of Beneficial Uses

Project No:	MC-SU-C3316	BSL Code:	BC-SU-C333B
Project Type:	Ongoing	BSL Name:	Protection of Beneficial Uses
Project Category:	Improved Facility	Location:	Various
Current Project Stage:	N/A	Council District:	Multiple
Start/End Date:	N/A	Neighborhood District:	Multiple
Total Project Cost:	N/A	Urban Village:	Multiple

This ongoing program provides construction of Green Stormwater Infrastructure (GSI) within the separated stormwater system. Work includes right-of-way retrofits with bioretention and/or biofiltration for water quality treatment and flow control, as well as potential expansion of private property incentives for construction of properly sized and installed rain gardens or cisterns (RainWise program) into creek watersheds. The Natural Drainage Systems Projects within this program will achieve the water quality goals for the NDS Partnering Program identified in Seattle’s Plan to Protect Seattle’s Waterways (the Long Term Control Plan requirement within our Consent Decree) while coordinating with SDOT and community groups to deliver co-benefits such as sidewalks. The program also includes projects that are part of the SPU and Council created GSI in Urban Villages Program which will deliver multi-purpose green infrastructure projects in urban villages and urban centers through community partnerships and development synergies.

Resources	LTD Actuals	2020 Revised	2021	2022	2023	2024	2025	2026	Total
Drainage and Wastewater Rates	18,895	27,479	17,832	30,120	27,237	20,773	16,639	18,125	177,100
Total:	18,895	27,479	17,832	30,120	27,237	20,773	16,639	18,125	177,100
Fund Appropriations / Allocations ¹	LTD Actuals	2020 Revised	2021	2022	2023	2024	2025	2026	Total
Drainage and Wastewater Fund	18,895	27,479	17,832	30,120	27,237	20,773	16,639	18,125	177,100
Total:	18,895	27,479	17,832	30,120	27,237	20,773	16,639	18,125	177,100

O&M Impacts: This is an ongoing program and any O&M needed as a result of this program is included in SPU's Operating Budget.

Beneficial Uses Program

Project No:	MC-SU-C3317	BSL Code:	BC-SU-C333B
Project Type:	Ongoing	BSL Name:	Protection of Beneficial Uses
Project Category:	Improved Facility	Location:	Various
Current Project Stage:	N/A	Council District:	Multiple
Start/End Date:	N/A	Neighborhood District:	Multiple
Total Project Cost:	N/A	Urban Village:	Multiple

This ongoing project develops drainage related projects to improve the water quality, stream function and habitat in the streams and receiving waters of Seattle. Projects include stream and habitat restoration to reduce flooding, culvert repair and replacements to protect public safety, and green stormwater infrastructure projects to address flooding and control and clean runoff to streams.

Resources	LTD Actuals	2020 Revised	2021	2022	2023	2024	2025	2026	Total
Drainage and Wastewater Rates	8,019	2,209	1,636	13,747	4,221	5,663	3,791	971	40,256
Total:	8,019	2,209	1,636	13,747	4,221	5,663	3,791	971	40,256
Fund Appropriations / Allocations ¹	LTD Actuals	2020 Revised	2021	2022	2023	2024	2025	2026	Total
Drainage and Wastewater Fund	8,019	2,209	1,636	13,747	4,221	5,663	3,791	971	40,256
Total:	8,019	2,209	1,636	13,747	4,221	5,663	3,791	971	40,256

O&M Impacts: This is an ongoing program and any O&M needed as a result of this program is included in SPU's Operating Budget.

¹Funds are appropriated through the Adopted Budget at the Budget Summary Level. All Amounts shown above are in thousands of dollars

Sediment Remediation

Project No:	MC-SU-C3503	BSL Code:	BC-SU-C350B
Project Type:	Ongoing	BSL Name:	Sediments
Project Category:	Improved Facility	Location:	Various
Current Project Stage:	N/A	Council District:	Multiple
Start/End Date:	N/A	Neighborhood District:	Multiple
Total Project Cost:	N/A	Urban Village:	Not in an Urban Village

This ongoing program provides for City of Seattle participation in cleanup of contaminated sediment sites at multiple locations across Seattle for which the City's drainage and wastewater utilities may have some liability. Typical phases of such projects include preliminary studies and analyses, preliminary engineering for actual cleanup efforts, and liability allocation negotiations. This program enhances the natural environment of Seattle and addresses both State and Federal regulatory agency requirements.

Resources	LTD Actuals	2020 Revised	2021	2022	2023	2024	2025	2026	Total
Drainage and Wastewater Rates	41,317	3,866	3,867	4,579	4,340	7,287	16,686	13,594	95,537
Total:	41,317	3,866	3,867	4,579	4,340	7,287	16,686	13,594	95,537
Fund Appropriations / Allocations ¹	LTD Actuals	2020 Revised	2021	2022	2023	2024	2025	2026	Total
Drainage and Wastewater Fund	41,317	3,866	3,867	4,579	4,340	7,287	16,686	13,594	95,537
Total:	41,317	3,866	3,867	4,579	4,340	7,287	16,686	13,594	95,537

O&M Impacts: This is an ongoing program and any O&M needed as a result of this program is included in SPU's Operating Budget.

Long Term Control Plan

Project No:	MC-SU-C3604	BSL Code:	BC-SU-C360B
Project Type:	Ongoing	BSL Name:	Combined Sewer Overflows
Project Category:	Improved Facility	Location:	Various
Current Project Stage:	N/A	Council District:	Multiple
Start/End Date:	N/A	Neighborhood District:	Not in a Neighborhood District
Total Project Cost:	N/A	Urban Village:	Not in an Urban Village

This project supports the ongoing implementation of SPU's Combined Sewer Overflow (CSO) Reduction Long Term Control Plan (LTCP) in accordance with SPU's National Pollutant Discharge Elimination System (NPDES) permit and the Federal CSO Control Policy. On May 1, 2012, the Environmental Protection Agency/Department of Justice issued a draft Consent Decree to the City of Seattle which requires the development and submission of a Long-Term Control Plan for approval by May 30, 2015. It further stipulates that all CSO Control Measures are to be constructed as expeditiously as practicable, and in no event later than December 31, 2030. The Consent Decree also allows the City to propose storm water control project(s) as part of an Integrated Plan, in addition to the CSO Control Measures. The LTCP identified projects and programs to reduce the number and volume of CSOs, meet receiving water quality standards, and protect designated beneficial uses. The LTCP includes flow characterization, monitoring, and hydraulic modeling; development of CSO control alternatives; development of control alternatives that takes into consideration costs and performance; operational plan revisions; public participation; implementation schedule; and post-construction monitoring.

Resources	LTD Actuals	2020 Revised	2021	2022	2023	2024	2025	2026	Total
Drainage and Wastewater Rates	16,227	299	800	800	600	600	600	600	20,526
Total:	16,227	299	800	800	600	600	600	600	20,526
Fund Appropriations / Allocations¹	LTD Actuals	2020 Revised	2021	2022	2023	2024	2025	2026	Total
Drainage and Wastewater Fund	16,227	299	800	800	600	600	600	600	20,526
Total:	16,227	299	800	800	600	600	600	600	20,526

O&M Impacts: Any O&M needed as a result of this project will be included and/or identified as part of SPU's Operating Budget.

¹Funds are appropriated through the Adopted Budget at the Budget Summary Level. All Amounts shown above are in thousands of dollars

S Henderson CSO Storage

Project No:	MC-SU-C3609	BSL Code:	BC-SU-C360B
Project Type:	Discrete	BSL Name:	Combined Sewer Overflows
Project Category:	Improved Facility	Location:	S Henderson St.
Current Project Stage:	Stage 6 - Closeout	Council District:	Council District 2
Start/End Date:	2001 - 2019	Neighborhood District:	Southeast
Total Project Cost:	\$59,601	Urban Village:	Not in an Urban Village

This project provides construction of combined sewer overflows (CSO) facilities in the Henderson area in the southeast part of Seattle. Facilities will be built to meet level of service requirements for CSOs and comply with State and Federal regulations.

Resources	LTD Actuals	2020 Revised	2021	2022	2023	2024	2025	2026	Total
Drainage and Wastewater Rates	59,601	-	-	-	-	-	-	-	59,601
Total:	59,601	-	-	-	-	-	-	-	59,601
Fund Appropriations / Allocations ¹	LTD Actuals	2020 Revised	2021	2022	2023	2024	2025	2026	Total
Drainage and Wastewater Fund	59,601	-	-	-	-	-	-	-	59,601
Total:	59,601	-	-	-	-	-	-	-	59,601

O&M Impacts: Any O&M needed as a result of this project will be included and/or identified as part of SPU's Operating Budget.

Green Stormwater Infrastructure Program

Project No:	MC-SU-C3610	BSL Code:	BC-SU-C360B
Project Type:	Ongoing	BSL Name:	Combined Sewer Overflows
Project Category:	Improved Facility	Location:	Citywide
Current Project Stage:	N/A	Council District:	Multiple
Start/End Date:	N/A	Neighborhood District:	Multiple
Total Project Cost:	N/A	Urban Village:	Multiple

This ongoing program provides construction of Green Stormwater Infrastructure (GSI) as a component of combined sewer overflow (CSO) reduction within the uncontrolled CSO basins. Work includes roadside bioretention and the RainWise program. RainWise provides financial incentives to private property owners within our uncontrolled CSO basins for construction of properly sized and installed raingardens or cisterns. The program supports the City's current regulatory strategy for compliance with CSO National Pollutant Discharge Elimination System (NPDES) permit.

Resources	LTD Actuals	2020 Revised	2021	2022	2023	2024	2025	2026	Total
Drainage and Wastewater Rates	12,982	3,161	528	538	558	538	528	528	19,358
Total:	12,982	3,161	528	538	558	538	528	528	19,358
Fund Appropriations / Allocations ¹	LTD Actuals	2020 Revised	2021	2022	2023	2024	2025	2026	Total
Drainage and Wastewater Fund	12,982	3,161	528	538	558	538	528	528	19,358
Total:	12,982	3,161	528	538	558	538	528	528	19,358

O&M Impacts: This is an ongoing program and any O&M needed as a result of this program is included in SPU's Operating Budget.

¹Funds are appropriated through the Adopted Budget at the Budget Summary Level. All Amounts shown above are in thousands of dollars

CSO Facility Retrofit

Project No:	MC-SU-C3611	BSL Code:	BC-SU-C360B
Project Type:	Ongoing	BSL Name:	Combined Sewer Overflows
Project Category:	Improved Facility	Location:	Various
Current Project Stage:	N/A	Council District:	Multiple
Start/End Date:	N/A	Neighborhood District:	Multiple
Total Project Cost:	N/A	Urban Village:	Not in an Urban Village

This ongoing project retrofits, upgrades, and modifies existing Combined Sewer Overflows (CSO) reduction facilities in Seattle CSO basins. Retrofit projects cost-effectively optimize and maximize existing system operation to minimize CSOs to the greatest extent possible, reducing long term CSO storage needs. This project assists in achieving State Department of Ecology's requirement of an average of no more than one CSO event per outfall per year.

Resources	LTD Actuals	2020 Revised	2021	2022	2023	2024	2025	2026	Total
Drainage and Wastewater Rates	12,133	23,380	3,546	225	-	-	-	-	39,284
Total:	12,133	23,380	3,546	225	-	-	-	-	39,284
Fund Appropriations / Allocations ¹	LTD Actuals	2020 Revised	2021	2022	2023	2024	2025	2026	Total
Drainage and Wastewater Fund	12,133	23,380	3,546	225	-	-	-	-	39,284
Total:	12,133	23,380	3,546	225	-	-	-	-	39,284

O&M Impacts: This is an ongoing program and any O&M needed as a result of this program is included in SPU's Operating Budget.

¹Funds are appropriated through the Adopted Budget at the Budget Summary Level. All Amounts shown above are in thousands of dollars

Future CSO Projects

Project No:	MC-SU-C3612	BSL Code:	BC-SU-C360B
Project Type:	Ongoing	BSL Name:	Combined Sewer Overflows
Project Category:	Improved Facility	Location:	N/A
Current Project Stage:	N/A	Council District:	Multiple
Start/End Date:	N/A	Neighborhood District:	Multiple
Total Project Cost:	N/A	Urban Village:	Multiple

This project is for future combined sewer overflow (CSO) reduction projects that will be identified through the CSO Long-Term Control Plan (LTCP) Update. Future projects are most likely to include underground storage projects, wastewater lift station improvements, and/or wastewater conveyance system improvements. Planning for the projects began in 2018, and the projects should complete their construction by 2030.

Resources	LTD Actuals	2020 Revised	2021	2022	2023	2024	2025	2026	Total
Drainage and Wastewater Rates	1,466	5,311	4,295	6,517	9,160	21,701	14,217	8,791	71,457
Total:	1,466	5,311	4,295	6,517	9,160	21,701	14,217	8,791	71,457

Fund Appropriations / Allocations ¹	LTD Actuals	2020 Revised	2021	2022	2023	2024	2025	2026	Total
Drainage and Wastewater Fund	1,466	5,311	4,295	6,517	9,160	21,701	14,217	8,791	71,457
Total:	1,466	5,311	4,295	6,517	9,160	21,701	14,217	8,791	71,457

O&M Impacts: This is an ongoing program and any O&M needed as a result of this program is included in SPU's Operating Budget.

Ship Canal Water Quality Project

Project No:	MC-SU-C3614	BSL Code:	BC-SU-C360B
Project Type:	Discrete	BSL Name:	Combined Sewer Overflows
Project Category:	Improved Facility	Location:	West Ship Canal
Current Project Stage:	Stage 5 - Construction	Council District:	Multiple
Start/End Date:	2014 - 2027	Neighborhood District:	Multiple
Total Project Cost:	\$570,000	Urban Village:	Multiple

The City of Seattle (the City) has prepared a comprehensive strategy, called The Plan to Protect Seattle's Waterways (the Plan) to reduce overflows and discharge of pollutants from combined sewers and the storm drain system. The City must control sewer discharges to protect public health, the environment, to comply with the Clean Water Act, the United States District Court Consent Decree, and State regulations. On May 29, 2015, the City submitted the plan to EPA and Ecology for approval. The largest project identified in the Plan is the Ship Canal Water Quality Project. This project is a joint project between SPU and King County to design and construct a storage tunnel to capture Combined Sewer Overflows for 5 SPU outfalls and two King County outfalls. The tunnel will be 2.7 miles long and run from Wallingford to Ballard. The tunnel will be approximately 18 feet in diameter and have a storage volume of about 30 million gallons. The purpose of the project is to bring all seven outfalls into compliance with the State's control standard of one untreated overflow per year per outfall on a 20-year moving average. Note all City/County funding allocations are for informational purposes, only. Actual resource allocations will be determined through ongoing project governance agreements and interagency coordination between the City and King County.

Resources	LTD Actuals	2020 Revised	2021	2022	2023	2024	2025	2026	Total
Drainage and Wastewater Rates	68,417	80,767	84,781	64,895	59,754	44,037	7,676	9,611	419,938
King County Funds	21,756	49,365	40,160	29,567	17,507	10,627	5,940	-	174,921
Total:	90,173	130,132	124,941	94,462	77,261	54,664	13,615	9,611	594,860

Fund Appropriations / Allocations¹	LTD Actuals	2020 Revised	2021	2022	2023	2024	2025	2026	Total
Drainage and Wastewater Fund	90,173	130,132	124,941	94,462	77,261	54,664	13,615	9,611	594,860
Total:	90,173	130,132	124,941	94,462	77,261	54,664	13,615	9,611	594,860

O&M Impacts: Any O&M needed as a result of this project will be included and/or identified as part of SPU's Operating Budget.

Pump Station & Force Main Improvements

Project No:	MC-SU-C3703	BSL Code:	BC-SU-C370B
Project Type:	Ongoing	BSL Name:	Rehabilitation
Project Category:	Improved Facility	Location:	Various
Current Project Stage:	N/A	Council District:	Multiple
Start/End Date:	N/A	Neighborhood District:	Multiple
Total Project Cost:	N/A	Urban Village:	Not in an Urban Village

This ongoing project provides for improvements and upgrades to the 68 SPU-owned wastewater pump stations and force mains. Typical improvements may include, but are not limited to, replacement of existing pump station assets including pumps, motors, and valves, and installation of new assets such as SCADA systems, generators, and emergency plugs. This project enhances and extends the useful life of the existing pump stations which protects water quality.

Resources	LTD Actuals	2020 Revised	2021	2022	2023	2024	2025	2026	Total
Drainage and Wastewater Rates	18,133	8,719	7,152	10,510	7,378	7,242	7,394	8,596	75,124
Total:	18,133	8,719	7,152	10,510	7,378	7,242	7,394	8,596	75,124
Fund Appropriations / Allocations ¹	LTD Actuals	2020 Revised	2021	2022	2023	2024	2025	2026	Total
Drainage and Wastewater Fund	18,133	8,719	7,152	10,510	7,378	7,242	7,394	8,596	75,124
Total:	18,133	8,719	7,152	10,510	7,378	7,242	7,394	8,596	75,124

O&M Impacts: This is an ongoing program and any O&M needed as a result of this program is included in SPU's Operating Budget.

¹Funds are appropriated through the Adopted Budget at the Budget Summary Level. All Amounts shown above are in thousands of dollars

Outfall Rehabilitation Program

Project No:	MC-SU-C3708	BSL Code:	BC-SU-C370B
Project Type:	Ongoing	BSL Name:	Rehabilitation
Project Category:	Improved Facility	Location:	Various
Current Project Stage:	N/A	Council District:	Multiple
Start/End Date:	N/A	Neighborhood District:	Multiple
Total Project Cost:	N/A	Urban Village:	Multiple

This ongoing project provides rehabilitation of outfalls throughout Seattle Public Utilities service area. Typical improvements may include, but are not limited to, repair, rehabilitation or replacement of outfall structures. This project will investigate the condition of each of the outfalls and complete an options analysis, followed by design, construction, and closeout activities.

Resources	LTD Actuals	2020 Revised	2021	2022	2023	2024	2025	2026	Total
Drainage and Wastewater Rates	3,720	604	510	1,500	1,500	1,500	1,500	1,500	12,334
Total:	3,720	604	510	1,500	1,500	1,500	1,500	1,500	12,334
Fund Appropriations / Allocations ¹	LTD Actuals	2020 Revised	2021	2022	2023	2024	2025	2026	Total
Drainage and Wastewater Fund	3,720	604	510	1,500	1,500	1,500	1,500	1,500	12,334
Total:	3,720	604	510	1,500	1,500	1,500	1,500	1,500	12,334

O&M Impacts: This is an ongoing program and any O&M needed as a result of this program is included in SPU's Operating Budget.

Pipe Renewal Program

Project No:	MC-SU-C3710	BSL Code:	BC-SU-C370B
Project Type:	Ongoing	BSL Name:	Rehabilitation
Project Category:	Improved Facility	Location:	Various
Current Project Stage:	N/A	Council District:	Multiple
Start/End Date:	N/A	Neighborhood District:	Multiple
Total Project Cost:	N/A	Urban Village:	Multiple

SPU operates and maintains approximately 1,423 miles of wastewater conveyance (combined and separated) pipe. The age of this infrastructure varies; however, significant portions of the system were constructed prior to 1950. This ongoing program repairs, replaces, rehabilitates and renews the conveyance system by SPU crews and various contracting construction projects.

Resources	LTD Actuals	2020 Revised	2021	2022	2023	2024	2025	2026	Total
Drainage and Wastewater Rates	65,295	40,901	30,356	31,010	31,682	32,360	32,741	34,429	298,774
Total:	65,295	40,901	30,356	31,010	31,682	32,360	32,741	34,429	298,774
Fund Appropriations / Allocations ¹	LTD Actuals	2020 Revised	2021	2022	2023	2024	2025	2026	Total
Drainage and Wastewater Fund	65,295	40,901	30,356	31,010	31,682	32,360	32,741	34,429	298,774
Total:	65,295	40,901	30,356	31,010	31,682	32,360	32,741	34,429	298,774

O&M Impacts: This is an ongoing program and any O&M needed as a result of this program is included in SPU's Operating Budget.

Drainage Facilities Rehabilitation

Project No:	MC-SU-C3711	BSL Code:	BC-SU-C370B
Project Type:	Ongoing	BSL Name:	Rehabilitation
Project Category:	Improved Facility	Location:	Citywide
Current Project Stage:	N/A	Council District:	Multiple
Start/End Date:	N/A	Neighborhood District:	Multiple
Total Project Cost:	N/A	Urban Village:	Multiple

This new project provides for improvements and upgrades to SPU-owned drainage facilities including, but not limited to, detention/treatment ponds, flow control facilities, and water quality structures. Typical improvements may include, but are not limited to, the repair, rehabilitation, or replacement of drainage facilities.

Resources	LTD Actuals	2020 Revised	2021	2022	2023	2024	2025	2026	Total
Drainage and Wastewater Rates	-	250	250	250	250	250	250	250	1,750
Total:	-	250	250	250	250	250	250	250	1,750

Fund Appropriations / Allocations¹	LTD Actuals	2020 Revised	2021	2022	2023	2024	2025	2026	Total
Drainage and Wastewater Fund	-	250	250	250	250	250	250	250	1,750
Total:	-	250	250	250	250	250	250	250	1,750

O&M Impacts: This is an ongoing program and any O&M needed as a result of this program is included in SPU's Operating Budget.

¹Funds are appropriated through the Adopted Budget at the Budget Summary Level. All Amounts shown above are in thousands of dollars

Drainage Capacity Program

Project No:	MC-SU-C3802	BSL Code:	BC-SU-C380B
Project Type:	Ongoing	BSL Name:	Flooding, Sewer Backup & Landslide
Project Category:	Improved Facility	Location:	Various
Current Project Stage:	N/A	Council District:	Multiple
Start/End Date:	N/A	Neighborhood District:	Multiple
Total Project Cost:	N/A	Urban Village:	Multiple

This ongoing program provides flood control and local drainage and wastewater projects to improve system capacity or increase the existing level of service. Candidate projects are identified through DWW investigations, claims, complaints, studies, and prior planning. Drainage “spot” projects and small landslides prevention projects are also included within this program. The Localized Flood Control Program improves Drainage and Wastewater levels of service.

Resources	LTD Actuals	2020 Revised	2021	2022	2023	2024	2025	2026	Total
Drainage and Wastewater Rates	21,260	2,437	2,754	3,711	3,302	3,904	6,804	6,940	51,112
Total:	21,260	2,437	2,754	3,711	3,302	3,904	6,804	6,940	51,112

Fund Appropriations / Allocations ¹	LTD Actuals	2020 Revised	2021	2022	2023	2024	2025	2026	Total
Drainage and Wastewater Fund	21,260	2,437	2,754	3,711	3,302	3,904	6,804	6,940	51,112
Total:	21,260	2,437	2,754	3,711	3,302	3,904	6,804	6,940	51,112

O&M Impacts: This is an ongoing program and any O&M needed as a result of this program is included in SPU's Operating Budget.

¹Funds are appropriated through the Adopted Budget at the Budget Summary Level. All Amounts shown above are in thousands of dollars

Sanitary Sewer Overflow Capacity

Project No:	MC-SU-C3804	BSL Code:	BC-SU-C380B
Project Type:	Ongoing	BSL Name:	Flooding, Sewer Backup & Landslide
Project Category:	Improved Facility	Location:	Various
Current Project Stage:	N/A	Council District:	Multiple
Start/End Date:	N/A	Neighborhood District:	Multiple
Total Project Cost:	N/A	Urban Village:	Multiple

This ongoing program is designed to improve sanitary sewer service to Seattle customers by addressing current and projected capacity limitations of the wastewater system through capital project improvements. Such improvements may include demand management measures such as infiltration and inflow (I/I) reduction, increased conveyance capacity, and individual customer measures such as installation of backflow preventers or grinder pumps to reduce the risk that customers will experience backups of sewage into their homes and businesses during storm events.

Resources	LTD Actuals	2020 Revised	2021	2022	2023	2024	2025	2026	Total
Drainage and Wastewater Rates	7,816	13,619	11,807	3,164	4,638	9,200	11,500	11,500	73,245
Total:	7,816	13,619	11,807	3,164	4,638	9,200	11,500	11,500	73,245

Fund Appropriations / Allocations¹	LTD Actuals	2020 Revised	2021	2022	2023	2024	2025	2026	Total
Drainage and Wastewater Fund	7,816	13,619	11,807	3,164	4,638	9,200	11,500	11,500	73,245
Total:	7,816	13,619	11,807	3,164	4,638	9,200	11,500	11,500	73,245

O&M Impacts: This is an ongoing program and any O&M needed as a result of this program is included in SPU's Operating Budget.

South Park Stormwater Program

Project No:	MC-SU-C3806	BSL Code:	BC-SU-C380B
Project Type:	Discrete	BSL Name:	Flooding, Sewer Backup & Landslide
Project Category:	Improved Facility	Location:	698 S Riverside DR
Current Project Stage:	Stage 3 - Design	Council District:	Council District 1
Start/End Date:	2006 - 2025	Neighborhood District:	Greater Duwamish
Total Project Cost:	\$134,876	Urban Village:	Greater Duwamish

This program constructs a pump station (PS), a water quality facility (WQF), and additional drainage conveyance in South Park. The PS will allow the existing storm drain outfall to drain the system when the tide is high and will support future drainage projects. The WQF will treat most stormwater flows from the basin, reducing pollutant loading to the Duwamish. Excessive flows will bypass the WQF and be pumped directly to the river. This program was formerly titled "South Park Pump Station."

Resources	LTD Actuals	2020 Revised	2021	2022	2023	2024	2025	2026	Total
Drainage and Wastewater Rates	16,958	19,739	23,008	9,988	6,035	2,800	17,200	34,200	129,927
Total:	16,958	19,739	23,008	9,988	6,035	2,800	17,200	34,200	129,927
Fund Appropriations / Allocations ¹	LTD Actuals	2020 Revised	2021	2022	2023	2024	2025	2026	Total
Drainage and Wastewater Fund	16,958	19,739	23,008	9,988	6,035	2,800	17,200	34,200	129,927
Total:	16,958	19,739	23,008	9,988	6,035	2,800	17,200	34,200	129,927

O&M Impacts: Any O&M needed as a result of this project will be included and/or identified as part of SPU's Operating Budget.

¹Funds are appropriated through the Adopted Budget at the Budget Summary Level. All Amounts shown above are in thousands of dollars

Thornton Confluence Improvement

Project No:	MC-SU-C3811	BSL Code:	BC-SU-C380B
Project Type:	Discrete	BSL Name:	Flooding, Sewer Backup & Landslide
Project Category:	Improved Facility	Location:	Thornton Creek
Current Project Stage:	Stage 6 - Closeout	Council District:	Multiple
Start/End Date:	2008 - 2019	Neighborhood District:	Not in a Neighborhood District
Total Project Cost:	\$7,907	Urban Village:	Not in an Urban Village

This project provides creek realignment, floodplain excavation, culvert replacement, and riparian plantings at the confluence of the north and south branches of Thornton Creek. SPU has acquired a number of flood prone properties in this area over the last decade. Using these properties, this project increases culvert capacity, floodplain area and flood storage, and provides stream habitat benefits. The project will help alleviate flooding and reduce maintenance at Meadowbrook Pond.

Resources	LTD Actuals	2020 Revised	2021	2022	2023	2024	2025	2026	Total
Drainage and Wastewater Rates	7,606	301	-	-	-	-	-	-	7,907
Total:	7,606	301	-	-	-	-	-	-	7,907

Fund Appropriations / Allocations ¹	LTD Actuals	2020 Revised	2021	2022	2023	2024	2025	2026	Total
Drainage and Wastewater Fund	7,606	301	-	-	-	-	-	-	7,907
Total:	7,606	301	-	-	-	-	-	-	7,907

O&M Impacts: Any O&M needed as a result of this project will be included and/or identified as part of SPU's Operating Budget.

Broadview Long-Term Plan

Project No:	MC-SU-C3812	BSL Code:	BC-SU-C380B
Project Type:	Ongoing	BSL Name:	Flooding, Sewer Backup & Landslide
Project Category:	Improved Facility	Location:	Broadview
Current Project Stage:	N/A	Council District:	Council District 5
Start/End Date:	N/A	Neighborhood District:	Northwest
Total Project Cost:	N/A	Urban Village:	Not in an Urban Village

The Broadview Long-Term Plan had been an ongoing program to address longstanding drainage and wastewater problems. The current funded capital project within that program is the 12th Avenue NW Drainage Basin project, which addresses public and private flooding problems in that area by providing stormwater detention and green infrastructure.

Resources	LTD Actuals	2020 Revised	2021	2022	2023	2024	2025	2026	Total
Drainage and Wastewater Rates	7,429	6,298	5,329	2,897	30	-	-	-	21,984
Total:	7,429	6,298	5,329	2,897	30	-	-	-	21,984
Fund Appropriations / Allocations ¹	LTD Actuals	2020 Revised	2021	2022	2023	2024	2025	2026	Total
Drainage and Wastewater Fund	7,429	6,298	5,329	2,897	30	-	-	-	21,984
Total:	7,429	6,298	5,329	2,897	30	-	-	-	21,984

O&M Impacts: This is an ongoing program and any O&M needed as a result of this program is included in SPU's Operating Budget.

¹Funds are appropriated through the Adopted Budget at the Budget Summary Level. All Amounts shown above are in thousands of dollars

Seattle Public Utilities

Solid Waste

Overview

Seattle Public Utilities (SPU) collects and disposes of solid waste generated within the City of Seattle. To fulfill this responsibility, the City owns and manages the following significant infrastructure:

- Two transfer stations;
- One recycling and re-use facility;
- Two household hazardous waste facilities;
- A fleet of trucks and heavy equipment; and
- Three closed landfills previously used by the City.

The Solid Waste Fund (SWF) Capital Improvement Plan (CIP) is the planning tool for rehabilitating, replacing, improving, and expanding infrastructure, as well as constructing projects that protect, conserve, and enhance our region's environmental resources. Planned spending in the SWF CIP is approximately \$85 million over the next six years, from 2021 through 2026.

Major anticipated projects include:

- Cleanup of the historic South Park Landfill (2022-2024) at the South Park Development Project.
- Minimum operational improvements prior to the full redevelopment of the old South Transfer Station campus.

These projects comprise approximately 62% of the SWF CIP. Other significant projects include the Waste Removal project at the Midway Landfill, replacing two compactors, improvements at the South Transfer Station, and SPU's annual equipment investment.

Thematic Priorities

The SWF places a high priority on managing environmental issues and addressing regulatory requirements related to current and historic solid waste facilities while protecting employees and customer health and safety.

- Managing environmental issues and regulations: SPU is required to improve former landfill sites and act as necessary when conditions change. For example, underground gas levels at these sites are monitored. When increasing gas levels are detected, SPU implements improvements to extract the excess gas or otherwise mitigate the environmental impacts of the gas increase. Landfill projects are also triggered by Washington State Department of Transportation improvements to Interstate-5 that require modification to landfill infrastructure in the right-of-way and support of Sound Transit projects that impact the Midway Landfill. Additionally, the new transfer stations are designed to reduce the environmental impacts of the existing stations on neighboring communities.

Project Selection Criteria

SPU identifies candidate capital projects from several sources – planning (e.g., comprehensive plans, program plans), external projects and opportunities, and emergencies or other unexpected events. Under SPU's Asset Management System, projects must be justified through a business case process that establishes that a problem or opportunity is timely and important and that the proposed solution is

superior to alternatives based on a triple bottom line analysis (economic, environmental, and social) of life-cycle benefits and costs. The process also recognizes that a project may be a “must do” project (e.g. required by regulations).

Prioritization of SPU projects are based on the following set of criteria:

- **Regulatory Mandates, Legal Agreements:** The degree to which the project is driven by Federal, State, and local laws, permit and regulatory requirements, and consent decrees; as well as by legal agreements with public and private parties. Examples of highly ranked projects in this category include the South Park Development project and Kent Highlands and Midway Landfills programs.
- **External Drivers:** SPU’s responsiveness to, or engagement with, the projects of other departments or jurisdictions, and the specific mandates of the City Council and Mayor. An example of a project in this category is the 1% for Arts program.
- **Infrastructure:** How a project addresses infrastructure conditions or vulnerabilities. An example of a highly ranked project in this category is the operational improvements at the South Transfer Station.
- **Level of Service:** The importance of this project in providing or improving services to customers. An example of a highly ranked project in this category is the replacement of two compactors at the transfer stations.
- **Other Factors:** Other important factors include high net present value or cost-effectiveness, social or environmental benefits that were not otherwise recognized, a project already in progress or near completion, limited time opportunity, demonstration projects, community visibility, or outside funding.

Every project is rated against each criterion. Criteria are then considered in determining an overall project priority ranking, using expert judgment (rather than a formula). Priority rankings for the CIP are determined by the leads for each LOB, with reviews by key internal stakeholders. The ranking scheme and criteria are the same for all LOBs and are approved by the SPU General Manager/CEO and Asset Management Committee. Project priority rankings are used to clarify and document which projects are most important and why, to help determine which projects at the margin will be included, excluded or deferred from the CIP, and which projects should receive priority attention if a staff or financial resource constraint should arise.

CIP Highlights

2021-2026 Proposed Solid Waste Fund CIP by BCL

(In '000s; total may not sum due to rounding)

BCL	2020	2021	2022	2023	2024	2025	Total
New Facilities	19,250	27,700	11,320	1,300	555	14	60,139
Rehabilitation & Heavy Eqpt	1,220	650	700	625	550	150	3,895
Shared Cost Projects	2,842	2,640	1,939	1,606	1,398	1,191	11,616
Technology	1,988	1,508	1,508	1,508	1,508	1,508	9,525
Total	25,299	32,498	15,466	5,039	4,011	2,862	85,175

New Facilities: This program includes the planning, design, and construction of new facilities to enhance solid waste operations. In 2021, SPU will continue to implement its Solid Waste Facilities Master Plan. The key project drivers of the New Facilities budget are the South Park Development (landfill cleanup) and the South Transfer Station operational improvements projects.

Rehabilitation and Heavy Equipment: This program includes design and construction of projects that repair and/or upgrade solid waste facilities other than the transfer stations. The key drivers of this budget level are the Midway project and new funding for the Solid Waste Comprehensive Plan Update as required by the Washington State Department of Ecology.

Shared Cost Projects: This program includes individual capital improvement projects that typically benefit multiple Lines of Business (LOB) (e.g. the Water LOB and the Drainage and Wastewater LOB) and which costs are "shared," or paid for by more than one of SPU's utility funds. Key driver for this budget includes heavy equipment purchases, which reflects the best estimate of the required fleet of trucks and heavy equipment for the transfer stations.

Technology: The Technology CIP is managed in six program areas that provide a department-wide view of technology investments to address SPU's strategic, business, and City-wide priorities. These areas are:

- Customer Contact and Billing;
- Enterprise Information Management;
- IT Infrastructure;
- Project Delivery & Performance;
- Science & System Performance; and
- Asset Information Management.

Investments in 2021 address several of SPU's key initiatives, including:

- Financial Management and Internal Controls;
- Operational Excellence and Performance Management;
- An Easy and Engaged Customer Experience;
- Data-driven Decision Support; and
- Project Delivery/Project Controls.

2021-2026 Proposed Capital Improvement Program

In 2021, SPU will continue focusing its technology spending on the highest priority business needs. These projects would primarily be within the Customer Contact and Billing Program, Project Delivery and Performance Program, as well as the Asset Information Management Program.

With the new Customer Information System (CIS) already in place, the next major projects for SPU within the Customer Contact and Billing Program include the Utilities Customer Self-Service Portal project, the Customer Contact and Billing Upgrade, CIS Workflow, and the CIS Reporting. Other projects slated would be enhancements to SPU's Enterprise Project Management System and the Development Systems Integration project, and the Maximo Business Intelligence upgrade along with other projects that have been deferred in previous years.

CIP Revenue Sources

Much of the SWF CIP is funded through bond proceeds and current cash contributions, the mix of which is determined by SWF financial policies, the overall financial health of the SWF, and the best value and equity to ratepayers. SPU issued debt in 2014, 2015, and 2016. SPU is not planning any SWF bond issuances and will use current cash contributions and existing cash on hand to pay for the CIP. Cash contributions to construction and repayment of debt come from rate-based charges to customers whose solid waste services are handled by the City's solid waste infrastructure and programs.

SPU also actively seeks grants, low-interest loans, and other funding sources whenever possible and prudent. The Solid Waste Utility is currently in the middle of a capital-intensive historic landfill remediation process and the South Recycling Center project. These projects are the primary drivers of CIP spending and have required rate increases for financing.

Summary of Upcoming Budget Issues and Challenges

Solid Waste faces logistical and financial issues as it reconstructs its primary facilities and addresses site cleanup efforts.

- Logistics: SWF is focusing on developing the South Recycling Center and must continue to use the site for trailer parking and household hazardous waste collection during construction.
- Financial Challenges: Developing the South Recycling Center along with site remediation efforts puts considerable short-term financial strain on the SWF. While the SWF is funding and building these major projects, it is working to address environmental stewardship by encouraging waste reduction and recycling, which results in declining demand for services.

Future Projects/What is on the Horizon

Once the South Park Landfill cleanup work and South Transfer Station operational improvements are completed, SPU will begin a thorough planning process to guide the future redevelopment of the South Transfer Station campus. The planning will take broader City needs into consideration before selecting a redevelopment scenario. Spending for the future development will be better defined over the next 3-5 years.

CIP Project Page Readers Note

2021-2026 Proposed Capital Improvement Program

SPU's 2020 revised budget is sometimes overstated because it includes carryforward appropriations from 2019. SPU will submit CIP carry forward abandonments as part of the Q4 Supplemental budget, which will then be reflected in the 2021-2026 Adopted CIP document.

South Recycling Center

Project No:	MC-SU-C2302	BSL Code:	BC-SU-C230B
Project Type:	Discrete	BSL Name:	New Facilities
Project Category:	Improved Facility	Location:	8100 2nd AVE S
Current Project Stage:	Stage 3 - Design	Council District:	Council District 1
Start/End Date:	2006 - 2025	Neighborhood District:	Greater Duwamish
Total Project Cost:	\$43,202	Urban Village:	Greater Duwamish

This project transforms the existing South Recycling and Disposal Station to a recycling and reuse area. The existing transfer station building and associated facilities will be demolished and replaced with new recycling facilities, a reuse facility, parking and storage area for transfer trailers, and other solid waste facilities.

Resources	LTD Actuals	2020 Revised	2021	2022	2023	2024	2025	2026	Total
Solid Waste Rates	6,714	12,570	13,000	17,000	6,220	-	175	10	55,689
Total:	6,714	12,570	13,000	17,000	6,220	-	175	10	55,689
Fund Appropriations / Allocations ¹	LTD Actuals	2020 Revised	2021	2022	2023	2024	2025	2026	Total
Solid Waste Fund	6,714	12,570	13,000	17,000	6,220	-	175	10	55,689
Total:	6,714	12,570	13,000	17,000	6,220	-	175	10	55,689

O&M Impacts: Any O&M needed as a result of this project will be included and/or identified as part of SPU's Operating Budget.

Miscellaneous Station Improvement

Project No:	MC-SU-C2303	BSL Code:	BC-SU-C230B
Project Type:	Ongoing	BSL Name:	New Facilities
Project Category:	Improved Facility	Location:	Multiple
Current Project Stage:	N/A	Council District:	Multiple
Start/End Date:	N/A	Neighborhood District:	Multiple
Total Project Cost:	N/A	Urban Village:	Multiple

This project provides modifications, upgrades and wear replacement for the two new City Transfer Stations. The new facilities will require periodic capital upgrades and replacement to extend the useful life of these assets. Examples of this work include improvements to the South Transfer Station (STS) wheelwash and floor drain system to meet regulatory requirements and replacement of the wear surface on the STS tipping floor or modifications to optimize the NTS facility.

Resources	LTD Actuals	2020 Revised	2021	2022	2023	2024	2025	2026	Total
Solid Waste Rates	4,447	1,265	250	3,100	3,100	300	300	-	12,762
Total:	4,447	1,265	250	3,100	3,100	300	300	-	12,762
Fund Appropriations / Allocations ¹	LTD Actuals	2020 Revised	2021	2022	2023	2024	2025	2026	Total
Solid Waste Fund	4,447	1,265	250	3,100	3,100	300	300	-	12,762
Total:	4,447	1,265	250	3,100	3,100	300	300	-	12,762

O&M Impacts: This is an ongoing program and any O&M needed as a result of this program is included in SPU's Operating Budget.

South Park Development

Project No:	MC-SU-C2304	BSL Code:	BC-SU-C230B
Project Type:	Discrete	BSL Name:	New Facilities
Project Category:	Improved Facility	Location:	8100 2nd Ave S
Current Project Stage:	Stage 2 - Initiation, Project Definition, & Planning	Council District:	Council District 1
Start/End Date:	2007 - 2025	Neighborhood District:	Greater Duwamish
Total Project Cost:	\$22,377	Urban Village:	Greater Duwamish

This project studies, plans, designs and constructs remediation of the historic South Park Landfill site to minimize environmental impacts. SPU owns a portion of the site on which the landfill once operated, and was a historic operator of the landfill at one time. This project will meet the requirements of a Washington Department of Ecology Agreed Order for study of and cleanup planning for the historic South Park Landfill.

Resources	LTD Actuals	2020 Revised	2021	2022	2023	2024	2025	2026	Total
Solid Waste Rates	5,667	6,048	6,000	7,600	2,000	1,000	80	4	28,399
Total:	5,667	6,048	6,000	7,600	2,000	1,000	80	4	28,399
Fund Appropriations / Allocations ¹	LTD Actuals	2020 Revised	2021	2022	2023	2024	2025	2026	Total
Solid Waste Fund	5,667	6,048	6,000	7,600	2,000	1,000	80	4	28,399
Total:	5,667	6,048	6,000	7,600	2,000	1,000	80	4	28,399

O&M Impacts: Any O&M needed as a result of this project will be included and/or identified as part of SPU's Operating Budget.

¹Funds are appropriated through the Adopted Budget at the Budget Summary Level. All Amounts shown above are in thousands of dollars

North Transfer Station Rebuild

Project No:	MC-SU-C2306	BSL Code:	BC-SU-C230B
Project Type:	Discrete	BSL Name:	New Facilities
Project Category:	Improved Facility	Location:	N. 34th St.
Current Project Stage:	Stage 6 - Closeout	Council District:	Council District 4
Start/End Date:		Neighborhood District:	Lake Union
Total Project Cost:	\$111,015	Urban Village:	Not in an Urban Village

The project constructs a new North Recycling and Disposal Station to replace the existing, aging facility. The new facility will meet customer and employee needs, regulatory requirements, and waste management goals for at least the next 50 years. Safety, operational, and capacity concerns at the existing transfer station necessitate building a new facility. The new facility will benefit the public by providing reliable transfer of solid waste from the City and preventing the accumulation of waste and unsanitary conditions within the City.

Resources	LTD Actuals	2020 Revised	2021	2022	2023	2024	2025	2026	Total
Solid Waste Rates	110,170	845	-	-	-	-	-	-	111,015
Total:	110,170	845	-	-	-	-	-	-	111,015
Fund Appropriations / Allocations ¹	LTD Actuals	2020 Revised	2021	2022	2023	2024	2025	2026	Total
Solid Waste Fund	110,170	845	-	-	-	-	-	-	111,015
Total:	110,170	845	-	-	-	-	-	-	111,015

O&M Impacts: Any O&M needed as a result of this project is included in SPU's Operating Budget.

Kent Highlands

Project No:	MC-SU-C2402	BSL Code:	BC-SU-C240B
Project Type:	Ongoing	BSL Name:	Rehabilitation & Heavy Equipment
Project Category:	Improved Facility	Location:	Kent Highlands
Current Project Stage:	N/A	Council District:	Outside City of Seattle
Start/End Date:	N/A	Neighborhood District:	Not in a Neighborhood District
Total Project Cost:	N/A	Urban Village:	Not in an Urban Village

This program funds compliance activities related to the Kent Highlands landfill closure project. These activities include environmental and feasibility studies to demonstrate the effectiveness of the Kent Highlands landfill closure project, as well as various landfill improvements. The environmental and feasibility studies are required under the existing Consent Decree with the State Department of Ecology and validate that current environmental controls are effective and reduce the likelihood of additional capital or O&M expenditures. The landfill improvements include replacement of existing flares, drainage improvements, groundwater protection and water treatment.

Resources	LTD Actuals	2020 Revised	2021	2022	2023	2024	2025	2026	Total
Solid Waste Rates	632	-	25	25	50	25	50	-	807
Total:	632	-	25	25	50	25	50	-	807

Fund Appropriations / Allocations ¹	LTD Actuals	2020 Revised	2021	2022	2023	2024	2025	2026	Total
Solid Waste Fund	632	-	25	25	50	25	50	-	807
Total:	632	-	25	25	50	25	50	-	807

O&M Impacts: This is an ongoing program and any O&M needed as a result of this program is included in SPU's Operating Budget.

¹Funds are appropriated through the Adopted Budget at the Budget Summary Level. All Amounts shown above are in thousands of dollars

Midway Landfill

Project No:	MC-SU-C2403	BSL Code:	BC-SU-C240B
Project Type:	Ongoing	BSL Name:	Rehabilitation & Heavy Equipment
Project Category:	Improved Facility	Location:	Kent
Current Project Stage:	N/A	Council District:	Outside City of Seattle
Start/End Date:	N/A	Neighborhood District:	Not in a Neighborhood District
Total Project Cost:	N/A	Urban Village:	Not in an Urban Village

This program funds compliance activities related to the Midway landfill closure project. These activities include environmental and feasibility studies to demonstrate the effectiveness of the Midway landfill closure project. The studies are required under the existing Consent Decree with the State Department of Ecology and validate that current environmental controls are effective and reduce the likelihood of additional capital or O&M expenditures. The flare improvements are also a regulatory requirement. To ensure that SPU maintains regulatory compliance, a smaller flare or new technology will be required. The current telemetry used to monitor the environmental control systems at the Kent Highlands Landfill and the Midway Landfill, both Superfund sites, are nearly obsolete and the equipment is no longer supported. In addition, the current system only transmits alarm conditions and does not have any data acquisition functionality. This program funds a replacement system that will allow remote data acquisition as well as alarm functionality.

Resources	LTD Actuals	2020 Revised	2021	2022	2023	2024	2025	2026	Total
Solid Waste Rates	447	8,392	1,170	600	500	500	250	-	11,859
Total:	447	8,392	1,170	600	500	500	250	-	11,859
Fund Appropriations / Allocations ¹	LTD Actuals	2020 Revised	2021	2022	2023	2024	2025	2026	Total
Solid Waste Fund	447	8,392	1,170	600	500	500	250	-	11,859
Total:	447	8,392	1,170	600	500	500	250	-	11,859

O&M Impacts: This is an ongoing program and any O&M needed as a result of this program is included in SPU's Operating Budget.

SW Comprehensive Plan Update

Project No:	MC-SU-C2407	BSL Code:	BC-SU-C240B
Project Type:	Ongoing	BSL Name:	Rehabilitation & Heavy Equipment
Project Category:	Improved Facility	Location:	Citywide
Current Project Stage:	N/A	Council District:	Multiple
Start/End Date:	N/A	Neighborhood District:	Multiple
Total Project Cost:	N/A	Urban Village:	Multiple

A Seattle Solid Waste Management Plan is required by Washington State Code. The plan must be updated every five years. The Comprehensive Plan guides the City's solid waste management.

Resources	LTD Actuals	2020 Revised	2021	2022	2023	2024	2025	2026	Total
Solid Waste Rates	345	-	25	25	150	100	250	150	1,045
Total:	345	-	25	25	150	100	250	150	1,045

Fund Appropriations / Allocations ¹	LTD Actuals	2020 Revised	2021	2022	2023	2024	2025	2026	Total
Solid Waste Fund	345	-	25	25	150	100	250	150	1,045
Total:	345	-	25	25	150	100	250	150	1,045

O&M Impacts: Any O&M needed as a result of this project will be included and/or identified as part of SPU's Operating Budget.

Seattle Public Utilities

Water

Overview

SPU delivers an average of approximately 124 million gallons of drinking water per day to 1.5 million people and businesses in Seattle and 18 surrounding cities and water districts, plus the Cascade Water Alliance. The water system infrastructure includes:

- The Cedar and South Fork Tolt supply sources;
- Three groundwater wells;
- Two primary water treatment plants;
- 11 booster chlorination facilities;
- 325 million gallons of treated water storage;
- 31 pump stations;
- 1,823 miles of transmission and distribution system pipelines;
- Almost 200,000 meters and service connections;
- More than 21,000 distribution system valves;
- About 18,000 hydrants;
- Monitoring and control systems; and,
- Various buildings and other related facilities.

In addition to replacing and improving the supply, treatment, transmission and distribution systems, the capital program includes investments in watershed stewardship projects, Cedar River Watershed Habitat Conservation Plan implementation, water conservation programs, vehicles, heavy equipment, and technology.

Planned spending in the Water Capital Improvement Program (CIP) is \$727 million over the next six years. Major projects include:

- Water system improvements associated with transportation projects, including Move Seattle, Center City Streetcar; Madison Street Bus Rapid Transit; East Marginal Way Heavy Haul Corridor; Roosevelt Eastlake Rapid Ride;
- Operational and Regional Facility construction;
- Replacement of the Bitter Lake and Lake Forest Park Reservoirs floating covers
- Addressing a slide area through which the Tolt Pipelines pass, upstream of the Tolt Treatment Plant.

The 2021-2026 Proposed CIP also includes many ongoing programs, such as improving the distribution and transmission system water mains, valves, steel storage tanks, and pump stations; watershed stewardship and conservation projects and programs; and facilities, vehicles, and heavy equipment investments. In addition, it includes initial funding for a water system seismic improvement program stemming from the recent completion of SPU's water system seismic study.

SPU funds Water capital projects through a combination of cash and issuance of bonds. The primary source of cash and debt repayment funds come from sale of water charged to retail and wholesale customers in the region. SPU completed its 2019 Water System Plan, a Washington Department of Health (WDOH) regulatory requirement. The plan was approved by King County and the Washington Department of Health in 2019. The plan includes many elements as well as providing plans for SPU's capital needs for the next 20 years.

2021-2026 Proposed Capital Improvement Program

Thematic Priorities

The overarching goal of the Water CIP is to ensure that the water system is properly maintained, upgraded, and expanded to reliably deliver high-quality, safe drinking water to customers, protect the environment, and comply with regulations. The primary themes driving the CIP in the next six years are asset preservation, health and human safety, environmental sustainability, and race and social justice.

- SPU is committed to making **asset preservation** investments to create or enhance operational efficiency. SPU uses asset management principles to determine the timing of rehabilitation or replacement of its infrastructure. Projects that fall into this category vary, ranging from water main replacement related to transportation projects to rehabilitation of steel storage facilities.
- SPU's commitment to **health and human safety** is also addressed through SPU's reservoir covering projects. Consistent with Ordinance 120899 and required by state regulators, SPU has finished replacing its open finished drinking water reservoirs with underground structures that will improve water quality and system security. Additionally, SPU will begin constructing new covers on the Lake Forest Park and Bitter Lake reservoirs to replace the existing floating covers that will have reached the end of their useful life. Finally, as a result of a recently completed seismic study, two reservoirs will remain uncovered – Roosevelt and Volunteer – and are disconnected from the drinking water system, filled with treated water and available for emergency storage needs after major emergencies such as earthquakes.
- SPU is committed to **environmental sustainability**. This can best be seen in SPU's responsibilities as outlined in the 50-year Habitat Conservation Plan (HCP), an agreement between local, state and federal agencies. The HCP seeks to ensure the long-term ecological integrity of the Cedar River Watershed, which supplies the majority of the City's drinking water. It simultaneously addresses the needs of protected wildlife species in and along the Cedar River. Investments in the regional conservation and low-income conservation programs also help in management of our natural resources, while helping customers reduce their utility bills.
- SPU is also committed to **race and social justice**. One example of this commitment is the Low Income Water Conservation Program. This ongoing program provides water use efficiency resources to the City's low-income customers to implement water conservation measures. Typical improvements consist of installing water-efficient fixtures, primarily low water use toilets, but also faucet aerators and common-area efficient clothes washers.

Project Selection Criteria

SPU identifies candidate capital projects from several sources – planning (e.g. comprehensive plans, program plans), external projects and opportunities, and emergencies or other unexpected events. Under SPU's Asset Management system, projects must be justified through a business case process that establishes that a problem or opportunity is timely and important, and that the proposed solution is superior to alternatives based on a triple bottom line analysis (economic, environmental and social) of life cycle costs and benefits. The process also recognizes that a project may be a “must do” project (e.g. required by regulation).

2021-2026 Proposed Capital Improvement Program

SPU prioritizes its capital projects into three categories – Priorities 1, 2 and 3, with 1 being the most important and critical. Some projects are part of an externally driven project. Typically, SPU lacks control over the timing of externally driven projects.

Priority rankings are based on the following set of criteria:

- **Regulatory Mandates, Legal Agreements:** The degree to which a project is driven by federal, state, and local laws, permit and regulatory requirements, and consent decrees; as well as by legal agreements with public and private parties. Examples of highly ranked projects in this category include the reservoir covering programs and the Habitat Conservation Program.
- **External Drivers:** SPU's responsiveness to, or engagement with, projects of other Departments or Jurisdictions, and the specific mandates of the City Council and Mayor. Examples of highly ranked projects in this category include SR 520 Rest of the West phase and Center City Streetcar.
- **Infrastructure:** How a project addresses infrastructure conditions or vulnerabilities. Examples of highly ranked projects in this category include the Watermain Rehabilitation, Distribution System Improvements and Tank Improvements programs.
- **Level of Service:** The importance of a project in providing or improving services to customers. Examples of highly ranked projects in this category include the Water Infrastructure – New Taps and Service Renewals programs.
- **Other Factors:** Other important factors include high net present value or cost-effectiveness, social or environmental benefits not otherwise captured, a project already in progress or near completion, limited time opportunity, demonstration projects, community visibility, outside funding.

Every project is rated against each criterion. Criteria ratings are then considered in determining an overall project priority ranking, using expert judgment (rather than a formula). Priority rankings for the CIP are determined by the leads for each Line of Business (LOB), with review by key internal stakeholders. The ranking scheme and criteria are the same for all LOBs and are approved by the SPU GM/CEO and Asset Management Committee. Project priority rankings are used to clarify and document which projects are most important (and why), to help determine which projects at the margin will be included or excluded (or deferred) from the CIP, and which projects should receive priority attention if a staff or financial resource constraint should arise.

CIP Spending by Major Category

(In '000s; total may not sum due to rounding)

Water Fund	2021	2022	2023	2024	2025	2026	Total
Distribution	31,095	39,121	40,891	50,752	58,247	61,865	281,973
Transmission	20,129	10,560	8,809	17,325	18,942	14,664	90,430
Watershed Stewardship	298	431	478	1,037	317	529	3,090
Water Quality & Treatment	13,214	5,516	10,375	26,738	6,200	1,100	63,143
Water Resources	12,031	8,405	6,968	3,308	2,722	3,362	36,797
Habitat Conservation Program	1,474	1,214	1,822	1,716	1,150	1,033	8,409
Shared Cost Projects	33,474	35,913	42,776	44,608	32,734	28,199	217,703
Technology	5,062	4,244	4,244	4,244	3,404	4,244	25,439
Grand Total	116,778	105,404	116,363	149,727	123,715	114,996	726,983

Distribution: Projects and programs in this category relate to rehabilitation and improvements to the City's water mains and appurtenances, water storage tanks, pump stations, and other facilities that are part of the system that distributes treated water throughout the City of Seattle and to retail customers outside of the City.

Decreases in the **Distribution BCL** in 2021 and 2022 are primarily due to shifting tank improvements to later years in the 6-year capital plan. It is offset by increased investments in water main extension projects at multiple worksites across the city. In 2022 to 2026, funding increases to rehabilitate and replace water mains, because more of this large asset class is reaching the end of its service life.

Transmission: The purpose of this program category is to rehabilitate and improve the City's large transmission pipelines that bring untreated water to the treatment facilities and convey treated water from the treatment facilities to Seattle and to other local utilities that purchase a portion of SPU's supply for their customers.

Increases in the **Transmission BCL** in 2021 and 2022 are primarily due to delay of two projects caused by coordination with the SR520 improvements by the State, and property rights issues. Increases in 2024-2026 are caused by initiation of the new transmission system seismic improvements program.

Watershed Stewardship: Projects and programs in this category improve protection of our sources of drinking water, provide habitat protection and restoration, sustain the environment, and enhance environmental quality, both locally and regionally. Most of the projects in this program category are located within the Cedar and Tolt River municipal watersheds.

2021-2026 Proposed Capital Improvement Program

- The Cedar River Municipal Watershed is 90,638 acres of land owned by the City of Seattle and provides about 65% of the drinking water used by 1.5 million people in the greater Seattle area supplied by SPU. The City of Seattle is required by law to maintain a clean drinking water supply. To that end, the City restricts public access and management is guided by a Habitat Conservation Plan. The Cedar River Watershed is an unfiltered surface water supply which produces some of the best water in the world.
- The South Fork Tolt River Watershed is the second supply watershed in SPU's freshwater supply system. Located in the foothills of the Cascades in east King County, it first came on-line in 1964, and since 1989 has also supported a small Seattle City Light hydro-electric facility. The Tolt Treatment Facilities, which includes filtration, can provide up to 120 million gallons of drinking water per day.

Decreases in the **Watershed Stewardship BCL** in 2021 and 2022 due largely to slow down in petroleum contamination remediation at the BNSF Railway Switching Yard site in the Cedar River Municipal Watershed. Additional new contamination soil sampling followed by discussion and negotiation with BNFSF in 2021 makes acquisition or remediation expenses unlikely until at least 2022. Increase in 2022 is due to a new project to complete construction of fish passage at road crossings in the Cedar River Watershed. The CRW Fish Passage infrastructure program is required to satisfy State regulatory requirements for fish passage. In addition to providing fish passage, this program will reduce the potential for excessive sedimentation, catastrophic infrastructure (i.e. forest road) failure, and impacts to drinking water quality.

Water Quality and Treatment: The purpose of this program category is to construct, rehabilitate or improve water treatment facilities, and cover the remaining open water reservoirs. State and federal drinking water regulations and public health protection are key drivers of investments in this program category. To comply with regulations, SPU has invested hundreds of millions of dollars in building two new primary treatment facilities and covering two and burying five reservoirs that contain already treated water that is distributed directly to Seattle retail and wholesale customers for drinking purposes.

The shift in the **Water Quality & Treatment BCL** in 2021 and 2022 due to an updated cashflow projection for the Lake Forest Park Reservoir Covering Project and Bitter Lake Reservoir Covering Project. The plan is for another floating cover at Lake Forest Park instead of the aluminum roof previously considered. Construction of the Lake Forest Park Reservoir replacement cover is targeted to begin in 2021. Bitter Lake Reservoir cover replacement is anticipated to start towards the end of 2023.

Water Resources: The purpose of this program category is to manage our water resources to meet anticipated demands and in-stream flow requirements – the amount of water provided to the river to support aquatic habitat, wetlands, riparian vegetation, and water quality – and to promote residential and commercial water conservation. The requirements for in-stream flows are detailed in agreements with state and federal agencies and include provisions for minimum stream flows in the Cedar and South Fork Tolt Rivers. Examples of the types of projects in this category include the Dam Safety Program and Sockeye Broodstock Weir and other improvements associated with the hatchery and fish ladder.

Decreases in the **Water Resources BCL** in 2021 and 2022 are due to decrease in the Broodstock Collection Facility Retrofit being delayed. This decrease in 2021 is offset by increases related to dam safety projects including the Tolt Valve 15 replacement, an upgrade required by the Federal Energy Regulatory

2021-2026 Proposed Capital Improvement Program

Commission (FERC). The increase in 2022 is due to dam safety projects such as the Tolt Early Warning System Upgrade and Tolt Debris Boom, which are both to comply with FERC.

Habitat Conservation Program: This program category includes projects and programs directly related to implementation of the Cedar River Watershed Habitat Conservation Plan. The Habitat Conservation Plan benefits the utility and the ratepayers it serves by providing legal certainty under the Endangered Species Act for the City's continued operations within the Cedar River Watershed, which supplies 65% of the SPU's drinking water. The Habitat Conservation Program requires SPU to invest \$100 million over 50 years, with \$60 million in the first decade, on approximately 30 capital projects and 60 O&M activities in three areas: management of in-stream flows for people and fish, forest and land conservation activities, and mitigation for the blockage of salmon and steelhead fish as they return to the Cedar River to spawn. The Water Fund's CIP projects in this area are grouped into eight categories: road improvements and decommissioning, stream and riparian restoration, upland forest restoration, Landsburg fish passage, Cedar River sockeye hatchery, improvements to the Ballard Locks for fish passage and water conservation, fish habitat protection and restoration in the lower Cedar River below the municipal watershed boundary, and evaluation of Cedar permanent dead storage in Chester Morse Lake.

Decreases in the **Habitat Conservation Program BCL** in 2021 and 2022 are due to the Downstream Fish Habitat program. These funds will be expended on land acquisition and restoration to improve salmon habitat as part of the City's Cedar River Habitat Conservation Program (HCP) commitments. The decrease in 2022 is due to less work plan for watershed road decommissioning and transitioning the fish passage program to the Watershed Stewardship BCL (see notes under C130 – Watershed Stewardship).

Shared Cost Projects: This program includes individual capital improvement projects which typically benefit multiple lines of business (e.g. the water line of business and the drainage and wastewater line of business) and whose costs are "shared," or paid for, by more than one of SPU's utility funds. For the next six years, the Shared Cost program includes funding for several interdepartmental programs and projects including Move Seattle, Alaskan Way Viaduct and Seawall Replacement. Funding is also included for SPU's Heavy Equipment Purchases and several smaller projects.

Decrease in the **Shared Cost Projects BCL** in 2021 and 2022 is primarily due to the East Marginal Way Heavy Haul Corridor and the Center City Streetcar delay to outyears

Technology: The Technology capital portfolio is managed in six program areas, which provide a department-wide view of technology investments to address SPU's strategic, business, and City-wide priorities. These areas are:

- Customer Contact and Billing
- Enterprise Information Management
- IT Infrastructure
- Project Delivery & Performance
- Science & System Performance
- Asset Information Management

Investments in 2021 address several of SPU's key initiatives, including:

- Financial Management and Internal Controls
- Operational Excellence and Performance Management

2021-2026 Proposed Capital Improvement Program

- An Easy and Engaged Customer Experience
- Data-driven Decision Support
- Project Delivery/Project Controls

In 2021, SPU will focus its technology spending on the highest priority business needs. These projects would primarily be within the Customer Contact and Billing Program, Project Delivery and Performance Program, as well as the Asset Information Management Program.

With the New Customer Information System already in place, the next major projects for SPU within the Customer Contact and Billing Program would be the Utilities CSS Portal project as well as other projects such as the CCB & MDM Upgrade, CIS Workflow, and the CIS Reporting. Other projects slated would be enhancements to SPU's Enterprise Project Management System (EPMS), as well as the Development Systems Integration project, as well as Mobile Work Management, along with other projects that have been deferred in previous years

CIP Revenue Sources

SPU's Water CIP is funded largely by Water ratepayers. About 71% of the Water Fund's Operating revenues come from retail ratepayers, split approximately evenly between residential and commercial customers. Another 20% of the Water Fund's overall revenues come from wholesale purveyors who serve surrounding jurisdictions. The remaining 9% consists of non-rate revenue, which include such items as tap fees received. SPU issues bonds, serviced by ratepayers, which in the current period covers 50% of the CIP, with the remainder funded by cash, i.e.: directly by ratepayer revenue.

SPU actively seeks grants, low interest loans, and other funding sources whenever possible. And, as mentioned above, SPU also receives payments from developers that are intended to offset the cost of installing new taps when they connect newly constructed buildings to SPU watermain. These "tap fees" are a volatile revenue source, trending with the construction-related sectors of the economy.

Summary of Upcoming Budget Issues and Challenges

These important issues create financial challenges and opportunities for the Water Fund in the future.

Water Conservation: The City of Seattle, Seattle residents and businesses, and Seattle's wholesale water partners have worked together to reduce water consumption. As a result, consumption has declined since the 1980's and is projected to flatten out. In 2018, consumption was 30% below the peak of 1984, despite serving a larger population. Seattle currently has some of the lowest per capita water consumption in the nation. While this accomplishment helps contribute to a sustainable future for the region, it puts financial pressure on the utility because fixed costs, including the costs of the CIP, need to be distributed across fewer units of water sold. This trend also puts pressure on SPU management and employees to deliver services as efficiently as possible. In the future, it may also influence water rate design.

Transitioning from Major Projects toward Asset Management: The Water Fund is transitioning from a period of building large capital projects, in response to regulatory requirements, to a time of physical infrastructure rehabilitation. Past investments include water treatment facilities for the Tolt and Cedar water supplies, coverings for seven open reservoirs in response to federal/state regulations, construction of a second pipeline for the Tolt system, and investments to meet federal requirements embodied in the Cedar River Watershed Habitat Conservation Plan. These investments helped secure the supply and

2021-2026 Proposed Capital Improvement Program

distribution of high-quality drinking water and provide appropriate stewardship of the watersheds consistent with federal and state requirements.

The City of Seattle is now better positioned than many water utilities in the nation in terms of regulatory compliance. Residents, businesses and rate payers will benefit from these investments for years to come. Although the focus will shift from major projects to physical infrastructure rehabilitation, the utility will be paying debt service over the next several budget cycles on the bonds that were issued for these major projects. Against the backdrop of these trends, the 2021-2026 Water CIP has been developed to:

- Provide for water system modifications associated with various Seattle and regional transportation projects.
- Recognize the need to look harder at the water system's resiliency in a major earthquake event and begin to make strategic investments to reduce risk.
- Preserve the transmission and distribution systems through careful investment in aging infrastructure renewal,
- Provide stewardship of the watersheds, to ensure a reliable source of high-quality drinking water;
- Comply with federal and state regulations governing water quality, system reliability, and habitat protection in the watersheds in which SPU operates; and
- Prioritize projects to deliver on infrastructure and regulatory requirements within the limited resources of the Water Fund.

Future Projects/What is on the Horizon

The Water CIP has completed a multi-decade period of investments in major infrastructure projects. These projects have positioned SPU to meet drinking water quality and environmental regulations. Projects have included the Tolt and Cedar Water Treatment Facilities, Tolt Pipeline 2, Reservoir Covering Program, the Cedar River Watershed HCP, the Chester Morse Lake Pump Plant Project, and a new Water Quality Laboratory. SPU has also made a major reinvestment in the Supervisory Control and Data Acquisition System which is used to monitor and control the regional and retail water system. However, these investments have also led to increasing debt service payments that constrain future budgets.

The 6-year CIP funds the work to replace floating covers at the Lake Forest Park and Bitter Lake reservoirs address the Tolt Pipelines slide area and install a new 48-inch spill valve in the South Fork Tolt Dam. Beyond these projects, emphasis will be on dam safety projects, asset management-based rehabilitation and replacement of distribution system infrastructure (e.g. mains, valves, hydrants, meters), as well as water system infrastructure improvements related to transportation projects, such as the Move Seattle Levy.

Additionally, SPU recognizes the need to look harder at the water system's resiliency in a major earthquake event and begin to make strategic investments to reduce risk. SPU recently completed a seismic analysis that defined recovery time to agreed levels of service and developed a prioritized list of recommended investments to improve resiliency. Those capital and operational and maintenance improvements will be developed over the course of the next several decades, and initial funding to begin implementation of those improvements is included in this capital program.

CIP Project Page Readers Note

2021-2026 Proposed Capital Improvement Program

SPU's 2020 revised budget is sometimes overstated because it includes carryforward appropriations from 2019. SPU will submit CIP carry forward abandonments as part of the Q4 Supplemental budget, which will then be reflected in the 2021-2026 Adopted CIP document.

Water Infrastructure-Service Renewal

Project No:	MC-SU-C1109	BSL Code:	BC-SU-C110B
Project Type:	Ongoing	BSL Name:	Distribution
Project Category:	Rehabilitation or Restoration	Location:	Citywide
Current Project Stage:	N/A	Council District:	Multiple
Start/End Date:	N/A	Neighborhood District:	Multiple
Total Project Cost:	N/A	Urban Village:	Multiple

This ongoing project replaces existing plastic or galvanized water services in the City's water distribution system. Service replacement may occur as a result of leaking, failing, or to reduce damage in case of failure of the water service. This project improves Seattle's water system and extends the life of the system.

Resources	LTD Actuals	2020 Revised	2021	2022	2023	2024	2025	2026	Total
Water Rates	10,662	6,396	6,193	6,317	6,443	6,572	6,704	6,838	56,125
Total:	10,662	6,396	6,193	6,317	6,443	6,572	6,704	6,838	56,125

Fund Appropriations / Allocations ¹	LTD Actuals	2020 Revised	2021	2022	2023	2024	2025	2026	Total
Water Fund	10,662	6,396	6,193	6,317	6,443	6,572	6,704	6,838	56,125
Total:	10,662	6,396	6,193	6,317	6,443	6,572	6,704	6,838	56,125

O&M Impacts: This is an ongoing program and any O&M needed as a result of this program is included in SPU's Operating Budget.

¹Funds are appropriated through the Adopted Budget at the Budget Summary Level. All Amounts shown above are in thousands of dollars

Water Infrastructure-Hydrant Replace/Relocate

Project No:	MC-SU-C1110	BSL Code:	BC-SU-C110B
Project Type:	Ongoing	BSL Name:	Distribution
Project Category:	Rehabilitation or Restoration	Location:	Citywide
Current Project Stage:	N/A	Council District:	Multiple
Start/End Date:	N/A	Neighborhood District:	Multiple
Total Project Cost:	N/A	Urban Village:	Multiple

This ongoing project renews or replaces existing hydrants in the City's water distribution system. In general, hydrant renewal or replacement may occur as a result of hydrant malfunction, catastrophic failure due to vehicle damage, or to meet SPU criticality criteria such as spacing, location, cost, opportunity projects, or flow and pressure problems. This project improves access to fire hydrants for the Seattle Fire Department (SFD) and helps to reduce the damage as a result of fire by locating fire hydrants in alternate or additional locations.

Resources	LTD Actuals	2020 Revised	2021	2022	2023	2024	2025	2026	Total
Water Rates	715	125	230	235	239	244	249	254	2,291
Total:	715	125	230	235	239	244	249	254	2,291
Fund Appropriations / Allocations ¹	LTD Actuals	2020 Revised	2021	2022	2023	2024	2025	2026	Total
Water Fund	715	125	230	235	239	244	249	254	2,291
Total:	715	125	230	235	239	244	249	254	2,291

O&M Impacts: This is an ongoing program and any O&M needed as a result of this program is included in SPU's Operating Budget.

¹Funds are appropriated through the Adopted Budget at the Budget Summary Level. All Amounts shown above are in thousands of dollars

Water Infrastructure-Water Main Extensions

Project No:	MC-SU-C1111	BSL Code:	BC-SU-C110B
Project Type:	Ongoing	BSL Name:	Distribution
Project Category:	New Facility	Location:	Citywide
Current Project Stage:	N/A	Council District:	Multiple
Start/End Date:	N/A	Neighborhood District:	Multiple
Total Project Cost:	N/A	Urban Village:	Multiple

This ongoing project assists developers by adding new water mains to the water system in order to serve new residential and commercial developments. Most of the costs are recovered through standard charges. The benefit of this project is that water service is provided to new housing and businesses throughout Seattle.

Resources	LTD Actuals	2020 Revised	2021	2022	2023	2024	2025	2026	Total
Water Rates	2,766	134	1,977	2,016	2,057	2,098	2,140	2,183	15,372
Total:	2,766	134	1,977	2,016	2,057	2,098	2,140	2,183	15,372
Fund Appropriations / Allocations ¹	LTD Actuals	2020 Revised	2021	2022	2023	2024	2025	2026	Total
Water Fund	2,766	134	1,977	2,016	2,057	2,098	2,140	2,183	15,372
Total:	2,766	134	1,977	2,016	2,057	2,098	2,140	2,183	15,372

O&M Impacts: This is an ongoing program and any O&M needed as a result of this program is included in SPU's Operating Budget.

Water Infrastructure-New Hydrants

Project No:	MC-SU-C1112	BSL Code:	BC-SU-C110B
Project Type:	Ongoing	BSL Name:	Distribution
Project Category:	New Facility	Location:	Citywide
Current Project Stage:	N/A	Council District:	Multiple
Start/End Date:	N/A	Neighborhood District:	Multiple
Total Project Cost:	N/A	Urban Village:	Multiple

This ongoing project installs new hydrants in the City's water distribution system. In general, new hydrants are installed to meet service requests made by private property owners and to comply with Washington Administrative Code (WAC) or Seattle Fire Department (SFD) requirements. This project helps to reduce the damage as a result of fire by locating new fire hydrants throughout the City's direct service area.

Resources	LTD Actuals	2020 Revised	2021	2022	2023	2024	2025	2026	Total
Water Rates	202	-	14	14	15	15	16	16	291
Total:	202	-	14	14	15	15	16	16	291
Fund Appropriations / Allocations ¹	LTD Actuals	2020 Revised	2021	2022	2023	2024	2025	2026	Total
Water Fund	202	-	14	14	15	15	16	16	291
Total:	202	-	14	14	15	15	16	16	291

O&M Impacts: This is an ongoing program and any O&M needed as a result of this program is included in SPU's Operating Budget.

Water Infrastructure-New Taps

Project No:	MC-SU-C1113	BSL Code:	BC-SU-C110B
Project Type:	Ongoing	BSL Name:	Distribution
Project Category:	New Facility	Location:	Citywide
Current Project Stage:	N/A	Council District:	Multiple
Start/End Date:	N/A	Neighborhood District:	Multiple
Total Project Cost:	N/A	Urban Village:	Multiple

This ongoing project installs new drinking water services throughout the City of Seattle. This project provides new connections to existing water mains with no interruption of service to adjacent existing customers, and the installation of metered water service lines from the new tap to the new customer's property lines. This project meets City responsibility for new service connections in the Seattle Municipal Code (SMC) to provide reliable drinking water supply to customers.

Resources	LTD Actuals	2020 Revised	2021	2022	2023	2024	2025	2026	Total
Water Rates	16,392	6,362	7,283	7,428	7,428	7,577	7,883	8,000	68,353
Total:	16,392	6,362	7,283	7,428	7,428	7,577	7,883	8,000	68,353
Fund Appropriations / Allocations ¹	LTD Actuals	2020 Revised	2021	2022	2023	2024	2025	2026	Total
Water Fund	16,392	6,362	7,283	7,428	7,428	7,577	7,883	8,000	68,353
Total:	16,392	6,362	7,283	7,428	7,428	7,577	7,883	8,000	68,353

O&M Impacts: This is an ongoing program and any O&M needed as a result of this program is included in SPU's Operating Budget.

Distribution System Improvements

Project No:	MC-SU-C1128	BSL Code:	BC-SU-C110B
Project Type:	Ongoing	BSL Name:	Distribution
Project Category:	Improved Facility	Location:	Citywide
Current Project Stage:	N/A	Council District:	Multiple
Start/End Date:	N/A	Neighborhood District:	Multiple
Total Project Cost:	N/A	Urban Village:	Multiple

This ongoing project improves service reliability, pressure, capacity, and fire flow in the City's water distribution system. Typical improvements may include, but are not limited to, booster pump station installation, creation of new service zones, and tank elevation or replacement, as well as additional water main pipelines and pressure reducing valves. These improvements to service levels meet Washington Department of Health (DOH) regulations and SPU's Distribution System Pressure Policy to provide greater than 20 psi service pressure. These improvements provide higher flow of water for fire protection which improves public safety and results in smaller and shorter fires.

Resources	LTD Actuals	2020 Revised	2021	2022	2023	2024	2025	2026	Total
Water Rates	42	4,993	2,350	2,163	2,010	4,002	4,000	4,000	23,560
Total:	42	4,993	2,350	2,163	2,010	4,002	4,000	4,000	23,560

Fund Appropriations / Allocations ¹	LTD Actuals	2020 Revised	2021	2022	2023	2024	2025	2026	Total
Water Fund	42	4,993	2,350	2,163	2,010	4,002	4,000	4,000	23,560
Total:	42	4,993	2,350	2,163	2,010	4,002	4,000	4,000	23,560

O&M Impacts: This is an ongoing program and any O&M needed as a result of this program is included in SPU's Operating Budget.

Watermain Rehabilitation

Project No:	MC-SU-C1129	BSL Code:	BC-SU-C110B
Project Type:	Ongoing	BSL Name:	Distribution
Project Category:	Improved Facility	Location:	Regional
Current Project Stage:	N/A	Council District:	Multiple
Start/End Date:	N/A	Neighborhood District:	Multiple
Total Project Cost:	N/A	Urban Village:	Multiple

This ongoing project replaces or rehabilitates existing water mains in Seattle. Replacements occur when leaks and breaks become too frequent and the cost of ongoing repairs is no longer cost effective. The benefits of this program can include improved service reliability, fire flow, water quality and lower maintenance costs. These benefits vary depending on the specific water main and site conditions.

Resources	LTD Actuals	2020 Revised	2021	2022	2023	2024	2025	2026	Total
Water Rates	22,823	12,808	8,715	13,730	14,616	20,317	25,300	30,306	148,615
Total:	22,823	12,808	8,715	13,730	14,616	20,317	25,300	30,306	148,615
Fund Appropriations / Allocations ¹	LTD Actuals	2020 Revised	2021	2022	2023	2024	2025	2026	Total
Water Fund	22,823	12,808	8,715	13,730	14,616	20,317	25,300	30,306	148,615
Total:	22,823	12,808	8,715	13,730	14,616	20,317	25,300	30,306	148,615

O&M Impacts: This is an ongoing program and any O&M needed as a result of this program is included in SPU's Operating Budget.

Multiple Utility Relocation

Project No:	MC-SU-C1133	BSL Code:	BC-SU-C110B
Project Type:	Ongoing	BSL Name:	Distribution
Project Category:	Improved Facility	Location:	Citywide
Current Project Stage:	N/A	Council District:	Multiple
Start/End Date:	N/A	Neighborhood District:	Multiple
Total Project Cost:	N/A	Urban Village:	Multiple

This ongoing project provides funding for necessary modifications to the location and depth of water pipes when they come into conflict with street improvements or other utility projects. The benefit is continued water service to customers while accommodating transportation and other needs in the street right-of-way.

Resources	LTD Actuals	2020 Revised	2021	2022	2023	2024	2025	2026	Total
Water Rates	1	997	500	500	500	500	500	500	3,998
Total:	1	997	500	500	500	500	500	500	3,998
Fund Appropriations / Allocations ¹	LTD Actuals	2020 Revised	2021	2022	2023	2024	2025	2026	Total
Water Fund	1	997	500	500	500	500	500	500	3,998
Total:	1	997	500	500	500	500	500	500	3,998

O&M Impacts: This is an ongoing program and any O&M needed as a result of this program is included in SPU's Operating Budget.

Tank Improvements

Project No:	MC-SU-C1134	BSL Code:	BC-SU-C110B
Project Type:	Ongoing	BSL Name:	Distribution
Project Category:	Improved Facility	Location:	Citywide
Current Project Stage:	N/A	Council District:	Multiple
Start/End Date:	N/A	Neighborhood District:	Multiple
Total Project Cost:	N/A	Urban Village:	Multiple

This ongoing project implements water quality, seismic, and other improvements to steel water tanks in Seattle. Functional water tanks are essential to public health protection as they assure that the distribution system is under pressure at all times, even when pump stations or control valves malfunction. Depressurization of the water system may result in siphoning back contaminants from faulty private systems and from the ground into the water pipes.

Resources	LTD Actuals	2020 Revised	2021	2022	2023	2024	2025	2026	Total
Water Rates	2,293	6,566	529	620	2,206	6,375	5,893	4,695	29,177
Total:	2,293	6,566	529	620	2,206	6,375	5,893	4,695	29,177
Fund Appropriations / Allocations ¹	LTD Actuals	2020 Revised	2021	2022	2023	2024	2025	2026	Total
Water Fund	2,293	6,566	529	620	2,206	6,375	5,893	4,695	29,177
Total:	2,293	6,566	529	620	2,206	6,375	5,893	4,695	29,177

O&M Impacts: This is an ongoing program and any O&M needed as a result of this program is included in SPU's Operating Budget.

Pump Station Improvements

Project No:	MC-SU-C1135	BSL Code:	BC-SU-C110B
Project Type:	Ongoing	BSL Name:	Distribution
Project Category:	Improved Facility	Location:	Citywide
Current Project Stage:	N/A	Council District:	Multiple
Start/End Date:	N/A	Neighborhood District:	Multiple
Total Project Cost:	N/A	Urban Village:	Multiple

This ongoing project makes improvements to water pump stations by replacing electric motors, starters, control systems, and other elements. The benefit is improved reliability of water pump stations which in turn reduces the likelihood of large scale water outages.

Resources	LTD Actuals	2020 Revised	2021	2022	2023	2024	2025	2026	Total
Water Rates	722	1,869	1,296	3,329	846	500	500	500	9,562
Total:	722	1,869	1,296	3,329	846	500	500	500	9,562

Fund Appropriations / Allocations¹	LTD Actuals	2020 Revised	2021	2022	2023	2024	2025	2026	Total
Water Fund	722	1,869	1,296	3,329	846	500	500	500	9,562
Total:	722	1,869	1,296	3,329	846	500	500	500	9,562

O&M Impacts: This is an ongoing program and any O&M needed as a result of this program is included in SPU's Operating Budget.

Distribution System In-Line Gate Valve

Project No:	MC-SU-C1136	BSL Code:	BC-SU-C110B
Project Type:	Ongoing	BSL Name:	Distribution
Project Category:	Improved Facility	Location:	Citywide
Current Project Stage:	N/A	Council District:	Multiple
Start/End Date:	N/A	Neighborhood District:	Multiple
Total Project Cost:	N/A	Urban Village:	Multiple

This ongoing project replaces line valves in the water distribution system throughout the City of Seattle that fail or are obsolete due to age or lack of replacement parts. The replacement of these gate valves extends the useful life of the water main and restores the performance of the water distribution system. This ongoing project also adds valves within the system to enhance system performance, enhance operational control, and reduce the number of customers whose service is interrupted during a water main shut down.

Resources	LTD Actuals	2020 Revised	2021	2022	2023	2024	2025	2026	Total
Water Rates	1,548	78	366	373	381	400	408	416	3,969
Total:	1,548	78	366	373	381	400	408	416	3,969
Fund Appropriations / Allocations ¹	LTD Actuals	2020 Revised	2021	2022	2023	2024	2025	2026	Total
Water Fund	1,548	78	366	373	381	400	408	416	3,969
Total:	1,548	78	366	373	381	400	408	416	3,969

O&M Impacts: This is an ongoing program and any O&M needed as a result of this program is included in SPU's Operating Budget.

Chamber Upgrades-Distribution

Project No:	MC-SU-C1137	BSL Code:	BC-SU-C110B
Project Type:	Ongoing	BSL Name:	Distribution
Project Category:	Improved Facility	Location:	Citywide
Current Project Stage:	N/A	Council District:	Multiple
Start/End Date:	N/A	Neighborhood District:	Not in a Neighborhood District
Total Project Cost:	N/A	Urban Village:	Multiple

This ongoing project improves access to water distribution chambers throughout the water distribution system. The replacement and/or enlargement of the entrance to distribution chambers improves the health and safety of workers who need to access chambers and meets Occupational, Safety, and Health Administration (OSHA) and Washington Safety and Health Administration (WSHA) safety and health requirements.

Resources	LTD Actuals	2020 Revised	2021	2022	2023	2024	2025	2026	Total
Water Rates	255	59	30	31	32	33	33	33	506
Total:	255	59	30	31	32	33	33	33	506
Fund Appropriations / Allocations ¹	LTD Actuals	2020 Revised	2021	2022	2023	2024	2025	2026	Total
Water Fund	255	59	30	31	32	33	33	33	506
Total:	255	59	30	31	32	33	33	33	506

O&M Impacts: This is an ongoing program and any O&M needed as a result of this program is included in SPU's Operating Budget.

Distribution Infrastructure

Project No:	MC-SU-C1138	BSL Code:	BC-SU-C110B
Project Type:	Ongoing	BSL Name:	Distribution
Project Category:	Improved Facility	Location:	Citywide
Current Project Stage:	N/A	Council District:	Multiple
Start/End Date:	N/A	Neighborhood District:	Multiple
Total Project Cost:	N/A	Urban Village:	Multiple

This ongoing project provides funding for modifications and relocations of existing Distribution System assets resulting from third party project impacts to Distribution System infrastructure located in the right-of-way or on public property. The costs are recovered from third parties and primarily other public utilities and agencies through Memorandums of Agreement and standard charges. This project covers all Distribution System modifications and relocations that are funded by third parties excluding Water main Extension project projects. The benefit of this project is accommodation of third party development by relocating or modifying existing Distribution System infrastructure, while retaining a Distribution System that continues to provide cost effective service to the ratepayer.

Resources	LTD Actuals	2020 Revised	2021	2022	2023	2024	2025	2026	Total
Water Rates	44	209	113	115	118	120	122	125	965
Total:	44	209	113	115	118	120	122	125	965
Fund Appropriations / Allocations ¹	LTD Actuals	2020 Revised	2021	2022	2023	2024	2025	2026	Total
Water Fund	44	209	113	115	118	120	122	125	965
Total:	44	209	113	115	118	120	122	125	965

O&M Impacts: This is an ongoing program and any O&M needed as a result of this program is included in SPU's Operating Budget.

¹Funds are appropriated through the Adopted Budget at the Budget Summary Level. All Amounts shown above are in thousands of dollars

Distribution System Seismic Improvements

Project No:	MC-SU-C1139	BSL Code:	BC-SU-C110B
Project Type:	Ongoing	BSL Name:	Distribution
Project Category:	Rehabilitation or Restoration	Location:	Citywide
Current Project Stage:	N/A	Council District:	Multiple
Start/End Date:	N/A	Neighborhood District:	Multiple
Total Project Cost:	N/A	Urban Village:	Multiple

This ongoing project upgrade critical distribution facilities that are seismically vulnerable and will remain functional after a major earthquake. Facilities that will be upgraded include water storage reservoirs and tanks, pump stations, pipelines and support facilities. The upgrades are scheduled to occur over a 50-year plus time frame.

Resources	LTD Actuals	2020 Revised	2021	2022	2023	2024	2025	2026	Total
Water Rates	-	750	1,500	2,250	4,000	2,000	4,500	4,000	19,000
Total:	-	750	1,500	2,250	4,000	2,000	4,500	4,000	19,000
Fund Appropriations / Allocations ¹	LTD Actuals	2020 Revised	2021	2022	2023	2024	2025	2026	Total
Water Fund	-	750	1,500	2,250	4,000	2,000	4,500	4,000	19,000
Total:	-	750	1,500	2,250	4,000	2,000	4,500	4,000	19,000

O&M Impacts: This is an ongoing program and any O&M needed as a result of this program is included in SPU's Operating Budget.

Water System Dewatering

Project No:	MC-SU-C1205	BSL Code:	BC-SU-C120B
Project Type:	Ongoing	BSL Name:	Transmission
Project Category:	Improved Facility	Location:	Regional
Current Project Stage:	N/A	Council District:	Multiple
Start/End Date:	N/A	Neighborhood District:	Multiple
Total Project Cost:	N/A	Urban Village:	Not in an Urban Village

This ongoing project improves structures used to empty the water from larger pipelines when necessary for inspection or repair. The new structures better control the impact of the water discharged to the environment and comply with current environmental regulations.

Resources	LTD Actuals	2020 Revised	2021	2022	2023	2024	2025	2026	Total
Water Rates	25	54	35	36	40	45	50	55	340
Total:	25	54	35	36	40	45	50	55	340

Fund Appropriations / Allocations ¹	LTD Actuals	2020 Revised	2021	2022	2023	2024	2025	2026	Total
Water Fund	25	54	35	36	40	45	50	55	340
Total:	25	54	35	36	40	45	50	55	340

O&M Impacts: This is an ongoing program and any O&M needed as a result of this program is included in SPU's Operating Budget.

Purveyor Meters Replace-SPU

Project No:	MC-SU-C1206	BSL Code:	BC-SU-C120B
Project Type:	Ongoing	BSL Name:	Transmission
Project Category:	Improved Facility	Location:	Regional
Current Project Stage:	N/A	Council District:	Multiple
Start/End Date:	N/A	Neighborhood District:	Multiple
Total Project Cost:	N/A	Urban Village:	Not in an Urban Village

This ongoing project installs new meters for Seattle's wholesale customers at the customer's request. In addition, existing meters are upgraded to current safety standards. The benefits are accurate metering and billing for Seattle's wholesale customers while meeting their water needs.

Resources	LTD Actuals	2020 Revised	2021	2022	2023	2024	2025	2026	Total
Water Rates	107	360	100	100	100	110	120	130	1,127
Total:	107	360	100	100	100	110	120	130	1,127

Fund Appropriations / Allocations ¹	LTD Actuals	2020 Revised	2021	2022	2023	2024	2025	2026	Total
Water Fund	107	360	100	100	100	110	120	130	1,127
Total:	107	360	100	100	100	110	120	130	1,127

O&M Impacts: This is an ongoing program and any O&M needed as a result of this program is included in SPU's Operating Budget.

Transmission Pipelines Rehab

Project No:	MC-SU-C1207	BSL Code:	BC-SU-C120B
Project Type:	Ongoing	BSL Name:	Transmission
Project Category:	Improved Facility	Location:	Regional
Current Project Stage:	N/A	Council District:	Multiple
Start/End Date:	N/A	Neighborhood District:	Multiple
Total Project Cost:	N/A	Urban Village:	Not in an Urban Village

This ongoing project rehabilitates and upgrades water pipes and associated structures in the City of Seattle's transmission system. It assists SPU in providing agreed-upon pressure and flow for wholesale customers, limiting drinking water supply outages, and meeting applicable regulatory requirements of the Washington Department of Health.

Resources	LTD Actuals	2020 Revised	2021	2022	2023	2024	2025	2026	Total
Water Rates	3,548	17,384	15,186	5,114	1,680	1,709	1,750	1,800	48,172
Total:	3,548	17,384	15,186	5,114	1,680	1,709	1,750	1,800	48,172
Fund Appropriations / Allocations ¹	LTD Actuals	2020 Revised	2021	2022	2023	2024	2025	2026	Total
Water Fund	3,548	17,384	15,186	5,114	1,680	1,709	1,750	1,800	48,172
Total:	3,548	17,384	15,186	5,114	1,680	1,709	1,750	1,800	48,172

O&M Impacts: This is an ongoing program and any O&M needed as a result of this program is included in SPU's Operating Budget.

Cathodic Protection

Project No:	MC-SU-C1208	BSL Code:	BC-SU-C120B
Project Type:	Ongoing	BSL Name:	Transmission
Project Category:	Improved Facility	Location:	Citywide
Current Project Stage:	N/A	Council District:	Multiple
Start/End Date:	N/A	Neighborhood District:	Multiple
Total Project Cost:	N/A	Urban Village:	Not in an Urban Village

This ongoing project installs corrosion protection systems that prevent external corrosion of water transmission pipelines located in Seattle and throughout King County. The cathodic protection systems extend the life of buried pipelines made of ductile iron, steel, and concrete cylinder pipe.

Resources	LTD Actuals	2020 Revised	2021	2022	2023	2024	2025	2026	Total
Water Rates	3,457	7,081	3,073	2,770	3,044	611	3,867	519	24,423
Total:	3,457	7,081	3,073	2,770	3,044	611	3,867	519	24,423

Fund Appropriations / Allocations ¹	LTD Actuals	2020 Revised	2021	2022	2023	2024	2025	2026	Total
Water Fund	3,457	7,081	3,073	2,770	3,044	611	3,867	519	24,423
Total:	3,457	7,081	3,073	2,770	3,044	611	3,867	519	24,423

O&M Impacts: This is an ongoing program and any O&M needed as a result of this program is included in SPU's Operating Budget.

Replace Air Valve Chambers

Project No:	MC-SU-C1209	BSL Code:	BC-SU-C120B
Project Type:	Ongoing	BSL Name:	Transmission
Project Category:	Improved Facility	Location:	Citywide
Current Project Stage:	N/A	Council District:	Multiple
Start/End Date:	N/A	Neighborhood District:	Multiple
Total Project Cost:	N/A	Urban Village:	Not in an Urban Village

This ongoing project improves access to the chambers located throughout the transmission water system. The replacement and enlargement of the entrance to transmission chambers increase the safety for workers that need to enter the chambers twice per year.

Resources	LTD Actuals	2020 Revised	2021	2022	2023	2024	2025	2026	Total
Water Rates	1,083	254	135	140	145	150	155	160	2,221
Total:	1,083	254	135	140	145	150	155	160	2,221

Fund Appropriations / Allocations ¹	LTD Actuals	2020 Revised	2021	2022	2023	2024	2025	2026	Total
Water Fund	1,083	254	135	140	145	150	155	160	2,221
Total:	1,083	254	135	140	145	150	155	160	2,221

O&M Impacts: This is an ongoing program and any O&M needed as a result of this program is included in SPU's Operating Budget.

Transmission System Seismic Improvements

Project No:	MC-SU-C1210	BSL Code:	BC-SU-C120B
Project Type:	Ongoing	BSL Name:	Transmission
Project Category:	Rehabilitation or Restoration	Location:	Citywide
Current Project Stage:	N/A	Council District:	Multiple
Start/End Date:	N/A	Neighborhood District:	Multiple
Total Project Cost:	N/A	Urban Village:	Multiple

This ongoing project upgrade transmission system infrastructure that is seismically vulnerable and will remain functional after a major earthquake. Vulnerable transmission pipelines, reservoirs and pump stations will be upgraded. These upgrades will be completed over a 50-year time period.

Resources	LTD Actuals	2020 Revised	2021	2022	2023	2024	2025	2026	Total
Water Rates	-	250	1,600	2,400	3,800	14,700	13,000	12,000	47,750
Total:	-	250	1,600	2,400	3,800	14,700	13,000	12,000	47,750

Fund Appropriations / Allocations ¹	LTD Actuals	2020 Revised	2021	2022	2023	2024	2025	2026	Total
Water Fund	-	250	1,600	2,400	3,800	14,700	13,000	12,000	47,750
Total:	-	250	1,600	2,400	3,800	14,700	13,000	12,000	47,750

O&M Impacts: This is an ongoing program and any O&M needed as a result of this program is included in SPU's Operating Budget.

¹Funds are appropriated through the Adopted Budget at the Budget Summary Level. All Amounts shown above are in thousands of dollars

Environmental Stewardship

Project No:	MC-SU-C1301	BSL Code:	BC-SU-C130B
Project Type:	Ongoing	BSL Name:	Watershed Stewardship
Project Category:	Improved Facility	Location:	Citywide
Current Project Stage:	N/A	Council District:	Multiple
Start/End Date:	N/A	Neighborhood District:	Multiple
Total Project Cost:	N/A	Urban Village:	Not in an Urban Village

This ongoing project provides improvements to facilities and remediation for identified soil contamination at various locations in City watershed areas, railroad right-of-way, and transmission pipelines.

Resources	LTD Actuals	2020 Revised	2021	2022	2023	2024	2025	2026	Total
Water Rates	618	-	283	431	468	937	182	178	3,097
Total:	618	-	283	431	468	937	182	178	3,097

Fund Appropriations / Allocations¹	LTD Actuals	2020 Revised	2021	2022	2023	2024	2025	2026	Total
Water Fund	618	-	283	431	468	937	182	178	3,097
Total:	618	-	283	431	468	937	182	178	3,097

O&M Impacts: This is an ongoing program and any O&M needed as a result of this program is included in SPU's Operating Budget.

Cedar Bridges

Project No:	MC-SU-C1307	BSL Code:	BC-SU-C130B
Project Type:	Ongoing	BSL Name:	Watershed Stewardship
Project Category:	Improved Facility	Location:	Cedar River Watershed
Current Project Stage:	N/A	Council District:	Outside City of Seattle
Start/End Date:	N/A	Neighborhood District:	Not in a Neighborhood District
Total Project Cost:	N/A	Urban Village:	Not in an Urban Village

This ongoing project replaces aging bridges and related structures, such as abutments, asphalt approaches, and guardrails in the Cedar River Watershed. This project improves aging bridge assets on priority roads in the watershed transportation system to provide City employees, City contractors, and visitors with safe and adequate access to City water supply and hydroelectric assets while minimizing and reducing environmental impacts over time. Work in this project also maintains compliance with state laws, safety and environmental regulations, and tribal access agreements including Washington Department of Natural Resources (WDNR) forest practice regulations, and Washington Department of Health (DOH) Watershed Protection Plan regulations.

Resources	LTD Actuals	2020 Revised	2021	2022	2023	2024	2025	2026	Total
Water Rates	528	2,688	15	-	10	100	135	351	3,827
Total:	528	2,688	15	-	10	100	135	351	3,827

Fund Appropriations / Allocations ¹	LTD Actuals	2020 Revised	2021	2022	2023	2024	2025	2026	Total
Water Fund	528	2,688	15	-	10	100	135	351	3,827
Total:	528	2,688	15	-	10	100	135	351	3,827

O&M Impacts: This is an ongoing program and any O&M needed as a result of this program is included in SPU's Operating Budget.

Tolt Bridges

Project No:	MC-SU-C1308	BSL Code:	BC-SU-C130B
Project Type:	Discrete	BSL Name:	Watershed Stewardship
Project Category:	Improved Facility	Location:	Tolt River Watershed
Current Project Stage:	Stage 5 - Construction	Council District:	Outside City of Seattle
Start/End Date:	2004 - 2020	Neighborhood District:	Not in a Neighborhood District
Total Project Cost:	\$1	Urban Village:	Not in an Urban Village

This project replaces aging bridges and related structures, such as abutments, asphalt approaches, and guardrails in the Cedar River Watershed. This project improves aging bridge assets on priority roads in the watershed transportation system to provide City employees, City contractors, and visitors with safe and adequate access to City water supply and hydroelectric assets while minimizing and reducing environmental impacts over time. Work in this project also maintains compliance with state laws, safety and environmental regulations, and tribal access agreements including Washington Department of Natural Resources (WDNR) forest practice regulations, and Washington Department of Health (DOH) Watershed Protection Plan regulations.

Resources	LTD Actuals	2020 Revised	2021	2022	2023	2024	2025	2026	Total
Water Rates	-	1	-	-	-	-	-	-	1
Total:	-	1	-	-	-	-	-	-	1
Fund Appropriations / Allocations ¹	LTD Actuals	2020 Revised	2021	2022	2023	2024	2025	2026	Total
Water Fund	-	1	-	-	-	-	-	-	1
Total:	-	1	-	-	-	-	-	-	1

O&M Impacts: Any O&M needed as a result of this project will be included and/or identified as part of SPU's Operating Budget.

Beacon Reservoir Seismic

Project No:	MC-SU-C1408	BSL Code:	BC-SU-C140B
Project Type:	Discrete	BSL Name:	Water Quality & Treatment
Project Category:	Improved Facility	Location:	S Spokane St and Beacon Ave S
Current Project Stage:	Stage 5 - Construction	Council District:	Council District 2
Start/End Date:	2001 - 2019	Neighborhood District:	Greater Duwamish
Total Project Cost:	\$11,601	Urban Village:	Not in an Urban Village

This project includes Seismic Retrofits at Beacon Reservoir using the Soil-Structure Interaction Seismic Analysis approach for design to determine its seismic performance during ground shaking and to assess whether or not a seismic deficiency exists.

Resources	LTD Actuals	2020 Revised	2021	2022	2023	2024	2025	2026	Total
Water Rates	11,342	259	-	-	-	-	-	-	11,601
Total:	11,342	259	-	-	-	-	-	-	11,601

Fund Appropriations / Allocations¹	LTD Actuals	2020 Revised	2021	2022	2023	2024	2025	2026	Total
Water Fund	11,342	259	-	-	-	-	-	-	11,601
Total:	11,342	259	-	-	-	-	-	-	11,601

O&M Impacts: Any O&M needed as a result of this project will be included and/or identified as part of SPU's Operating Budget.

Treatment Facility/Water Quality Improvements

Project No:	MC-SU-C1413	BSL Code:	BC-SU-C140B
Project Type:	Ongoing	BSL Name:	Water Quality & Treatment
Project Category:	Improved Facility	Location:	Various
Current Project Stage:	N/A	Council District:	Multiple
Start/End Date:	N/A	Neighborhood District:	Not in a Neighborhood District
Total Project Cost:	N/A	Urban Village:	Not in an Urban Village

This ongoing project provides construction of various smaller-scale water quality and treatment facility rehabilitation and improvement projects that may develop on short notice over the course of each year. It enhances SPU's ability to address water system improvement needs that relate to public health protection and drinking water regulatory compliance.

Resources	LTD Actuals	2020 Revised	2021	2022	2023	2024	2025	2026	Total
Water Rates	986	530	1,967	2,957	1,102	735	600	600	9,477
Total:	986	530	1,967	2,957	1,102	735	600	600	9,477
Fund Appropriations / Allocations ¹	LTD Actuals	2020 Revised	2021	2022	2023	2024	2025	2026	Total
Water Fund	986	530	1,967	2,957	1,102	735	600	600	9,477
Total:	986	530	1,967	2,957	1,102	735	600	600	9,477

O&M Impacts: This is an ongoing program and any O&M needed as a result of this program is included in SPU's Operating Budget.

Reservoir Covering-Lake Forest

Project No:	MC-SU-C1418	BSL Code:	BC-SU-C140B
Project Type:	Discrete	BSL Name:	Water Quality & Treatment
Project Category:	Improved Facility	Location:	Lake Forest Park
Current Project Stage:	Stage 3 - Design	Council District:	Outside City of Seattle
Start/End Date:	2013 - 2022	Neighborhood District:	Outside City of Seattle
Total Project Cost:	\$20,519	Urban Village:	Not in an Urban Village

This project addresses the need for a new cover on Lake Forest Park Reservoir once it has reached the end of its useful life. The project will evaluate options for a new cover, including replacing the existing floating Hypolan cover with a similar design. A new cover will be designed and constructed to maintain and improve the water quality protection and security enhancement functions of the existing cover.

Resources	LTD Actuals	2020 Revised	2021	2022	2023	2024	2025	2026	Total
Water Rates	933	9,526	10,047	59	173	3	-	-	20,741
Total:	933	9,526	10,047	59	173	3	-	-	20,741
Fund Appropriations / Allocations ¹	LTD Actuals	2020 Revised	2021	2022	2023	2024	2025	2026	Total
Water Fund	933	9,526	10,047	59	173	3	-	-	20,741
Total:	933	9,526	10,047	59	173	3	-	-	20,741

O&M Impacts: Any O&M needed as a result of this project will be included and/or identified as part of SPU's Operating Budget.

Reservoir Covering-Bitter Lake

Project No:	MC-SU-C1419	BSL Code:	BC-SU-C140B
Project Type:	Discrete	BSL Name:	Water Quality & Treatment
Project Category:	Improved Facility	Location:	N 143rd St and Linden Ave N
Current Project Stage:	Stage 3 - Design	Council District:	Council District 5
Start/End Date:	2013 - 2025	Neighborhood District:	Northwest
Total Project Cost:	\$45,094	Urban Village:	Not in an Urban Village

This project addresses the need for a new cover on Bitter Lake Reservoir once the existing floating cover has reached the end of its useful life. Replacing the existing structure with a new hard covered structure within the same footprint will be one of the options considered. A new cover will be designed and constructed to improve and maintain the water quality protection and security enhancement functions of the existing cover.

Resources	LTD Actuals	2020 Revised	2021	2022	2023	2024	2025	2026	Total
Water Rates	113	681	1,200	2,500	9,100	26,000	5,600	500	45,694
Total:	113	681	1,200	2,500	9,100	26,000	5,600	500	45,694
Fund Appropriations / Allocations ¹	LTD Actuals	2020 Revised	2021	2022	2023	2024	2025	2026	Total
Water Fund	113	681	1,200	2,500	9,100	26,000	5,600	500	45,694
Total:	113	681	1,200	2,500	9,100	26,000	5,600	500	45,694

O&M Impacts: Any O&M needed as a result of this project will be included and/or identified as part of SPU's Operating Budget.

Regional Water Conservation

Project No:	MC-SU-C1504	BSL Code:	BC-SU-C150B
Project Type:	Ongoing	BSL Name:	Water Resources
Project Category:	Improved Facility	Location:	Citywide and Regional
Current Project Stage:	N/A	Council District:	Multiple
Start/End Date:	N/A	Neighborhood District:	Multiple
Total Project Cost:	N/A	Urban Village:	Multiple

This ongoing project provides customer incentives for residential, commercial, institutional, and industrial water efficiency capital improvements. Typical examples include, but are not limited to, water efficient toilets and urinals, clothes washers, landscape irrigation devices, upgrades in industrial process water, and replacing water-cooled equipment with air-cooled versions. The project benefits both existing and future ratepayers. Water conservation provides low-cost options for meeting potential challenges from climate change, managing Seattle's drinking water resources, and customer efficiency and potential cost savings on water bills.

Resources	LTD Actuals	2020 Revised	2021	2022	2023	2024	2025	2026	Total
Water Rates	26,084	1,474	1,154	1,183	1,212	1,243	1,274	1,306	34,930
Total:	26,084	1,474	1,154	1,183	1,212	1,243	1,274	1,306	34,930

Fund Appropriations / Allocations ¹	LTD Actuals	2020 Revised	2021	2022	2023	2024	2025	2026	Total
Water Fund	26,084	1,474	1,154	1,183	1,212	1,243	1,274	1,306	34,930
Total:	26,084	1,474	1,154	1,183	1,212	1,243	1,274	1,306	34,930

O&M Impacts: This is an ongoing program and any O&M needed as a result of this program is included in SPU's Operating Budget.

Seattle Direct Water Conservation

Project No:	MC-SU-C1505	BSL Code:	BC-SU-C150B
Project Type:	Ongoing	BSL Name:	Water Resources
Project Category:	Improved Facility	Location:	Citywide and Direct Service
Current Project Stage:	N/A	Council District:	Multiple
Start/End Date:	N/A	Neighborhood District:	Multiple
Total Project Cost:	N/A	Urban Village:	Multiple

This ongoing project provides water use efficiency resources to the City's low-income customers to implement water conservation measures authorized by Ordinance 120532, adopted in 2001, and supplements funding provided under SPU's Regional Water Conservation project (C1504). Typical improvements consist of, but are not limited to, installing water-efficient fixtures, such as aerating showerheads and faucets, low water use toilets and efficient clothes washers.

Resources	LTD Actuals	2020 Revised	2021	2022	2023	2024	2025	2026	Total
Water Rates	4,887	1,076	664	681	698	715	733	752	10,206
Total:	4,887	1,076	664	681	698	715	733	752	10,206
Fund Appropriations / Allocations ¹	LTD Actuals	2020 Revised	2021	2022	2023	2024	2025	2026	Total
Water Fund	4,887	1,076	664	681	698	715	733	752	10,206
Total:	4,887	1,076	664	681	698	715	733	752	10,206

O&M Impacts: This is an ongoing program and any O&M needed as a result of this program is included in SPU's Operating Budget.

Dam Safety

Project No:	MC-SU-C1506	BSL Code:	BC-SU-C150B
Project Type:	Ongoing	BSL Name:	Water Resources
Project Category:	Improved Facility	Location:	Various
Current Project Stage:	N/A	Council District:	Outside City of Seattle
Start/End Date:	N/A	Neighborhood District:	Not in a Neighborhood District
Total Project Cost:	N/A	Urban Village:	Not in an Urban Village

This ongoing project maintains the safety of SPU's water supply dams in the Cedar River and South Fork Tolt River Municipal Watersheds and the in-town reservoir dams. Typical improvements may include, but are not limited to, upgrades to the dams' failure warning systems, spillways, outlet works, piping, and other civil, mechanical, and structural systems. This project ensures the continuing safe functioning, operation and monitoring of SPU's water supply dams and associated facilities per Federal Energy Regulatory Commission (FERC), state and local regulations, and SPU requirements to prevent loss of life and/or property damage and loss of SPU's ability to deliver reliable drinking water supply to its customers.

Resources	LTD Actuals	2020 Revised	2021	2022	2023	2024	2025	2026	Total
Water Rates	2,679	4,333	5,059	4,261	2,889	300	215	150	19,886
Total:	2,679	4,333	5,059	4,261	2,889	300	215	150	19,886

Fund Appropriations / Allocations ¹	LTD Actuals	2020 Revised	2021	2022	2023	2024	2025	2026	Total
Water Fund	2,679	4,333	5,059	4,261	2,889	300	215	150	19,886
Total:	2,679	4,333	5,059	4,261	2,889	300	215	150	19,886

O&M Impacts: This is an ongoing program and any O&M needed as a result of this program is included in SPU's Operating Budget.

¹Funds are appropriated through the Adopted Budget at the Budget Summary Level. All Amounts shown above are in thousands of dollars

Water System Plan

Project No:	MC-SU-C1510	BSL Code:	BC-SU-C150B
Project Type:	Ongoing	BSL Name:	Water Resources
Project Category:	Improved Facility	Location:	Various
Current Project Stage:	N/A	Council District:	Multiple
Start/End Date:	N/A	Neighborhood District:	Not in a Neighborhood District
Total Project Cost:	N/A	Urban Village:	Not in an Urban Village

This project develops the Water System Plan. This project meets the State requirement that SPU update a water system plan every six years and submit the plan to the Washington Department of Health (DOH) for approval as a condition of the operating permit for the drinking water system.

Resources	LTD Actuals	2020 Revised	2021	2022	2023	2024	2025	2026	Total
Water Rates	404	29	-	-	-	-	-	155	588
Total:	404	29	-	-	-	-	-	155	588
Fund Appropriations / Allocations ¹	LTD Actuals	2020 Revised	2021	2022	2023	2024	2025	2026	Total
Water Fund	404	29	-	-	-	-	-	155	588
Total:	404	29	-	-	-	-	-	155	588

O&M Impacts: Any O&M needed as a result of this project will be included and/or identified as part of SPU's Operating Budget.

Hatchery Works

Project No:	MC-SU-C1511	BSL Code:	BC-SU-C150B
Project Type:	Ongoing	BSL Name:	Water Resources
Project Category:	Improved Facility	Location:	Cedar River Watershed
Current Project Stage:	N/A	Council District:	Outside City of Seattle
Start/End Date:	N/A	Neighborhood District:	Not in a Neighborhood District
Total Project Cost:	N/A	Urban Village:	Not in an Urban Village

This ongoing project provides improvements to the sockeye salmon hatchery, including improvements to the Broodstock collection facility, improvements to the hatchery spring water pumps, improvements to adult holding ponds, and additions for water redundancy. These facilities are a requirement of the Landsburg Mitigation Agreement and the Muckleshoot Settlement Agreement.

Resources	LTD Actuals	2020 Revised	2021	2022	2023	2024	2025	2026	Total
Water Rates	775	6,755	4,754	1,630	1,868	550	-	-	16,332
Total:	775	6,755	4,754	1,630	1,868	550	-	-	16,332
Fund Appropriations / Allocations ¹	LTD Actuals	2020 Revised	2021	2022	2023	2024	2025	2026	Total
Water Fund	775	6,755	4,754	1,630	1,868	550	-	-	16,332
Total:	775	6,755	4,754	1,630	1,868	550	-	-	16,332

O&M Impacts: This is an ongoing program and any O&M needed as a result of this program is included in SPU's Operating Budget.

Watershed Road Improvements/Decommissioning

Project No:	MC-SU-C1601	BSL Code:	BC-SU-C160B
Project Type:	Ongoing	BSL Name:	Habitat Conservation Program
Project Category:	Improved Facility	Location:	Cedar River Watershed
Current Project Stage:	N/A	Council District:	Outside City of Seattle
Start/End Date:	N/A	Neighborhood District:	Not in a Neighborhood District
Total Project Cost:	N/A	Urban Village:	Not in an Urban Village

This ongoing project provides forest road improvements and decommissioning in the Cedar River Watershed. The purpose of this project is to reduce the delivery of sediment into the waterways in the watershed to protect both aquatic habitat and water quality. This project is a requirement under the Cedar River Watershed Habitat Conservation Plan (HCP).

Resources	LTD Actuals	2020 Revised	2021	2022	2023	2024	2025	2026	Total
Water Rates	6,994	1,204	847	572	475	475	600	475	11,641
Total:	6,994	1,204	847	572	475	475	600	475	11,641
Fund Appropriations / Allocations ¹	LTD Actuals	2020 Revised	2021	2022	2023	2024	2025	2026	Total
Water Fund	6,994	1,204	847	572	475	475	600	475	11,641
Total:	6,994	1,204	847	572	475	475	600	475	11,641

O&M Impacts: This is an ongoing program and any O&M needed as a result of this program is included in SPU's Operating Budget.

¹Funds are appropriated through the Adopted Budget at the Budget Summary Level. All Amounts shown above are in thousands of dollars

Stream & Riparian Restoration

Project No:	MC-SU-C1602	BSL Code:	BC-SU-C160B
Project Type:	Ongoing	BSL Name:	Habitat Conservation Program
Project Category:	Improved Facility	Location:	Cedar River Watershed
Current Project Stage:	N/A	Council District:	Outside City of Seattle
Start/End Date:	N/A	Neighborhood District:	Not in a Neighborhood District
Total Project Cost:	N/A	Urban Village:	Not in an Urban Village

This ongoing project provides stream and riparian restoration in the Cedar River Watershed, including large woody debris placement, riparian conifer under-planting, and culvert replacement for fish passage and peak storm flows. This project is a requirement under the Cedar River Habitat Conservation Plan (HCP).

Resources	LTD Actuals	2020 Revised	2021	2022	2023	2024	2025	2026	Total
Water Rates	4,330	523	98	154	152	39	39	40	5,375
Total:	4,330	523	98	154	152	39	39	40	5,375

Fund Appropriations / Allocations ¹	LTD Actuals	2020 Revised	2021	2022	2023	2024	2025	2026	Total
Water Fund	4,330	523	98	154	152	39	39	40	5,375
Total:	4,330	523	98	154	152	39	39	40	5,375

O&M Impacts: This is an ongoing program and any O&M needed as a result of this program is included in SPU's Operating Budget.

Upland Reserve Forest Restore

Project No:	MC-SU-C1603	BSL Code:	BC-SU-C160B
Project Type:	Ongoing	BSL Name:	Habitat Conservation Program
Project Category:	Improved Facility	Location:	Cedar River Watershed
Current Project Stage:	N/A	Council District:	Outside City of Seattle
Start/End Date:	N/A	Neighborhood District:	Not in a Neighborhood District
Total Project Cost:	N/A	Urban Village:	Not in an Urban Village

This ongoing project provides upland forest restoration in the Cedar River Watershed, including ecological and restoration thinning, conifer planting, forest inventory and modeling, and species monitoring. This project is a requirement under the Cedar River Habitat Conservation Plan (HCP).

Resources	LTD Actuals	2020 Revised	2021	2022	2023	2024	2025	2026	Total
Water Rates	2,665	126	120	123	125	128	130	133	3,550
Total:	2,665	126	120	123	125	128	130	133	3,550

Fund Appropriations / Allocations¹	LTD Actuals	2020 Revised	2021	2022	2023	2024	2025	2026	Total
Water Fund	2,665	126	120	123	125	128	130	133	3,550
Total:	2,665	126	120	123	125	128	130	133	3,550

O&M Impacts: This is an ongoing program and any O&M needed as a result of this program is included in SPU's Operating Budget.

Ballard Locks Improvements

Project No:	MC-SU-C1606	BSL Code:	BC-SU-C160B
Project Type:	Discrete	BSL Name:	Habitat Conservation Program
Project Category:	Improved Facility	Location:	NW 54th St 30th Ave NW
Current Project Stage:	Stage 5 - Construction	Council District:	Council District 6
Start/End Date:	2000 - 2025	Neighborhood District:	Ballard
Total Project Cost:	\$1,302	Urban Village:	Ballard-Interbay Northend

This project provides improvements at the Ballard Locks to upgrade conditions for salmon. Improvements are focused on conserving the amount of freshwater needed to operate the locks to reduce the demand for freshwater from the Cedar River and increase the availability of freshwater for salmon. This project is a requirement of the Cedar River Habitat Conservation Plan (HCP).

Resources	LTD Actuals	2020 Revised	2021	2022	2023	2024	2025	2026	Total
Water Rates	503	305	160	165	170	175	180	185	1,842
Total:	503	305	160	165	170	175	180	185	1,842
Fund Appropriations / Allocations ¹	LTD Actuals	2020 Revised	2021	2022	2023	2024	2025	2026	Total
Water Fund	503	305	160	165	170	175	180	185	1,842
Total:	503	305	160	165	170	175	180	185	1,842

O&M Impacts: Any O&M needed as a result of this project will be included and/or identified as part of SPU's Operating Budget.

Downstream Fish Habitat

Project No:	MC-SU-C1607	BSL Code:	BC-SU-C160B
Project Type:	Discrete	BSL Name:	Habitat Conservation Program
Project Category:	Improved Facility	Location:	Cedar River Watershed
Current Project Stage:	Stage 5 - Construction	Council District:	Outside City of Seattle
Start/End Date:	2008 - 2024	Neighborhood District:	Not in a Neighborhood District
Total Project Cost:	\$17,456	Urban Village:	Not in an Urban Village

This project provides protection and restoration of fish habitat along the lower Cedar River, below the City's municipal watershed boundary at the Landsburg Dam and includes both acquisition of habitat lands and habitat restoration on the main stem of the Cedar River. This project is a requirement of the Cedar River Habitat Conservation Plan (HCP).

Resources	LTD Actuals	2020 Revised	2021	2022	2023	2024	2025	2026	Total
Water Rates	12,825	3,581	150	100	800	800	100	100	18,456
Total:	12,825	3,581	150	100	800	800	100	100	18,456
Fund Appropriations / Allocations ¹	LTD Actuals	2020 Revised	2021	2022	2023	2024	2025	2026	Total
Water Fund	12,825	3,581	150	100	800	800	100	100	18,456
Total:	12,825	3,581	150	100	800	800	100	100	18,456

O&M Impacts: Any O&M needed as a result of this project will be included and/or identified as part of SPU's Operating Budget.

Instream Flow Management Studies

Project No:	MC-SU-C1608	BSL Code:	BC-SU-C160B
Project Type:	Ongoing	BSL Name:	Habitat Conservation Program
Project Category:	Improved Facility	Location:	Cedar River Watershed
Current Project Stage:	N/A	Council District:	Outside City of Seattle
Start/End Date:	N/A	Neighborhood District:	Not in a Neighborhood District
Total Project Cost:	N/A	Urban Village:	Not in an Urban Village

This ongoing project provides research and monitoring to examine the effects of instream flows on salmon species in the Cedar River. This ongoing project monitors flow compliance, verifies accretion flows downstream of Landsburg, improves flow-switching criteria, and develops a better understanding of relationships between stream flow and aquatic habitat. This ongoing project is a requirement of the Cedar River Habitat Conservation Plan (HCP).

Resources	LTD Actuals	2020 Revised	2021	2022	2023	2024	2025	2026	Total
Water Rates	1,789	127	100	100	100	100	100	100	2,516
Total:	1,789	127	100	100	100	100	100	100	2,516
Fund Appropriations / Allocations ¹	LTD Actuals	2020 Revised	2021	2022	2023	2024	2025	2026	Total
Water Fund	1,789	127	100	100	100	100	100	100	2,516
Total:	1,789	127	100	100	100	100	100	100	2,516

O&M Impacts: This is an ongoing program and any O&M needed as a result of this program is included in SPU's Operating Budget.

Seattle Public Utilities

Shared & Technology Projects

Meter Replacement

Project No:	MC-SU-C4101	BSL Code:	BC-SU-C410B
Project Type:	Ongoing	BSL Name:	Shared Cost Projects
Project Category:	Improved Facility	Location:	Various
Current Project Stage:	N/A	Council District:	Multiple
Start/End Date:	N/A	Neighborhood District:	Multiple
Total Project Cost:	N/A	Urban Village:	Multiple

This ongoing project funds replacement of existing water meters when they fail or become obsolete. Meters measuring up to two inches are replaced when they stop running. Meters measuring three inches or more are repaired when possible, but are replaced when repair costs exceed replacement costs. Accurate water meters ensure that customers are billed fairly for the water they use. Since water meters also are used to bill customers for their wastewater discharges, 48 percent of the funding is allocated to the Drainage and Wastewater line of business.

Resources	LTD Actuals	2020 Revised	2021	2022	2023	2024	2025	2026	Total
Drainage and Wastewater Rates	7,621	486	668	678	688	698	708	719	12,265
Water Rates	8,266	525	723	734	745	756	768	779	13,296
Total:	15,886	1,010	1,391	1,412	1,433	1,454	1,476	1,498	25,561
Fund Appropriations / Allocations ¹	LTD Actuals	2020 Revised	2021	2022	2023	2024	2025	2026	Total
Drainage and Wastewater Fund	7,621	486	668	678	688	698	708	719	12,265
Water Fund	8,266	525	723	734	745	756	768	779	13,296
Total:	15,886	1,010	1,391	1,412	1,433	1,454	1,476	1,498	25,561

O&M Impacts: This is an ongoing program and any O&M needed as a result of this program is included in SPU's Operating Budget.

¹Funds are appropriated through the Adopted Budget at the Budget Summary Level. All Amounts shown above are in thousands of dollars

Alaskan Way Viaduct & Seawall Replacement Program

Project No:	MC-SU-C4102	BSL Code:	BC-SU-C410B
Project Type:	Discrete	BSL Name:	Shared Cost Projects
Project Category:	Improved Facility	Location:	Various
Current Project Stage:	Stage 5 - Construction	Council District:	Multiple
Start/End Date:	2001 - 2025	Neighborhood District:	Multiple
Total Project Cost:	\$87,522	Urban Village:	Multiple

This project relocates, replaces, and protects water infrastructure affected by the replacement of the Alaskan Way Viaduct and Seawall. This project encompasses many sub-projects which are collectively known as the Alaskan Way Viaduct and Seawall Replacement project (AWVSR project). The Washington State Department of Transportation (WSDOT) is the lead for the SR-99 replacement, while the City of Seattle is the lead on development of the waterfront public space, implementation of the new surface Alaskan Way, and design and construction of the seawall.

Resources	LTD Actuals	2020 Revised	2021	2022	2023	2024	2025	2026	Total
Drainage and Wastewater Rates	38,793	22,711	5,899	3,029	281	814	23	-	71,550
Water Rates	23,040	1,986	460	537	161	71	-	-	26,254
Total:	61,833	24,697	6,359	3,566	442	886	23	-	97,804
Fund Appropriations / Allocations ¹	LTD Actuals	2020 Revised	2021	2022	2023	2024	2025	2026	Total
Drainage and Wastewater Fund	38,793	22,711	5,899	3,029	281	814	23	-	71,550
Water Fund	23,040	1,986	460	537	161	71	-	-	26,254
Total:	61,833	24,697	6,359	3,566	442	886	23	-	97,804

O&M Impacts: Any O&M needed as a result of this project will be included and/or identified as part of SPU's Operating Budget.

Operations Control Center

Project No:	MC-SU-C4105	BSL Code:	BC-SU-C410B
Project Type:	Ongoing	BSL Name:	Shared Cost Projects
Project Category:	Improved Facility	Location:	2700 Airport Way South
Current Project Stage:	N/A	Council District:	Council District 2
Start/End Date:	N/A	Neighborhood District:	Greater Duwamish
Total Project Cost:	N/A	Urban Village:	Greater Duwamish

This ongoing facilities project renovates, rehabilitates, replaces existing buildings, and constructs new facilities at the Operations Control Center located at 2700 Airport Way South to improve the efficiency and effectiveness of the field crews delivering utility services to customers. Typical improvements include, but are not limited to, roof and other exterior replacements, improvements to public spaces, office and crew spaces and lighting, and heating and ventilation systems. These improvements increase the useful life of the facility, preserve the value of the asset, and provide a safe work and public space environment.

Resources	LTD Actuals	2020 Revised	2021	2022	2023	2024	2025	2026	Total
Water Rates	1,407	1,758	15	-	-	-	-	-	3,180
Total:	1,407	1,758	15	-	-	-	-	-	3,180
Fund Appropriations / Allocations¹	LTD Actuals	2020 Revised	2021	2022	2023	2024	2025	2026	Total
Water Fund	1,407	1,758	15	-	-	-	-	-	3,180
Total:	1,407	1,758	15	-	-	-	-	-	3,180

O&M Impacts: This is an ongoing program and any O&M needed as a result of this program is included in SPU's Operating Budget.

¹Funds are appropriated through the Adopted Budget at the Budget Summary Level. All Amounts shown above are in thousands of dollars

Operational Facility - Construction

Project No:	MC-SU-C4106	BSL Code:	BC-SU-C410B
Project Type:	Ongoing	BSL Name:	Shared Cost Projects
Project Category:	Improved Facility	Location:	Various
Current Project Stage:	N/A	Council District:	Multiple
Start/End Date:	N/A	Neighborhood District:	Multiple
Total Project Cost:	N/A	Urban Village:	Not in an Urban Village

This ongoing facilities project renovates, rehabilitates, replaces existing buildings, and constructs new facilities at various locations within the city limits to address deficiencies, failures, and functional changes in the SPU Lines of Business. Typical improvements include, but are not limited to, roof replacements, exterior wall or cladding replacements, and improvements to administrative office space, crew and shop space, lighting, heating and ventilation systems, and facilities structures. These improvements increase the useful life of the facilities, preserve the value of the assets, and provide a safe working environment.

Resources	LTD Actuals	2020 Revised	2021	2022	2023	2024	2025	2026	Total
	-	-	-	-	-	-	-	-	-
Drainage and Wastewater Rates	20,942	30,604	4,540	14,858	12,157	4,181	7,110	3,245	97,637
Solid Waste Rates	63	1,900	32	64	310	255	100	75	2,798
Water Rates	1,685	16,231	1,586	2,678	4,733	4,814	3,990	1,130	36,847
Total:	22,689	48,735	6,158	17,600	17,200	9,250	11,200	4,450	137,281
Fund Appropriations / Allocations ¹	LTD Actuals	2020 Revised	2021	2022	2023	2024	2025	2026	Total
Drainage and Wastewater Fund	20,942	30,604	4,540	14,858	12,157	4,181	7,110	3,245	97,637
Solid Waste Fund	63	1,900	32	64	310	255	100	75	2,798
Water Fund	1,685	16,231	1,586	2,678	4,733	4,814	3,990	1,130	36,847
Total:	22,689	48,735	6,158	17,600	17,200	9,250	11,200	4,450	137,281

O&M Impacts: This is an ongoing program and any O&M needed as a result of this program is included in SPU's Operating Budget.

¹Funds are appropriated through the Adopted Budget at the Budget Summary Level. All Amounts shown above are in thousands of dollars

Regional Facility - Other

Project No:	MC-SU-C4107	BSL Code:	BC-SU-C410B
Project Type:	Ongoing	BSL Name:	Shared Cost Projects
Project Category:	Improved Facility	Location:	Regional
Current Project Stage:	N/A	Council District:	Outside City of Seattle
Start/End Date:	N/A	Neighborhood District:	Outside City of Seattle
Total Project Cost:	N/A	Urban Village:	Outside City of Seattle

This ongoing facilities project renovates, rehabilitates, replaces existing buildings, and constructs new facilities at various locations outside of City limits to address deficiencies, failures, and functional changes in the drinking water system.

Resources	LTD Actuals	2020 Revised	2021	2022	2023	2024	2025	2026	Total
Water Rates	19,187	6,439	3,614	3,536	2,685	15,870	13,394	5,439	70,164
Total:	19,187	6,439	3,614	3,536	2,685	15,870	13,394	5,439	70,164

Fund Appropriations / Allocations¹	LTD Actuals	2020 Revised	2021	2022	2023	2024	2025	2026	Total
Water Fund	19,187	6,439	3,614	3,536	2,685	15,870	13,394	5,439	70,164
Total:	19,187	6,439	3,614	3,536	2,685	15,870	13,394	5,439	70,164

O&M Impacts: This is an ongoing program and any O&M needed as a result of this program is included in SPU's Operating Budget.

Integrated Control Monitoring Program

Project No:	MC-SU-C4108	BSL Code:	BC-SU-C410B
Project Type:	Ongoing	BSL Name:	Shared Cost Projects
Project Category:	Improved Facility	Location:	Various
Current Project Stage:	N/A	Council District:	Not Applicable
Start/End Date:	N/A	Neighborhood District:	Not in a Neighborhood District
Total Project Cost:	N/A	Urban Village:	Not in an Urban Village

This ongoing project provides for electronic and mechanical system upgrades as required at various City facilities. The drinking water Supervisory Control and Data Acquisition (SCADA) system was installed in 2005 throughout King County. System components include, but is not limited to, treatment/flow/pressure sensors, remote control pumps/valves used in the conveyance and quality of drinking water and the delivery of water to fire hydrants, also known as "fire flow".

Resources	LTD Actuals	2020 Revised	2021	2022	2023	2024	2025	2026	Total
Drainage and Wastewater Rates	1,588	244	-	-	-	-	-	-	1,832
Water Rates	812	404	360	360	360	360	360	360	3,376
Total:	2,400	649	360	360	360	360	360	360	5,208
Fund Appropriations / Allocations¹	LTD Actuals	2020 Revised	2021	2022	2023	2024	2025	2026	Total
Drainage and Wastewater Fund	1,588	244	-	-	-	-	-	-	1,832
Water Fund	812	404	360	360	360	360	360	360	3,376
Total:	2,400	649	360	360	360	360	360	360	5,208

O&M Impacts: This is an ongoing program and any O&M needed as a result of this program is included in SPU's Operating Budget.

¹Funds are appropriated through the Adopted Budget at the Budget Summary Level. All Amounts shown above are in thousands of dollars

Security Improvements

Project No:	MC-SU-C4113	BSL Code:	BC-SU-C410B
Project Type:	Ongoing	BSL Name:	Shared Cost Projects
Project Category:	Improved Facility	Location:	Various
Current Project Stage:	N/A	Council District:	Multiple
Start/End Date:	N/A	Neighborhood District:	Multiple
Total Project Cost:	N/A	Urban Village:	Multiple

This ongoing project funds physical, integrated security system components on water infrastructure throughout the City. Components may include, but are not limited to, fences, gates, access control card readers, intercoms, lighting, door and hatch contacts, CCTV cameras, motion detection devices, and fiber and conduit.

Resources	LTD Actuals	2020 Revised	2021	2022	2023	2024	2025	2026	Total
Drainage and Wastewater Rates	368	138	180	180	165	300	255	210	1,795
Solid Waste Rates	671	177	95	207	135	225	145	115	1,770
Water Rates	5,216	1,702	950	838	1,325	1,700	1,475	750	13,956
Total:	6,254	2,016	1,225	1,225	1,625	2,225	1,875	1,075	17,521

Fund Appropriations / Allocations¹	LTD Actuals	2020 Revised	2021	2022	2023	2024	2025	2026	Total
Drainage and Wastewater Fund	368	138	180	180	165	300	255	210	1,795
Solid Waste Fund	671	177	95	207	135	225	145	115	1,770
Water Fund	5,216	1,702	950	838	1,325	1,700	1,475	750	13,956
Total:	6,254	2,016	1,225	1,225	1,625	2,225	1,875	1,075	17,521

O&M Impacts: This is an ongoing program and any O&M needed as a result of this program is included in SPU's Operating Budget.

Heavy Equipment Purchases

Project No:	MC-SU-C4116	BSL Code:	BC-SU-C410B
Project Type:	Ongoing	BSL Name:	Shared Cost Projects
Project Category:	New Investment	Location:	Various
Current Project Stage:	N/A	Council District:	Not Applicable
Start/End Date:	N/A	Neighborhood District:	Not in a Neighborhood District
Total Project Cost:	N/A	Urban Village:	Not in an Urban Village

This ongoing project provides SPU staff with new and replacement heavy equipment that is used throughout Seattle and King County. Typical purchases include backhoes, graders, loaders, dozers, service trucks, and dump trucks. This equipment transports work crews and tools to job sites and supports the safe and efficient replacement, repair, and maintenance of infrastructure that delivers high quality drinking water to 1.5 million customers in King County.

Resources	LTD Actuals	2020 Revised	2021	2022	2023	2024	2025	2026	Total
Drainage and Wastewater Rates	19,534	5,354	3,638	3,757	3,670	3,546	4,121	3,600	47,220
Solid Waste Rates	12,951	780	2,585	2,199	1,428	1,124	1,150	1,000	23,217
Water Rates	20,858	4,764	3,125	3,070	2,879	2,654	3,431	3,500	44,281
Total:	53,343	10,899	9,348	9,025	7,977	7,324	8,702	8,100	114,718
Fund Appropriations / Allocations¹	LTD Actuals	2020 Revised	2021	2022	2023	2024	2025	2026	Total
Drainage and Wastewater Fund	19,534	5,354	3,638	3,757	3,670	3,546	4,121	3,600	47,220
Solid Waste Fund	12,951	780	2,585	2,199	1,428	1,124	1,150	1,000	23,217
Water Fund	20,858	4,764	3,125	3,070	2,879	2,654	3,431	3,500	44,281
Total:	53,343	10,899	9,348	9,025	7,977	7,324	8,702	8,100	114,718

O&M Impacts: This is an ongoing program and any O&M needed as a result of this program is included in SPU's Operating Budget.

¹Funds are appropriated through the Adopted Budget at the Budget Summary Level. All Amounts shown above are in thousands of dollars

1% for Arts

Project No:	MC-SU-C4118	BSL Code:	BC-SU-C410B
Project Type:	Ongoing	BSL Name:	Shared Cost Projects
Project Category:	New Investment	Location:	Various
Current Project Stage:	N/A	Council District:	Multiple
Start/End Date:	N/A	Neighborhood District:	Multiple
Total Project Cost:	N/A	Urban Village:	Multiple

This ongoing project provides funding for Seattle Public Utilities' 1% for Arts contribution. Eligibility is determined at the individual project level with payment occurring from this project. Funds contributed to the 1% for Arts project allow for the commission, purchase, and installation of art on City-owned properties that is accessible to the public. The Municipal Arts Plan, which is prepared annually, describes the status of ongoing art projects and establishes the scope of work and allocations for new art projects.

Resources	LTD Actuals	2020 Revised	2021	2022	2023	2024	2025	2026	Total
Drainage and Wastewater Rates	4,662	1,917	1,407	1,081	849	640	600	719	11,875
Solid Waste Rates	1,999	140	130	171	65	3	3	1	2,511
Water Rates	2,179	419	304	126	178	366	154	75	3,800
Total:	8,841	2,476	1,841	1,377	1,092	1,008	757	794	18,186
Fund Appropriations / Allocations ¹	LTD Actuals	2020 Revised	2021	2022	2023	2024	2025	2026	Total
Drainage and Wastewater Fund	4,662	1,917	1,407	1,081	849	640	600	719	11,875
Solid Waste Fund	1,999	140	130	171	65	3	3	1	2,511
Water Fund	2,179	419	304	126	178	366	154	75	3,800
Total:	8,841	2,476	1,841	1,377	1,092	1,008	757	794	18,186

O&M Impacts: This is an ongoing program and any O&M needed as a result of this program is included in SPU's Operating Budget.

¹Funds are appropriated through the Adopted Budget at the Budget Summary Level. All Amounts shown above are in thousands of dollars

Move Seattle

Project No:	MC-SU-C4119	BSL Code:	BC-SU-C410B
Project Type:	Ongoing	BSL Name:	Shared Cost Projects
Project Category:	Improved Facility	Location:	Various
Current Project Stage:	N/A	Council District:	Multiple
Start/End Date:	N/A	Neighborhood District:	Multiple
Total Project Cost:	N/A	Urban Village:	Multiple

This multi-year project funds assessments, repairs, and improvements to SPU's drinking water utility infrastructure at sites chosen by the Seattle Department of Transportation (SDOT) for bridge improvements and pedestrian and bicycle safety improvements within its "Move Seattle" project. SPU assesses the condition of its utility infrastructure at SDOT's project sites and conducts repairs and improvements as needed. This project was formerly titled "Bridging the Gap - WF."

Resources	LTD Actuals	2020 Revised	2021	2022	2023	2024	2025	2026	Total
	-	-	-	-	-	-	-	-	-
Drainage and Wastewater Rates	5,195	44,466	16,406	13,321	11,559	10,558	7,754	15,996	125,255
Water Rates	7,314	31,760	22,112	16,566	10,320	11,400	9,162	16,166	124,800
Total:	12,510	76,226	38,518	29,886	21,879	21,958	16,916	32,162	250,055
Fund Appropriations / Allocations ¹	LTD Actuals	2020 Revised	2021	2022	2023	2024	2025	2026	Total
Drainage and Wastewater Fund	5,195	44,466	16,406	13,321	11,559	10,558	7,754	15,996	125,255
Water Fund	7,314	31,760	22,112	16,566	10,320	11,400	9,162	16,166	124,800
Total:	12,510	76,226	38,518	29,886	21,879	21,958	16,916	32,162	250,055

O&M Impacts: This is an ongoing program and any O&M needed as a result of this program is included in SPU's Operating Budget.

Emergency Storms Program

Project No:	MC-SU-C4120	BSL Code:	BC-SU-C410B
Project Type:	Ongoing	BSL Name:	Shared Cost Projects
Project Category:	Improved Facility	Location:	Various
Current Project Stage:	N/A	Council District:	Multiple
Start/End Date:	N/A	Neighborhood District:	Multiple
Total Project Cost:	N/A	Urban Village:	Multiple

This ongoing project funds water and drainage & wastewater infrastructure capital improvement projects resulting from previous and possible future storm events. Projects within this project are potentially Federal Emergency Management Agency (FEMA) reimbursable and need to be separated for tracking and reimbursement purposes. Typical improvements include but are not limited to repairing and improving roads, bridges, and other stream crossing structures in the City's Municipal Watersheds, as well as replacing damaged equipment, such as pumps and security gates, and stabilizing debris slide areas and stream banks.

Resources	LTD Actuals	2020 Revised	2021	2022	2023	2024	2025	2026	Total
Drainage and Wastewater Rates	1	100	-	-	-	-	-	-	101
Total:	1	100	-	-	-	-	-	-	101

Fund Appropriations / Allocations ¹	LTD Actuals	2020 Revised	2021	2022	2023	2024	2025	2026	Total
Drainage and Wastewater Fund	1	100	-	-	-	-	-	-	101
Total:	1	100	-	-	-	-	-	-	101

O&M Impacts: This is an ongoing program and any O&M needed as a result of this program is included in SPU's Operating Budget.

Other Major Transportation Projects

Project No:	MC-SU-C4123	BSL Code:	BC-SU-C410B
Project Type:	Ongoing	BSL Name:	Shared Cost Projects
Project Category:	Improved Facility	Location:	Various
Current Project Stage:	N/A	Council District:	Multiple
Start/End Date:	N/A	Neighborhood District:	Multiple
Total Project Cost:	N/A	Urban Village:	Multiple

This ongoing project funds projects that mitigate undesirable impacts and take advantage of opportunities generated by the capital transportation projects of the Washington State Department of Transportation (WSDOT) and the Seattle Department of Transportation (SDOT) throughout the City. Work may include, but is not limited to, physically protecting the infrastructure during the transportation construction process, repairing and replacing damaged infrastructure, and improving existing infrastructure to meet higher standards. Project sites may include, but are not limited to, State Route 520, Interstate 5, and Interstate 90.

Resources	LTD Actuals	2020 Revised	2021	2022	2023	2024	2025	2026	Total
Drainage and Wastewater Rates	215	2,050	100	75	75	20	-	-	2,535
Water Rates	436	1,309	101	300	6,750	50	-	-	8,946
Total:	651	3,359	201	375	6,825	70	-	-	11,481
Fund Appropriations / Allocations ¹	LTD Actuals	2020 Revised	2021	2022	2023	2024	2025	2026	Total
Drainage and Wastewater Fund	215	2,050	100	75	75	20	-	-	2,535
Water Fund	436	1,309	101	300	6,750	50	-	-	8,946
Total:	651	3,359	201	375	6,825	70	-	-	11,481

O&M Impacts: This is an ongoing program and any O&M needed as a result of this program is included in SPU's Operating Budget.

¹Funds are appropriated through the Adopted Budget at the Budget Summary Level. All Amounts shown above are in thousands of dollars

Streetcar Related Projects

Project No:	MC-SU-C4130	BSL Code:	BC-SU-C410B
Project Type:	Discrete	BSL Name:	Shared Cost Projects
Project Category:	Improved Facility	Location:	Various
Current Project Stage:	Stage 2 - Initiation, Project Definition, & Planning	Council District:	Multiple
Start/End Date:	2009 - 2030	Neighborhood District:	Multiple
Total Project Cost:	\$66,021	Urban Village:	Multiple

This project plans and relocates water facilities that will be impacted by the SDOT-led First Hill Streetcar project and related streetcar projects, which will connect major employment centers on First Hill to the regional light rail system stations on Capitol Hill and in the International District. It is currently in the construction phase. This project was formerly titled "First Hill Streetcar - WF."

Resources	LTD Actuals	2020 Revised	2021	2022	2023	2024	2025	2026	Total
	-	-	-	-	-	-	-	-	-
Drainage and Wastewater Rates	4,052	3,056	119	1,016	1,917	1,408	-	-	11,568
Water Rates	14,641	11,289	123	7,168	12,641	6,566	-	-	52,428
Total:	18,693	14,345	242	8,184	14,559	7,974	-	-	63,996
Fund Appropriations / Allocations ¹	LTD Actuals	2020 Revised	2021	2022	2023	2024	2025	2026	Total
Drainage and Wastewater Fund	4,052	3,056	119	1,016	1,917	1,408	-	-	11,568
Water Fund	14,641	11,289	123	7,168	12,641	6,566	-	-	52,428
Total:	18,693	14,345	242	8,184	14,559	7,974	-	-	63,996

O&M Impacts: Any O&M needed as a result of this project will be included and/or identified as part of SPU's Operating Budget.

¹Funds are appropriated through the Adopted Budget at the Budget Summary Level. All Amounts shown above are in thousands of dollars

Customer Contact & Billing

Project No:	MC-SU-C5402	BSL Code:	BC-SU-C510B
Project Type:	Ongoing	BSL Name:	Technology
Project Category:	Improved Facility	Location:	N/A
Current Project Stage:	N/A	Council District:	Not Applicable
Start/End Date:	N/A	Neighborhood District:	Not in a Neighborhood District
Total Project Cost:	N/A	Urban Village:	Not in an Urban Village

This ongoing project provides technology solutions and business application upgrades in support of SPU's Customer Contact Center and activities carried out by the Customer Service Branch. Planned projects include, but are not limited to, enhancements to the New Customer Billing System and new technology solutions for enhanced customer contact management. This ongoing project is intended to enhance customer service, customer contact, and ensure accurate Utility billing.

Resources	LTD Actuals	2020 Revised	2021	2022	2023	2024	2025	2026	Total
Drainage and Wastewater Rates	1,518	3,527	1,311	430	430	430	430	430	8,506
Solid Waste Rates	987	2,642	457	150	150	150	150	150	4,836
Water Rates	1,518	4,504	1,282	420	420	420	420	420	9,405
Total:	4,023	10,673	3,050	1,000	1,000	1,000	1,000	1,000	22,747
Fund Appropriations / Allocations ¹	LTD Actuals	2020 Revised	2021	2022	2023	2024	2025	2026	Total
Drainage and Wastewater Fund	1,518	3,527	1,311	430	430	430	430	430	8,506
Solid Waste Fund	987	2,642	457	150	150	150	150	150	4,836
Water Fund	1,518	4,504	1,282	420	420	420	420	420	9,405
Total:	4,023	10,673	3,050	1,000	1,000	1,000	1,000	1,000	22,747

O&M Impacts: This is an ongoing program and any O&M needed as a result of this program is included in SPU's Operating Budget.

Enterprise Information Management

Project No:	MC-SU-C5403	BSL Code:	BC-SU-C510B
Project Type:	Ongoing	BSL Name:	Technology
Project Category:	Improved Facility	Location:	Various
Current Project Stage:	N/A	Council District:	Not Applicable
Start/End Date:	N/A	Neighborhood District:	Not in a Neighborhood District
Total Project Cost:	N/A	Urban Village:	Not in an Urban Village

This ongoing project provides integrated technology solutions in support of the management of SPU's corporate knowledge, including data, information, documents, and web content. Typical improvements may include, but are not limited to, replacement of shared file storage, new online collaboration tools, introduction of workflow, tracking & reporting applications, web content management systems, and an enterprise document management solution. This ongoing project enhances SPU's ability to retrieve, share, distribute and manage corporate information.

Resources	LTD Actuals	2020 Revised	2021	2022	2023	2024	2025	2026	Total
Drainage and Wastewater Rates	376	1,247	1,312	860	860	860	860	860	7,235
Solid Waste Rates	115	135	458	300	300	300	300	300	2,207
Water Rates	425	574	1,281	840	840	840	840	840	6,480
Total:	916	1,956	3,050	2,000	2,000	2,000	2,000	2,000	15,922
Fund Appropriations / Allocations ¹	LTD Actuals	2020 Revised	2021	2022	2023	2024	2025	2026	Total
Drainage and Wastewater Fund	376	1,247	1,312	860	860	860	860	860	7,235
Solid Waste Fund	115	135	458	300	300	300	300	300	2,207
Water Fund	425	574	1,281	840	840	840	840	840	6,480
Total:	916	1,956	3,050	2,000	2,000	2,000	2,000	2,000	15,922

O&M Impacts: This is an ongoing program and any O&M needed as a result of this program is included in SPU's Operating Budget.

IT Infrastructure

Project No:	MC-SU-C5404	BSL Code:	BC-SU-C510B
Project Type:	Ongoing	BSL Name:	Technology
Project Category:	Improved Facility	Location:	N/A
Current Project Stage:	N/A	Council District:	Not Applicable
Start/End Date:	N/A	Neighborhood District:	Not in a Neighborhood District
Total Project Cost:	N/A	Urban Village:	Not in an Urban Village

This ongoing IT asset management project ensures the availability, reliability, and security of SPU's corporate computing infrastructure. The project acquires and maintains SPU-owned and managed servers, local networks, shared storage and backup systems, operating software, and communications infrastructure.

Resources	LTD Actuals	2020 Revised	2021	2022	2023	2024	2025	2026	Total
Drainage and Wastewater Rates	728	763	480	730	730	730	730	730	5,620
Solid Waste Rates	253	284	172	263	263	263	263	263	2,022
Water Rates	1,224	517	498	758	758	758	758	758	6,026
Total:	2,205	1,564	1,150	1,750	1,750	1,750	1,750	1,750	13,668

Fund Appropriations / Allocations ¹	LTD Actuals	2020 Revised	2021	2022	2023	2024	2025	2026	Total
Drainage and Wastewater Fund	728	763	480	730	730	730	730	730	5,620
Solid Waste Fund	253	284	172	263	263	263	263	263	2,022
Water Fund	1,224	517	498	758	758	758	758	758	6,026
Total:	2,205	1,564	1,150	1,750	1,750	1,750	1,750	1,750	13,668

O&M Impacts: This is an ongoing program and any O&M needed as a result of this program is included in SPU's Operating Budget.

Project Delivery & Performance

Project No:	MC-SU-C5405	BSL Code:	BC-SU-C510B
Project Type:	Ongoing	BSL Name:	Technology
Project Category:	Improved Facility	Location:	N/A
Current Project Stage:	N/A	Council District:	Not Applicable
Start/End Date:	N/A	Neighborhood District:	Not in a Neighborhood District
Total Project Cost:	N/A	Urban Village:	Not in an Urban Village

This ongoing project provides technology applications and application upgrades in support of improvements to project delivery and performance. Planned projects include continued development of an Enterprise Project Management System, replacement of the Engineering Support Contract Payments system, and SPU's share of costs for the City's central financial system upgrades. Future projects may include development of new Enterprise Resource Planning systems such as HR provisioning and financial reporting. This project will result in an improved ability to plan and deliver projects on schedule and within budget.

Resources	LTD Actuals	2020 Revised	2021	2022	2023	2024	2025	2026	Total
Drainage and Wastewater Rates	6,335	2,225	801	731	731	731	731	731	13,016
Solid Waste Rates	2,361	660	466	255	255	255	255	255	4,763
Water Rates	6,898	1,860	783	714	714	714	714	714	13,110
Total:	15,594	4,745	2,050	1,700	1,700	1,700	1,700	1,700	30,889
Fund Appropriations / Allocations ¹	LTD Actuals	2020 Revised	2021	2022	2023	2024	2025	2026	Total
Drainage and Wastewater Fund	6,335	2,225	801	731	731	731	731	731	13,016
Solid Waste Fund	2,361	660	466	255	255	255	255	255	4,763
Water Fund	6,898	1,860	783	714	714	714	714	714	13,110
Total:	15,594	4,745	2,050	1,700	1,700	1,700	1,700	1,700	30,889

O&M Impacts: This is an ongoing program and any O&M needed as a result of this program is included in SPU's Operating Budget.

Science & System Performance

Project No:	MC-SU-C5406	BSL Code:	BC-SU-C510B
Project Type:	Ongoing	BSL Name:	Technology
Project Category:	Improved Facility	Location:	N/A
Current Project Stage:	N/A	Council District:	Not Applicable
Start/End Date:	N/A	Neighborhood District:	Not in a Neighborhood District
Total Project Cost:	N/A	Urban Village:	Not in an Urban Village

This ongoing project will provide new and improved technology applications and accompanying data management tools to support the gathering, monitoring, tracking and analysis of science and engineering information. Several planned projects include replacement of obsolete regulatory compliance tracking applications, upgrades to field monitoring equipment, and the integration of SCADA data with other data systems. This project enhances SPU's ability to control water quality and comply with environmental and health regulations.

Resources	LTD Actuals	2020 Revised	2021	2022	2023	2024	2025	2026	Total
Drainage and Wastewater Rates	1,236	400	108	688	688	688	688	688	5,183
Solid Waste Rates	19	-	38	240	240	240	240	240	1,257
Water Rates	1,607	2,591	105	672	672	672	672	672	7,662
Total:	2,862	2,991	250	1,600	1,600	1,600	1,600	1,600	14,102
Fund Appropriations / Allocations ¹	LTD Actuals	2020 Revised	2021	2022	2023	2024	2025	2026	Total
Drainage and Wastewater Fund	1,236	400	108	688	688	688	688	688	5,183
Solid Waste Fund	19	-	38	240	240	240	240	240	1,257
Water Fund	1,607	2,591	105	672	672	672	672	672	7,662
Total:	2,862	2,991	250	1,600	1,600	1,600	1,600	1,600	14,102

O&M Impacts: This is an ongoing program and any O&M needed as a result of this program is included in SPU's Operating Budget.

Asset Information Management

Project No:	MC-SU-C5407	BSL Code:	BC-SU-C510B
Project Type:	Ongoing	BSL Name:	Technology
Project Category:	Improved Facility	Location:	Various
Current Project Stage:	N/A	Council District:	Not Applicable
Start/End Date:	N/A	Neighborhood District:	Not in a Neighborhood District
Total Project Cost:	N/A	Urban Village:	Not in an Urban Village

This ongoing project provides applications, upgrades and data management tools in support of SPU's work and asset management projects. Several new and updated technology solutions designed to enhance the efficiency and effectiveness of drinking water, sewer, drainage, and solid waste operations are planned. Activities within this project aim to further enhance safety and improve responsiveness of SPU's utility operations.

Resources	LTD Actuals	2020 Revised	2021	2022	2023	2024	2025	2026	Total
Drainage and Wastewater Rates	947	1,864	1,140	860	860	860	860	860	8,251
Solid Waste Rates	640	240	398	300	300	300	300	300	2,777
Water Rates	849	1,448	1,113	840	840	840	840	840	7,611
Total:	2,437	3,552	2,650	2,000	2,000	2,000	2,000	2,000	18,639
Fund Appropriations / Allocations ¹	LTD Actuals	2020 Revised	2021	2022	2023	2024	2025	2026	Total
Drainage and Wastewater Fund	947	1,864	1,140	860	860	860	860	860	8,251
Solid Waste Fund	640	240	398	300	300	300	300	300	2,777
Water Fund	849	1,448	1,113	840	840	840	840	840	7,611
Total:	2,437	3,552	2,650	2,000	2,000	2,000	2,000	2,000	18,639

O&M Impacts: This is an ongoing program and any O&M needed as a result of this program is included in SPU's Operating Budget.

Finance and Administrative Services

Section 1 – Overview

The Finance and Administrative Services (FAS) Capital Improvement Program (CIP) is the department's blueprint for planning, replacing, maintaining, remodeling and upgrading FAS-managed facilities and IT infrastructure. These assets are used by City departments, as well as certain nonprofit organizations that serve the public, to deliver critical services to Seattle residents.

FAS' proposed CIP includes appropriations for ongoing capital programs and discrete, one-time capital projects with multiyear durations. Multi-year projects are identified by multiple priorities, including City goals (e.g., greenhouse gas reduction, public safety), code compliance and severity of system deficiencies and importance to tenant department operations. Planned schedules and funding commitments for these types of multi-year projects are typically made every year in conjunction with the annual budget process. The six-year FAS 2021-2026 CIP includes approximately \$119 million in funding for new and existing projects and programs.

Section 2a – Thematic Priorities

FAS is responsible for the operation and maintenance of approximately 3.2 million square feet of building space throughout the city, including municipal courts, police and fire facilities, shops and fleet maintenance facilities, high-rise office space in the civic core, parking garages and some of the City's community-based public service facilities. FAS' capital investments either improve or enhance the operational capacity of these mission-critical facilities and systems. FAS' CIP addresses the following priorities:

- **Asset preservation** – As authorized in Ordinance [121642](#), FAS dedicates annual funding in the CIP to support the replacement of existing building systems, guided by strict policies to ensure those funds are used exclusively to preserve, extend or replace failing and existing components such as roofs, windows, structures, electrical capacity, boilers or other systems at the end of their useful lives.
- **Life and safety issues** – High priority is given to projects intended to ensure continuity of service at facilities that provide emergency or other essential services (e.g., replacing generators near the end of their useful lives at essential facilities, such as police or fire stations). Projects that mitigate potential threats to human life and safety, such as mold and lead abatement and other hazardous conditions in building interiors and structural failures, also receive priority.
- **Federal, state and local requirements** – FAS must consider regulatory requirements in assessing capital needs when replacing existing, failing systems in FAS-managed facilities. One example is the Washington Administrative Code requirement to upgrade fire alarm panels and install fire sprinklers when substantial alterations are made in the course of upgrading or modernizing an existing building. Substantial alterations may also require facility improvements mandated by the Americans with Disabilities Act (ADA), which meet the City's dual goals of compliance with federal requirements and provision of equitable access.
- **Race and Social Justice Initiative (RSJI)** – FAS integrates the City's social equity contracting requirements into all aspects of the execution of CIP projects. Women and minority-owned business (WMBE) vendors, construction contractors and subcontractors may be contracted for design and construction work, furthering the City's goal to promote contracting with WMBE businesses. FAS works within the inclusion plan guidelines published by City Purchasing and Contracting for consultant, contracting and purchasing work. Additionally, Priority Hire, a community workforce agreement (CWA) and apprenticeship rules for construction contracts over \$5 million furthers FAS' compliance with the City's community workforce goals and RSJI targets.

- **Sustainability** – Several City sustainability policies and the Seattle building code guide FAS, as a building owner, to focus on meeting the energy-efficiency requirements of the Seattle Energy Code. Efforts focus on achieving cost-effective measures to reduce energy use and incorporating other sustainability strategies required by regulations. FAS will continue to address new sustainability efforts, such as the “Green Fleet Action Plan” and the “2030 Challenge,” by proposing additional projects to reduce energy use and greenhouse gas emissions.

Section 2b – Aligning Capital Investments with Growth and/or Community Planning

FAS’ 2021-2026 Proposed CIP focuses primarily on preserving existing City assets and infrastructure, and not on implementing modal or master community/area planning efforts. FAS’ commitment to support the operational growth and capacity challenges of our public safety departments is also demonstrated in the CIP investments to build and expand existing public safety facilities. Examples are seen in the replacement of Fire Station 31 and the replacement of the Fire Station 5 dock. The FAS CIP Asset Preservation programs span across city districts to preserve the real property assets on FAS properties within the communities we serve.

Section 3 – Project Selection Criteria

Projects to be considered for inclusion in the FAS CIP fit the priority themes above and adhere to the capital and asset preservation policies adopted in Resolution [31203](#). They typically fall into two categories: projects that improve or enhance operational effectiveness or projects that preserve the City’s capital assets. FAS solicits requests from its tenant departments for facilities-related projects that create or enhance operational effectiveness, vets them for timeliness and appropriateness and evaluates each request on its own merit. FAS also seeks Executive direction regarding projects that increase departments’ operational capacity and other areas of opportunity to consider when planning the City’s CIP priorities.

Asset preservation work is planned on a six-year cycle and evaluated for specific project development and execution. Department staff uses a custom database known as the Unifier Asset Management and Preservation System (Unifier), to maintain building-specific facilities condition indices and known building deficiencies in the more than 100 FAS-managed buildings.

Every year FAS revises the list of facility asset preservation projects that need to be addressed. This list is compiled from annually updated asset management data generated by building condition assessments, energy audits, performance metrics and other capital planning studies. Unifier allows FAS’ various operational work units to collaborate in the scheduling and tracking of preventative maintenance activities. The system organizes tasks such as work-order management, facility maintenance, lease management and maintenance of property information. Elements that extend the useful life of improvements, increase tenant comfort and reduce utility bills are integrated into existing projects where feasible.

Section 4 – 2021-2026 CIP Highlights:

FAS’ 2021-2026 Proposed CIP includes reductions in REET funding to endorsed ongoing programs and funding adjustments over six years, focusing on asset preservation of FAS properties and infrastructure, space consolidations supporting a key mayoral initiative, and improvements to public safety facilities. Below are specific programs and discrete capital projects with funding adjustments:

- **Fire Station 5 Dock Replacement** – FAS’ top priority in the 2021 – 2026 CIP is its Asset Preservation Schedule 2, Fire Station 5 Dock Replacement project. The existing dock is at the end of its useful life. Temporary repairs in 2018 extended existing dock life by 3-5 years, as documented in consultant surveys. The project is being coordinated with its neighboring dock, Washington State Ferries in 2020. Delaying this project poses a 4.5-year delay in the replacement and operational impacts to SFD and therefore would present a public safety risk in the event of a major maintenance situation or failure. The specific impacts include no longer being able to moor and maintain fire boats at the current location, potentially slower response times to marine distress calls, loss of a medical evacuation point for on-water incidents, and costly temporary relocation and operating costs.
- **FAS SMT Tenant Improvement** – This project represents a pilot project looking at the feasibility of a 25% reduction in office space used, by looking at the current FAS usage in SMT. If this project is successful and can be rolled out citywide this would help consolidate approximately 19,000 square feet of outside leases into the SMT. .
- **SMT Elevator Rehab** – This CIP budget cycle proposes bond funding to commence a \$30 million, multi-year design and phased construction project for the modernization of the elevators in the Seattle Municipal Tower (SMT). The SMT is approximately 30 years old, is 62 stories tall, and contains approximately 840,000 square feet. The tower’s vertical transport system consists of 32 elevators and 4 escalators. Similar to much of the infrastructure and building systems in the aging SMT, portions of this transport system are reaching the end of their useful life expectancy based on historical industry standards and detailed evaluations by elevator specialists. Design work for this project was funded as part of the 2020-2025 CIP and at that time a financial planning estimate was included for construction costs. As this project will reach 30% design by the end of 2020 this estimate has now been updated to show more accurate construction costs.
- **Fire Station 31 Replacement** – This project provides funding for the acquisition, design and construction of a new Fire Station 31 to replace the existing facility and the demolition of the existing Fire Station 31. This budget cycle proposes an adjusted spend plan to reflect current conditions but does not change the total project cost.

Section 5 – CIP Revenue Sources

The 2021-2026 Proposed CIP is supported by funding sources including Limited Tax General Obligation (LTGO) bonds, REET I and space rent charges by FAS to City departments. An example of the use of LTGO bond funding is the use of this source toward the proposed SMT Elevator Rehab Project. The related debt service is planned to be funded from the space rents charged by FAS to City departments. Endorsed REET I funds are being reduced during this budget cycle with the remainder focusing on the Asset Preservation Schedule 2, Fire Station 5 Dock Replacement project.

Section 6 – Summary of Upcoming Budget Issues and Challenges

FAS’ most pressing CIP budget issues continue to involve the age and condition of many City-owned buildings and responding to federal, state and local code requirements and City sustainability goals, among other challenges. Below are specific programs and projects related to FAS budget challenges that were further impacted by the requested reductions of endorsed and proposed REET expenditures:

- **Asset preservation** – The FAS Asset Preservation Program, created by Ordinance [121642](#), dedicates funds derived from space rent to replace building systems in 100 City buildings inside and outside of the downtown core. The Asset Preservation (AP) Program has historically been funded at a level of \$4 million annually from space rent charges. This funding level is short of the annual funding level of

\$12 million that FAS' current models suggest to adequately address deficiencies and deferred major maintenance work, estimated at more than \$100 million. Though, REET I funding was increased in 2019, a combination of COVID-19 pandemic impacts and an immediate need at Fire Station 5, have reduced endorsed funding during this budget cycle in AP Schedule I. REET reduction impacts will be absorbed by reprioritization and by deferring the construction start of the City Hall Plaza Restoration project to 2023 or later. Ongoing maintenance issues have revealed chronic waterproofing failures, though deemed to not be detrimental to the building structure. AP Schedule 2 projects including at Charles Street, Airport Way and Haller Lake Maintenance are being deferred.

- **Accessible facilities** – FAS-managed facilities are occupied by City departments providing programs and services to the public. The endorsed funding of the ADA program was reduced across multiple years of the CIP. This reduction delays FAS' ability to remove public-facing barriers and slows positive momentum in improving accessibility to City services mainly in Schedule 2 facilities. These facilities include police stations, fire stations and neighborhood service centers. FAS will have removed approximately 500 of the 4,000 barriers (15%) at the end of 2020, mostly in City Hall, Justice Center, and SMT.
- **Green Fleet Infrastructure** – The full implementation of the Green Fleet Action Plan that sets out to provide electric vehicle charging capacity for the City's fleet, including at designated hubs for larger vehicles, is also being deferred due to REET reductions. Special coordination between CBO and FAS will be required for this program once it recommences since vehicle charging strategies are closely aligned with Fleet Management's vehicle replacement program.
- **Animal Shelter Improvements** – The Seattle Animal Shelter continues to require substantial improvements to its infrastructure and operational shortcomings. Planned improvements being deferred due to the REET reductions include several equipment replacements, space and yard use improvements at these facilities.
- **Other Programs / Projects** – FAS is deferring several projects that require REET funding that were intended to support the carbon neutral and electrification goals, including a solar-ready installation at Fire Station 5, an LED lighting replacement project in City Hall and a decarbonization tool-kit for all FAS properties. FAS is also deferring the commencement of a seismic program that would identify and mitigate structural shortcomings in existing properties to protect people, assets, and assure continuity of operations.

Section 7 – Future Projects/What Is on the Horizon

City facilities must be accessible, reliable, well maintained and responsive to the needs of operating departments to ensure public safety and the delivery of critical services to customers. However, FAS faces a continued challenge in adequately funding asset preservation and major maintenance requirements at the City's aging facilities, including the 30-year old Seattle Municipal Tower, Seattle Fire Department (SFD) Headquarters and FAS' shops and yards.

In 2019, FAS highlighted one such issue related to planning for public safety facilities, especially in the face of population growth and new economic development in Seattle. It remains a challenge to determine the relative priority of asset preservation work on existing public safety facilities (such as at the aging SFD Headquarters facility) compared to possible new real property and public safety facility investments, such as acquiring or developing a South Lake Union fire station. These capital and real property investments will continue to emerge as FAS supports the operational growth and capacity of our public safety facilities.

Finance and Administrative Services

Lastly, there are numerous mayoral initiatives, from decarbonization and sustainability-driven projects, to electrification of vehicles and ongoing support of homeless strategies that will be addressed as funding becomes available.

ADA Improvements - Citywide			
Project No:	MC-FA-ADAIMPCTY	BSL Code:	BC-FA-GOVTFAC
Project Type:	Discrete	BSL Name:	General Government Facilities - General
Project Category:	Improved Facility	Location:	Multiple City facilities
Current Project Stage:	Stage 3 - Design	Council District:	Multiple
Start/End Date:	2012 - 2022	Neighborhood District:	Multiple
Total Project Cost:	\$1,335	Urban Village:	Multiple

ADA Improvements Citywide Project provides FAS technical assistance, consultant engagement and City policy work. Policy guidance from FAS will provide the necessary support to the departments prioritization and implementation of ADA improvements as identified in the Citywide Transition Plan.

Resources	LTD Actuals	2020 Revised	2021	2022	2023	2024	2025	2026	Total
Real Estate Excise Tax I	835	500	-	-	-	-	-	-	1,335
Total:	835	500	-	-	-	-	-	-	1,335
Fund Appropriations / Allocations¹	LTD Actuals	2020 Revised	2021	2022	2023	2024	2025	2026	Total
REET I Capital Fund	835	500	-	-	-	-	-	-	1,335
Total:	835	500	-	-	-	-	-	-	1,335

O&M Impacts: N/A

ADA Improvements - FAS

Project No:	MC-FA-ADAIMPFAS	BSL Code:	BC-FA-ADAIMPR
Project Type:	Ongoing	BSL Name:	ADA Improvements
Project Category:	Improved Facility	Location:	FAS facilities
Current Project Stage:	N/A	Council District:	Multiple
Start/End Date:	N/A	Neighborhood District:	Multiple
Total Project Cost:	N/A	Urban Village:	Multiple

This project is the FAS American with Disabilities Act (ADA) ongoing program that will address specific ADA improvements and upgrades at various FAS-owned and operated facilities. Past work has included reconfiguration of restrooms, meeting rooms and other spaces, reconfiguration of facility amenities such as drinking fountains and various public access routes to sites, buildings and public spaces. Future funding allows FAS to implement its long-term strategy that resolves the most critical public-facing ADA deficiencies first and maximizes accessibility to the greatest extent possible.

Resources	LTD Actuals	2020 Revised	2021	2022	2023	2024	2025	2026	Total
Real Estate Excise Tax I	2,291	1,577	1,000	400	900	1,445	944	2,000	10,557
Total:	2,291	1,577	1,000	400	900	1,445	944	2,000	10,557

Fund Appropriations / Allocations¹	LTD Actuals	2020 Revised	2021	2022	2023	2024	2025	2026	Total
REET I Capital Fund	2,291	1,577	1,000	400	900	1,445	944	2,000	10,557
Total:	2,291	1,577	1,000	400	900	1,445	944	2,000	10,557

O&M Impacts: N/A

Asset Preservation - Schedule 1 Facilities

Project No:	MC-FA-APSCH1FAC	BSL Code:	BC-FA-APSCH1FAC
Project Type:	Ongoing	BSL Name:	Asset Preservation - Schedule 1 Facilities
Project Category:	Rehabilitation or Restoration	Location:	Multiple City facilities
Current Project Stage:	N/A	Council District:	Council District 7
Start/End Date:	N/A	Neighborhood District:	Downtown
Total Project Cost:	N/A	Urban Village:	Downtown

This ongoing program provides for long term preservation and major maintenance to the FAS schedule 1 facilities. Schedule 1 facilities are comprised of existing and future office buildings located in downtown Seattle, including but not limited to City Hall, the Seattle Municipal Tower and the Justice Center. Typical improvements may include, but are not limited to, energy efficiency enhancements through equipment replacement, upgrades/repairs to heating/ventilation/air conditioning systems, upgrades/repairs to electrical systems, upgrades/repairs to fire suppression systems, roof repairs or replacement, and structural assessments and repairs. This work ensures the long-term preservation of the operational use of the facilities.

Resources	LTD Actuals	2020 Revised	2021	2022	2023	2024	2025	2026	Total
Department Space Allocation Charges	11,005	5,695	2,152	2,152	2,152	2,152	2,152	2,152	29,612
Real Estate Excise Tax I	2,799	3,941	-	-	1,750	750	2,000	2,988	14,228
Total:	13,804	9,636	2,152	2,152	3,902	2,902	4,152	5,140	43,840
Fund Appropriations / Allocations¹	LTD Actuals	2020 Revised	2021	2022	2023	2024	2025	2026	Total
Facility Asset Preservation Fund	11,005	5,695	2,152	2,152	2,152	2,152	2,152	2,152	29,612
REET I Capital Fund	2,799	3,941	-	-	1,750	750	2,000	2,988	14,228
Total:	13,804	9,636	2,152	2,152	3,902	2,902	4,152	5,140	43,840

O&M Impacts: N/A

¹Funds are appropriated through the Adopted Budget at the Budget Summary Level. All Amounts shown above are in thousands of dollars

Asset Preservation - Schedule 2 Facilities

Project No:	MC-FA-APSCH2FAC	BSL Code:	BC-FA-APSCH2FAC
Project Type:	Ongoing	BSL Name:	Asset Preservation - Schedule 2 Facilities
Project Category:	Rehabilitation or Restoration	Location:	Multiple City facilities
Current Project Stage:	N/A	Council District:	Multiple
Start/End Date:	N/A	Neighborhood District:	Multiple
Total Project Cost:	N/A	Urban Village:	Multiple

This ongoing program provides for long term preservation and major maintenance to the FAS schedule 2 facilities. Schedule 2 facilities are comprised of existing and future structures, shops and yards located throughout Seattle, including but not limited to City vehicle maintenance facilities at Haller Lake and Charles Street, FAS shops located at Airport Way S., fire stations, police precincts including the animal shelter, and other FAS managed facilities used for City Services. Typical improvements may include, but are not limited to, energy efficiency enhancements through equipment replacement, upgrades/repairs to heating/ventilation/air conditioning systems, upgrades/repairs to electrical systems, upgrades/repairs to fire suppression systems, roof repairs or replacement, and structural assessments and repairs. This work ensures the long-term preservation of the operational use of the facilities.

Resources	LTD Actuals	2020 Revised	2021	2022	2023	2024	2025	2026	Total
Department Space Allocation Charges	9,797	3,345	1,848	1,848	1,848	1,848	1,848	1,848	24,230
Real Estate Excise Tax I	109	5,046	1,545	-	2,250	1,250	2,000	2,152	14,352
Total:	9,906	8,391	3,393	1,848	4,098	3,098	3,848	4,000	38,582
Fund Appropriations / Allocations¹	LTD Actuals	2020 Revised	2021	2022	2023	2024	2025	2026	Total
Facility Asset Preservation Fund	9,797	3,345	1,848	1,848	1,848	1,848	1,848	1,848	24,230
REET I Capital Fund	109	5,046	1,545	-	2,250	1,250	2,000	2,152	14,352
Total:	9,906	8,391	3,393	1,848	4,098	3,098	3,848	4,000	38,582

O&M Impacts: N/A

¹Funds are appropriated through the Adopted Budget at the Budget Summary Level. All Amounts shown above are in thousands of dollars

Benaroya Hall Transforming Soundbridge

Project No:	MC-FA-BENSNDBDG	BSL Code:	BC-FA-GOVTFAC
Project Type:	Discrete	BSL Name:	General Government Facilities - General
Project Category:	Improved Facility	Location:	1301 3rd Ave.
Current Project Stage:	Stage 2 - Initiation, Project Definition, & Planning	Council District:	Council District 7
Start/End Date:	2017 - 2019	Neighborhood District:	Downtown
Total Project Cost:	\$1,500	Urban Village:	Downtown

This project provides City resources to fund a portion of the Benaroya Hall capital project to transform the Soundbridge learning space into OCTAVE 9. OCTAVE 9 is envisioned as a performance and learning environment that uses the latest audio-visual technology to allow viewers to see performances on-line. Full construction work includes, but is not limited to, demolition, complete construction of the interior finishes, including electrical, cabling, HVAC and renovations of the restrooms.

Resources	LTD Actuals	2020 Revised	2021	2022	2023	2024	2025	2026	Total
Real Estate Excise Tax I	1,500	-	-	-	-	-	-	-	1,500
Total:	1,500	-	-	-	-	-	-	-	1,500
Fund Appropriations / Allocations ¹	LTD Actuals	2020 Revised	2021	2022	2023	2024	2025	2026	Total
REET I Capital Fund	1,500	-	-	-	-	-	-	-	1,500
Total:	1,500	-	-	-	-	-	-	-	1,500

O&M Impacts: N/A

¹Funds are appropriated through the Adopted Budget at the Budget Summary Level. All Amounts shown above are in thousands of dollars

City Facilities Project Delivery Services

Project No:	MC-FA-CTYPDS	BSL Code:	BC-FA-FASPD
Project Type:	Ongoing	BSL Name:	FAS Project Delivery Services
Project Category:	Improved Facility	Location:	Multiple
Current Project Stage:	N/A	Council District:	Multiple
Start/End Date:	N/A	Neighborhood District:	Multiple
Total Project Cost:	N/A	Urban Village:	Multiple

This ongoing program provides pass-through budget authority for FAS to provide design and construction management services, as requested by City departments, at facilities that are neither managed nor leased by FAS. Typical work may include, but is not limited to, the following services: predesign, programming, master planning, conceptual planning, architectural and engineering design and construction administration. FAS proposes to use the second and fourth quarterly supplemental budget process to "right size" the pass-through budget authority for this project. This approach allows FAS to meet the present needs of departments that have funding for their projects and is consistent with year-end accounting and budgetary requirements.

Resources	LTD Actuals	2020 Revised	2021	2022	2023	2024	2025	2026	Total
Interdepartmental Transfer	5,331	2,669	-	-	-	-	-	-	8,000
Total:	5,331	2,669	-	-	-	-	-	-	8,000
Fund Appropriations / Allocations ¹	LTD Actuals	2020 Revised	2021	2022	2023	2024	2025	2026	Total
Finance and Administrative Services Fund	5,331	2,669	-	-	-	-	-	-	8,000
Total:	5,331	2,669	-	-	-	-	-	-	8,000

O&M Impacts: N/A

City Hall and Seattle Municipal Tower Tenant Improvements

Project No:	MC-FA-CTYHLTIMP	BSL Code:	BC-FA-GOVTFAC
Project Type:	Ongoing	BSL Name:	General Government Facilities - General
Project Category:	Improved Facility	Location:	Multiple City Facilities
Current Project Stage:	N/A	Council District:	Council District 7
Start/End Date:	N/A	Neighborhood District:	Downtown
Total Project Cost:	N/A	Urban Village:	Downtown

This project provides predesign, design, and construction services for developing or reconfiguring space and other adjacent functions in the Downtown Civic Campus. Work may include, but is not limited to, working with project sponsors to catalog space and equipment needs, energy efficiency improvements, developing planning options, developing project cost estimates, and construction. Work may also include analysis of how vacated space in other facilities might be utilized for other city uses.

Resources	LTD Actuals	2020 Revised	2021	2022	2023	2024	2025	2026	Total
Property Sales and Interest Earnings	299	-	-	-	-	-	-	-	299
Real Estate Excise Tax I	6,380	4,341	-	-	-	-	-	-	10,721
Street Vacations - CRSU	-	250	-	-	-	-	-	-	250
Total:	6,679	4,591	-	-	-	-	-	-	11,270

Fund Appropriations / Allocations ¹	LTD Actuals	2020 Revised	2021	2022	2023	2024	2025	2026	Total
REET I Capital Fund	6,380	4,341	-	-	-	-	-	-	10,721
Unrestricted Cumulative Reserve Fund	299	250	-	-	-	-	-	-	549
Total:	6,679	4,591	-	-	-	-	-	-	11,270

O&M Impacts: N/A

Civic Square

Project No:	MC-FA-GFCIVSQ	BSL Code:	BC-FA-GOVTFAC
Project Type:	Discrete	BSL Name:	General Government Facilities - General
Project Category:	New Facility	Location:	600 3rd AVE
Current Project Stage:	Stage 2 - Initiation, Project Definition, & Planning	Council District:	Council District 7
Start/End Date:	2009 - 2019	Neighborhood District:	Downtown
Total Project Cost:	\$1,242	Urban Village:	Downtown

This project provides for the City's project management and consultant costs associated with the City's involvement in the redevelopment of the former Public Safety Building site between James and Cherry Streets and Third and Fourth Avenues, the final project completing the Civic Center Master Plan

Resources	LTD Actuals	2020 Revised	2021	2022	2023	2024	2025	2026	Total
Interdepartmental Transfer	613	629	-	-	-	-	-	-	1,242
Total:	613	629	-	-	-	-	-	-	1,242

Fund Appropriations / Allocations ¹	LTD Actuals	2020 Revised	2021	2022	2023	2024	2025	2026	Total
Bond Fund	613	629	-	-	-	-	-	-	1,242
Total:	613	629	-	-	-	-	-	-	1,242

O&M Impacts: N/A

Customer Requested Tenant Improvement Program			
Project No:	MC-FA-CREQTIMP	BSL Code:	BC-FA-GOVTFAC
Project Type:	Ongoing	BSL Name:	General Government Facilities - General
Project Category:	Improved Facility	Location:	Multiple City Facilities
Current Project Stage:	N/A	Council District:	Multiple
Start/End Date:	N/A	Neighborhood District:	Multiple
Total Project Cost:	N/A	Urban Village:	Multiple

This ongoing project provides for pass-through budget authority for FAS to perform all customer department tenant improvement work as requested by city departments. Typical work may include, but is not limited to, project management services of all phases of a capital facility project including, predesign, programming, master planning, conceptual planning, architectural and engineering design, bid, permitting and construction administration.

Resources	LTD Actuals	2020 Revised	2021	2022	2023	2024	2025	2026	Total
FAS Fund Balance	52,595	-	-	-	-	-	-	-	52,595
Interdepartmental Transfer	22,733	2,757	-	-	-	-	-	-	25,489
Total:	75,327	2,757	-	-	-	-	-	-	78,084
Fund Appropriations / Allocations¹	LTD Actuals	2020 Revised	2021	2022	2023	2024	2025	2026	Total
Finance and Administrative Services Fund	75,327	2,757	-	-	-	-	-	-	78,084
Total:	75,327	2,757	-	-	-	-	-	-	78,084

O&M Impacts: N/A

Customer Requested Tenant Improvement Program			
Project No:	MC-FA-FASPD	BSL Code:	BC-FA-FASPD
Project Type:	Ongoing	BSL Name:	FAS Project Delivery Services
Project Category:	Improved Facility	Location:	Multiple
Current Project Stage:	N/A	Council District:	Multiple
Start/End Date:	N/A	Neighborhood District:	Multiple
Total Project Cost:	N/A	Urban Village:	Multiple

This ongoing program provides pass-through budget authority for FAS to provide tenant improvement work, as requested by City departments, at facilities that are managed or leased by FAS. Typical improvements may include, but are not limited to tenant space remodels, security system upgrades and equipment replacement. Other project types include architectural and engineering services including conceptual planning, design alternative development and preliminary cost estimating. Typical preliminary design and engineering work includes, but is not limited to, pre-design and analysis of project alternatives, cost estimates, test to fit studies, preliminary schedule development, engineering studies and code compliance, site development planning and conceptual design and financial analysis of capital improvements options in conjunction with FAS and CIP priorities, programs and initiatives.

Resources	LTD Actuals	2020 Revised	2021	2022	2023	2024	2025	2026	Total
Interdepartmental Transfer	12,912	6,088	3,500	3,500	3,500	3,500	3,500	3,500	40,000
Total:	12,912	6,088	3,500	3,500	3,500	3,500	3,500	3,500	40,000
Fund Appropriations / Allocations¹	LTD Actuals	2020 Revised	2021	2022	2023	2024	2025	2026	Total
Finance and Administrative Services Fund	12,912	6,088	3,500	3,500	3,500	3,500	3,500	3,500	40,000
Total:	12,912	6,088	3,500	3,500	3,500	3,500	3,500	3,500	40,000

O&M Impacts: N/A

Drive Clean Seattle Fleet Electric Vehicle Infrastructure

Project No:	MC-FA-DRVCLNFLT	BSL Code:	BC-FA-GOVTFAC
Project Type:	Discrete	BSL Name:	General Government Facilities - General
Project Category:	Improved Facility	Location:	Multiple
Current Project Stage:	Stage 3 - Design	Council District:	Multiple
Start/End Date:	2016 - 2020	Neighborhood District:	Multiple
Total Project Cost:	\$7,970	Urban Village:	Multiple

This project funds FAS's capital work efforts towards meeting the Drive Clean Seattle (DCS) initiative, a comprehensive transportation electrification strategy to transition Seattle's transportation sector from reliance on fossil fuels to the maximal use of clean, carbon-neutral electricity. Work will include but is not limited to, the design, permitting, and construction of 150 electric vehicle charging stations in the Seattle Municipal Tower to provide capacity for the conversion of City fleet to electric vehicles. Future work may include the installation of charging stations at additional sites.

Resources	LTD Actuals	2020 Revised	2021	2022	2023	2024	2025	2026	Total
Miscellaneous Grants or Donations	-	118	-	-	-	-	-	-	118
Real Estate Excise Tax I	2,658	5,194	-	-	-	-	-	-	7,852
Total:	2,658	5,312	-	-	-	-	-	-	7,970
Fund Appropriations / Allocations ¹	LTD Actuals	2020 Revised	2021	2022	2023	2024	2025	2026	Total
Finance and Administrative Services Fund	-	118	-	-	-	-	-	-	118
REET I Capital Fund	2,658	5,194	-	-	-	-	-	-	7,852
Total:	2,658	5,312	-	-	-	-	-	-	7,970

O&M Impacts: FAS expects a temporary O&M cost increase for increased power usage as EV charging stations are utilized. FAS will develop a method for recovering costs from departments. Costs to departments will be offset by fuel savings.

¹Funds are appropriated through the Adopted Budget at the Budget Summary Level. All Amounts shown above are in thousands of dollars

Electronic Records Management System

Project No:	MC-FA-EMALARCH	BSL Code:	BC-FA-A11T
Project Type:	Discrete	BSL Name:	Information Technology
Project Category:	New Investment	Location:	700 5th AVE
Current Project Stage:	Stage 5 - Execution (IT Only)	Council District:	Multiple
Start/End Date:	2014 - 2018	Neighborhood District:	Multiple
Total Project Cost:	\$2,786	Urban Village:	Multiple

This project is a multi-year initiative to address a citywide need for an electronic records management system that will manage the retention of electronic records in all formats, provide efficient search and delivery tools for responding to business needs, public records requests and other legal matters, and allow direct online access to records of wide public interest. The project will begin with the replacement of the City's current email archiving system and be followed by additional phases expanding electronic records management capabilities.

Resources	LTD Actuals	2020 Revised	2021	2022	2023	2024	2025	2026	Total
LTGO Bond Proceeds	2,770	16	-	-	-	-	-	-	2,786
Total:	2,770	16	-	-	-	-	-	-	2,786
Fund Appropriations / Allocations¹	LTD Actuals	2020 Revised	2021	2022	2023	2024	2025	2026	Total
2014 Multipurpose LTGO Bond Fund	1,286	-	-	-	-	-	-	-	1,286
2015 Multipurpose LTGO Bond Fund	1,484	16	-	-	-	-	-	-	1,500
Total:	2,770	16	-	-	-	-	-	-	2,786

O&M Impacts: N/A

¹Funds are appropriated through the Adopted Budget at the Budget Summary Level. All Amounts shown above are in thousands of dollars

Energy Efficiency for Municipal Buildings

Project No:	MC-FA-ENEFFMBLD	BSL Code:	BC-FA-EXTPROJ
Project Type:	Ongoing	BSL Name:	FAS Oversight-External Projects
Project Category:	Improved Facility	Location:	Multiple City facilities
Current Project Stage:	N/A	Council District:	Multiple
Start/End Date:	N/A	Neighborhood District:	Multiple
Total Project Cost:	N/A	Urban Village:	Multiple

This project funds energy efficiency work across City facilities, managed by the Office of Sustainability and Environment (OSE), in support the City's goal to achieve a 20% reduction in building energy use by the year 2020. OSE will implement a package of energy efficiency projects, as well as continue a suite of O&M improvements, program management, measurement and tracking, and building assessments. The energy efficiency upgrades are expected to generate utility rebates paid by Seattle City Light and Puget Sound Energy, to be deposited into the General Subfund and shown here as future General Subfund revenue. Work may include but is not limited to, building tune-ups, facility improvements, building energy upgrades, and energy efficiency measures.

Resources	LTD Actuals	2020 Revised	2021	2022	2023	2024	2025	2026	Total
General Fund	432	294	-	-	-	-	-	-	726
Property Sales and Interest Earnings	12	338	-	-	-	-	-	-	350
Real Estate Excise Tax I	5,767	2,691	2,500	2,500	1,500	1,500	-	-	16,458
Use of Fund Balance	57	(57)	-	-	-	-	-	-	-
Total:	6,269	3,266	2,500	2,500	1,500	1,500	-	-	17,534
Fund Appropriations / Allocations¹	LTD Actuals	2020 Revised	2021	2022	2023	2024	2025	2026	Total
General Fund	432	294	-	-	-	-	-	-	726
REET I Capital Fund	5,767	2,691	2,500	2,500	1,500	1,500	-	-	16,458
Unrestricted Cumulative Reserve Fund	69	281	-	-	-	-	-	-	350
Total:	6,269	3,266	2,500	2,500	1,500	1,500	-	-	17,534

O&M Impacts: N/A

¹Funds are appropriated through the Adopted Budget at the Budget Summary Level. All Amounts shown above are in thousands of dollars

Facility Projects Planning

Project No:	MC-FA-FACPRJPLN	BSL Code:	BC-FA-PRELIMENG
Project Type:	Ongoing	BSL Name:	Preliminary Engineering
Project Category:	Improved Facility	Location:	Multiple
Current Project Stage:	N/A	Council District:	Multiple
Start/End Date:	N/A	Neighborhood District:	Multiple
Total Project Cost:	N/A	Urban Village:	Multiple

This on-going project funds architectural and engineering services including conceptual planning, design alternative development, and preliminary cost estimating for FAS capital projects and emergent Executive capital initiatives. Typical preliminary design and engineering work includes, but is not limited to, pre-design and analysis of project alternatives, cost estimates, test to fit studies, preliminary schedule development, engineering studies and code compliance, site development planning and conceptual design and financial analysis of capital improvements options in conjunction with FAS and CIP priorities, programs, and initiatives.

Resources	LTD Actuals	2020 Revised	2021	2022	2023	2024	2025	2026	Total
Real Estate Excise Tax I	692	658	-	-	-	-	-	-	1,350
Total:	692	658	-	-	-	-	-	-	1,350

Fund Appropriations / Allocations ¹	LTD Actuals	2020 Revised	2021	2022	2023	2024	2025	2026	Total
REET I Capital Fund	692	658	-	-	-	-	-	-	1,350
Total:	692	658	-	-	-	-	-	-	1,350

O&M Impacts: N/A

FAS Information Technology System Initiatives

Project No:	MC-FA-ITSYSINIT	BSL Code:	BC-FA-A1IT
Project Type:	Ongoing	BSL Name:	Information Technology
Project Category:	New Investment	Location:	700 5th AVE
Current Project Stage:	N/A	Council District:	Multiple
Start/End Date:	N/A	Neighborhood District:	Multiple
Total Project Cost:	N/A	Urban Village:	Multiple

This project provides funding for FAS to implement information technology (IT) proposals, to replace existing FAS IT systems that are at the end of their useful lives, accommodate new programmatic and operational needs, and allow the department to function efficiently. FAS coordinates development and implementation of these proposals with the Seattle Information Technology Department. Specific projects include replacing FAS' department-wide budget system, developing a new risk management information system, and assessing and replacing FAS' Capital Projects Information Management System.

Resources	LTD Actuals	2020 Revised	2021	2022	2023	2024	2025	2026	Total
Interdepartmental Transfer	-	-	500	-	-	-	-	-	500
LTGO Bond Proceeds	102	2,701	-	-	-	-	-	-	2,803
Total:	102	2,701	500	-	-	-	-	-	3,303
Fund Appropriations / Allocations ¹	LTD Actuals	2020 Revised	2021	2022	2023	2024	2025	2026	Total
2019 Multipurpose LTGO Bond Fund	102	1,231	-	-	-	-	-	-	1,333
2020 Multipurpose LTGO Bond Fund	-	1,470	-	-	-	-	-	-	1,470
Finance and Administrative Services Fund	-	-	500	-	-	-	-	-	500
Total:	102	2,701	500	-	-	-	-	-	3,303

O&M Impacts: N/A

FAS Shelter Facilities

Project No:	MC-FA-SHELTRFAC	BSL Code:	BC-FA-GOVTFAC
Project Type:	Discrete	BSL Name:	General Government Facilities - General
Project Category:	Improved Facility	Location:	800 Aloha St
Current Project Stage:	Stage 5 - Construction	Council District:	Council District 5, Multiple
Start/End Date:	2018 - 2019	Neighborhood District:	Downtown
Total Project Cost:	\$1,000	Urban Village:	Downtown

This project addresses the sheltering needs of the unsheltered homeless in Seattle by developing sheltering facilities and authorized encampments in support of the City’s Bridge Housing Investment Strategy to increase the supply of interim or “bridge” shelter and housing for people currently living unsheltered. The project supports costs related to acquiring or leasing property, as well as to design and construction of new facilities and improvements to existing facilities and properties.

Resources	LTD Actuals	2020 Revised	2021	2022	2023	2024	2025	2026	Total
Real Estate Excise Tax II	999	1	-	-	-	-	-	-	1,000
Total:	999	1	-	-	-	-	-	-	1,000
Fund Appropriations / Allocations¹	LTD Actuals	2020 Revised	2021	2022	2023	2024	2025	2026	Total
REET II Capital Fund	999	1	-	-	-	-	-	-	1,000
Total:	999	1	-	-	-	-	-	-	1,000

O&M Impacts: N/A

Fire Facilities South Lake Union

Project No:	MC-FA-PSFSSLU	BSL Code:	BC-FA-PSFACFIRE
Project Type:	Discrete	BSL Name:	Public Safety Facilities Fire
Project Category:	New Facility	Location:	TBD
Current Project Stage:	Stage 1 - Pre-Project Development	Council District:	Multiple
Start/End Date:	2017 - 2019	Neighborhood District:	Lake Union
Total Project Cost:	\$300	Urban Village:	Multiple

This project provides for site evaluation and acquisition (and potential future design and construction) for a new Marine Emergency Response facility for a freshwater and land-based fire apparatus in the vicinity of the South Lake Union and Denny Triangle neighborhoods. Due to recent population growth in these neighborhoods, there is an ever-increasing need to site a new facility. Initial funding supports the City's site evaluation work and/or design and pre-planning costs. The total cost of developing the facility has not yet been determined.

Resources	LTD Actuals	2020 Revised	2021	2022	2023	2024	2025	2026	Total
Real Estate Excise Tax I	112	188	-	-	-	-	-	-	300
Total:	112	188	-	-	-	-	-	-	300

Fund Appropriations / Allocations¹	LTD Actuals	2020 Revised	2021	2022	2023	2024	2025	2026	Total
REET I Capital Fund	112	188	-	-	-	-	-	-	300
Total:	112	188	-	-	-	-	-	-	300

O&M Impacts: N/A

Fire Station 31 Replacement

Project No:	MC-FA-FS31	BSL Code:	BC-FA-PSFACFIRE
Project Type:	Discrete	BSL Name:	Public Safety Facilities Fire
Project Category:	New Facility	Location:	11320 Meridian Ave. N
Current Project Stage:	Stage 1 - Pre-Project Development	Council District:	Council District 5
Start/End Date:	2020 - 2026	Neighborhood District:	
Total Project Cost Range:	35,000 - 56,000	Urban Village:	Aurora Licton Springs

This project provides funding for acquisition, design and construction of a new Fire Station 31 to replace the existing facility and the demolition of the existing Fire Station 31. The 2020 appropriations are supported with an Interfund Loan. The Interfund Loan will be paid back with 2021 LTGO Bond Proceeds (\$8.09m).

Resources	LTD Actuals	2020 Revised	2021	2022	2023	2024	2025	2026	Total
LTGO Bond Proceeds	-	8,083	3,200	-	-	-	-	-	11,283
Total:	-	8,083	3,200	-	-	-	-	-	11,283
Fund Appropriations / Allocations¹	LTD Actuals	2020 Revised	2021	2022	2023	2024	2025	2026	Total
2021 Multipurpose LTGO Bond Fund	-	8,083	3,200	-	-	-	-	-	11,283
Total:	-	8,083	3,200	-	-	-	-	-	11,283
Unsecured Funding:	LTD Actuals	2020 Revised	2021	2022	2023	2024	2025	2026	Total
To Be Determined	-	-	-	3,500	17,000	10,000	1,000	-	31,500
Total:	-	-	-	3,500	17,000	10,000	1,000	-	31,500

Financial Planning Strategy: The estimated cost to reach 100% design, including land acquisition and demolition of the old structure is \$11.3m. Once the project reaches the 30% design milestone it will be baselined and FAS will establish a total project cost. The financial planning estimate above is based on the midpoint of the Total Project Cost range. The expenditures per year are based on typical design, bidding and construction durations of similar projects. The current financial strategy is to finance acquisition, design, and construction with REET backed LTGO bonds.

O&M Impacts: O&M impacts will be evaluated as the project advances through the design process.

Fire Station 31 Temporary Station

Project No:	MC-FA-FS31IMP	BSL Code:	BC-FA-PSFACFIRE
Project Type:	Discrete	BSL Name:	Public Safety Facilities Fire
Project Category:	New Facility	Location:	1319 N Northgate Way
Current Project Stage:	Stage 2 - Initiation, Project Definition, & Planning	Council District:	Council District 5
Start/End Date:	2019 - 2021	Neighborhood District:	Northwest
Total Project Cost:	\$6,450	Urban Village:	Aurora Licton Springs

This project provides resources to provide an interim location for Fire Station 31. The project includes leasing an interim site for the fire station, providing tents and trailers to house the fire fighters and equipment, and identifying a site for a permanent fire station.

Resources	LTD Actuals	2020 Revised	2021	2022	2023	2024	2025	2026	Total
Real Estate Excise Tax I	1,468	2,682	1,300	200	200	200	200	200	6,450
Total:	1,468	2,682	1,300	200	200	200	200	200	6,450

Fund Appropriations / Allocations ¹	LTD Actuals	2020 Revised	2021	2022	2023	2024	2025	2026	Total
REET I Capital Fund	1,468	2,682	1,300	200	200	200	200	200	6,450
Total:	1,468	2,682	1,300	200	200	200	200	200	6,450

O&M Impacts: N/A

¹Funds are appropriated through the Adopted Budget at the Budget Summary Level. All Amounts shown above are in thousands of dollars

Fire Station 32

Project No:	MC-FA-FFERPFS32	BSL Code:	BC-FA-NBHFIRE
Project Type:	Discrete	BSL Name:	Neighborhood Fire Stations
Project Category:	Improved Facility	Location:	3715 SW Alaska St
Current Project Stage:	Stage 6 - Closeout	Council District:	Council District 1
Start/End Date:	2010 - 2019	Neighborhood District:	Southwest
Total Project Cost:	\$12,729	Urban Village:	West Seattle Junction

This project, part of the 2003 Fire Facilities and Emergency Response Levy Program, rebuilds Fire Station 32 in a three-story structure at its existing site. It also provides temporary quarters for firefighters while the fire station is under construction. The existing Fire Station 32 is seismically vulnerable and cannot feasibly be renovated to provide the space necessary to support modern firefighting equipment and emergency functions. The project supports firefighters in the provision of high-quality emergency services to the West Seattle community and will protect them in the event of an earthquake.

Resources	LTD Actuals	2020 Revised	2021	2022	2023	2024	2025	2026	Total
LTGO Bond Proceeds	787	1,000	-	-	-	-	-	-	1,787
Real Estate Excise Tax I	4,429	85	-	-	-	-	-	-	4,514
Seattle Voter-Approved Levy	6,425	3	-	-	-	-	-	-	6,428
Total:	11,641	1,088	-	-	-	-	-	-	12,729
Fund Appropriations / Allocations ¹	LTD Actuals	2020 Revised	2021	2022	2023	2024	2025	2026	Total
2003 Fire Facilities Levy Fund	6,425	3	-	-	-	-	-	-	6,428
2015 Multipurpose LTGO Bond Fund	387	-	-	-	-	-	-	-	387
2018 Multipurpose LTGO Bond Fund	400	1,000	-	-	-	-	-	-	1,400
REET I Capital Fund	4,429	85	-	-	-	-	-	-	4,514
Total:	11,641	1,088	-	-	-	-	-	-	12,729

O&M Impacts: N/A

¹Funds are appropriated through the Adopted Budget at the Budget Summary Level. All Amounts shown above are in thousands of dollars

Fire Station 5

Project No:	MC-FA-FS5	BSL Code:	BC-FA-PSFACFIRE
Project Type:	Discrete	BSL Name:	Public Safety Facilities Fire
Project Category:	Improved Facility	Location:	925 Alaskan Way
Current Project Stage:	Stage 5 - Construction	Council District:	Council District 7
Start/End Date:	2014 - 2023	Neighborhood District:	Downtown
Total Project Cost:	\$12,978	Urban Village:	Downtown

This project, located on the downtown Seattle waterfront, provides a seismic and safety upgrade for Fire Station 5 and makes functional improvements to the facility and building systems. The project renovates the fire station and replaces the existing dock to protect fire fighters in the event of an earthquake and allows them to provide high-quality marine and land-based emergency service. The project was originally timed to coincide with the Seawall replacement project as this facility is physically attached to the Seawall structure, and dock replacement work was timed to align with Washington State Ferries (WSF) projects along the Waterfront.

Resources	LTD Actuals	2020 Revised	2021	2022	2023	2024	2025	2026	Total
Interdepartmental Transfer	51	191	-	-	-	-	-	-	242
LTGO Bond Proceeds	4,337	1,963	-	-	-	-	-	-	6,300
Real Estate Excise Tax I	1,222	994	720	3,500	-	-	-	-	6,436
Total:	5,610	3,148	720	3,500	-	-	-	-	12,978
Fund Appropriations / Allocations¹	LTD Actuals	2020 Revised	2021	2022	2023	2024	2025	2026	Total
2016 Multipurpose LTGO Bond Fund	1,928	72	-	-	-	-	-	-	2,000
2017 Multipurpose LTGO Bond Fund	2,409	1,891	-	-	-	-	-	-	4,300
Finance and Administrative Services Fund	51	191	-	-	-	-	-	-	242
REET I Capital Fund	1,222	994	720	3,500	-	-	-	-	6,436
Total:	5,610	3,148	720	3,500	-	-	-	-	12,978

O&M Impacts: N/A

¹Funds are appropriated through the Adopted Budget at the Budget Summary Level. All Amounts shown above are in thousands of dollars

Fire Station 5 Relocation

Project No:	MC-FA-FS5RELO	BSL Code:	BC-FA-PSFACFIRE
Project Type:	Discrete	BSL Name:	Public Safety Facilities Fire
Project Category:	Improved Facility	Location:	925 Alaskan WAY
Current Project Stage:	Stage 6 - Closeout	Council District:	Council District 7
Start/End Date:	2014 - 2019	Neighborhood District:	Downtown
Total Project Cost:	\$2,579	Urban Village:	Downtown

This project provides for the coordination and costs associated with the relocations made necessary by the City's pier restructuring, seawall construction, viaduct demolition, and waterfront reconstruction projects. These projects will result in the relocation of both land and marine crews to temporary locations.

Resources	LTD Actuals	2020 Revised	2021	2022	2023	2024	2025	2026	Total
FAS Fund Balance	686	1,893	-	-	-	-	-	-	2,579
Total:	686	1,893	-	-	-	-	-	-	2,579
Fund Appropriations / Allocations¹	LTD Actuals	2020 Revised	2021	2022	2023	2024	2025	2026	Total
Finance and Administrative Services Fund	686	1,893	-	-	-	-	-	-	2,579
Total:	686	1,893	-	-	-	-	-	-	2,579

O&M Impacts: N/A

Fire Station Improvement Debt Service

Project No:	MC-FA-FSDEBTSV	BSL Code:	BC-FA-NBHFIRE
Project Type:	Debt Service	BSL Name:	Neighborhood Fire Stations
Project Category:	Improved Facility	Location:	N/A
Current Project Stage:	N/A	Council District:	Multiple
Start/End Date:	2008 - 2037	Neighborhood District:	Not in a Neighborhood District
Total Project Cost:	\$91,588	Urban Village:	Not in an Urban Village

This project provides for the payment of debt service on bonds issued to cover a portion of the costs associated with the 2003 Fire Facilities and Emergency Response Levy and associated asset preservation expenses.

Resources	LTD Actuals	2020 Revised	2021	2022	2023	2024	2025	2026	Total
Real Estate Excise Tax I	39,020	3,406	3,723	4,348	5,087	6,221	6,710	6,141	74,656
Total:	39,020	3,406	3,723	4,348	5,087	6,221	6,710	6,141	74,656

Fund Appropriations / Allocations¹	LTD Actuals	2020 Revised	2021	2022	2023	2024	2025	2026	Total
REET I Capital Fund	39,020	3,406	3,723	4,348	5,087	6,221	6,710	6,141	74,656
Total:	39,020	3,406	3,723	4,348	5,087	6,221	6,710	6,141	74,656

O&M Impacts: N/A

Fire Stations Ventilation Upgrades

Project No:	MC-FA-SFDVENT	BSL Code:	BC-FA-GOVTFAC
Project Type:	Discrete	BSL Name:	General Government Facilities - General
Project Category:	Rehabilitation or Restoration	Location:	Multiple
Current Project Stage:	Stage 3 - Design	Council District:	Multiple
Start/End Date:	2018 - 2022	Neighborhood District:	Multiple
Total Project Cost:	\$2,800	Urban Village:	Multiple

This project funds the design and construction of a phased ventilation upgrade at 10 fire stations and the Joint Training Facility to bring these facilities into conformance with the section of the Washington Administrative Code that defines safety standards for firefighters.

Resources	LTD Actuals	2020 Revised	2021	2022	2023	2024	2025	2026	Total
Real Estate Excise Tax I	377	1,837	180	-	-	-	-	-	2,394
Seattle Voter-Approved Levy	-	406	-	-	-	-	-	-	406
Seattle Voter-Approved Levy	56	(56)	-	-	-	-	-	-	-
Total:	433	2,187	180	-	-	-	-	-	2,800
Fund Appropriations / Allocations¹	LTD Actuals	2020 Revised	2021	2022	2023	2024	2025	2026	Total
2003 Fire Facilities Levy Fund	56	350	-	-	-	-	-	-	406
REET I Capital Fund	377	1,837	180	-	-	-	-	-	2,394
Total:	433	2,187	180	-	-	-	-	-	2,800

O&M Impacts: N/A

¹Funds are appropriated through the Adopted Budget at the Budget Summary Level. All Amounts shown above are in thousands of dollars

Garden of Remembrance

Project No:	MC-FA-GARDENREM	BSL Code:	BC-FA-GARDENREM
Project Type:	Ongoing	BSL Name:	Garden of Remembrance
Project Category:	Rehabilitation or Restoration	Location:	1301 3rd Ave.
Current Project Stage:	N/A	Council District:	Council District 7
Start/End Date:	N/A	Neighborhood District:	Downtown
Total Project Cost:	N/A	Urban Village:	Downtown

This ongoing project provides an annual contribution (including increases for inflation) to a capital renewal fund for the Garden of Remembrance, located next to Benaroya Hall, per an agreement with Benaroya Hall Music Center (BHMC), a private, non-profit affiliate of the Seattle Symphony. This project pays for major maintenance and replaces garden installations including, but not limited to, irrigation equipment, landscaping, electrical/lighting fixtures, and mechanical water features. The project is managed by the BHMC and is displayed within FAS' CIP for informational purposes only.

Resources	LTD Actuals	2020 Revised	2021	2022	2023	2024	2025	2026	Total
Department Space Allocation Charges	15	(15)	-	-	-	-	-	-	-
Property Sales and Interest Earnings	433	58	30	31	32	33	33	34	684
Use of Fund Balance	28	(28)	-	-	-	-	-	-	-
Total:	477	14	30	31	32	33	33	34	684
Fund Appropriations / Allocations¹	LTD Actuals	2020 Revised	2021	2022	2023	2024	2025	2026	Total
Garden Capital Trust Fund	15	(15)	-	-	-	-	-	-	-
Unrestricted Cumulative Reserve Fund	462	29	30	31	32	33	33	34	684
Total:	477	14	30	31	32	33	33	34	684

O&M Impacts: N/A

¹Funds are appropriated through the Adopted Budget at the Budget Summary Level. All Amounts shown above are in thousands of dollars

Haller Lake Improvements

Project No:	MC-FA-HALLERSW	BSL Code:	BC-FA-APSCH2FAC
Project Type:	Ongoing	BSL Name:	Asset Preservation - Schedule 2 Facilities
Project Category:	Improved Facility	Location:	12600 Stone AVE N
Current Project Stage:	N/A	Council District:	Council District 5
Start/End Date:	N/A	Neighborhood District:	North
Total Project Cost:	N/A	Urban Village:	Not in an Urban Village

This program addresses improvements at the Haller Lake complex. Work includes, but is not limited to, architectural and engineering services associated with predesign, programming, design and construction. This project includes funding to make minor capital improvements. The full extent of improvements needed will require operational modifications as well. There may be further capital work as operational modifications are implemented and other remediation measures are discovered.

Resources	LTD Actuals	2020 Revised	2021	2022	2023	2024	2025	2026	Total
FAS Fund Balance	-	500	-	-	-	-	-	-	500
Real Estate Excise Tax I	507	193	-	-	-	-	-	-	700
Total:	507	693	-	-	-	-	-	-	1,200
Fund Appropriations / Allocations ¹	LTD Actuals	2020 Revised	2021	2022	2023	2024	2025	2026	Total
Finance and Administrative Services Fund	-	500	-	-	-	-	-	-	500
REET I Capital Fund	507	193	-	-	-	-	-	-	700
Total:	507	693	-	-	-	-	-	-	1,200

O&M Impacts: N/A

Human Capital Management System

Project No:	MC-FA-HCMSYS	BSL Code:	BC-FA-A11T
Project Type:	Discrete	BSL Name:	Information Technology
Project Category:	New Investment	Location:	700 5th Ave
Current Project Stage:	Stage 1 - Pre-Project Development	Council District:	Council District 7
Start/End Date:	2021 - 2026	Neighborhood District:	
Total Project Cost:	\$60,936	Urban Village:	Downtown

This technology project funds the planning, design and replacement of the aging Human Resource Information System (HRIS), which includes the citywide payroll and benefit system, with a new Human Capital Management (HCM) system. The timing of this project is critical for the citywide HR, timekeeping and payroll system, which will no longer be supported after 2023. The project was approved by the Enterprise Oversight Board (EOB) in February 2020 and will be managed out of the FAS Business Systems division, with funding and partnership from Seattle Department of Human Resources (SDHR) and Seattle IT (ITD)

Resources	LTD Actuals	2020 Revised	2021	2022	2023	2024	2025	2026	Total
LTGO Bond Proceeds	-	-	7,500	17,636	18,185	17,615	-	-	60,936
Total:	-	-	7,500	17,636	18,185	17,615	-	-	60,936
Fund Appropriations / Allocations¹	LTD Actuals	2020 Revised	2021	2022	2023	2024	2025	2026	Total
2021 Multipurpose LTGO Bond Fund	-	-	7,500	-	-	-	-	-	7,500
2022 Multipurpose LTGO Bond Fund	-	-	-	17,636	-	-	-	-	17,636
2023 Multipurpose LTGO Bond Fund	-	-	-	-	18,185	-	-	-	18,185
2024 Multipurpose LTGO Bond Fund	-	-	-	-	-	17,615	-	-	17,615
Total:	-	-	7,500	17,636	18,185	17,615	-	-	60,936

O&M Impacts: To begin the strategic planning for implementing a new system, both FAS Business Systems and Seattle Department of Human Resources (SDHR) will hire 1.0 FTE and 2.0 FTEs respectively in 2020. Additional funding from ITD will allow for a strategic consulting firm to assist with this body of work and finalize the implementation budget and schedule. Additional staffing and services will be required in 2021 and 2022 for the life of the project.

¹Funds are appropriated through the Adopted Budget at the Budget Summary Level. All Amounts shown above are in thousands of dollars

Navigation Center

Project No:	MC-FA-PRLWARNVC	BSL Code:	BC-FA-GOVTFAC
Project Type:	Discrete	BSL Name:	General Government Facilities - General
Project Category:	Improved Facility	Location:	12th AVE S
Current Project Stage:	Stage 6 - Closeout	Council District:	Council District 3
Start/End Date:	2017 - 2019	Neighborhood District:	Downtown
Total Project Cost:	\$1,400	Urban Village:	Downtown

This project funds capital improvements at the Pearl Warren building in support of the creation of a Navigation Center. Work includes but is not limited to design, structural repair, electrical, plumbing, HVAC, and envelope repairs as required to create a safe and compliant facility suitable for occupancy.

Resources	LTD Actuals	2020 Revised	2021	2022	2023	2024	2025	2026	Total
FAS Fund Balance	1,380	20	-	-	-	-	-	-	1,400
Total:	1,380	20	-	-	-	-	-	-	1,400
Fund Appropriations / Allocations ¹	LTD Actuals	2020 Revised	2021	2022	2023	2024	2025	2026	Total
Finance and Administrative Services Fund	1,380	20	-	-	-	-	-	-	1,400
Total:	1,380	20	-	-	-	-	-	-	1,400

O&M Impacts: N/A

North Seattle Public Safety Facilities

Project No:	MC-FA-SPSFDEBT	BSL Code:	BC-FA- SPSFDEBT
Project Type:	Ongoing	BSL Name:	Seattle Public Safety Facilities Debt Service
Project Category:	Improved Facility	Location:	Multiple
Current Project Stage:	Stage 1 - Pre-Project Development	Council District:	Multiple
Start/End Date:	N/A	Neighborhood District:	Multiple
Total Project Cost:	N/A	Urban Village:	Multiple

This project provides funding for long term public safety facility needs in North Seattle. These funds are for planning, design, and possible construction of facilities, as well as potential debt service for larger bond funded projects. Due to the current age of both police and fire facilities, along with expected growth in Northgate and other areas in North Seattle, planning for future improvements is critical to maintaining emergency response.

O&M Impacts:

¹Funds are appropriated through the Adopted Budget at the Budget Summary Level. All Amounts shown above are in thousands of dollars

Seattle City Hall HVAC Improvements

Project No:	MC-FA-CTYHLHVAC	BSL Code:	BC-FA-GOVTFAC
Project Type:	Discrete	BSL Name:	General Government Facilities - General
Project Category:	Improved Facility	Location:	600 Fourth AVE
Current Project Stage:	Stage 6 - Closeout	Council District:	Council District 7
Start/End Date:	2016 - 2019	Neighborhood District:	Downtown
Total Project Cost:	\$900	Urban Village:	Downtown

This project funds Heating Ventilation and Air Conditioning (HVAC) system improvements to Seattle City Hall. These improvements include, but are not limited to, updating the building control system and reconfiguration of existing systems.

Resources	LTD Actuals	2020 Revised	2021	2022	2023	2024	2025	2026	Total
Real Estate Excise Tax I	694	206	-	-	-	-	-	-	900
Total:	694	206	-	-	-	-	-	-	900

Fund Appropriations / Allocations¹	LTD Actuals	2020 Revised	2021	2022	2023	2024	2025	2026	Total
REET I Capital Fund	694	206	-	-	-	-	-	-	900
Total:	694	206	-	-	-	-	-	-	900

O&M Impacts: N/A

¹Funds are appropriated through the Adopted Budget at the Budget Summary Level. All Amounts shown above are in thousands of dollars

Seattle Municipal Courts

Project No:	MC-FA-MUNICOURT	BSL Code:	BC-FA-GOVTFAC
Project Type:	Ongoing	BSL Name:	General Government Facilities - General
Project Category:	Improved Facility	Location:	600 5th AVE
Current Project Stage:	N/A	Council District:	Council District 7
Start/End Date:	N/A	Neighborhood District:	Downtown
Total Project Cost:	N/A	Urban Village:	Downtown

This project provides for various facility improvements. Work may include, but is not limited to, space reconfigurations, reconfigurations of amenities such as drinking fountains, improvements to facility infrastructure such as assisted listening loops, and improvements to various access routes to the site, building, and other public spaces. Three new project phases will commence in 2018, 2019, and 2020. Each project will improve the security of the courthouse based upon the findings of two U.S. Federal Marshal Service Security Surveys.

Resources	LTD Actuals	2020 Revised	2021	2022	2023	2024	2025	2026	Total
Real Estate Excise Tax I	1,208	235	-	-	-	-	-	-	1,443
Total:	1,208	235	-	-	-	-	-	-	1,443
Fund Appropriations / Allocations¹	LTD Actuals	2020 Revised	2021	2022	2023	2024	2025	2026	Total
REET I Capital Fund	1,208	235	-	-	-	-	-	-	1,443
Total:	1,208	235	-	-	-	-	-	-	1,443

O&M Impacts: N/A

¹Funds are appropriated through the Adopted Budget at the Budget Summary Level. All Amounts shown above are in thousands of dollars

Seattle Municipal Tower Chiller Plant Replacement

Project No:	MC-FA-SMTCHLRPL	BSL Code:	BC-FA-APSCH1FAC
Project Type:	Discrete	BSL Name:	Asset Preservation - Schedule 1 Facilities
Project Category:	Rehabilitation or Restoration	Location:	700 Fifth AVE
Current Project Stage:	Stage 3 - Design	Council District:	Council District 7
Start/End Date:	2018 - 2020	Neighborhood District:	Downtown
Total Project Cost:	\$18,000	Urban Village:	Downtown

This project replaces the chiller plant in the Seattle Municipal Tower (SMT). The project will require a multi-year execution plan to allow for permitting, design, procurement and construction to occur during the windows of opportunity when cooling is not required. This highly technical, complex construction effort is a once-in-a generation endeavor. With a dwindling supply of spare parts for maintenance and repairs, it is no longer feasible to defer this critical work, and delaying the project would put FAS at risk of not being able to provide essential cooling to City of Seattle offices and other building tenants. Project costs shown here are exclusive of \$1 million expended on preliminary work on this project in 2018. Those funds are included in the Asset Preservation - Schedule 1 Facilities project (MC-FA-APSCH1FAC).

Resources	LTD Actuals	2020 Revised	2021	2022	2023	2024	2025	2026	Total
Department Space Allocation Charges	965	4,035	-	-	-	-	-	-	5,000
LTGO Bond Proceeds	2,374	7,626	-	-	-	-	-	-	10,000
Real Estate Excise Tax I	1,542	1,458	-	-	-	-	-	-	3,000
Total:	4,881	13,119	-	-	-	-	-	-	18,000
Fund Appropriations / Allocations¹	LTD Actuals	2020 Revised	2021	2022	2023	2024	2025	2026	Total
2019 Multipurpose LTGO Bond Fund	2,374	1,126	-	-	-	-	-	-	3,500
2020 Multipurpose LTGO Bond Fund	-	6,500	-	-	-	-	-	-	6,500
Facility Asset Preservation Fund	965	4,035	-	-	-	-	-	-	5,000
REET I Capital Fund	1,542	1,458	-	-	-	-	-	-	3,000
Total:	4,881	13,119	-	-	-	-	-	-	18,000

O&M Impacts: N/A

¹Funds are appropriated through the Adopted Budget at the Budget Summary Level. All Amounts shown above are in thousands of dollars

Seattle Municipal Tower Elevator Rehab

Project No:	MC-FA-SMTELVHRB	BSL Code:	BC-FA-APSCH1FAC
Project Type:	Discrete	BSL Name:	Asset Preservation - Schedule 1 Facilities
Project Category:	Rehabilitation or Restoration	Location:	700 Fifth AVE
Current Project Stage:	Stage 1 - Pre-Project Development	Council District:	Council District 7
Start/End Date:	2019 - 2022	Neighborhood District:	Downtown
Total Project Cost Range:	28,000 - 32,000	Urban Village:	Downtown

This project will improve the operation, reliability, and system performance of the Seattle Municipal Tower (SMT) elevators. The work will bring the SMT elevators to current building codes and into compliance with Americans with Disabilities Act (ADA) requirements. This project is envisioned to be a multi-year effort that must be phased to minimize impacts on SMT ongoing building operations, and on the approximately 4,000 city staff who work in the building and the public who visit the SMT to access City services.

Resources	LTD Actuals	2020 Revised	2021	2022	2023	2024	2025	2026	Total
LTGO Bond Proceeds	-	1,500	8,500	9,500	9,500	-	-	-	29,000
Real Estate Excise Tax I	190	810	-	-	-	-	-	-	1,000
Total:	190	2,310	8,500	9,500	9,500	-	-	-	30,000
Fund Appropriations / Allocations ¹	LTD Actuals	2020 Revised	2021	2022	2023	2024	2025	2026	Total
2020 Multipurpose LTGO Bond Fund	-	1,500	-	-	-	-	-	-	1,500
2021 Multipurpose LTGO Bond Fund	-	-	8,500	-	-	-	-	-	8,500
2022 Multipurpose LTGO Bond Fund	-	-	-	9,500	-	-	-	-	9,500
2023 Multipurpose LTGO Bond Fund	-	-	-	-	9,500	-	-	-	9,500
REET I Capital Fund	190	810	-	-	-	-	-	-	1,000
Total:	190	2,310	8,500	9,500	9,500	-	-	-	30,000

Financial Planning Strategy: The estimated cost to complete bid documents for this Design-Build contract is \$2,500,000, \$1,500,000 of which is funded with LTGO bonds. The remaining \$1,000,000 was funded with REET 1.

At 30% design FAS will reevaluate the total project cost and the financial planning strategy for the remaining costs of the project, which could include local funding and debt funding.

The current mid-point for the financial planning estimate is \$30,000,000 including the \$2,500,000 currently appropriated for design.

O&M Impacts: N/A

¹Funds are appropriated through the Adopted Budget at the Budget Summary Level. All Amounts shown above are in thousands of dollars

Seattle Municipal Tower Facility Upgrades

Project No:	MC-FA-SMTUPG	BSL Code:	BC-FA-GOVTFAC
Project Type:	Ongoing	BSL Name:	General Government Facilities - General
Project Category:	Improved Facility	Location:	700 5th Ave.
Current Project Stage:	N/A	Council District:	Council District 7
Start/End Date:	N/A	Neighborhood District:	Downtown
Total Project Cost:	N/A	Urban Village:	Downtown

This on-going project, located in the Seattle Municipal Tower, provides funds for the planning, design and construction of operational improvements and renovations in the Seattle Municipal Tower. Work may include, but is not limited to, space reconfigurations, reconfiguration of amenities such as drinking fountains and public spaces, and improvements to facility infrastructure such as restrooms and showers.

Resources	LTD Actuals	2020 Revised	2021	2022	2023	2024	2025	2026	Total
Real Estate Excise Tax I	1,816	175	-	-	-	-	-	-	1,991
Total:	1,816	175	-	-	-	-	-	-	1,991
Fund Appropriations / Allocations ¹	LTD Actuals	2020 Revised	2021	2022	2023	2024	2025	2026	Total
REET I Capital Fund	1,816	175	-	-	-	-	-	-	1,991
Total:	1,816	175	-	-	-	-	-	-	1,991

O&M Impacts: N/A

Seattle Municipal Tower IDF Infrastructure Upgrades

Project No:	MC-FA-SMTIDFINF	BSL Code:	BC-FA-GOVTFAC
Project Type:	Discrete	BSL Name:	General Government Facilities - General
Project Category:	Improved Facility	Location:	700 Fifth AVE
Current Project Stage:	Stage 3 - Design	Council District:	Council District 7
Start/End Date:	2015 - 2020	Neighborhood District:	Downtown
Total Project Cost:	\$2,500	Urban Village:	Downtown

This project provides electrical, cooling, and fire separation upgrades for 15 existing Intermediate Distribution Frame (IDF) rooms in the Seattle Municipal Tower (SMT) that house network, telephone and security systems. The resultant electrical and cooling capacity increases will allow the systems in the room to be upgraded now (in the case of Voice over IP phones) and in the future. In addition to these capacity infrastructure upgrades, fire separations will be established for the rooms. This project will enhance the reliability of the systems housed in the IDF rooms by improving the infrastructure that serves them and protecting the rooms from potential damage caused by events outside of the rooms.

Resources	LTD Actuals	2020 Revised	2021	2022	2023	2024	2025	2026	Total
LTGO Bond Proceeds	2,192	308	-	-	-	-	-	-	2,500
Total:	2,192	308	-	-	-	-	-	-	2,500
Fund Appropriations / Allocations¹	LTD Actuals	2020 Revised	2021	2022	2023	2024	2025	2026	Total
2016 Multipurpose LTGO Bond Fund	2,192	308	-	-	-	-	-	-	2,500
Total:	2,192	308	-	-	-	-	-	-	2,500

O&M Impacts: N/A

¹Funds are appropriated through the Adopted Budget at the Budget Summary Level. All Amounts shown above are in thousands of dollars

Seattle Police Department North Area Interim and Long-Term Facilities

Project No:	MC-FA-SPDNFAC	BSL Code:	BC-FA-PSFACPOL
Project Type:	Discrete	BSL Name:	Publ Safety Facilities Police
Project Category:	New Investment	Location:	Multiple
Current Project Stage:	Stage 2 - Initiation, Project Definition, & Planning	Council District:	Council District 5
Start/End Date:	2017 - 2019	Neighborhood District:	North
Total Project Cost:	\$11,100	Urban Village:	Multiple

This project funds planning, design and construction for long-term facility needs as well as interim upgrades and potential expansions at the existing North Precinct to accommodate growth of the Seattle Police Department. This project includes, but is not limited to, planning, design and construction for long-term police facilities needs in the North and funding for interim needs including, but not limited to, building upgrades, system maintenance, facility maintenance and temporary facilities.

Resources	LTD Actuals	2020 Revised	2021	2022	2023	2024	2025	2026	Total
Real Estate Excise Tax I	1,300	9,800	-	-	-	-	-	-	11,100
Total:	1,300	9,800	-	-	-	-	-	-	11,100
Fund Appropriations / Allocations¹	LTD Actuals	2020 Revised	2021	2022	2023	2024	2025	2026	Total
REET I Capital Fund	1,300	9,800	-	-	-	-	-	-	11,100
Total:	1,300	9,800	-	-	-	-	-	-	11,100

O&M Impacts: N/A

¹Funds are appropriated through the Adopted Budget at the Budget Summary Level. All Amounts shown above are in thousands of dollars

Seattle Police Facilities

Project No:	MC-FA-PFACNPCT	BSL Code:	BC-FA-PSFACPOL
Project Type:	Ongoing	BSL Name:	Publ Safety Facilities Police
Project Category:	New Investment	Location:	Various Police facilities
Current Project Stage:	N/A	Council District:	Citywide
Start/End Date:	N/A	Neighborhood District:	Not in a Neighborhood District
Total Project Cost:	N/A	Urban Village:	Not in an Urban Village

This ongoing project preserves or extends the useful life or operational capacity and provides for improvements to FAS-owned Police facilities including, but not limited to, the East Precinct, the North Precinct, the West Precinct, the Mounted Patrol Facility, the Harbor Patrol Facility, and the K-9 Facility. Typical work may include, but is not limited to, upgrades to heating, ventilation, air conditioning upgrades, equipment replacement, siting, pre-design, test-to-fit analyses, and structural assessments and repairs. These improvements support police service by extending the operational life of old police facilities, complying with regulatory requirements, or addressing capacity problems.

Resources	LTD Actuals	2020 Revised	2021	2022	2023	2024	2025	2026	Total
Real Estate Excise Tax I	4,985	126	-	-	-	-	-	-	5,111
Total:	4,985	126	-	-	-	-	-	-	5,111
Fund Appropriations / Allocations¹	LTD Actuals	2020 Revised	2021	2022	2023	2024	2025	2026	Total
REET I Capital Fund	4,985	126	-	-	-	-	-	-	5,111
Total:	4,985	126	-	-	-	-	-	-	5,111

O&M Impacts: N/A

¹Funds are appropriated through the Adopted Budget at the Budget Summary Level. All Amounts shown above are in thousands of dollars

SLIM Replacement

Project No:	MC-FA-SLIMREPL	BSL Code:	BC-FA-A1IT
Project Type:	Discrete	BSL Name:	Information Technology
Project Category:	New Investment	Location:	700 5th AVE
Current Project Stage:	Stage 5 - Execution (IT Only)	Council District:	Multiple
Start/End Date:	2015 - 2018	Neighborhood District:	Multiple
Total Project Cost:	\$400	Urban Village:	Multiple

The Seattle License Information System (SLIM) manages the issuance and renewal of business licenses and the collection of revenue from fees and taxes. SLIM is now outdated and can no longer adequately meet the needs of expanding business license, tax collection, and enforcement processes and needs to be upgraded. Recommendations for a SLIM replacement will be considered as the Multi-City Business License and Tax Portal project is implemented.

Resources	LTD Actuals	2020 Revised	2021	2022	2023	2024	2025	2026	Total
Property Sales and Interest Earnings	271	129	-	-	-	-	-	-	400
Total:	271	129	-	-	-	-	-	-	400
Fund Appropriations / Allocations ¹	LTD Actuals	2020 Revised	2021	2022	2023	2024	2025	2026	Total
Unrestricted Cumulative Reserve Fund	271	129	-	-	-	-	-	-	400
Total:	271	129	-	-	-	-	-	-	400

O&M Impacts: N/A

Summit Re-Implementation

Project No:	MC-FA-A1IT01	BSL Code:	BC-FA-A1IT
Project Type:	Discrete	BSL Name:	Information Technology
Project Category:	New Investment	Location:	700 5th Ave.
Current Project Stage:	Stage 5 - Execution (IT Only)	Council District:	Multiple
Start/End Date:	2013 - 2018	Neighborhood District:	Multiple
Total Project Cost:	\$83,433	Urban Village:	Multiple

This Citywide project involves planning and implementing the move of Summit, the City's financial management system, to the most current software release (PeopleSoft Financials 9.2), standardizing financial processes and policies, and implementing additional functionality to enable the City to make more informed financial decisions and meet regulatory obligations. Summit has not been upgraded since 2006 and Oracle discontinued support for the product in 2011. 2018 amounts shown below include program contingency in the event needed during implementation of Phase II of the project. LTGO bonds will be issued according to actual cash flow needs.

Resources	LTD Actuals	2020 Revised	2021	2022	2023	2024	2025	2026	Total
Interdepartmental Transfer	28,572	2,689	-	-	-	-	-	-	31,261
LTGO Bond Proceeds	48,853	3,319	-	-	-	-	-	-	52,172
Total:	77,424	6,009	-	-	-	-	-	-	83,433
Fund Appropriations / Allocations¹	LTD Actuals	2020 Revised	2021	2022	2023	2024	2025	2026	Total
2013 Multipurpose LTGO Bond Fund	5,886	-	-	-	-	-	-	-	5,886
2014 Multipurpose LTGO Bond Fund	7,038	-	-	-	-	-	-	-	7,038
2016 Multipurpose LTGO Bond Fund	18,000	-	-	-	-	-	-	-	18,000
2017 Multipurpose LTGO Bond Fund	9,721	3,279	-	-	-	-	-	-	13,000
2018 Multipurpose LTGO Bond Fund	8,208	40	-	-	-	-	-	-	8,248
Finance and Administrative Services Fund	28,572	2,689	-	-	-	-	-	-	31,261
Total:	77,424	6,009	-	-	-	-	-	-	83,433

O&M Impacts: N/A

¹Funds are appropriated through the Adopted Budget at the Budget Summary Level. All Amounts shown above are in thousands of dollars

Information Technology

Overview

The Seattle Information Technology Department (Seattle IT) aims to be a best-in-class digital service delivery team for City of Seattle departments and the residents we serve. Seattle IT provides powerful technology solutions to the City and public; including, data, telephone, and radio networks; applications and application infrastructure; desktop, mobile and printing devices; cloud services; website and internet connections; television channel; data centers, servers, storage, and backup. Seattle IT also manages designated projects on behalf of the City, other departments, and regional partners.

Seattle IT's Capital Improvement Program (CIP) supports major maintenance, improvements, replacements, and upgrades to the City's existing technology systems, as well as the development and implementation of new projects. Seattle IT's 2021-2026 Proposed CIP budget is \$94.2 million. Details for 2021 are provided in the following table.

CIP Program Name	2021 Proposed	Planned Spending
Discrete Projects		
Criminal Justice Information System Projects	\$10,000,000	Implement case management systems for agencies including Seattle Municipal Court, the Hearing Examiner, and the City Attorney.
HRIS Replacement	\$0	Transfer budget for the Human Resources Information System upgrade to FAS.
Ongoing CIP Programs		
800 MHz Radio Network Program	\$705,000	Maintain radio network infrastructure and public safety radios.
Applications Development-Public Safety	\$1,680,000	Replace existing SPD computer-aided dispatch system and mobile application used by 911 and officers in the field.
Computing Services Architecture	\$7,485,000	Computer equipment related to a new Unified Communication System (to replace the City's current telephone system) as well as routine equipment replacement and upgrades for servers, storage, and facility infrastructure.
Data & Telephone Infrastructure	\$12,875,000	Network equipment related to Unified Communication System, and routine equipment replacement and upgrades.
Fiber-Optic Communication Installation & Maintenance	\$4,356,000	Fiber installation and maintenance.
Seattle Channel Maintenance & Upgrade	\$337,000	Equipment replacement and maintenance.
Next Generation Data Center	\$0	Transfer budget to Computing Services Architecture and Data and Telephone Infrastructure programs to align with actual replacement spending.
Department Total	\$37,438,000	

CIP Revenue Sources

Seattle IT's CIP has been funded through a variety of revenue sources, including:

- **Rates and Allocations:** There are multiple services within the department that are cost-allocated based on a percentage of use for the service provided or billed directly to a department based on the actual cost of time and labor or quantity of materials provided. Seattle IT's budget also includes some projects that are funded using proceeds from general obligation bonds. Rates and allocations provide the funds to repay the debt service on these bonds.
- **State and Federal Grants:** Federal and state grants have been used to finance system replacements and new capabilities. In some cases, Seattle IT has been the direct recipient of the funds; in others, Seattle IT has managed grant-funded projects for customers. The use of grant funding for the Seattle IT CIP has been intermittent.
- **Cable Franchise Fees:** Seattle IT collects Cable Franchise Fee revenues that are set in franchise agreements with the cable providers. Some of this revenue has been used to fund the CIP Program which supports the Seattle Channel. Cable Fees have historically provided less than 1% of Seattle IT's CIP program.
- **Reserves:** In some instances, Seattle IT's rates and allocations include the collection of funds which are accumulated and held in a reserve in Seattle IT's Fund balance. Currently, this is only done for the 800 MHz radio system, although it has been considered for other areas. Expenditures of these reserve funds appear in the Seattle IT CIP program. Historically, there is a low level of spending for ongoing Operations & Maintenance items, with intermittent large expenditures associated with major replacements and upgrades.
- **Private Dollars:** In the past, Seattle IT projects have occasionally included funding from external non-public sources. Such instances are highly intermittent, usually for relatively small dollar value and not projected to continue at any appreciable level.
- **Levy:** In the past, Seattle IT received some CIP funding from a levy for the development, acquisition and installation of the 800 MHz emergency radio communication system. Going forward, the future replacement and upgrade of the county-wide radio system is funded by the Puget Sound Emergency Radio Network levy. Outside of that, no additional levy funding is anticipated.
- **Bonds & Future Bond Proceeds:** Seattle IT utilizes funding from City bond sale proceeds to implement significant capital projects in the CIP. Rates and allocations typically provide the funds to repay the debt service on these bonds.
- **Use of Fund Balance:** Seattle IT may use existing fund balance or planned carryforward to implement some projects in its CIP.
- **To Be Determined:** Occasionally, Seattle IT's CIP includes future projects for which a specific funding source has yet to be specified. These projects will not go forward unless and until funding is secured.

2021-2026 CIP Highlights

Seattle IT's 2021-2026 Proposed CIP Budget includes the following transfers and modifications to CIP programs:

- Human Resources Information System (HRIS) Replacement Project (-\$1,700,000) includes funding for the Human Capital Management (HCM) Scoping Study project, which was created in 2020 to fund consulting services to complete the initial scoping and planning phase of the HCM System project. As further planning and discussions have progressed, it has been determined that FAS will take the lead on the HCM project. The 2021-2026 Proposed CIP transfers funds for HCM from Seattle IT to FAS.
- Data & Telephone Infrastructure (-\$1,206,000) funds maintenance, replacement, and upgrades of software and major hardware for the City's data and telephone systems. The legacy telephone system is being replaced with a comprehensive communication platform under the Unified Communications (UC) project, and ongoing telephone equipment will be purchased via the UC project in future years. The 2021-2026 Proposed CIP decreases funding in the Telephone Hardware project for ongoing lifecycle replacement of communications equipment.
- Next Generation Data Center (-\$14,378,000) project includes bond funded budget to support end of life replacement for the Next Generation Data Center. The 2021-2026 Proposed CIP redistributes that funding to the appropriate Technology Infrastructure CIP projects – Computing Services Architecture and Data & Telephones Infrastructure – based on planned need.

Thematic Priorities

Seattle IT's priorities are:

Priority 1: Connective and Collaborative

Enable collaboration by providing tools and information anytime, anywhere, from any device.

Priority 2: Efficient and Flexible

Provide business process and operations efficiencies that enable rapid response and technology changes while upholding fiscal responsibility.

Priority 3: Talent and Capabilities

Continuous investment in an inclusive and supportive workforce that keeps pace with a dynamic technology and business landscape.

Priority 4: Modern and Innovative

Further City priorities, including social justice and equity goals, through the acquisition and implementation of leading edge technology solutions and practices.

Priority 5: Reliable and Sustainable

Provide clients with ongoing practical, security and modern infrastructure, platforms and tools to support their business needs.

Priority 6: Privacy and Transparency

Respect privacy guidelines that apply to every part of the IT workplan, as well as provide a clear picture of IT resources to stakeholders.

Project Selection Criteria

STEP 1: Identification of Technology Needs and Opportunities

In this step, needs and opportunities for technology investments are identified. This happens on a rolling basis throughout the year, as well as during the budget planning process. Input comes from multiple places, including:

- customer department requests and requirements (including technology plan alignment to department strategic plans)
- Seattle IT Strategic Agenda
- technology roadmaps (updated annually)
- asset replacement schedules
- coordination with partners (regional efforts, vendor partners, etc.)

This step includes development of initial cost estimates and other resource requirements, potential timing, and dependencies. At the completion of this step, potential projects are added to the Citywide IT Project Portfolio for tracking and consideration through Seattle IT's Project Gate Review process.

STEP 2: Identification of CIP and Non-Discretionary Projects

As part of the Gate Review process, items identified in Step 1 are filtered to determine if they are (1) CIP-appropriate or not and (2) discretionary or not. Criteria for determining if they are CIP appropriate or not include:

- overall dollar value
- timeframe of implementation (e.g., multi-year project)
- lifespan of investment
- investment in/preservation of long-term infrastructure
- the nature of the acquisition (e.g., goods, services, etc.)

Criteria for determining if they are non-discretionary include:

- legally mandated (e.g., debt service, federal or state law/regulation changes, court orders, etc.)
- urgent security or risk mitigation needs (e.g., major system failure, major security breach)

- reimbursable services to others (e.g., Seattle IT manages a regional fiber consortium where the partners contract with/through us to get work done).

Projects which are determined to be non-discretionary are automatically moved forward for inclusion in Seattle IT's initial CIP and budget proposal. Discretionary projects proceed to Step 3. Regardless of discretionary status, project requests complete the Gate Review process to validate projects are established with the appropriate governance, value proposition and risk mitigation planning.

STEP 3: Prioritization of CIP-Appropriate Discretionary Projects:

In this step, proposed investments are screened to determine if they are a match for Seattle IT's normal maintenance/upgrade/replacement programs within the CIP. Investments such as these tend to be smaller in scale (less than \$250,000), "like for like" replacements (e.g., old equipment replaced by new equipment with little to no functionality change), etc. These projects are rated by program managers based on criteria tailored to each program and implemented as annual funding allows.

Larger capital investments which are best implemented on a stand-alone basis due to the size and complexity of the project are evaluated and ranked separately based on the following criteria:

- asset preservation/replacement/maintenance
- product lifecycles
- legal requirements/mandates
- security/risk mitigation
- reimbursable from other sources (other depts. or outside entities, grants, reserves)
- dependencies (on other products, equipment, etc.; also on staff/resource availability/long-term supportability)
- internal customer demands (including capacity) – including Mayoral/Council/Mayor's IT Subcabinet priority
- external customer demands – public, businesses, etc.
- external drivers (vendor changes, regional commitments, etc.)
- efficiency/effectiveness improvements/resource savings and return on investment
- key future trend/forward-looking/pro-active

Summary of Upcoming Budget Issues and Challenges

- **Rapid and major changes in technology:** The continued rapid rate of change in technology presents a major challenge for the City. User demands (both internal staff and constituents) around technology continue to grow as available functionality expands exponentially. New technologies provide new solutions and new opportunities, but at the same time they can initially disrupt productivity, require upfront costs, and impact security, privacy, and the governance landscape. Vendors regularly "de-certify" and stop supporting products the City relies upon, leaving the choice of spending significant amounts of money to upgrade to supported products or risk running important/critical City functions on unsupported platforms. At the same time, the method by which vendors deliver technology solutions is rapidly changing. Many vendors have moved or are moving away from delivering a software product to the City for installations on City servers; instead, they are offering cloud-based and hosted solutions that the City can access on a subscription basis. While

offering many benefits, this changing delivery approach requires increased City investments in identity management, data integration, and contract management.

- **Planning for future investments and lifecycle management.** Departments want to move fast to leverage new technologies before Seattle IT has developed the platforms, teams, or culture to make this happen. Seattle IT balances the competing objectives of doing things right and doing them right now.
- **Platform First:** Similar to all large enterprises, where technology has overtaken the organization's operations organically and over a long period of time, the City of Seattle also sits on hundreds of legacy technology solutions. A fragmented technology footprint is a major cyber security concern but in today's challenging economic climate, it is also a financial liability. A key factor in achieving reductions in the City's technology investment is directly dependent on a Platform First approach where 80% of the City's technology business is performed on 20% of technology solutions. Seattle IT continues to promote the platform first approach but will have limited success without a formal City-Wide commitment to address this as an enterprise issue versus a tactical IT problem.
- **Security and Privacy.** The security risks associated with technology continue to grow - the variety of threats from mobile devices, social media, compromised web sites, and other sources continues to multiply. Cloud services like Office 365 and the increased use of mobile devices offer a new set of security-related challenges. At the same time, the City collects and uses a vast and expanding amount of data on a regular basis. Some of this data contains personally identifiable information or may otherwise pose a privacy concern if exposed or if used in a manner inconsistent with public expectations. Emphasis is shifting away from end-point security to risk management of critical assets and assurance of identity. Preventive controls are no longer reliable, requiring a greater emphasis on the ability to locate and quickly remediate compromised technology.
- **Public Expectation.** The public has high expectations for how government performs, including how technology is used to deliver efficient and accessible government services. Some Seattle residents are tech savvy while others still lack internet access. Generational differences also create different expectations regarding services. Investments in new technology-enabled government services must balance many audiences.

Future Projects/What is on the Horizon

Seattle IT has identified several initiatives and issues which will need to be addressed at some point in the future.

- **Software systems which require replacement/upgrades.** Prior to IT consolidation, the Department of Information Technology CIP did not include funds to cover replacement of large applications owned and operated by individual departments. Since consolidation, Seattle IT has "inherited" responsibility for many such systems, most of which did not come with any long-term replacement funding. Replacement and upgrades for systems owned and operating by Seattle Public Utilities and Seattle City Light are generally being funded out of the utilities' CIPs with Seattle IT acting as the service provider. However, funds for other large applications and systems needing replacement are not comprehensively programmed into Seattle IT's CIP. Instead, Seattle

IT will continue to address these needs on a case by case basis as the need arise.

- **Long-term major upgrades to the Regional Radio System.** The City is part of a regional public safety radio system (Puget Sound Emergency Radio Network). The current technology platform is approaching phased obsolescence and needs to be replaced or upgraded in the next few years. The four co-owners of the existing system, including the City of Seattle and King County, are working together to implement a replacement radio system. A levy to fund this important initiative was passed in spring 2015, and a formal governance structure for the effort was adopted via an Inter-Local Agreement signed by the 12 participating jurisdictions. The current CIP does not reflect the results of any potential changes related to the new system, as discussions regarding the long-term governance and operational support are still ongoing.
- **Infrastructure systems which require replacement/upgrades.** Seattle IT's CIP contains sufficient funding to cover routine replacement of lesser value items, especially those which occur every year (e.g., switches, mid-range servers, etc.) However, larger value, intermittent replacements are more difficult to fund within existing budget. These needs will continue to be addressed on a case by case basis as the need arises.

800 MHz Radio Network Program

Project No:	MC-IT-C3550	BSL Code:	BC-IT-C0700
Project Type:	Ongoing	BSL Name:	Capital Improvement Projects
Project Category:	New Investment	Location:	700 5th Ave / Various
Current Project Stage:	N/A	Council District:	Council District 3
Start/End Date:	N/A	Neighborhood District:	Downtown
Total Project Cost:	N/A	Urban Village:	Downtown

This project funds the upgrades and replacement of software and hardware for the City of Seattle’s portion of the King County Regional 800 MHz radio system. The 800 MHz radio system provides the communication infrastructure required for public safety operations such as 911, Medic One, Fire and Police.

Resources	LTD Actuals	2020 Revised	2021	2022	2023	2024	2025	2026	Total
Internal Service Fees and Allocations, Outside Funding Partners	17,937	7,845	705	723	742	761	784	807	30,304
Total:	17,937	7,845	705	723	742	761	784	807	30,304
Fund Appropriations / Allocations¹	LTD Actuals	2020 Revised	2021	2022	2023	2024	2025	2026	Total
Information Technology Fund	17,937	7,845	705	723	742	761	784	807	30,304
Total:	17,937	7,845	705	723	742	761	784	807	30,304

O&M Impacts: This CIP project represents ongoing capital purchases to support our operating shared services projects. Ongoing impacts are built into Seattle IT’s budget.

Applications Development - Public Safety

Project No:	MC-IT-C6307	BSL Code:	BC-IT-C0700
Project Type:	Ongoing	BSL Name:	Capital Improvement Projects
Project Category:	New Investment	Location:	700 5th AVE
Current Project Stage:	N/A	Council District:	Council District 3
Start/End Date:	N/A	Neighborhood District:	Downtown
Total Project Cost:	N/A	Urban Village:	Downtown

This project provides funds to develop and implement software applications used by the Seattle Police Department (SPD) and the Seattle Fire Department (SFD). The applications will improve personnel oversight and deployment, in addition to enhancing the accessibility and quality of SPD and SFD data. These applications will support ongoing efforts to achieve improved transparency and compliance.

Resources	LTD Actuals	2020 Revised	2021	2022	2023	2024	2025	2026	Total
General Fund	535	-	-	-	-	-	-	-	535
Internal Service Fees and Allocations, Outside Funding Partners	3,991	5,091	1,680	-	-	-	-	-	10,761
LTGO Bond Proceeds	1,094	814	-	-	-	-	-	-	1,908
Total:	5,620	5,905	1,680	-	-	-	-	-	13,204
Fund Appropriations / Allocations ¹	LTD Actuals	2020 Revised	2021	2022	2023	2024	2025	2026	Total
Information Technology Fund	5,620	5,905	1,680	-	-	-	-	-	13,204
Total:	5,620	5,905	1,680	-	-	-	-	-	13,204

O&M Impacts: This CIP project represents multiple projects on behalf of Seattle Police Department and Seattle Fire Department. Each of these projects has their own ongoing impacts.

Applications Development- DON

Project No:	MC-IT-C6301	BSL Code:	BC-IT-C0700
Project Type:	Ongoing	BSL Name:	Capital Improvement Projects
Project Category:	New Investment	Location:	700 5th AVE
Current Project Stage:	N/A	Council District:	Council District 3
Start/End Date:	N/A	Neighborhood District:	Downtown
Total Project Cost:	N/A	Urban Village:	Downtown

This project provides funds to develop, implement, and enhance software applications used by the Department of Neighborhoods (DON). Identified projects will improve business processes for budgeting, contracting, regulatory compliance, and data management. Additionally, this effort seeks to replace or refresh current systems while consolidating duplicative systems.

Resources	LTD Actuals	2020 Revised	2021	2022	2023	2024	2025	2026	Total
Internal Service Fees and Allocations, Outside Funding Partners	284	352	-	-	-	-	-	-	636
Total:	284	352	-	-	-	-	-	-	636
Fund Appropriations / Allocations¹	LTD Actuals	2020 Revised	2021	2022	2023	2024	2025	2026	Total
Information Technology Fund	284	352	-	-	-	-	-	-	636
Total:	284	352	-	-	-	-	-	-	636

O&M Impacts: This CIP project represents multiple projects on behalf of the Department of Neighborhoods. Each of these projects has their own ongoing impacts.

Applications Development- DPR

Project No:	MC-IT-C6302	BSL Code:	BC-IT-C0700
Project Type:	Ongoing	BSL Name:	Capital Improvement Projects
Project Category:	New Investment	Location:	700 5th AVE
Current Project Stage:	N/A	Council District:	Council District 3
Start/End Date:	N/A	Neighborhood District:	Downtown
Total Project Cost:	N/A	Urban Village:	Downtown

This project provides funds to develop, implement, and enhance software applications used by the Department of Parks and Recreation (DPR). Identified projects will improve business processes for budgeting, contracting, regulatory compliance, and data management. Additionally, this effort seeks to replace or refresh current systems while consolidating duplicative systems.

Resources	LTD Actuals	2020 Revised	2021	2022	2023	2024	2025	2026	Total
Internal Service Fees and Allocations, Outside Funding Partners	389	441	-	-	-	-	-	-	830
Total:	389	441	-	-	-	-	-	-	830
Fund Appropriations / Allocations¹	LTD Actuals	2020 Revised	2021	2022	2023	2024	2025	2026	Total
Information Technology Fund	389	441	-	-	-	-	-	-	830
Total:	389	441	-	-	-	-	-	-	830

O&M Impacts: This CIP project represents multiple projects on behalf of the Department of Parks and Recreation. Each of these projects has their own ongoing impacts.

¹Funds are appropriated through the Adopted Budget at the Budget Summary Level. All Amounts shown above are in thousands of dollars

Applications Development- FAS

Project No:	MC-IT-C6310	BSL Code:	BC-IT-C0700
Project Type:	Ongoing	BSL Name:	Capital Improvement Projects
Project Category:	New Investment	Location:	700 5th Ave
Current Project Stage:	N/A	Council District:	Council District 3
Start/End Date:	N/A	Neighborhood District:	Downtown
Total Project Cost:	N/A	Urban Village:	Downtown

This project provides funds to develop, implement, and enhance software applications used by the Department of Finance and Administrative Services (FAS). Identified projects will improve business processes for budgeting, contracting, regulatory compliance, and data management. Additionally, this effort seeks to replace or refresh current systems while consolidating duplicative systems.

Resources	LTD Actuals	2020 Revised	2021	2022	2023	2024	2025	2026	Total
General Fund	485	-	-	-	-	-	-	-	485
Internal Service Fees and Allocations, Outside Funding Partners	592	344	-	-	-	-	-	-	936
Total:	1,077	344	-	-	-	-	-	-	1,421
Fund Appropriations / Allocations ¹	LTD Actuals	2020 Revised	2021	2022	2023	2024	2025	2026	Total
Information Technology Fund	1,077	344	-	-	-	-	-	-	1,421
Total:	1,077	344	-	-	-	-	-	-	1,421

O&M Impacts: This CIP project represents multiple projects on behalf of the Department of Finance and Administrative Services. Each of these projects has their own ongoing impacts.

Applications Development- General Fund

Project No:	MC-IT-C6300	BSL Code:	BC-IT-C0700
Project Type:	Ongoing	BSL Name:	Capital Improvement Projects
Project Category:	New Investment	Location:	700 5th AVE
Current Project Stage:	N/A	Council District:	Council District 3
Start/End Date:	N/A	Neighborhood District:	Downtown
Total Project Cost:	N/A	Urban Village:	Downtown

This project provides funds to develop, implement, and enhance software applications used by City departments. Identified projects will improve business processes for budgeting, contracting, regulatory compliance, and data management. Additionally, this effort seeks to replace or refresh current systems while consolidating duplicative systems.

Resources	LTD Actuals	2020 Revised	2021	2022	2023	2024	2025	2026	Total
General Fund	306	-	-	-	-	-	-	-	306
Internal Service Fees and Allocations, Outside Funding Partners	1,632	217	-	-	-	-	-	-	1,849
Total:	1,938	217	-	-	-	-	-	-	2,155
Fund Appropriations / Allocations ¹	LTD Actuals	2020 Revised	2021	2022	2023	2024	2025	2026	Total
Information Technology Fund	1,938	217	-	-	-	-	-	-	2,155
Total:	1,938	217	-	-	-	-	-	-	2,155

O&M Impacts: This CIP project represents multiple projects on behalf of the General Fund. Each of these projects has their own ongoing impacts.

Applications Development- SDOT

Project No:	MC-IT-C6306	BSL Code:	BC-IT-C0700
Project Type:	Ongoing	BSL Name:	Capital Improvement Projects
Project Category:	New Investment	Location:	700 5th AVE
Current Project Stage:	N/A	Council District:	Council District 3
Start/End Date:	N/A	Neighborhood District:	Downtown
Total Project Cost:	N/A	Urban Village:	Downtown

This project provides funds to develop and implement software applications used by the Seattle Department of Transportation (SDOT). Improved applications seek to enhance project tracking, field work, and coordination with public and private partners. These applications will help SDOT facilitate ongoing projects including those enabled by the Move Seattle levy.

Resources	LTD Actuals	2020 Revised	2021	2022	2023	2024	2025	2026	Total
General Fund	1,011	-	-	-	-	-	-	-	1,011
Internal Service Fees and Allocations, Outside Funding Partners	2,240	2,681	-	-	-	-	-	-	4,921
Total:	3,251	2,681	-	-	-	-	-	-	5,932
Fund Appropriations / Allocations ¹	LTD Actuals	2020 Revised	2021	2022	2023	2024	2025	2026	Total
Information Technology Fund	3,251	2,681	-	-	-	-	-	-	5,932
Total:	3,251	2,681	-	-	-	-	-	-	5,932

O&M Impacts: This CIP project represents multiple projects on behalf of Seattle Department of Transportation. Each of these projects has their own ongoing impacts.

Citywide Contract Management System

Project No:	MC-IT-C6311	BSL Code:	BC-IT-C0700
Project Type:	Discrete	BSL Name:	Capital Improvement Projects
Project Category:	New Investment	Location:	700 5th AVE
Current Project Stage:	Stage 5 - Execution (IT Only)	Council District:	Council District 3
Start/End Date:	2017 - 2021	Neighborhood District:	Downtown
Total Project Cost:	\$3,239	Urban Village:	Downtown

This project funds the development and implementation of a new Citywide solution for contracts management.

Resources	LTD Actuals	2020 Revised	2021	2022	2023	2024	2025	2026	Total
General Fund	-	263	-	-	-	-	-	-	263
Internal Service Fees and Allocations, Outside Funding Partners	300	2,687	-	-	-	-	-	-	2,987
Total:	300	2,950	-	-	-	-	-	-	3,250
Fund Appropriations / Allocations ¹	LTD Actuals	2020 Revised	2021	2022	2023	2024	2025	2026	Total
Information Technology Fund	300	2,950	-	-	-	-	-	-	3,250
Total:	300	2,950	-	-	-	-	-	-	3,250

O&M Impacts: Ongoing costs for annual software subscriptions are built into Seattle IT's operating budget.

Computing Services Architecture

Project No:	MC-IT-C3201	BSL Code:	BC-IT-C0700
Project Type:	Ongoing	BSL Name:	Capital Improvement Projects
Project Category:	New Investment	Location:	700 5th AVE
Current Project Stage:	N/A	Council District:	Council District 3
Start/End Date:	N/A	Neighborhood District:	Downtown
Total Project Cost:	N/A	Urban Village:	Downtown

This ongoing project funds the regular replacement of and major maintenance of software, computing and storage systems on behalf of City departments by Seattle IT.

Resources	LTD Actuals	2020 Revised	2021	2022	2023	2024	2025	2026	Total
Internal Service Fees and Allocations, Outside Funding Partners	17,580	3,258	1,055	1,082	1,110	1,143	1,177	1,213	27,618
LTGO Bond Proceeds	1,866	1,100	6,430	-	-	-	-	-	9,396
Total:	19,446	4,358	7,485	1,082	1,110	1,143	1,177	1,213	37,014
Fund Appropriations / Allocations¹	LTD Actuals	2020 Revised	2021	2022	2023	2024	2025	2026	Total
Information Technology Fund	19,446	4,358	7,485	1,082	1,110	1,143	1,177	1,213	37,014
Total:	19,446	4,358	7,485	1,082	1,110	1,143	1,177	1,213	37,014

O&M Impacts: This CIP project represents ongoing capital purchases to support our operating shared services projects. Ongoing impacts are built into Seattle IT's budget.

Criminal Justice Information System Projects

Project No:	MC-IT-C6304	BSL Code:	BC-IT-C0700
Project Type:	Discrete	BSL Name:	Capital Improvement Projects
Project Category:	New Investment	Location:	700 5th AVE
Current Project Stage:	Stage 5 - Execution (IT Only)	Council District:	Council District 3
Start/End Date:	2016 - 2022	Neighborhood District:	Downtown
Total Project Cost:	\$42,407	Urban Village:	Downtown

This project provides funds to plan and implement upgrades to the City's Criminal Justice Information Systems. This project was previously named the Municipal Court Information System (MCIS) Replacement project. The project was renamed in 2018 to more accurately reflect efforts beyond MCIS replacement.

Resources	LTD Actuals	2020 Revised	2021	2022	2023	2024	2025	2026	Total
General Fund	18	695	-	-	-	-	-	-	713
Internal Service Fees and Allocations, Outside Funding Partners	57	-	-	-	-	-	-	-	57
LTGO Bond Proceeds	8,369	13,192	10,000	10,076	-	-	-	-	41,637
Total:	8,444	13,887	10,000	10,076	-	-	-	-	42,407
Fund Appropriations / Allocations ¹	LTD Actuals	2020 Revised	2021	2022	2023	2024	2025	2026	Total
Information Technology Fund	8,444	13,887	10,000	10,076	-	-	-	-	42,407
Total:	8,444	13,887	10,000	10,076	-	-	-	-	42,407

O&M Impacts: Not enough information at this stage of the project.

¹Funds are appropriated through the Adopted Budget at the Budget Summary Level. All Amounts shown above are in thousands of dollars

Data Analytics Platform - Seattle Police Department

Project No:	MC-IT-C9502	BSL Code:	BC-IT-C0700
Project Type:	Discrete	BSL Name:	Capital Improvement Projects
Project Category:	New Investment	Location:	700 5th AVE
Current Project Stage:	Stage 5 - Execution (IT Only)	Council District:	Council District 3
Start/End Date:	2016 - 2021	Neighborhood District:	Downtown
Total Project Cost:	\$12,629	Urban Village:	Downtown

This project provides funding for a Data Analytics Platform (DAP) in the Seattle Police Department to consolidate and manage data provided by a variety of systems related to police calls and incidents, citizen interactions, administrative processes, training and workforce management. This project will satisfy the requirements of the Settlement Agreement with the Department of Justice.

Resources	LTD Actuals	2020 Revised	2021	2022	2023	2024	2025	2026	Total
General Fund	1,041	1,346	-	-	-	-	-	-	2,387
Internal Service Fees and Allocations, Outside Funding Partners	6,388	(1,346)	-	-	-	-	-	-	5,042
Parking Garage Disposition Proceeds	5,200	-	-	-	-	-	-	-	5,200
Total:	12,629	-	-	-	-	-	-	-	12,629
Fund Appropriations / Allocations ¹	LTD Actuals	2020 Revised	2021	2022	2023	2024	2025	2026	Total
Information Technology Fund	12,629	-	-	-	-	-	-	-	12,629
Total:	12,629	-	-	-	-	-	-	-	12,629

O&M Impacts: This project is now complete.

Data and Telephone Infrastructure

Project No:	MC-IT-C3500	BSL Code:	BC-IT-C0700
Project Type:	Ongoing	BSL Name:	Capital Improvement Projects
Project Category:	New Investment	Location:	700 5th Ave/Various
Current Project Stage:	N/A	Council District:	Council District 3
Start/End Date:	N/A	Neighborhood District:	Downtown
Total Project Cost:	N/A	Urban Village:	Downtown

This ongoing project provides funds to maintain, replace, and upgrade software and major hardware for the City's data and telephone switching systems.

Resources	LTD Actuals	2020 Revised	2021	2022	2023	2024	2025	2026	Total
Internal Service Fees and Allocations, Outside Funding Partners	25,723	6,662	1,372	1,413	1,455	1,502	1,535	1,581	41,245
LTGO Bond Proceeds	273	11,387	11,503	4,277	-	-	-	-	27,441
Total:	25,996	18,049	12,875	5,691	1,455	1,502	1,535	1,581	68,686
Fund Appropriations / Allocations ¹	LTD Actuals	2020 Revised	2021	2022	2023	2024	2025	2026	Total
Information Technology Fund	25,996	18,049	12,875	5,691	1,455	1,502	1,535	1,581	68,686
Total:	25,996	18,049	12,875	5,691	1,455	1,502	1,535	1,581	68,686

O&M Impacts: This CIP project represents ongoing capital purchases to support our operating shared services projects. Ongoing impacts are built into Seattle IT's budget.

Fiber-Optic Communication Installation and Maintenance

Project No:	MC-IT-C3600	BSL Code:	BC-IT-C0700
Project Type:	Ongoing	BSL Name:	Capital Improvement Projects
Project Category:	New Investment	Location:	VARIOUS
Current Project Stage:	N/A	Council District:	Council District 3
Start/End Date:	N/A	Neighborhood District:	Downtown
Total Project Cost:	N/A	Urban Village:	Downtown

This ongoing project provides for the installation and maintenance of a high-speed fiber-optic communication network for the City and its external fiber partners. The fiber network includes, but is not limited to, sites such as libraries, public schools, fire and police stations, community centers, and other City facilities.

Resources	LTD Actuals	2020 Revised	2021	2022	2023	2024	2025	2026	Total
Internal Service Fees and Allocations, Outside Funding Partners	40,464	5,013	4,356	4,468	4,582	4,702	4,843	4,988	73,416
Total:	40,464	5,013	4,356	4,468	4,582	4,702	4,843	4,988	73,416
Fund Appropriations / Allocations ¹	LTD Actuals	2020 Revised	2021	2022	2023	2024	2025	2026	Total
Information Technology Fund	40,464	5,013	4,356	4,468	4,582	4,702	4,843	4,988	73,416
Total:	40,464	5,013	4,356	4,468	4,582	4,702	4,843	4,988	73,416

O&M Impacts: This CIP project represents ongoing capital purchases to support our operating shared services projects. Ongoing impacts are built into Seattle IT's budget.

Human Resources Information System Replacement Project

Project No:	MC-IT-C6303	BSL Code:	BC-IT-C0700
Project Type:	Discrete	BSL Name:	Capital Improvement Projects
Project Category:	New Investment	Location:	700 5th AVE
Current Project Stage:	Stage 5 - Execution (IT Only)	Council District:	Council District 3
Start/End Date:	2017 - 2021	Neighborhood District:	Downtown
Total Project Cost:	\$4,588	Urban Village:	Downtown

This project provides initial funding to begin a multi-year initiative to re-implement or replace the HRIS, which supports the City's Payroll Processing, Human Resources, and Benefits Administration and Retirement Payroll.

Resources	LTD Actuals	2020 Revised	2021	2022	2023	2024	2025	2026	Total
General Fund	148	-	-	-	-	-	-	-	148
Internal Service Fees and Allocations, Outside Funding Partners	786	1,240	-	-	-	-	-	-	2,026
Use of Fund Balance	-	2,413	-	-	-	-	-	-	2,413
Total:	935	3,653	-	-	-	-	-	-	4,588
Fund Appropriations / Allocations ¹	LTD Actuals	2020 Revised	2021	2022	2023	2024	2025	2026	Total
Information Technology Fund	935	3,653	-	-	-	-	-	-	4,588
Total:	935	3,653	-	-	-	-	-	-	4,588

O&M Impacts: Not enough information at this stage of the project.

Next Generation Data Center

Project No:	MC-IT-C9503	BSL Code:	BC-IT-C0700
Project Type:	Ongoing	BSL Name:	Capital Improvement Projects
Project Category:	New Investment	Location:	700 5th Ave / Various
Current Project Stage:	N/A	Council District:	Council District 3
Start/End Date:	N/A	Neighborhood District:	Downtown
Total Project Cost:	N/A	Urban Village:	Downtown

This project provides a multi-year plan to upgrade and replace the City's existing data center environments. The project will replace aging data center facility systems with more efficient environments that provide increased resilience, maintainability and disaster recovery/business continuity to the City's information technology systems.

Resources	LTD Actuals	2020 Revised	2021	2022	2023	2024	2025	2026	Total
Internal Service Fees and Allocations, Outside Funding Partners	4,742	-	-	-	-	-	-	-	4,742
LTGO Bond Proceeds	34,496	-	-	-	-	-	-	-	34,496
Use of Fund Balance	403	-	-	-	-	-	-	-	403
Total:	39,641	-	-	-	-	-	-	-	39,641

Fund Appropriations / Allocations ¹	LTD Actuals	2020 Revised	2021	2022	2023	2024	2025	2026	Total
Information Technology Fund	39,641	-	-	-	-	-	-	-	39,641
Total:	39,641	-	-	-	-	-	-	-	39,641

O&M Impacts: This CIP project represents ongoing capital purchases to support our operating shared services projects. Ongoing impacts are built into Seattle IT's budget.

Permit System Integration

Project No:	MC-IT-C6305	BSL Code:	BC-IT-C0700
Project Type:	Discrete	BSL Name:	Capital Improvement Projects
Project Category:	New Investment	Location:	700 5th AVE
Current Project Stage:	Stage 5 - Execution (IT Only)	Council District:	Council District 3
Start/End Date:	2017 - 2021	Neighborhood District:	Downtown
Total Project Cost:	\$7,956	Urban Village:	Downtown

This project provides funding to develop, implement, support a cross-department platform for the City’s regulatory oversight. The platform will provide internal and external stakeholders with streamlined processes and accessibility. In addition, the project seeks to automate labor-intensive processes while establishing tracking and reporting of performance metrics.

Resources	LTD Actuals	2020 Revised	2021	2022	2023	2024	2025	2026	Total
General Fund	2,112	-	-	-	-	-	-	-	2,112
Internal Service Fees and Allocations, Outside Funding Partners	2,265	3,578	-	-	-	-	-	-	5,843
Total:	4,378	3,578	-	-	-	-	-	-	7,956
Fund Appropriations / Allocations ¹	LTD Actuals	2020 Revised	2021	2022	2023	2024	2025	2026	Total
Information Technology Fund	4,378	3,578	-	-	-	-	-	-	7,956
Total:	4,378	3,578	-	-	-	-	-	-	7,956

O&M Impacts: Ongoing costs are built into Seattle IT's operating budget.

Public Safety Tech Equipment

Project No:	MC-IT-C9301	BSL Code:	BC-IT-C0700
Project Type:	Discrete	BSL Name:	Capital Improvement Projects
Project Category:	New Investment	Location:	700 5th Ave
Current Project Stage:	Stage 2 - Initiation, Project Definition, & Planning	Council District:	Council District 3
Start/End Date:	2019 - 2021	Neighborhood District:	Downtown
Total Project Cost:	\$6,103	Urban Village:	Downtown

This project provides funds to maintain, replace, and upgrade technology equipment for the City's public safety departments.

Resources	LTD Actuals	2020 Revised	2021	2022	2023	2024	2025	2026	Total
Internal Service Fees and Allocations, Outside Funding Partners	-	781	-	-	-	-	-	-	781
LTGO Bond Proceeds	115	4,486	-	-	-	-	-	-	4,601
Use of Fund Balance	-	721	-	-	-	-	-	-	721
Total:	115	5,988	-	-	-	-	-	-	6,103
Fund Appropriations / Allocations ¹	LTD Actuals	2020 Revised	2021	2022	2023	2024	2025	2026	Total
Information Technology Fund	115	5,988	-	-	-	-	-	-	6,103
Total:	115	5,988	-	-	-	-	-	-	6,103

O&M Impacts: N/A.

Seattle Channel Maintenance and Upgrade

Project No:	MC-IT-C4400	BSL Code:	BC-IT-C0700
Project Type:	Ongoing	BSL Name:	Capital Improvement Projects
Project Category:	New Investment	Location:	600 4th AVE
Current Project Stage:	N/A	Council District:	Council District 7
Start/End Date:	N/A	Neighborhood District:	Downtown
Total Project Cost:	N/A	Urban Village:	Downtown

This ongoing project provides funds to maintain, replace, and upgrade the cablecasting and production systems for the Seattle Channel.

Resources	LTD Actuals	2020 Revised	2021	2022	2023	2024	2025	2026	Total
Internal Service Fees and Allocations, Outside Funding Partners	3,093	194	337	345	354	363	372	384	5,443
Total:	3,093	194	337	345	354	363	372	384	5,443
Fund Appropriations / Allocations ¹	LTD Actuals	2020 Revised	2021	2022	2023	2024	2025	2026	Total
Information Technology Fund	3,093	194	337	345	354	363	372	384	5,443
Total:	3,093	194	337	345	354	363	372	384	5,443

O&M Impacts: This CIP project represents ongoing capital purchases to support our operating shared services projects. Ongoing impacts are built into Seattle IT's budget.

Seattle Municipal Tower Remodel - IT

Project No:	MC-IT-C9501	BSL Code:	BC-IT-C0700
Project Type:	Discrete	BSL Name:	Capital Improvement Projects
Project Category:	Improved Facility	Location:	700 5th AVE
Current Project Stage:	Stage 5 - Execution (IT Only)	Council District:	Council District 3
Start/End Date:	2016 - 2020	Neighborhood District:	Downtown
Total Project Cost:	\$15,454	Urban Village:	Downtown

This project continues a multi-year CIP program to acquire, renovate, and expand space for the consolidated Seattle IT department.

Resources	LTD Actuals	2020 Revised	2021	2022	2023	2024	2025	2026	Total
Internal Service Fees and Allocations, Outside Funding Partners	6,796	1,300	-	-	-	-	-	-	8,096
LTGO Bond Proceeds	4,885	1,000	-	-	-	-	-	-	5,885
Use of Fund Balance	708	765	-	-	-	-	-	-	1,473
Total:	12,389	3,065	-	-	-	-	-	-	15,454
Fund Appropriations / Allocations ¹	LTD Actuals	2020 Revised	2021	2022	2023	2024	2025	2026	Total
Information Technology Fund	12,389	3,065	-	-	-	-	-	-	15,454
Total:	12,389	3,065	-	-	-	-	-	-	15,454

O&M Impacts: No O&M Impacts for 2021-2026 Budget.

SPD Body Worn Video

Project No:	MC-IT-C9300	BSL Code:	BC-IT-C0700
Project Type:	Discrete	BSL Name:	Capital Improvement Projects
Project Category:	New Investment	Location:	700 5th AVE
Current Project Stage:	Stage 6 - Closeout	Council District:	Council District 3
Start/End Date:	2016 - 2018	Neighborhood District:	Downtown
Total Project Cost:	\$2,597	Urban Village:	Downtown

The project includes the procurement and implementation of the Seattle Police Department's body-worn camera program. The project includes funding for equipment, operating and maintenance costs, and personnel costs for 2017 and 2018. Additional staff resources will be identified once a system is selected through the RFP process. SPD plans to issue the first cameras to patrol officers in early 2017. SPD developed a proposed approach for implementation, largely informed by the pilot program conducted in 2015.

Resources	LTD Actuals	2020 Revised	2021	2022	2023	2024	2025	2026	Total
Federal Grant Funds	516	-	-	-	-	-	-	-	516
General Fund	2,080	-	-	-	-	-	-	-	2,080
Total:	2,597	-	-	-	-	-	-	-	2,597
Fund Appropriations / Allocations ¹	LTD Actuals	2020 Revised	2021	2022	2023	2024	2025	2026	Total
Information Technology Fund	2,597	-	-	-	-	-	-	-	2,597
Total:	2,597	-	-	-	-	-	-	-	2,597

O&M Impacts: This project is now complete.

Workers' Compensation System Replacement Project

Project No:	MC-IT-C6309	BSL Code:	BC-IT-C0700
Project Type:	Discrete	BSL Name:	Capital Improvement Projects
Project Category:	New Investment	Location:	700 5th AVE
Current Project Stage:	Stage 6 - Closeout	Council District:	Council District 3
Start/End Date:	2017 - 2020	Neighborhood District:	Downtown
Total Project Cost:	\$1,157	Urban Village:	Downtown

This project funds the development and implementation of an improved worker's compensation system.

Resources	LTD Actuals	2020 Revised	2021	2022	2023	2024	2025	2026	Total
General Fund	326	-	-	-	-	-	-	-	326
Internal Service Fees and Allocations, Outside Funding Partners	32	799	-	-	-	-	-	-	831
Total:	358	799	-	-	-	-	-	-	1,157
Fund Appropriations / Allocations¹	LTD Actuals	2020 Revised	2021	2022	2023	2024	2025	2026	Total
Information Technology Fund	358	799	-	-	-	-	-	-	1,157
Total:	358	799	-	-	-	-	-	-	1,157

O&M Impacts: N/A.

Appendices

Appendix A: New or Expanded Capital Facilities

Department of Finance and Administrative Services

Project ID	Project Name	Project Capacity	Project Location	2021 Budget*
MC-FA-SFDVENT	Fire Stations Ventilation Upgrades	This BIP is in response to a complaint that was filed to Washington State Labor and Industries. It corrects ventilation deficiencies at 11 facilities to improve safety standards for firefighters, which will bring the facilities into conformance with the Washington Administrative Code.	Multiple	\$180

**Amounts in thousands of dollars.*

Appendix A: New or Expanded Capital Facilities

Seattle City Light

Project Name	Project ID	Project Capacity	Project Location	2020 Budget*
MC-CL- XB6351	Boundary Powerhouse - Unit 51 Generator Rebuild	Rationale: The Unit 51 generator at Boundary is the original installation and its typical 30-year life expectancy has expired. It has accelerated deterioration of its windings caused by thermocycling (frequent startup and shutdowns of the generator, resulting in more pronounced temperature fluctuations). Failure of a generator can cause lost revenue, which during runoff could be many millions of dollars. Additionally, a failure may cause a fire and set off the fire extinguishing system, which would expose the powerhouse and its personnel to safety risks inherent with fire, smoke, and carbon dioxide (CO2) discharge for fire suppression. A rewind also allows for an updated insulation design that will permit the use of water as a fire protection system, providing an improvement in worker safety. Also, if the technology is advanced sufficiently by the time of the rewind, we may add a rotor mounted scanner or other diagnostic equipment. Alternative(s): Defer work indefinitely.	10382 Boundary Rd, Metaline, WA 99153	\$242
MC-CL- XB6353	Boundary Powerhouse - Unit 54 Generator Rebuild	Rationale: The Unit 54 generator at Boundary is the original installation and its typical 30-year life expectancy has expired. It has accelerated deterioration of its windings caused by thermocycling (frequent startup and shutdowns of the generator, resulting in more pronounced temperature fluctuations). Failure of a generator can cause lost revenue, which during runoff could be many millions of dollars. Additionally, a failure may cause a fire and set off the fire extinguishing system, which would expose the powerhouse and its personnel to safety risks inherent with fire, smoke, and carbon dioxide (CO2) discharge for fire suppression. A rewind also allows for an updated insulation design that will permit the use of water as a fire protection system, providing an improvement in worker safety. Also, if the technology is advanced sufficiently by the time of the rewind, we may add a rotor mounted scanner or other diagnostic equipment. Alternative(s): Defer work indefinitely.	10382 Boundary Rd, Metaline, WA 99153	\$4,652

*Amounts in thousands of dollars.

Appendix A: New or Expanded Capital Facilities

MC-CL- XB6401	Boundary Facility - Minor Improvement s Program	Rationale: Setting up and monitoring separate capital projects entails considerable administrative costs which may unreasonably increase the cost of small projects, even when identified in advance. Covering such projects under the emergent project program allows for accountability and tracking at the subproject level, with minimal overhead costs. A recent example is a FERC requirement for a mobile emergency generator as a redundant source of power to open spill and sluice gates. Project Weighted Rating-40.8, Primary Rationale-Varies Alternative(s): The only alternative for emergent projects is to find some other way to fund emergency needs that arise. Usually, for capital projects, this involves emergency appropriations involving the passage of special City ordinances, among other things. The time required to cut through the red tape of special appropriations could be prohibitively long, given that the needs that arise are either of an emergency nature or cannot be predicted. The only alternative for planned small capital projects is to secure separate budgeting for each one by putting each small project into the same administrative league as multi-million dollar projects.	10382 Boundary Rd, Metaline, WA 99153	\$1,569
MC-CL- XB6493	Boundary Powerhouse Generator Step-up Transformer Replacement	Rationale: Design to begin in 2010. Closeout in 2017. First transformer delivered in 2012. Alternative(s): An alternative approach would be to repair or replace units as they fail from deferred maintenance. This approach would eventually result in a significant loss of revenue and/or fines from a regulatory agency. Accepting the risk of failure would not be in the best interest of the utility. Having a spare unit onsite would prevent such failures.	10382 Boundary Rd, Metaline, WA 99153	\$3,804
MC-CL- XB6535	Boundary Powerhouse - Unit 52 Generator Rebuild	Rationale: This project is part of the Utility's Generator Rebuild Program, a series of projects to maintain and extend the useful life of the Utility's aging generators. The program rebuilds ten generators, accounting for 70 percent of City Light's generating capability. Alternative(s): No Alternatives Provided.	Boundary Rd, Metaline, WA 99153	\$3,104
MC-CL- XB6565	Landis and Gyr RTU Modernizatio n Boundary, Cedar Falls and Skagit	Rationale: Replace failing gear with new. Alternative(s): No Alternatives Provided.	Boundary, Skagit and Cedar Falls power facilities	\$271
MC-CL- XB6566	Boundary - DC Battery System & Charge Modernizatio n	Rationale: No Rationale Provided. Alternative(s): No Alternatives Provided.	Boundary Rd, Metaline, WA 99153	\$713

**Amounts in thousands of dollars.*

Appendix A: New or Expanded Capital Facilities

MC-CL- XB6603	Boundary - Unit 56 Exciter Replacement	Rationale: The existing exciter is not rated for continuous operation at the new increased capacity of Unit 56. Alternative(s): None.	Boundary Rd, Metaline, WA 99153	\$47
MC-CL- XB6987	Boundary - Licensing Mitigation	Rationale: In order to continue to operate the facility, the City must obtain a new FERC license. The decision to apply for a new license has been made and we have embarked on the default FERC licensing process, the Integrated License Process (ILP). While the cost of attaining a new license to operate Boundary Dam is very significant, Boundary provides anywhere from 25% to 40% of SCL's power requirements and produces power at a cost significantly below the market rate. The plant's operations are shaped to deliver power during peak-load hours, an operating regime that allows the City to meet continued service area load growth and provide regional system reliability. For these reasons, the Utility has determined that obtaining a new license is a priority and we are confident that it will continue to be a cost effective source of renewable power for the City. Alternative(s): No Alternatives Provided.	10382 Boundary Rd, Metaline, WA 99153	\$25,386

**Amounts in thousands of dollars.*

Appendix A: New or Expanded Capital Facilities

MC-CL- XC6358	Cedar Falls Powerhouse - Penstock Stabilization	<p>Rationale: At their upper ends, the two parallel penstocks cross the river on a concrete arch bridge. This bridge was built in 1914 and a 1 inch layer of shot Crete has flaked off the bridge in several locations. A structural analysis of the bridge, performed by Woodward-Clyde Consultants, revealed that the bridge would not stand up to the Maximum Credible Earthquake, which would be approximately 7.5 on the Richter scale. The dam above the bridge is strong enough to withstand that size of an earthquake. Loss of this bridge would shut off water supply to the powerhouse. Penstock 5 goes over another bridge where a steel trestle that also is seismically unfit needs some additional support. High flows in the river during a flood caused erosion under Penstock 6 and subsequently three of the support saddles settled and lost contact with the steel pipe. Through the years other support saddles have also settled or cracked and lost their ability to hold the penstocks. The exterior coating on the pipes needs restoration in the areas where the penstocks are buried. All these problems have the potential to stop power production at Cedar Falls. Just as important, serious damage will most likely occur to the environment and Seattle's water supply if any of the penstock support structures are allowed to fail. A break of one or both of the penstocks will jeopardize the City's ability to fulfill its obligation to regulate fish flows in the Cedar River. For more on this topic, please see the Notes section. Regular inspections have also revealed that the cement mortar lining in the 78 inch diameter pipes is falling off in places, and that hundreds if not thousands of rivets holding the pipes together are corroding. Neither of these two problems threatens the penstocks at this time and we can defer their repair for several more years. Alternative(s): Defer the work indefinitely and risk catastrophic failure that would curtail energy generation for an extended time period. Such a failure would be harmful to fish runs and jeopardize Seattle's water supply.</p>	19901 Cedar Falls Rd SE, North Bend, WA 98045	\$82
------------------	--	---	--	------

**Amounts in thousands of dollars.*

Appendix A: New or Expanded Capital Facilities

MC-CL- XC6406	Cedar Falls/South Fork Tolt - Minor Improvements Program	Rationale: Setting up and monitoring separate capital projects entails considerable administrative costs which may unreasonably increase the cost of small projects, even when identified in advance. Covering such projects under the emergent project program allows for accountability and tracking at the subproject level, with minimal overhead costs. A recent example is the replacement of an Oil-filled Transformer. Project Weighted Rating-40.8, Primary Rationale-Varies Alternative(s): The only alternative for emergent projects is to find some other way to fund emergency needs that arise. Usually, for capital projects, this involves emergency appropriations involving the passage of special City ordinances, among other things. The time required to cut through the red tape of special appropriations could be prohibitively long, given that the needs that arise are either of an emergency nature or cannot be predicted. The only alternative for planned small capital projects is to secure separate budgeting for each one by putting each small project into the same administrative league as multi-million dollar projects.	19901 Cedar Falls Rd SE, North Bend, WA 98045	\$561
MC-CL- XC6450	Cedar Falls Powerhouse - Unit 5/6 Generator Protective Relay	Rationale: The present generator protection is outdated and lacks some basic protection elements to protect it from abnormal frequency and voltages. The existing relay does not meet the North American Electric Reliability Council (NERC) and the Western Electricity Coordinating Council (WECC) regional requirements for maintaining the generator in-service during system disturbances. This deficiency was identified as part of the NERC/WECC compliance program, and has been scheduled for replacement as part of a prioritized program along with other outmoded technology present in SCL's aging infrastructure. Alternative(s): 1. Do the project described. 2. Do Nothing. This is not considered to be a viable approach since the present generator protection scheme does not meet the ANSI/IEEE Standard or the WECC/NERC regional requirements for the protection of generators.	19901 Cedar Falls Rd SE, North Bend, WA 98045	\$1,343
MC-CL- XC6573	Cedar Falls - Bank 6 Replacement	Rationale: This project improves generation reliability by replacing this critical transformer prior to failure. It will also enhance overall operational performance since new transformers are more efficient, have more environmental protections, and require less maintenance. Alternative(s): The only alternative to this project is to run the transformer to failure which would necessitate an emergency project to replace it.	Cedar Falls	\$4,280
MC-CL- XC6625	Cedar Falls Rehabilitation	Rationale: No Rationale Provided. Alternative(s): No Alternatives Provided.	Cedar Falls	\$150

**Amounts in thousands of dollars.*

Appendix A: New or Expanded Capital Facilities

MC-CL- XF8389	Special Work Equipment - Shops	<p>Rationale: This project provides new tools and work equipment to replace outdated equipment. The project updates technical systems to current standards, as our current transformer test equipment relies on out dated computer equipment and programming that is no longer supported. Some equipment does not meet latest safety standards. Other equipment is no longer supported by replacement parts or can no longer be repaired to provide accurate cutting, bending, etc. Some equipment needs to be updated to provide for increased production or size of stock material worked. Other equipment needs updated programming to provide for the latest technology advancements. The project ensures the transformers CL purchases and installs are safe and will last up to and beyond the average life span. It also ensures that we receive what we paid for, as specified, and that it will fit our system without problems such as oil leaks, incorrect voltage, and non-functional safety interlocks, etc. Replacing shop special tools and equipment will allow customer service enhancements by providing newer technology for more accurate fabrication of parts and other shop made items, safer tools to use, and newer equipment with more safeguards built in. Alternative(s): The recommended alternative would be to fully fund the special tool requests. This option would allow for the stated goals to be realized. Alternatives to funding special tools budget for shops are to not fund it or to fund at a lower level. Both of these options would slow production and would impact the opportunity to effectively serve the shops customers. It could also impact safety and injury rates where older equipment is less efficient and less ergonomic, requiring more repetitive motion and more labor with less automation.</p>	System wide	\$292
MC-CL- XF9006	Safety Modification s	<p>Rationale: Project 9006 was established to correct imminent and critical safety hazards not covered by divisional budgets. Investments will lower the risk of WA State compliance penalties and possible costs related to employee or customer injuries. Alternative(s): 1. Complete the projects as they emerge within established budget. Proactive response reduces the risk of employee and customer injuries, and related costs, as well as potential non-compliance penalties. 2. Do not fund project. This may leave significant safety problems unresolved, leading to increased compliance penalties. 3. Defer the project. The impact is similar to alternative 2 above, and also results in a continual growth of open and unfunded safety projects.</p>	Citywide	\$2,216

**Amounts in thousands of dollars.*

Appendix A: New or Expanded Capital Facilities

MC-CL- XF9007	Miscellaneous Building Improvements	Rationale: Setting aside contingency funds specifically to deal with unforeseen conditions and opportunities openly recognizes the uncertainties of planning. Individual project budgets are commonly inflated to cover emergencies, however a more prudent and candid means of dealing with unexpected occurrences is to budget specifically for emergent issues and then work to steadily reduce the emergency budget through proactive maintenance and scheduled replacements. Alternative(s): 1. Fund the 9007 program. 2. Don't fund the 9007 program and add a contingency factor to other budgets. 3. Adjust the criteria used to define emergency conditions. 4. Strictly control project objectives from conceptual planning through project implementation.	Citywide	\$534
MC-CL- XF9072	Building Envelope Upgrades	Rationale: Proactively replacing waterproofing elements on building exteriors averts costly structural damage and prevents the growth of toxic mold inside wall cavities and ceiling spaces that can easily render a building uninhabitable. In extreme cases the building has to be completely demolished and rebuilt in order to eradicate mold. Performing emergency repairs during storm season is extremely expensive if it can be done at all. Emergency repairs also disrupt utility operations, typically at the most inopportune time. Alternative(s): 1. Fund program 9072. 2. Don't fund program 9072 and reduce building condition expectations. 3. Bundle a range of building envelope replacements into large ad hoc programs in the future when maintenance costs become prohibitive. 4. Incorporate roofing and weatherizing from a larger, more generalized fund that addresses the needs of all building systems together. 5. Increase the operations and maintenance budget and attempt to extend systems beyond their designed lifetime.	500 Newhalem Creek Rd, Marblemount, WA 98267	\$1,665

**Amounts in thousands of dollars.*

Appendix A: New or Expanded Capital Facilities

MC-CL- XF9101	Equipment Fleet Replacement	<p>Rationale: As mobile equipment ages, it reaches a point where it becomes more economical to replace the equipment than to continue to repair it. In the past, the mobile equipment fleet coordinator used a twenty year replacement plan to maintain City Light's vehicle pool. Due to replacement deferrals starting in the mid 90's and the budget cuts which began in 2000, that replacement plan by necessity was revised. We are now faced with replacing fleet on an as needed basis. That priority is to replace the most often used, specialized, or critical equipment to the Utility, or the most costly to maintain and least reliable vehicles first. To get back to an established plan will require seven plus years of enhanced financing. A seven year recovery plan requires \$10 million annually. That plan has been underfunded for 15 years. The planned annual purchases, per the twenty year plan for the heavy fleet equates to approximately \$8 million per year. That \$10 million replaces the equipment that normally needs to be replaced every year and addresses some of the equipment that has been deferred. The proposed \$10 million will not fully cover inflation and the increasing cost of materials as many purchases now have a steel surcharge added. There are also added emissions requirements for the coming years starting in 2007. This will require about \$10,000 per diesel engine along with design changes to accommodate space for higher heat and larger exhaust pipes. The Memorandum of Understanding between the Fleet Management Department (FMD) and Seattle City Light (SCL) regarding financing and management of the City Light Fleet states on June 22, 1998, the City Council adopted Resolution 29771. In that resolution is reference to Timely Replacement of Vehicles. The recommendation is to replace vehicles in a timely manner, when fully depreciated.</p> <p>Alternative(s): The recommended alternative is to address the backlog of City Light vehicles, heavy and light fleet, on a plan spread over 7 or more years (a \$30 million backlog currently on a \$130 million fleet) A second plan would be to not purchase fleet vehicles. This option would result in paying both higher maintenance costs for worn out vehicles and higher rental costs both for specialized vehicles and daily use vehicles currently at \$2 million annually. It also has safety ramifications when considering malfunctions and inopportune breakdowns. A third plan would be to continue to not address the back log but replace on an as needed basis. This plan requires more rental costs and time loss due to equipment down time. It also does not address the need to be more fuel efficient and environmentally friendly. This plan to replace only as needed would be less</p>	System wide	\$6,121
------------------	-----------------------------------	--	-------------	---------

**Amounts in thousands of dollars.*

Appendix A: New or Expanded Capital Facilities

MC-CL- XF9103	Office Furniture and Equipment Purchase	reliable for tracking or budgeting. Address the back log through a sevenh year or longer plan.	System wide	\$465
		Rationale: Workplace and process improvements completed under program 9159, plus ongoing organizational change, require the purchase of office furniture and equipment in order to achieve the project objectives. Each year Utility Support Services completes approximately 450 service requests requiring furniture reconfiguration, at least a third of which involve ergonomic corrections. Alternative(s): 1. Fund program 9103. 2. Don't fund program 9103 and purchase all office furnishings and equipment from the O&M budget. 3. Maintain office furniture until it can no longer be sustained in acceptable condition and then replace in total with a future ad hoc program.		
MC-CL- XF9107	North and South Service Center Improvement s	Rationale: The purpose of the proposed subprojects, SSC locker room remodeling, NSC building on the main site, and the SSC yard study, is to improve each facility in support of the assigned staff/crews. Results include improved efficiency and reduced maintenance. Planning in the employee parking lot is necessary since an off-ramp will be constructed over a portion of the lot. The SSC yard study subproject includes planning for the revisions needed when the off ramp is built from the Spokane Street Viaduct to 4th Avenue South. The off ramp is to be placed over the employee parking lot. Alternative(s): 1. Continue the improvements as proposed. 2. Defer improvements. 3. Replace the service centers with state-of-the-art facilities. 4. Do no improvements until the service center is unusable and then replace the asset.	Outside City of Seattle	\$1,560
MC-CL- XF9134	Seismic Mitigation	Rationale: Several seismic surveys of City Light facilities have been done in past years. Some of the deficiencies were corrected; usually as part of a major construction program, however many of the deficiencies remain. Our structural engineering unit has an unscheduled plan to review prior surveys and release a prioritized corrective action plan. Plan implementation funding will be considered at the next budget cycle, or earlier, by special appropriation. Alternative(s): 1. Budget for emergent projects is recommended until the above action plan is in place. 2. Take no corrective action. 3. Contract for a comprehensive seismic study. Include cost estimates and a firm schedule requirement in the study results. Initiate a program of projects to make corrections.	Outside City of Seattle	\$1,364

**Amounts in thousands of dollars.*

Appendix A: New or Expanded Capital Facilities

MC-CL- XF9151	Facilities Regulatory Compliance	Rationale: Before City Light property is sold the area must be evaluated for any contamination. This project allows each property to be thoroughly investigated for contamination. Alternative(s): The alternative is to pass on contaminated properties to new owners and therefore incur long standing environmental liability.	500 Newhalem Creek Rd, Marblemoun t, WA 98267	\$340
MC-CL- XF9152	Environment al Safeguarding and Remediation of Facilities	Rationale: Statutory fines for mishandling or releasing hazardous and dangerous materials can reach tens of thousands of dollars per day and civil liability claims for damages stemming from a release or spill can reach into the millions. More important is City Light's position, as a responsible member of the community, to safeguard the environment. Alternative(s): 1. Fund Program 9152. 2. Don't fund Program 9152 and address environmental issues as directed by environmental agencies using O&M funds. 3. Incorporate money in other capital projects to address environmental issues. 4. Shift risk by outsourcing or by purchasing environmental insurance.	Outside City of Seattle	\$190
MC-CL- XF9159	Workplace and Process Improvement	Rationale: This program defines a separate workplace improvement element devoted specifically to integrate people and processes within the built environment as opposed to the long term strategic asset management focus of other facilities programs. Projects proposed under this program are justified based on an asset life cycle that is typically shorter than that used for replacement or improvement of building elements serving multiple and varied work groups and processes. Implement properly authorized process improvement projects within one month of the agreed upon completion date. Alternative(s): 1. Fund Program 9159. 2. Eliminate Program 9159 and expense business function support projects. 3. Force individual business units to budget for their own improvements and institute a charge back system to bill them for materials and outsourced labor.	System wide	\$1,050
MC-CL- XF9161	Substation Comprehensi ve Improvement s	Rationale: 1. Reduce the risk to communications equipment and power network controls in order to sustain City Light's historically high system reliability. 2. Reduce workplace complaints among substation staff so that City Light maintains its harmonious relationship with electrical workers. Alternative(s): 1. Fund Program 9161. 2. Eliminate Program 9161 and make limited scope improvements in reaction to critical situations. 3. Eliminate Program 9161 and fund substation improvements out of other programs. 4. Make no improvements and finance increasing risk through insurance. 5. Eliminate Program 9161 and complete substation improvements as an O&M expense.	System wide	\$295

**Amounts in thousands of dollars.*

Appendix A: New or Expanded Capital Facilities

MC-CL- XF9235	Denny Substation Tenant Improvements	Rationale: The Seattle Design Commission operating under the guidelines set forth by the Urban Design Merit program unanimously approved the construction of the Denny Substation Project with the condition that the two shell spaces be developed as neighborhood enhancements. As stipulated by the Design Commission, the spaces shall be funded by the Capital Improvement Program, be fully programmed as part of the Denny Substation project and address any mitigation associated with vacating Pontius street. Alternative(s): Alternatives to not moving forward with this project would impact the overall Denny Substation Project - as it would impact the ability to vacate Pontius Street - which is critical to developing the planned Denny Substation for efficient layout of the yard and substation equipment. Options for the community center and the learning center are being explored through best value and benefit to the community and neighborhood, and City Light customers.	Valley Street	\$12
MC-CL- XF9320	Energy Conservation	Rationale: Energy reduction is a Department and City goal. SCL Conservation Unit's energy audits of our facilities will identify a program of projects to accomplish these goals. With documented savings, there will be recovery of some of the costs from BPA. Alternative(s): Do nothing. Continue to consume energy at existing levels.	System wide	\$286
MC-CL- XP6102	Special Work Equipment - Generation Plant	Rationale: Special equipment needs and new tooling frequently arise on an unpredictable basis. Technology obsolescence and evolution, which are not easily predicted, also play a part in replacement. This project provides some financial coverage for meeting these needs on a first-come, first serve basis. Without this authority, funding for special tooling and equipment would not be readily available and could take months to acquire. This category of acquisition often provides rapid payoff in terms of the efficiency of work execution. Alternative(s): The only alternative is to find some other way to fund special equipment needs that arise. For capital projects, this usually involves emergency appropriations involving the passage of special City ordinances. The time required for special appropriations could be prohibitively long when needs can not always be predicted or arise sometimes from an emergency nature.	Outside City of Seattle	\$922

**Amounts in thousands of dollars.*

Appendix A: New or Expanded Capital Facilities

MC-CL-XP6530	Hydro Project Spill Containment	Rationale: The project will implement upgrades that will either prevent spills, from oils, greases, fuels and other petroleum products, through process improvements and equipment replacement, or provide additional containment capacity for accidental spills. Options for reducing spills include replacing oil filled transformers with dry type transformers, building larger containment basins around oil filled equipment, reconfiguring powerhouse sumps to separate potentially oily water from non-oily water, installing oil/water separators on transformer and generator cooling water systems, and replacing greased valve bushings with greaseless bushings. Because each powerhouse is unique, different solutions will be designed and implemented at each facility. Alternative(s): No Alternatives Provided.	Outside City of Seattle	\$180
MC-CL-XP6990	Endangered Species Act Mitigation	Rationale: This project protects and restores fisheries habitat in the Skagit and Tolt basins by implementing the Endangered Species Program for recovery of listed fish species that are potentially affected by City Light projects. The project scope includes land purchase, restoration, assessment, and management. The ESA prohibits harming listed species and their habitat. SCL's facilities impact these species since the dams have changed the downstream hydrology, affecting the rearing and spawning habitat for Chinook, and rearing habitat for bull trout and steelhead. When SCL lowers the flow to reduce generation (load following), thousands of chinook juveniles may be adversely affected. In addition, the Skagit Project separates the bull trout population into four distinct populations. Concerns have also been expressed about interference with access to spawning areas resulting from lower reservoir levels and the potential of entraining bull trout. Since SCL's licenses for the Skagit and Tolt were issued prior to the listing, they provide no protection for third party lawsuits under ESA. We have no "take" permit. SCL licenses can also be reopened by Federal agencies, e.g. the U.S. Fish and Wildlife Service, seeking additional measures to protect and restore the listed species. Alternative(s): 1. Complete the projects envisaged by the City Council and incorporated into the Recovery Plans for each basin and work to obtain legal protection. 2. Complete projects as budgeted, extending the timeframe. 3. Terminate the project at current expenditure levels. This would result in failure to carry out a Council and Executive mandate and increase the Department's liability under the ESA. We would not be able to obtain legal protection.	Outside City of Seattle	\$1,134

**Amounts in thousands of dollars.*

Appendix A: New or Expanded Capital Facilities

MC-CL- XS6373	Ross Dam - AC/DC Distribution System Upgrade	Rationale: The operation of critical components of the dam, such as gates, valves, and lighting, depend on the power distribution system. The electrical system is 50 years old and has been in service beyond its normal life expectancy. Extra space for breakers is not available, cable insulation is starting to strip, and the existing gear is not approved for lockout/tagout requirements. Presently there is a risk of losing power to the dam spillgates. New conduit and conductors will improve reliability of spillgate operations and other dam operations requiring electric power. New electrical equipment, new lighting, and the addition of emergency lighting will allow staff greater operational flexibility, safety, and efficiency. Alternative(s): Doing nothing will result in eventual loss of control of motors and valves used for water spill control and could cause the dam to be overtopped. Maintaining power to operational components on the dam (for instance the spillgate) is needed to ensure the operation of Ross, which provides an average of 100 megawatts.	Milepost 128 State Highway 20	\$1,898
MC-CL- XS6405	Skagit Facility - Minor Improvement s Program	Rationale: Emergent capital projects are, by definition, unpredictable. This project provides some financial coverage for such projects on a first-come, first serve basis. Without this authority, funding for emergency work would not be readily available, and could take months to acquire. Setting up and monitoring separate capital projects entails considerable administrative costs which may unreasonably increase the cost of small projects, even when identified in advance. Covering such projects under the emergent project program allows for accountability and tracking at the subproject level, with minimal overhead costs. A recent example is Emergency Generators for the Wastewater Treatment Plants. Project Weighted Rating-40.8, Primary Rationale-Varies Alternative(s): The only alternative for emergent projects is to find some other way to fund emergency needs that arise. Usually, for capital projects, this involves emergency appropriations involving the passage of special City ordinances, among other things. The time required to cut through the red tape of special appropriations could be prohibitively long, given that the needs that arise are either of an emergency nature or cannot be predicted. The only alternative for planned small capital projects is to secure separate budgeting for each one by putting each small project into the same administrative league as multi-million dollar projects.	500 Newhalem Creek Rd, Marblemoun t, WA 98267	\$2,176
MC-CL- XS6479	Newhalem - Generator 20/Support Facility Rebuild	Rationale: No Rationale Provided. Alternative(s): 1. Repair facility for future generation. 2. Remove facility and return river to previous condition. 3. Move or rebuild facility to take advantage of additional head. 4. Do nothing.	500 Newhalem Creek Rd, Marblemoun t, WA 98267	\$378

**Amounts in thousands of dollars.*

Appendix A: New or Expanded Capital Facilities

MC-CL- XS6483	Diablo Facility - Lines Protection Upgrades	Rationale: No Rationale Provided. Alternative(s): No Alternatives Provided.	Milepost 126 State Highway 20	\$78
MC-CL- XS6515	Skagit Facility Conservation	Rationale: No Rationale Provided. Alternative(s): 1. Do nothing. 2. Perform work as detailed.	Newhalem Creek Rd, Marblemoun t WA 98267	\$259
MC-CL- XS6520	Skagit Facilities Plan	Rationale: The Skagit FERC Licensing agreement requires SCL to meet Section 106 of the National Historic Preservation Act of 1966, to take into account the effects of SCL's undertakings on historic properties. Additionally, the Skagit Licensing Agreement requires SCL to implement a historic resource mitigation and management plan demonstrating proper management of these resources. The Skagit Facilities Plan is SCL's commitment to meeting this licensing agreement requirement and results in better management of the overall resources and better operations and maintenance of the overall assets. Alternative(s): See the separate Skagit Facilities Plan that addresses alternatives. The alternatives include doing nothing, which does not conform to the FERC licensing requirements, and compromises our facilities as an asset to our power production operations and our civic and cultural stewardship responsibilities. The alternative to increase O&M resources (labor and budgets) is another option. This option improves facilities that are not required to meet program needs (improvements to vacant buildings).	Newhalem Creek Rd, Marblemoun t, WA 98267	\$526
MC-CL- XS6540	Skagit - Boat Facility Improvement s	Rationale: Design and construct several new structures to support industrial and recreational boat operations on our Skagit reservoirs. Structures to include a new tour dock, new dry dock, additions to the existing boat houses and a new barge landing in Diablo. Alternative(s): No Alternatives Provided.	Newhalem Creek Rd, Marblemoun t, WA 98267	\$899
MC-CL- XS6562	Ross - Governors	Rationale: The project will be best coordinated with the Bank 44 and 42 replacement projects in order to take advantage of the same outage. Alternative(s): No Alternatives Provided.	Ross Powehouse	\$350

**Amounts in thousands of dollars.*

Appendix A: New or Expanded Capital Facilities

MC-CL- XS6581	Gorge - 240V AC Station Service Switchgear Replacement	Rationale: Recent changes in regulations and City Light policies related to electrical "arc flash" hazards have changed how operators and electrical constructors approach operation and maintenance of some high and low voltage electrical devices. Power Production electrical engineering has identified high voltage equipment inside Gorge Switchyard that is difficult to operate in compliance with these new rules. This project installs replacement equipment that can be remotely operated improving safety and efficiency. Alternative(s): A no action alternative was dismissed as it would jeopardize worker safety.	Milepost 121 Stte Highway 20	\$137
------------------	--	---	------------------------------------	-------

**Amounts in thousands of dollars.*

Appendix A: New or Expanded Capital Facilities

MC-CL- XS6610	Diablo Dam - Spill Gate Trunnion Upgrades	<p>Rationale: FERC requires the floodgates on the dams be demonstrated regularly. Gates 2, 3, 14 and 15 at Diablo Dam were tested per FERC requirements in July 2013. Gate 2 trunnion had the highest friction of those tested. Along with the high numeric values there was mechanical noise from the trunnion when the gate was operated. Gate 2 was LOTO'd, and in 2014 the trunnion was disassembled, inspected and found to be deteriorated. The trunnion pins were cleaned of corrosion, the bronze bushing was replaced with like-kind new materials, and the unit was reassembled and tested successfully. After repairs to gate 2, Mechanical Engineering studied why gate 2 failed, establishing requirements for testing the other gates, and identifying a repair method. During this program, it was identified that: ? all the other gates (being of similar design) were at risk of failing by this method, ? the other gates tested at the same time were better than gate 2, but none met the standard of a coefficient of friction of 0.3 or less, ? replacement with like-kind materials offered only a renewal of the time. Maintenance inputs would remain the same (annual lubrication of 20 gates at approx. 3 hr/gate for a two-person crew) ? replacement with a permanent sealed bushing was the preferred method of rehabilitation. The project will rehabilitate all Tainter gate arms' trunnion bushings with new synthetic bushings that are permanently sealed and lubricated. Alternative(s): Do nothing and the Trunnions could seize up, causing a failure of the gate in the open position. This is considered a Dam Failure by FERC standards, and would be extremely costly to ratepayers. Replace with like-kind materials was performed for Gate 2. However there is no significant savings in labor to replace with like-kind (bronze), vs permanently lubricated, sealed, synthetic bushings. Materials savings only with this option, and maintenance continues as in the past which amounts to 2 persons @ 3 hrs/ea per gate, so for 20 gates about 120 person-hours for annual maintenance. Over the expected 75 year life, this amounts to a total of 9,000 hours @\$100/hr (total loaded rate) this amounts to \$900,000 in maintenance in 2014 dollars. Replace with new permanently sealed and lubricated synthetic bushings, labor is the same as for like-kind option, but materials are significantly more expensive than replacement with bronze bushings. However SCL can then avoid the maintenance cost of 120 person-hours annually and the \$900k in 2014 dollars for maintenance over the life of the improvement. The increased material cost for the new bushing type is \$2,660 per gate. That amounts to an upcharge of 53,200 for all 20 gates. As noted previously there is no labor difference between replace in kind vs these new bushings. The labor</p>	Milepost 126 Stte Highway 20	\$563
------------------	--	--	------------------------------------	-------

**Amounts in thousands of dollars.*

Appendix A: New or Expanded Capital Facilities

		savings in maintenance alone pays for the new bushing type.		
MC-CL-XS6986	Skagit - Relicensing	Rationale: Procurement of a new license for the Skagit River Hydroelectric Project from the Federal Energy Regulatory Commission (FERC) is required to continue operations. Alternative(s): No Alternatives Provided.	Newhalem Creek Rd, Marblemount, WA 98267	\$13,858
MC-CL-XS6991	Skagit Licensing Mitigation	Rationale: As part of the relicensing of the Skagit River Hydroelectric Project, City Light is required to provide mitigation for 30 years of continued project operation between 1995 and 2024. The license incorporates the Wildlife Settlement Agreement signed in 1991 by the City of Seattle and numerous interveners (Federal and State agencies, tribes, and environmental groups). This stipulates that the City shall make available a total of \$17,000,000 (in 1990\$) to secure and preserve valuable wildlife habitat. The charges to this CIP project will be credited towards the \$17,000,000 total. Alternative(s): 1. Perform work as scheduled in the Settlement Agreements and required by the license. This is the preferred approach to meeting our license obligations. 2. Delay implementation. This increases our liability since the bridge is falling down and poses a safety hazard which will only increase in future years. 3. Do not undertake some mitigation. This would have severe repercussions as the agencies and tribes are carefully monitoring our progress and participating as partners on many projects. They would likely contest our license should we not fulfill our commitments.	500 Newhalem Creek Rd	\$86

**Amounts in thousands of dollars.*

Appendix A: New or Expanded Capital Facilities

MC-CL- YD9009	Communicati ons Improvement s	Rationale: Project 9009 provides the necessary flexibility to address emergent communication system problems that arise between biennial budget requests. These tend to be smaller projects costing less than \$10K per incident. During any given year there are a variety of requests requiring immediate attention. In addition, this program includes small specific improvement projects that are too small to warrant uniquely assigned project numbers. Each of these small projects has a separate scope of work, schedule, budget, and tracking mechanisms. An example is the project to monitor tower movement on our transmission towers near Oso, WA. Alternative(s): Option 1: Respond to customer requests for emergent and critical work in a timely manner. This approach preserves operational reliability, safety and security. This project provides flexibility to respond to these unknown communications problems or requirements. The alternative to having PE 9009 is to make special requests to the City Council for budget appropriations when emergencies occur. This is time consuming and limits the department's flexibility to react to emergent communications problems. Option 2: Fund the project at a reduced level and incur the risk that emergent trouble cannot be met and worker safety, security and system reliability is compromised.	System wide	\$772
------------------	--	---	-------------	-------

**Amounts in thousands of dollars.*

Appendix A: New or Expanded Capital Facilities

MC-CL- YD9102	Special Work Equipment - Other Plant	<p>Rationale: This project is a roll up of requests from individual work units in the Electrical Services Branch and other units in the department except for Generation Division (see CIP 6102) and Power Stations (see CIP 7902). All tools and work equipment over \$5,000 dollars must be capitalized. The purpose of this project is to collect these requests into a project to allow better tracking and review of the expenditures throughout the year. Requests have been reviewed and prioritized during the 2003-04 budget cycle and purchases deferred. The proper funding of tools for high voltage electrical and related work supports the department's goals of safety, productivity and employee morale. Alternative(s): 1. See description. 2. Do nothing. Do not allow units to purchase new tools or equipment valued at over \$5,000. This alternative is not acceptable as the department would be unable to meet the needs and expectations of our customers. 3. Prioritize and review the individual units' requests and adjust CIP to budgeted targets. This would be a new way to budget for this CIP. Individual units may need to defer equipment purchases and in some cases work may be deferred. Risks include the possibility that unplanned equipment failures in deferred equipment will delay work completion. Option 3 has been selected and only the highest priorities for equipment have been funded. This project is being funded at approximately one third the level that historically has been required.</p>	System wide	\$794
------------------	--	---	-------------	-------

**Amounts in thousands of dollars.*

Appendix A: New or Expanded Capital Facilities

MC-CL- YD9108	Transmission & Generation Radio Systems	Rationale: This project builds or replaces communications infrastructure consisting of fiber optic rings, digital microwave, telephone networks and two-way radio systems. This project provides City Light with command and control capabilities for the operation of the electrical system. This project ensures the safe, reliable and efficient operation of the system and positions SCL to meet the Federal Energy Regulatory Commission's vital communications systems requirements. Alternative(s): Option 1 Proceed as proposed. Option 2 Do nothing and continue to have systems that are incompatible with each other, require a high degree of maintenance, at greater cost, and in some cases, rely on commercial carriers for service and system protection; and/or face the loss of capability, capacity, coverage, licenses, and electrical system reliability. This alternative maintains the inadequate data exchange between sites, switches, feeders, meters, and communications systems and networks. Option 3 Install digital microwave instead of fiber systems at all substations and facilities. This is not cost effective, very difficult to locate land or space, design the system, acquire the land or space, provide power and get permits for adequate sites. Future upgrades are very difficult and expensive, and increases maintenance costs.	System wide	\$658
------------------	--	--	-------------	-------

**Amounts in thousands of dollars.*

Appendix A: New or Expanded Capital Facilities

MC-CL- YD9202	Security Improvement s	<p>Rationale: If Seattle City Light's Security Improvements Program is underfunded, its critical facilities face increased risk to sabotage, vandalism, theft, and terrorism that can result in the loss of valuable infrastructure for generation and distribution of power, as well as noncompliance with North American Reliability Council (NERC) 1200 Standards, adopted May 2, 2006, to improve security at critical facilities that house command and control systems. Curtailment of Seattle City Light's electric operations would impact reliability of the power system in the Pacific Northwest, create lost revenues, and jeopardize public safety and emergency response due to loss of lifeline services such as medical services, water and wastewater systems, communications, law enforcement, banking, transportation system, etc. Alternative(s): Option 1, Status Quo: No centralized security system. Operate local security systems in place and use local law enforcement and private security companies to address security on a limited basis. Use private security services and/or request additional assistance from local law enforcement during times when the Federal government has raised the alert level for the nation or region, or for a situation that has occurred requiring additional security services. Option 2, Centralized Security System: Seattle City Light installs security enhancements to delay, detect, and respond to security intrusions at its critical facilities that are connected to a central security monitoring center that will be staffed by trained security guards on a 24/7 basis to monitor and respond to security incidents. Department wide response procedures will be established and coordination with local law enforcement will be established for responding to security incidents.</p>	System wide	\$2,211
------------------	------------------------------	---	-------------	---------

**Amounts in thousands of dollars.*

Appendix A: New or Expanded Capital Facilities

MC-CL- YD9307	Distribution Area Communications Networks	Rationale: The communication systems now employed are in need increased capacity, better security, faster speeds, and increased reliability to meet new regulatory requirements. This will meet our ever increasing data and voice communication needs and take us twenty years or more into the future. Maintenance costs are lower because increased redundancy and reliability as well as better system alarms and the capability to remotely troubleshoot and reprogram the system. Traffic on the network is easily rerouted until major failures can be repaired. The new requirements of security, relaying, Automated Meter Reading, Automated Distribution and other automated systems will be easier to implement at lower cost once this project is completed. The system is easily upgraded to increase capacity or take advantage of new technology as it becomes available. Alternative(s): Option 1 Proceed as proposed. Install/complete fiber optic rings. Option 2 Do nothing. Have an inadequate communications network, with a high expense O&M component.	Citywide	\$2,258
------------------	--	--	----------	---------

**Amounts in thousands of dollars.*

Appendix A: New or Expanded Capital Facilities

MC-CL- YD9957	Enterprise Geographic Information System	<p>Rationale: MOVED FROM DESCRIPTION, 7/10/2013, WYKPI SJ UPDATED AS OF 4/13/2012, HIBNESM: The Enterprise GIS Initiative will support the Seattle City Light 2013-2018 Strategic Plan in these objectives: 1. Improve customer experience and rate predictability. 2. Increase workforce performance and safety practices. 3. Enhance organizational performance. 4. Continue conservation and environmental stewardship. Replacing our multiple, incompatible GIS systems with a single enterprise level GIS will eliminate redundant data entry into GIS and other systems, increase data quality and put information into the hands of the people who need it, when they need it, including engineering, operations, asset management and environmental affairs. An enterprise GIS will improve field worker safety and reduce the occurrence of expensive project changes in the field resulting from inaccurate or incomplete information. It will also streamline software maintenance and support requirements and ease integration to other future utility systems requiring access to GIS data. This new system will provide: 1. A centralized geospatial data store improving data access and interoperability to support other enterprise systems such as Outage Management (OMS), Work and Asset Management (WAMS), Mobile Workforce, System Planning/Analysis, Automated Utility Engineering Design (AUD), Advanced Metering Infrastructure (AMI) and Business Intelligence (BI). 2. Electronic and web based access to distribution, transmission, streetlight, joint use and fiber optics/communications infrastructure information. 3. A flexible, configurable system that can accommodate evolving business information needs. The additional transmission, streetlight, joint use and fiber optics information that the utility needs to maintain as we move to an asset centric maintenance and planning model essentially doubles the size of the GIS dataset. The number of staff supporting GIS needs has seen an overall reduction in the last decade. Alternative(s): This business case and proposal presents 3 options for dealing with the problem: A. Do Nothing B. Replace the current DAMS editor and convert TLM Services C. Install a new unified GIS system A. Do nothing. Do not fund the work. Continue to leave our Radial Distribution System's GIS data at risk, and by extension, baseline OMS functionalities. Apply additional resources to manually maintain systems using current tools. Write and support multiple custom interfaces and procedures to provide base line GIS data required by OMS & WAMS. Do not take advantage of new business processes and functionality of automation between GIS, OMS and WAM. B. Replace the current DAMS editor and convert TLM</p>	System wide	\$126
------------------	---	--	-------------	-------

*Amounts in thousands of dollars.

Appendix A: New or Expanded Capital Facilities

Services. The current DAMS editor was originally implemented in 1994 as a suite of custom applications using Environmental Systems Research Institute (ESRI) Arc/INFO GIS products. DAMS tools are so obsolete that SCL is no longer backward compatible with our City partners in the Common Geographic Data Base (CGDB). To begin addressing these issues, the existing DAMS editor needs to be replaced. This project would incorporate into the DAMS GIS the final piece of connectivity data, between the customer meter and the transformer that is currently stored in the separate Transformer Load Management (TLM) database. This work will position City Light to begin working toward a unified GIS and to better leverage our GIS investment through new and improved integration to other major IT systems. Examples might include: 1. The ability to replace obsolete engineering analysis and planning systems, such as TLM and NLM/Loadflow, with modern GIS based applications. 2. The ability to more robustly model the underground portions of our Radial distribution system. 3. The ability to move closer to a unified GIS, including both our Radial and Network distribution systems in a single GIS data store, at City Light. C. Install a new unified GIS system. This option would install a new unified

MC-CL-YD9967	Outage Management System Phase II Implementation	Rationale: See attachments Alternative(s): See attachments	Citywide	\$1,100
MC-CL-YD9969	Enterprise Software Solution Replacement Strategy	Rationale: This project is an ongoing commitment to provide a sustainable funding stream to keep enterprise level resources up to date and fully functional. Software systems today are as critical to operate City Lights business as poles and wires. The Utility can no longer afford to delay regular required upgrades and or replacements to the system. Alternative(s): City Light could decide not to upgrade the systems, as prescribed, but that could create a significant risk if the system goes unsupported by the vendor or if something were to happen with the software. Operations and Maintenance costs could rise significantly while attempting to maintain the software on our own.	City Wide	\$10,222

**Amounts in thousands of dollars.*

Appendix A: New or Expanded Capital Facilities

MC-CL- YN8129	Network Hazeltine Upgrade	<p>Rationale: Using the Network Hazeltine system provides reliable power by remotely monitoring the electrical vaults and electrical equipment within the entire downtown service area. The Power Dispatchers constantly monitor the real time status of the network using the Hazeltine system. This program costs \$304K per year and avoids problems that can easily exceed twice that amount for Seattle City Light and its customers. The utility's cost for one such problem can range from \$200K up to as much as \$3M. Aggregated customer costs can range from \$100K up to \$5M. The benefit cost ratio for any one problem can range from 0.99 $(\\$200k + \\$100k) / \\$304k$ to be as high as 26.3 $(\\$3M + \\$5M) / \\$304k$. We usually avoid 4 to 5 smaller problems each year and a larger problem, with combined costs of \$1.53M, every 5 years. The yearly benefit cost is then $[4 * 0.99 + 1.53M / (304k * 5)] = 5.0$. Alternative(s): 1. Do nothing. Do not change existing Hazeltine system. Hazeltine has changed the production of their transmitters, forcing utilities to pay a premium for the transformers that is a fraction of the cost of upgrading to their Next Generation equipment. 2. Upgrade to Hazeltine's Next Generation system, changing station receivers and transmitters on each transformer. Total cost is about \$2.2 million. 3. Develop SCL proprietary network EMS system, capable of monitoring plus a new function of control of NP's, BTS's, and primary switches if they are added. Total cost ranges from \$7 million to \$17 million, depending on communications option selected. This excludes developmental costs. 4. Buy any upgrades from vendors only. Wait for Hazeltine or other vendors, to develop network EMS systems with the desired control and monitoring features. No products or competitors to Hazeltine are available at this time for cost estimates. 5. Add sensors to existing or future Hazeltine system to enhance the monitoring of the network environment. This would enable system operators to detect and respond to abnormal field condition and thereby improve customer reliability. 6. Continue existing program of upgrading the sensors to match the current SCL standard. In 2007 and 2008, review the Hazeltine program and determine if more significant upgrades are feasible. Presently, this is the recommended action and funding level for 2007 and 2008. The 2009 and beyond dollars are expected expenditures for the significant Hazeltine upgrades, if approved.</p>	System wide	\$531
------------------	---------------------------------	---	-------------	-------

**Amounts in thousands of dollars.*

Appendix A: New or Expanded Capital Facilities

MC-CL- YN8130	Network Maintenance Hole and Vault Rebuild	<p>Rationale: The Network Maintenance Hole (MH) & Vault Rebuild project provides reliable electric service by repairing or replacing damaged electrical maintenance holes/vaults and ducts located within the network. This project also reduces unsafe working conditions for our workers and potential hazards to the public. In the 1990s, licensed engineering consultants conducted a series of structural surveys on approximately 1,200 underground maintenance holes and vaults. Based on the survey, 38 MH/vaults have been repaired or replaced at a cost of \$14.1Million. Subsequent additional surveys have been done. Our prioritized list of facilities requiring major repairs or replacements includes replacing 78 MH/vaults and 350 vault roofs. The vaults that we are replacing for the 2007-2008 period have exceeded their expected lifetime. These are among the oldest facilities and include brick structures in Pioneer Square that are approximately 100 years old. Replacing now provides an opportunity to construct a route for bringing main stem feeder service cables through the Pioneer Square area and to a significant portion of the Downtown core area (City Hall, Justice Center, Seattle Municipal Tower) rather than using the Alaskan Way Viaduct structure. By repairing or replacing six manholes/vaults, rebuilding at least 10 vault/manhole roofs and 2,800 feet of old clay tile duct banks. Surveys performed by licensed civil engineering consultants have identified 78 maintenance holes/vaults requiring replacement as well as roofs for an additional 350 underground right-of-way facilities. Alternative(s):</p> <p>Alternative 1 - No Action: Vaults and maintenance holes with failing structures and grates would be left in place until catastrophic failure. Problems associated with deferring repair work include reduced worker and public safety, increased City liability, increased City paving expense, negative impacts on traffic flow through downtown when repairs are not coordinated with SDOT's paving operations, and loss of use of City Light facilities for customer service needs. The no action alternative is never an option as too many facilities are in states of failure that require at least temporary shoring and loss of use, and many require immediate repair. Alternative 2: Perform temporary fixes to the highest risk facilities until permanent repairs are made at some unspecified future date. Without a specific project to repair vaults and maintenance holes, temporary shoring systems installed in failed facilities has the following challenges: a) Electric crews cannot perform electric work in the failed facility with shoring left in place, effectively resulting in loss of use of the facility. b) Placement and removal of temporary shoring reduces productivity of field</p>	System wide	\$2,536
------------------	---	---	-------------	---------

**Amounts in thousands of dollars.*

Appendix A: New or Expanded Capital Facilities

personnel. c) Wood shoring rots from continuous exposure to moisture has limited life in wet network environments. d) Temporary fixes using steel beams can be applied in facilities with few cables or obstructions from temporary supports. Such repairs require costly custom designs from Civil Engineers and could be applied only where manhole access is not needed for several years. Alternative 3 (Preferred): Make permanent repairs to those facilities in need and continually monitor condition of civil facilities. Work would be prioritized to those facilities in highest need of repair, those associated with new customer load additions and those affected by public right of way projects, such as street paving. Benefits of this approach are improved worker and public safety, reduced City liability, improved tr

**Amounts in thousands of dollars.*

Appendix A: New or Expanded Capital Facilities

MC-CL- YN8201	Union Street Substation Networks	<p>Rationale: The Union Street Substation Networks project provides sufficient and reliable electrical capacity for the growing power needs of our customers. It is a programmatic approach for comprehensive management of underground network assets (electrical and in some cases civil) serving customers in the area bounded by Yesler Street, Alaska Way, Pike Street, 6th Avenue, Union Street, the Freeway, University Street, 3rd Avenue and the Waterfront area from Denny to Yesler. The project goal is to increase the capacity of present Union Street Substation network feeder cables to their ultimate service build out limit (an overall increase of 128 MVA) as determined by Union Substations transformer capacity, with allowances for feeder imbalances, feeder diversity and diversity among sub-networks. We will re-conductor and re-route four targeted service feeders by the end of 2008 and perform associated work such as feeder balancing. This includes the work in support of finishing the main stem build out and to address capacity issues in the branch portion of the feeder service cables as needed in response to specific service requests, as well as analyses of branch cable congested areas. Work in 2007 and 2008 as well as successive years is necessary to be able to pick up loads that will likely be transferred from Broad Street sub-networks in 5 years. To meet the projected new loads on the Waterfront and at specific downtown core sites we need to complete re-conductoring and re-routing of four targeted service feeders by the end of 2008 and perform associated work such as feeder balancing that will be transferred from Broad Street, and may be transferred from Massachusetts Street; build and energize a new network substation at least six years before all Downtown network capacity is used so that service cutovers can be done with minimal impact to our customers. This work is essential to meet near term load requirements of the SAM/WaMu and Four Seasons projects. This critical project Alternative(s): Alternatives include: 1. Do nothing. Make no improvements to system reliability or additions to feeder capacity. This would allow customer load to continue growing without commensurate additions to capacity of feeders serving this area, ultimately leading to multiple cable failures and extended customer outages. This would reduce the reliability of the network system from its present level, subjecting it to more lengthy outages. 2. Reduce customer demand for more load with demand side management measures. This alternative was evaluated in the Network Strategic Systems Plan and found to have negligible ability to reduce customer demand in the network area. 3. Increase capacity of network feeders incrementally, as little</p>	1312 Western AV	\$2,002
------------------	--	--	--------------------	---------

**Amounts in thousands of dollars.*

Appendix A: New or Expanded Capital Facilities

MC-CL- YN8202	Massachusetts Street Substation - Networks	<p>as possible and as close to near-term load requirements as possible. This is no longer feasible as the next increment of feeder capacity additions reach their final capacity targets. 4. Increase capacity of network feeders to the full limit of the substations capability to deliver power. 5. Add measures that improve system reliability to mitigate the severity of any network event. 6. Add measures that improve customer reliability by preventing the chain of events leading to major customer impacts.</p> <p>Rationale: The rationale for this project is to increase the capacity and reliability of present Massachusetts Street Substation network feeder cables to their ultimate service build out limit (an overall increase of 69 MVA), as determined by Massachusetts Street Substation's transformer capacity, with allowance for feeder imbalances, feeder diversity and diversity among sub-networks. The Alaska Way Viaduct project will require the relocation of all 13kV distribution feeders that are suspended from the viaduct. These include feeders serving Pioneer Square and the downtown core. Additional duct banks and electrical vaults must be built throughout the Pioneer Square area to accommodate the feeder relocations. Doing the engineering for this relocation during 2007 will ensure that timely civil construction can be done in order to avoid many conflicts with other utilities and mitigate some of the traffic impacts that will occur during the Viaduct and Seawall construction. Alternative(s): Alternatives include: 1. Do nothing. Make no improvements to system reliability or additions to feeder capacity. This would allow customer load to continue growing without commensurate additions to capacity of feeders serving this area, ultimately leading to multiple cable failures and extended customer outages. This would reduce the customer reliability of the network systems from its present level, subjecting it to infrequent but lengthier outages. 2. Reduce customer demand for more load with demand side management measures. This alternative was evaluated in the Network Strategic Systems Plan and found to have negligible ability to reduce customer demand in the network area. 3. Increase capacity of network feeders to the full limit of the substations capability to deliver power. 4. Add measures that improve system reliability to mitigate the severity of any network event. 5. Add measures that improve customer reliability by preventing the chain of events leading to major customer impacts.</p>	1555 Utah Ave S	\$2,206
------------------	--	--	-----------------	---------

**Amounts in thousands of dollars.*

Appendix A: New or Expanded Capital Facilities

MC-CL- YN8203	Broad Street Substation - Network	<p>Rationale: Customer demand for higher loads continues. Capacity of the cables serving two sub-networks is near overload, requiring immediate attention to avoid cable failure and customer outages. In the next five years, customers are projected to exceed the capacity of cables in another five network subareas. This capital project addresses the means to serve customer demand for higher capacity. Reliability measures identified in the Network Strategic System Plan are incorporated into this capacity driven work. Without this critical project it is very likely that there will be insufficient reliable electrical capacity in the very near future to hook up new customers and to serve present customers such as the Westin building. hernanju (7/29/21010): The project goal increases capacity of present Broad Street Substation network feeder cables to their ultimate service build-out limit (an overall increase of just under 100 MVA) as determined by Broad Street Substation's transformer capacity. This project constructs ten vaults and ten blocks of duct banks, re-conductors and relocates three primary feeders per year, upgrades/optimizes network transformers as needed, reduces secondary bus ties (reduce the size of the secondary grid resulting in greater reliability), and performs ancillary work. Alternative(s): Alternatives include: 1. Do nothing. Make no improvements to system reliability or additions to feeder capacity. This would allow customer load to continue growing without commensurate additions to capacity of feeders serving this area, ultimately leading to multiple cable failures and extended customer outages. This would reduce the customer reliability of the network systems from its present level, subjecting it to infrequent but lengthier outages. 2. Reduce customer demand for more loads with demand side management measures. This alternative was evaluated in the Network Strategic Systems Plan and found to have negligible ability to reduce customer demand in the network area. 3. Increase capacity of network feeders incrementally, as little as possible and as close to near-term load requirements as possible. 4. Increase capacity of network feeders to the full limit of the substations capability to deliver power. 5. Add measures that improve system reliability to mitigate the severity of any network event. 6. Add measures that improve customer reliability by preventing the chain of events leading to major customer impacts.</p>	319 6th AVE N	\$6,656
------------------	---	--	------------------	---------

**Amounts in thousands of dollars.*

Appendix A: New or Expanded Capital Facilities

MC-CL- YN8301	First Hill - Network	<p>Rationale: At present, capacity of the cables serving the First Hill network is exceeded in several areas, requiring operation restrictions to avoid cable failure and customer outages. In the next few years, four or more large customer loads are expected to be added, exceeding the capacity of cables. Based on projected new loads within the First Hill area (Harborview and Swedish Medical Centers), the electrical capacity of the cables serving the sub-network will be exceeded, requiring immediate action to avoid cable failures and long costly customer outages. This project will provide and overall electrical capacity increase of 32.4 MVA for First Hill Substation customers. Alternative(s):</p> <p>Alternatives include: 1. Do nothing. Make no improvements to system reliability or additions to feeder capacity. This would allow customer load to continue growing without the department making commensurate additions to capacity of feeders serving this area. This would ultimately lead to multiple cable failures and extended customer outages. This would also leave the customer reliability of network systems at its present level, subject to infrequent but lengthy outages. 2. Reduce customer demand for more loads with demand side management measures. This alternative was evaluated in the Network Strategic System Plan and found to have a negligible ability to reduce customer demand in the network area. 3. Increase capacity of network feeders incrementally, as little as possible and as close to near-term load requirements as possible. 4. Increase capacity of network feeders to the full limit of the substation's capability to deliver power. 5. Add measures which improve system reliability to mitigate the severity of any network event. 6. Add measures which improve customer reliability by preventing the chain of events leading to major customer impacts.</p>	1100 Madison St	\$1,548
------------------	-------------------------	---	--------------------	---------

**Amounts in thousands of dollars.*

Appendix A: New or Expanded Capital Facilities

MC-CL- YN8404	Denny Substation - Network	<p>Rationale: This project is a result of a four years of advocacy by customers to make sure that the electrical distribution system has sufficient capacity to meet the projected loads in the rapidly growing area of North Downtown, and that the system has the reliability and voltage stability to support the research activities of the emerging biotech industry there. The principal stakeholders are the Fred Hutchinson Cancer Research Center, the UW School of Medicine, the Seattle Biomedical Research Institute, Rosetta Inpharmatics, ZymoGenetics, Children's Hospital and Medical Center, and the startups at the Accelerator Project. This five to seven year infrastructure project is specifically tailored and designed to the core needs of this business sector in the North Downtown area. The research activities and the laboratory equipment are so sensitive to system reliability and voltage stability that this area requires an extraordinary level of service from the utility. The motto is "World class research requires world class facilities.". The utility through this project is a partner in that effort. Because existing City Light substations cannot accommodate the new network feeders, this project requires the construction of a new North Downtown substation in a three to five year period, proposed as project 7757, North Downtown Substation Development. This network project cannot exist without the new substation. Alternative(s): 1. Enhance the service using non-network feeders from other substations. 2. Have individual customers invest in private reliability improvements. 3. Install network system in core service area, including the biotech industries. 4. Install network system throughout North Downtown area. Option 1 is not feasible because the availability of feeders from adjacent substations is limited and in question over time. Option 2 has been tried recently, but did not meet the reliability needs of this set of customers. Option 3 is the recommended option, as it is effective in meeting the need and cost effective. Option 4 includes all customers in the area, which is not necessary and expensive.</p>	Valley Street	\$10,772
------------------	----------------------------------	--	---------------	----------

**Amounts in thousands of dollars.*

Appendix A: New or Expanded Capital Facilities

MC-CL- YN8464	University Substation - Network	<p>Rationale: This project increases electrical capacity and reliability for University Substation customers in response to increased customer demand. At present, capacity of the cables serving the University network is exceeded in several areas, requiring operation restrictions to avoid cable failure and customer outages. In the next few years, larger customer loads are expected to be added, exceeding the capacity of cables. Based on projected new loads within the University area (University of Washington, Sound Transit) the electrical capacity of the cables serving the sub network will be exceeded, requiring immediate action to avoid cable failures and long costly customer outages. Alternative(s): 1. Do nothing. Make no improvements to system reliability or additions to feeder capacity. This would allow customer load to continue growing without the department making commensurate additions to capacity of feeders serving this area. This would ultimately lead to multiple cable failures and extended customer outages. This would also leave the customer reliability of the network system at its present level, subject to infrequent but lengthy outages. 2. Reduce customer demand for more loads with demand side management measures. This alternative was evaluated in the Network Strategic System Plan and found to have negligible ability to reduce customer demand in the network area. 3. Increase capacity of network feeders incrementally, as little as possible and as close to near term load requirements as possible. 4. Increase capacity of network feeders to the full limit of the substation's capability to deliver power. 5. Add measures which improve system reliability to mitigate the severity of any network event. 6. Add measures which improve customer reliability by preventing the chain of events leading to major customer impacts.</p>	645 NW 45Th	\$363
MC-CL- YR8322	Dallas Ave. 26 kV Crossing	<p>Rationale: Boeing and the other industrial customers in this area have critical facilities (e.g., Boeing wind tunnels) that depend on reliable power. The additional feeders assure reliable power supply to Boeing's operations and local industrial plants and residences. The Boeing Company has lobbied our management and the City Council to ensure that this line is replaced. Alternative(s): The do nothing alternative would leave Boeing and others with reduced reliability and in violation of previous SCL commitment.</p>	Dallas Ave S	\$6

**Amounts in thousands of dollars.*

Appendix A: New or Expanded Capital Facilities

MC-CL-YR8351	Overhead Equipment Replacements	<p>Rationale: Equipment that is aging, overloaded, or of an outdated design poses a risk to the reliability of the system and could lead to unplanned outages and additional restoration expenses. By replacing the oldest and failing parts of our system, and those parts that are not made anymore, and we have no spare parts. We will replace items such as rotten and damaged cross-arms, transformers, hardware, old lead cable, PCB transformers, etc. By doing so, the system will be more maintainable and customer outages will be fewer and not as long.</p> <p>Alternative(s): The do nothing alternative leaves the existing system in place. As the aging and outdated equipment fail they will cause unplanned outages. This necessitates the immediate, unplanned replacement of these facilities. This causes hardship for the customers that are impacted and increased expense for City Light, especially if overtime is required to get the customers re-energized.</p>	System wide	\$24,895
MC-CL-YR8353	Underground Equipment Replacements	<p>Rationale: Avoid unplanned outages or interruption of service due to equipment failure. Alternative(s): The do nothing alternative would allow the equipment to deteriorate beyond its useful life and result in increased outages to customers.</p>	System wide	\$20,666
MC-CL-YR8355	Overhead Customer Driven Capacity Additions	<p>Rationale: This project adds capacity to the distribution system to accommodate increased load from new services. Alternative(s): The do nothing alternative leaves the existing system in place. New loads added to the system will adversely impact system reliability and voltage stability. It may be necessary, if the load increase is significant, to deny new service connections if the feeder capacity is inadequate.</p>	System wide	\$2,826
MC-CL-YR8356	Overhead System Capacity Additions	<p>Rationale: This project adds capacity to the distribution system to maintain the reliability level for the existing customers on the system and accommodate the increased load from new services. Alternative(s): The do nothing alternative leaves the existing system in place. New loads added to the system will adversely impact system reliability and voltage stability. It may be necessary, if the load increase is significant, to deny new service connections if the feeder capacity is inadequate.</p>	System wide	\$3,570

**Amounts in thousands of dollars.*

Appendix A: New or Expanded Capital Facilities

MC-CL-YR8358	Overhead 26kV Conversion	Rationale: The existing 4kV equipment has lasted beyond its useful life and is no longer supported by manufacturers. In some places, the 4kV system no longer has the capacity to carry the system loads we are now experiencing. The system also demands ever increasing O&M resources. Alternative(s): The do nothing alternative leaves the 4kV system in place. The capacity concerns will remain and grow worse as more loads are added to the system. Obtaining 4kV equipment will become increasingly difficult and O&M will increase as the system continues to age.	System wide	\$1,777
MC-CL-YR8360	Underground Customer Driven Capacity Additions	Rationale: This project adds capacity to the distribution system to accommodate increased load from new services. Alternative(s): The do nothing alternative leaves the existing system in place. New loads added to the system will adversely impact system reliability and voltage stability. It may be necessary, if the load increase is significant, to deny new service connections if the feeder capacity is inadequate.	System wide	\$4,231
MC-CL-YR8361	Underground System Capacity Additions	Rationale: This project adds capacity to the distribution system to maintain the reliability level for the existing customers and accommodate the increased load from new services. Alternative(s): The do nothing alternative leaves the existing system in place. New loads added to the system will adversely impact system reliability and voltage stability. It may be necessary, if the load increase is significant, to deny new service connections if the feeder capacity is inadequate.	System wide	\$2,685
MC-CL-YR8362	Underground 26kV Conversion	Rationale: This project increases capacity to deliver power to City Light customers, rebuilds and maintains the backbone of the system, saves energy by reducing transformer and line losses, improves quality and reliability of service to customers, and releases unit substation properties for better neighborhood uses. Alternative(s): The do nothing alternative leaves the 4kV system in place. The capacity concerns will remain and grow worse as more loads are added to the system. Obtaining 4kV equipment will become increasingly difficult and O&M will increase as the system continues to age. Operations and maintenance costs are not expected to change as a result of this project. The Capitol Hill Underground Ordinance area does not have capacity at 4 kV to serve the load growth in the area, thus requiring City Light to install vaults, ducts and underground at 26 kV.	System wide	\$3,046

**Amounts in thousands of dollars.*

Appendix A: New or Expanded Capital Facilities

MC-CL- YR8425	Distribution Automation	<p>Rationale: The new distribution switching equipment is capable of intelligent controls. The integration of this equipment into the Seattle's distribution system will provide significant benefits and will set the stage for a Smart Distribution System that will become one of the main components of a Smart Grid. S&C Electric offers first generation switching equipment with compatible intelligence built in. Through this CIP, the Smart Distribution infrastructure can be designed, constructed, and operated until fully built out. With SMART GRID in place, operators of the distribution system can optimize the operation of our distribution system, reducing time for outage restoration and preventing some outages in the first place. A smart distribution system can also provide real time data of the system, maximizing the capability of the system, and may allow for deferment of capital expenditure. A fiber cable system that can support this operation has been partially constructed. This fiber ring project can continue and be expanded to provide adequate coverage for Smart Grid and other communication needs of Seattle City Light in the future. Fiber optics communication allows secure communications and meets NERC Cyber Security requirements. As the power system is changed or redesigned through usual needs to serve customers, automated switches can be installed in consonance with the integrated DA plan. Eventually the whole distribution system in Seattle Service Area would have a capability to become a Distribution Automation system. Alternative(s): 1. Business as Usual. Automatic switches will be installed as need arises. Power system switching will be done through manually operated switches. Outage restoration will depend on feeder patrols. 2. Expand pilot projects. Candidates are SODO, which is highly congested with power lines and serves the industrial customers, White Center & Burien areas, which have potential for growth, and south Duwamish commercial area. Include the South Lake Union area when the City decides to proceed with the development. Required? Yes. Distribution Automation needs to be a properly funded project. City Light will have a distribution system ready to deliver automation as part of a SMART GRID initiative.</p>	Citywide	\$2,507
------------------	----------------------------	--	----------	---------

**Amounts in thousands of dollars.*

Appendix A: New or Expanded Capital Facilities

MC-CL-YR8452	Pole Attachments	<p>Rationale: City Light is legally and contractually obligated to make space available on its facilities to government and private entities for communication and other purposes. Customers wishing to utilize space on City Light facilities are required to pay in advance for any necessary work required to provide the necessary space and minimum clearances to the electrical equipment. This ensures that the attachments meet all applicable federal, state and local safety codes. Customers are not allowed to make any attachments until all make ready work, including tree trimming, has been completed and the system made safe for the communication worker. Speed to market in the communications industry is critical for them to maintain their competitive advantage. Customers pay in advance for City Light crews to complete this work on overtime, without interrupting the normal assignments of the crews. All construction charges are deposited into the Light Fund. New wireless facilities and pole attachments generate an additional \$100,000 in rental revenue annually. Currently \$3.3 million in annual rental revenue is being generated and will continue to increase as construction and make ready work is completed. All rental revenue is deposited into the Light Fund. The communications industry and associated technology are growing at an astounding rate. City Light has experienced a 375 percent increase in pole attachment applications since 2007. All trends indicate that this growth will increase by an average of 24 percent annually. This does not take into account major initiatives such as fiber to the home, Advanced Metering Infrastructure (AMI), or vast expansion of existing networks and Distributed Antenna Systems (DAS). Completing the construction for make ready work and wireless facilities will enable City Light to fulfill its legal and contractual obligations to our customers. Customers will be provided a small measure of rate relief through increased revenue streams from these additi</p> <p>Alternative(s): It is possible that some or all of this construction work could be outsourced to electrical utility construction companies. This alternative presents obstacles like logistics, compatible parts, quality control, and required electrical reviewers. These challenges negate any cost savings and sometimes take longer to construct.</p>	System wide	\$14,717
MC-CL-YR9974	PCB Tracking and Condition Assessment Project	<p>Rationale: No Rationale Provided. Alternative(s): No Alternatives Provided.</p>	System wide	\$300

**Amounts in thousands of dollars.*

Appendix A: New or Expanded Capital Facilities

MC-CL-YS7121	Replace Breakers BPA Covington and Maple Valley Substations	Rationale: City Light's interconnection agreement with Bonneville Power makes City Light the owner of the breakers in the Maple Valley Yard. City Light is required by this agreement to make upgrades as required. The breakers are currently over capacity due to the addition of another 500 kV line into the area. Alternative(s): If SCL does not replace the breakers, they may be forced to do so through legal means due to a breach of contract.	Kent	\$11
MC-CL-YS7750	Substation Plant Improvements	Rationale: The Power Stations CIP Review Committee evaluates subprojects for this category based on cost benefit ratios and departmental policies. Proposed work includes seismic improvements to old buildings, refurbishment of concrete buildings, upgrades to potable water systems, and construction of storage facilities for materials and tools. Incidental work that Power Stations do to improve station security is also funded in this project. Alternative(s): The water system at the North Substation is old, deteriorating, and becoming unreliable for drinking and for fire protection. Allowing the present systems to deteriorate may endanger employees and further put the safety and reliability of key system resources at risk. Additional seismic improvements are planned at Broad Street substation. Refurbishment of concrete structures is planned at North Substation. Storage facilities for tools and safety protective ground cables are planned for Delridge and East Pine substations. There are several levels of alternatives for improving security at Seattle City Light's fourteen substations. They range from installing more effective perimeter fencing, to adding remote monitoring systems, to catch intruders.	System wide	\$1,046
MC-CL-YS7751	Substation Capacity Additions	Rationale: We plan to design the feeder get-aways to carry power from substations as needed. Alternative(s): The alternatives to making capacity additions to existing substations are: 1. Accepting limitations on service to customers. 2. Successfully promoting voluntary power demand reductions. 3. Meeting capacity demand increases by new substations and transmission lines.	System wide	\$2,203

**Amounts in thousands of dollars.*

Appendix A: New or Expanded Capital Facilities

MC-CL-YS7752	Substation Equipment Improvements	Rationale: The project includes a regular program of critical electrical equipment replacements at the substations, because this equipment becomes less reliable as it ages. The 2005-2006 plans continue a program to provide supervisory control of breaker functions. This allows remote control and monitoring of substation equipment from the System Control Center, which allows the System Control Center to diagnose the seriousness of an equipment malfunction or switch equipment more quickly. This allows a faster response time to correct system instability or outages. Alternative(s): This project is where the utility funds work on equipment that the maintenance review process identifies as being more cost effective to replace or refurbish than to continue to maintain. A review team prioritizes replacements by their criticality rating. This is a figure provided by the System Control Center that identifies the components of Seattle's distribution infrastructure that are especially important to the system as a whole. For example, an equipment failure at Broad Street Substation may cause more of a problem than one at Canal Substation because it is not as easy to switch loads into the network grid.	System wide	\$6,426
MC-CL-YS7753	Relaying Improvements	Rationale: Relays are protective devices that guard system components when electrical equipment fails. When a relay senses a problem with a major piece of equipment, it opens the circuit flowing to that component and isolates it from the rest of the electrical system. This protects the rest of the distribution system from potentially cascading effects if one part fails to operate properly. Recent technological advances in relay and protection equipment and software allow remote control and documentation of system events. The work plan includes installing digital fault recorder (DFR) equipment and software at the substations. City Light is changing electro-mechanical relay components to electronic, programmable devices. This will make it easier to detect and manage equipment problems. Alternative(s): Almost every change out of high voltage substation equipment requires that its relay and metering be reset and modified. Not continuing to have a significant relay improvement program would keep us using old technology that is not maintained by its manufacturers.	System wide	\$4,629
MC-CL-YS7755	Substations Demand Driven Improvements	Rationale: Requests from other agencies typically occur without enough notice to be included in the biennial budgeting process. The Power Stations Division budgets a nominal sum for each year to cover requests and to request spending authority. Alternative(s): The alternative to implementing regional demands is failing to meet City commitments to regional agreements.	System wide	\$5

**Amounts in thousands of dollars.*

Appendix A: New or Expanded Capital Facilities

MC-CL-YS7756	Interbay Substation - Development	<p>Rationale: The Broad Street Substation is reaching its capacity to serve the network and the growing South Lake Union neighborhood. The limiting factor is an inability to construct additional underground feeders to carry electrical current in to the area. The existing 26 kV distribution system and substations are becoming overloaded and a new 26-kV substation will feed the areas load growth. The 115 kV ring bus work at Broad Street and Canal Substations will provide the connections to the transmission system. The new substations will provide 10 to 15 new 26 kV getaways, adding to the distribution network and providing a new path for power to the area. Because City Light already owns property for a station in Interbay, it is the nearest opportunity we have to add capacity in the western part of the service area that will off-load demand from the Broad Street Substation for the South Lake Union district. Developers who are interested in projects in the SLU district want to know that City Light will be able to serve their needs reliably. Alternative(s): 1. Not build the new substation. 2. Option one build: Contract out the design and construction 3. Option two build: Have City Light design and integrate the facility into the distribution system, and construct the facility. It requires at least 36 months to site, contract for design, construct, and energize a distribution substation. There are several alternatives such as installing distributed generation facilities to meet load growth. City Light has considered constructing additional transmission corridors from the University Substation and/or Canal Substation. Both alternatives require crossing a body of water, which are expensive options even if environmental challenges do not delay or halt progress. Given the recognized growth in South Lake Union, City Light selected the most cost effective and achievable option - constructing a station at Interbay to serve the growing load in that part of the service territory.</p>	17th Ave West	\$193
MC-CL-YS7776	Substation Transformer Replacements	<p>Rationale: To replace aging substation transformers before they fail in service. Alternative(s): The alternative is to accept the risk of a transformer failure and the consequent added cost and time for emergency replacement.</p>	2136 N 163rd St, Shoreline	\$5,047
MC-CL-YS7779	Substation Breaker Replacements and Reliability Additions	<p>Rationale: To replace aging substation circuit breakers before they fail in service. Alternative(s): The alternative is to accept the risk of a transformer failure and the consequent added cost and time for emergency replacement..</p>	System wide	\$7,482

**Amounts in thousands of dollars.*

Appendix A: New or Expanded Capital Facilities

MC-CL-YS7783	Substations Oil Containment	<p>Rationale: The rationale of this project is to get City Light into compliance with the Clean Water Act regulations (Title 40, Code of Federal Regulations, Part 112) which require that oil containment measures be taken that will prevent oil spills into any streams or open bodies of water. During preparation of the Oil Spill Plans required by the regulations, a comparison of existing oil containment facilities was made with the recently revised (August 2002) regulations, which resulted in discovery of instances at 11 of our substations of design problems or capacity problems that should be resolved to fully meet the regulations.</p> <p>Substation Scope of Recommended Oil Containment: (Scott McLean's project estimates) Duwamish Sub - Add oil containment at the bus bays and potential transformers. Major issues are proximity to the Duwamish River, which with porous soils raises the prospect of an oil spill finding its way to groundwater and into the river in a short period of time. Broad Sub - Remedy the insufficient capacity of the oil containment system and lack of impervious sumps. Major issue with the existing system is that spilled oil can overflow the undersized unlined sumps into the combined yard drain sys (i.e. combined drainage and oil containment system) and from there into City drains. There is no oil containment in the E yard. Improve the system or set up a contingency plan. Bothell Sub 1. Provide lining for the currently unlined sumps at transformers and OCBs, and provide for separating the oil containment system from the drainage system. Major issues include unlined sumps; no oil containment for oil tanks at west side next to wetland, combined drainage/oil containment system can spread an oil spill into the yard gravel. 2. Retrofit with impervious sumps at bulk storage tanks with normally closed valve. 3. Pipe 3 CBs at SW yard to MH with OSV. East Pine Sub - Remedy the undersized combined oil containment system, which has the potential of overflowing i</p> <p>Alternative(s): 1. Implement improvements recommended by Oil Spill Plans as soon as possible, to obtain compliance with the applicable federal regulations (Title 40, Code of Federal Regulations, Part 112). 2. Implement recommended improvements over a phased period of time, to obtain compliance with the applicable federal regulations (Title 40, Code of Federal Regulations, Part 112), giving priority to the sites of highest environmental risk. This is the selected alternative. 3. Do nothing.</p>	System wide	\$217
--------------	-----------------------------------	---	-------------	-------

**Amounts in thousands of dollars.*

Appendix A: New or Expanded Capital Facilities

MC-CL-YS8424	Substation Automation	<p>Rationale: Seattle City Light's (SCL) remote monitoring and control of critical substation equipment from our system control center dates from the 1970s, when SCL led the industry's development. The basic configuration in each substation is unchanged since those early days. The configuration consists of a Remote Terminal Unit (RTU), which collects electric system measurements and status; forwards them promptly to the control center; conveys power dispatcher commands back to the substation to operate high voltage switches and circuit breakers for electric system reconfiguration in real time. Industry developments and the toll of decades have made necessary the upgrade of this system. The existing Remote Terminal Unit equipment is 40 years old, wearing out and cannot be replaced in kind because the equipment is no longer manufactured. It has insufficient capacity to address the needs of added substation sensors and controls, cannot offer the computerized capabilities of new technology, cannot support automation of the distribution system feeders radiating from the substations, is too slow to meet the speed requirements of new control applications, is energy inefficient and cannot support modern demands of sophisticated asset management of expensive high-voltage equipment, and it doesn't provide the insight into the operation of the substation that today's staff could be using to improve operation and maintenance practices. Further, an RTU failure will significantly affect the operation of the Automatic Generation Control (AGC) at the EMS. The AGC relies heavily on the RTU for accurate data acquisition of real time power flow on transmission lines to neighboring utilities, comprising the Western Interconnection governed by the Western Electricity Coordinating Council (WECC). The AGC enables the proper allocation of a pool of power generation to the appropriate load required by each utility customer. Loss of AGC due to RTU failure will in turn cause fines from the appropriate Alternative(s): Option I - Replace at Failure: This strategy poses significant business risk that will grow as the equipment ages. Currently, the average age is about 40 years old. This analysis assumes that this equipment will fail at an increasing rate at or before reaching 60 years old. The current technology can no longer be replaced or maintained because it is no longer manufactured. When the RTU fails, it will take one year to replace and require one year of manual operation, which adds approximately \$1Million of additional labor costs above the \$1.3 Million planned cost of replacement. Should SCL lose more than 2 RTUs in one year, it would take longer to replace and require more labor to manually operate the substations. However, replacing this equipment with</p>	System wide	\$1,260
--------------	-----------------------	--	-------------	---------

**Amounts in thousands of dollars.*

Appendix A: New or Expanded Capital Facilities

modern technology will set the foundation to support future smart grid applications like AMI (Advanced Metering Infrastructure), OMS(Outage Management System), Asset Management applications, Distribution Automation, and reactive power management, to name a few. It will also allow SCL to meet future NERC compliance requirements for substation equipment and install intrusion control measures for substation security. Option II - Preferred Option: Planned RTU Replacement over 7 Years at a rate of 2 per year. This option will: Remove existing RTU. Install new server systems in every substation. Install supervisory control of feeders (30 feeders for each station) that serve network loads to allow remote control of feeder breakers from the EMS. Install group control of network feeders to enable load restoration in case of a sub-network or total substation outages. Install new annunciators and monitors for productive operator interfaces. Two other options were discussed but not pursued for this analysis. One alternative considered adding a server to each substation over 7 years, but did not propose to connect it. This option didn't return sufficient benefit and resulted in the disadvantage of prolonging the peri

MC-CL-YT7011	Transmission Capacity	Rationale: The capacity of the system is based on winter and summer peaks, weather conditions, and N-1 criteria. Additional capacity shall be added to meet the planning criteria for power delivery of new load demand. Alternative(s): If transmission lines are overloaded, overhead wires could sag beyond National Electric Safety Code clearances causing an unsafe condition, and underground lines could exceed the insulation's temperature rating causing damage to the cable. In order to avoid these situations from overload, which could cause long term outages; shorter term load shedding would be used.	System wide	\$24
MC-CL-YT7104	Transmission Reliability	Rationale: As structures, insulators and conductors reach their end of life expectancy and need to be replaced to maintain existing systems. To meet the National Electric Reliability Council and Western Electricity Coordinating Council reliability criteria, it is necessary to add additional transmission lines that are not capacity driven. Wood poles will have a shorter replacement life of approximately 40-60 years depending on condition assessment. Alternative(s): Allow the lines to fail before replacing them. This can cause a dangerous safety issue and will reduce the availability of the system at unscheduled and inopportune times. The August 2003 East Coast blackout has shown that inattention to the transmission system has large implications.	System wide	\$1,864

**Amounts in thousands of dollars.*

Appendix A: New or Expanded Capital Facilities

MC-CL- YT7105	Transmission Inter-Agency	Rationale: Seattle City Light is required to relocate facilities at the request of other agencies. Drivers for the relocations are road realignments, construction of facilities, regional upgrades, and changes in lighting. Inter-agency projects may or may not be reimbursable depending on real estate drivers. Alternative(s): Do not meet other agencies needs and potentially delay local, state, or regional construction programs. If interagency agreements are not met, there are usually contractual, permit, or franchise rights involved, which could lead to litigation.	System wide	\$606
MC-CL- YT7125	Denny Substation Transmission Lines	Rationale: No Rationale Provided. Alternative(s): No Alternatives Provided.	System wide	\$6,772

**Amounts in thousands of dollars.*

Appendix A: New or Expanded Capital Facilities

MC-CL-YT8461	Transmission Line Inductor Installation	<p>Rationale: Rationale: This project is based upon a Memorandum of Agreement (MOA) between Bonneville Power Administration (BPA), Puget Sound Energy (PSE), and Seattle City Light (SCL), aimed at improving the reliability of the regional electric grid in the Puget Sound Area Northern Intertie (PSANI). Since the early 2000's, BPA has limited energy transfers between the Puget Sound area and Canada due to congestion in the Puget Sound Area. This project will reduce congestion and upgrade the reliability of the transmission system, reducing the risk of region-wide customer power outages in the future. Objectives for this project include: 1. Install series inductors on the Massachusetts to Union to Broad (MA-US-BR) and Denny to Broad (DN-BR) 115kV Underground Transmission Cable Lines in the downtown Seattle Transmission System by 2017. 2. Complete all Transmission System Improvements within the 2013 - 2018 CIP Forecast and Budget. 3. Complete all agreed upon Transmission System Improvements per the MOA by the end of 2017. 4. Complete necessary upgrades to existing substation and transmission equipment or structures to support Seattle City Light's 2013 - 2018 Strategic Plan Initiative for Transmission System Improvements. Project Goals: 1. Enhance customer experience and service reliability for SCL customers. 2. Reinforce transmission interties and interconnections with PSE and BPA. 3. Improve SCL asset strengths and load capacity on existing transmission systems. 4. Reduce the risk of region-wide customer power.</p> <p>Alternative(s): City Light belongs to the Columbia Grid, a regional transmission planning organization. SCL and other Columbia Grid members considered alternatives such as new phase shifting transformers, 500kV transmission lines, and additional underground cables. The goal of the regional analysis was to minimize costs and impacts using a one-utility approach for solving the transmission congestion issues. The selected projects were chosen after two years of transmission system studies and analysis. The 2011 report can be found in City of Seattle Ordinance 123779, as an attachment with a table of the alternatives considered.</p>	System wide	\$3,995
MC-CL-ZC9972	Call Center Improvements - City Light	<p>Rationale: No Rationale Provided. Alternative(s): No Alternatives Provided.</p>	University District / Roosevelt / Northgate	\$107

*Amounts in thousands of dollars.

Appendix A: New or Expanded Capital Facilities

MC-CL-ZL8377	Transportation Streetlights	Rationale: 2010 EMS Streetlighting that SCL owns may need to be relocated for transportation purposes, just as other SCL facilities. Often SCL will pay to move all types of its facilities if a project is deemed a Transportation Project. Utilizing SDOT as the design and construction management consultant allows SCL to avoid being in the critical path of transportation projects. It also allows for leveraging engineering staff. Alternative(s): The do nothing alternative would hamper transportation projects and cause delays to the public.	System wide	\$6,207
MC-CL-ZL8378	Streetlights: Arterial, Residential and Floodlights	Rationale: Streetlights and floodlights are provided in public right of way, and on private property, for either public or private benefit. Often these lights are attached on existing City Light wood poles, but they may also be installed on separate metal poles, depending on the application. City Light owns the arterial and non-arterial lighting systems throughout the City of Seattle per Ordinance 119497. In other jurisdictions, franchise agreements may dictate City Light's requirement to support lighting needs. City Light has historically provided the resources to install street lighting. These capital costs are then reimbursed by the requesting party through monthly billing according to Seattle Municipal Code 21.49.060, Schedule T, Option C. Alternative(s): The do nothing alternative would deny new lighting, a service authorized by ordinance. In residential areas, public safety would remain at present levels. Along arterials, the existing aging system would deteriorate beyond usefulness and lag behind improved lighting standards.	System wide	\$1,568

**Amounts in thousands of dollars.*

Appendix A: New or Expanded Capital Facilities

MC-CL-ZL8441	Streetlight LED Conversion Program	Rationale: 2010 EMS - This project will reduce annually energy consumption by 40% (for those lights replaced), provide Greenhouse Gas Avoidance of 5,446 metric tons of carbon per year, and reduce maintenance cost of the Utility's streetlight system. The savings in energy and maintenance costs will pay for the initial investment within the life of the new system. The overall goal of this project is to improve customer service and reduce cost. With a total system conversion, it is estimated that annual operating costs will be reduced from \$10,180,213.59 per year to \$6,510,231.31 per year. Debt service for system conversion capital cost may be made with these savings. Through 2011, 20,000 cobrahead residential fixtures have been installed. In 2012, residential conversion will take place from the southern border of City Light's service area to Brandon St. The 2013 conversion effort includes residential and minor collector arterials in Zone 2 (250 watt High Pressure Sodium replacements), from Brandon St to Denny Way. Complete conversion of the residential streetlights completion anticipated by the end of 2014. Arterial cobrahead luminaire conversion will continue through 2017. Ornamental LED conversion anticipated through 2021. Alternative(s): No Alternatives Provided.	Citywide	\$1,611
MC-CL-ZL8481	Seattle Waterfront Streetlight Installation	Rationale: No Rationale Provided. Alternative(s): No Alternatives Provided.	1312 Western AVE	\$3,927

**Amounts in thousands of dollars.*

Appendix A: New or Expanded Capital Facilities

MC-CL-ZS8054	Meter Additions	<p>Rationale: Background: Of the 400,000 meters in City Light's metering system, approximately 80,000 are older than 30 years. City Light's Rates Unit estimates that replacing the meters would result in an increase in revenues of more than \$450,000 annually. City Light has a fiduciary responsibility to continually update the metering system. Due to continuous budget constraints, both in labor and material, targets of 10,000 obsolete meter exchanges were reduced in 2000, 2006 and 2008 to our current level of 5300, thus the backlog of older meters continues to increase. Methodology: New Service Installations: Over the past 9 years, new or upgraded services have averaged 5,500 a year. Material budgeting was based on a 2006 to 2008 average and current labor figures. These project funds support the demands of new construction and upgraded services. Obsolete Meter Exchange: The life cycle of a meter is 30 years based on the electro-mechanical meter. However, current and future electronic technology may reduce this life-span up to 50%. Older meters slow with age, resulting in a loss of revenue to the Department. Obsolete meters can account for up to 3 percent loss in department revenue. The Technical Metering Unit expects to exchange 10,000 obsolete meters annually starting in 2013 through 2016. Alternative(s): 1. Continue to replace obsolete meters at current level of 5,300 annually. City Light could not accurately bill for electrical consumption. Incur loss of City Light revenue due to slow meters. Results in increasing backlog of meters over 30 years old. Increased future utility costs due to replacing obsolete meters at an accelerated pace with higher labor and material costs. 2. Continue to replace obsolete meters at higher level of 10,000 annually. Increase number of customers who receive accurate and timely bills. Reduce loss of utility revenues due to slow meters. Avoid higher cost of meter replacement when meters fail.</p>	System wide	\$3,764
MC-CL-ZS8350	Overhead Outage Replacements	<p>Rationale: During unplanned outages, work often must be done that requires the complete replacement, rather than repair just one piece of equipment that is normally capitalized. This includes poles and transformers. This project is intended to capture those expenditures. Alternative(s): During an unplanned outage, feeder switching will restore most, if not all of the affected customers. The do nothing alternative possibly leaves the few affected customers without power. The system also remains in its damaged condition which severely limits the flexibility to switch the feeders to allow for other outages, both planned and unplanned. Planned outages are needed to accommodate line moves and other system work.</p>	System wide	\$1,035

**Amounts in thousands of dollars.*

Appendix A: New or Expanded Capital Facilities

MC-CL-ZS8352	Underground Outage Replacements	Rationale: During unplanned outages, work often must be done that requires the complete replacement rather than repair just one piece of equipment that is normally capitalized. This includes cable and transformers. When there are no customer outages, the goal is to restore the system to its normal configuration within two months, unless customer driven construction mandates an earlier deadline or the magnitude of the scope of the outage makes this impractical. Alternative(s): During an unplanned outage, feeder switching will restore most, if not all, of the affected customers. The do nothing alternative possibly leaves the few affected customers without power. The system also remains in its damaged condition which severely limits the flexibility to switch the feeders to allow for other outages, both planned and unplanned.	System wide	\$1,637
MC-CL-ZS8363	Network Additions and Services: Broad Street Substation	Rationale: The Broad Street Substation Network Additions and Services project connects approximately five small, four medium, and five large properties costing \$4.6 million and performs capacity additions work associated with service connections. These connections include condominiums, office buildings, medical facilities, hotels, and commercial and apartment buildings. Alternative(s): No Alternatives Provided.	319 6th AV N	\$9,979
MC-CL-ZS8364	Network Additions and Services: First Hill, Massachusetts, Union & University	Rationale: This Network Additions and Services project for the customers in the First Hill, Massachusetts, Union, and University District network areas provides service connections to approximately nine small, five medium, and four large properties costing \$3.5 million. These connections include condominiums, office buildings, medical facilities, hotels, and commercial and apartment buildings. Alternative(s): No Alternatives Provided.	1555 Utah AV S	\$4,030
MC-CL-ZS8365	Large Overhead and Underground Services	Rationale: There is a continuous demand for additional electric power services as new construction and renovation work occurs. Seattle City Light provides service to new customers in a safe, reliable, timely, and cost effective manner as a means to fulfill its commitment to be a customer and community focused organization. Alternative(s): Each service connection may have unique aspects that would require or facilitate design, construction, and financing alternatives. Seattle City Light will fully consider alternatives as a means to fulfill its commitment to be a customer and community-focused organization.	System wide	\$3,170

**Amounts in thousands of dollars.*

Appendix A: New or Expanded Capital Facilities

MC-CL-ZS8366	Medium Overhead and Underground Services	<p>Rationale: There is a continuous demand for additional electric power services as new construction and renovation work occurs. Seattle City Light provides service to new customers in a safe, reliable, timely, and cost effective manner as a means to fulfill its commitment to be a customer and community focused organization.</p> <p>Alternative(s): Each service connection may have unique aspects that would require or facilitate design, construction, and financing alternatives. Seattle City Light will fully consider alternatives as a means to fulfill its commitment to be a customer and community-focused organization.</p>	System wide	\$16,401
MC-CL-ZS8367	Small Overhead and Underground Services	<p>Rationale: There is a continuous demand for additional electric power services as new construction and renovation work occurs. Seattle City Light provides service to new customers in a safe, reliable, timely, and cost effective manner as a means to fulfill its commitment to be a customer and community focused organization.</p> <p>Alternative(s): Each service connection may have unique aspects that would require or facilitate design, construction, and financing alternatives. Seattle City Light will fully consider alternatives as a means to fulfill its commitment to be a customer and community-focused organization.</p>	System wide	\$5,719
MC-CL-ZS8379	Normal Emergency	<p>Rationale: This project will collect costs related to the annual storm invoked work orders, which results in more accurate accounting for weather related and other emergency outage situations and leads to better planning for similar future events. SCL traditionally has budgeted for these events in the Outage capital project. This did not allow us to easily account for emergencies versus billed work, such as car and pole accidents. Separating these charges will allow us to track costs and feasibly plan for future emergency situations. Alternative(s): To continue to mix emergency and non emergency work in the Outage capital project. This project does not add a body of work but clarifies the accounting for it.</p>	System wide	\$931
MC-CL-ZS8380	Major Emergency	<p>Rationale: This project will collect costs related to emergency work. This will result in more accurate accounting for weather related and other emergency outage situations. This project does not add a body of work, but clarifies the accounting for it. SCL traditionally has budgeted for these events in the Outage capital projects. This did not allow us to easily account for emergencies versus billed work such as car and pole accidents. Separating these charges will allow us to track costs and feasibly plan for future emergency situations. Alternative(s): To continue to mix emergency and non emergency work in the Outage capital projects.</p>	System wide	\$2,952

**Amounts in thousands of dollars.*

Appendix A: New or Expanded Capital Facilities

MC-CL-ZS8405	Network Additions and Services - Denny	Rationale: This is a mandated project that provides electrical service connections and related improvements in response to requests for service from customers. The project provides targeted civil and electrical design assistance to customers to connect existing and proposed buildings to the North Downtown network system. The conversion effort is quite large since we are installing a new network in this area. It is imperative to participate in early design discussions with customers building in the area. For existing buildings, the conversions to network service are complicated and require expert assistance. This project provides service connections to biotech industry, condominiums, office buildings, medical facilities, hotels, and commercial and apartment buildings. Alternative(s): 1. Do nothing. 2. Hook up customers as they request. Option 2 is recommended as it is most compatible with our mission of customer service.	Valley Street	\$9,929
--------------	--	---	---------------	---------

**Amounts in thousands of dollars.*

Appendix A: New or Expanded Capital Facilities

MC-CL-ZT8307	Alaskan Way Viaduct and Seawall Replacement - Utility Relocations	<p>Rationale: The Alaskan Way Viaduct replacement includes a complex transmission and network/non-network relocation, design and construction, and is on a fast track. This work is integrated and required by the broader transportation project. The externally generated project and schedule includes significant electrical relocation work in the near term that will extend for over a decade. The utility is required to relocate for transportation relocated projects. The City's overall plan for the Alaskan Way Viaduct project includes utility funded relocations for the viaduct replacement and for rebuilding the Seawall. The series of subprojects that make up the Alaskan Way Viaduct replacement have opportunities for system improvements that will also be funded under this program. For most of the subprojects in the Alaskan Way Viaduct project, utility relocations will lead the construction. Therefore any delay in accomplishing SCL work will result in delays along the overall projects critical path. While the designs & construction schedules for the various subprojects in the Alaskan Way Viaduct program are being sequenced and detail design is underway for the immediate projects, the central waterfront elements of the overall project are beyond this budget cycle and are still in the preliminary design phases. Alternative(s): The Alaskan Way Viaduct program provides the utility with a combination of obligations and opportunities for system improvements over the next 6 years. The Alaskan Way Viaduct program will likely be the City's primary construction focus as its various projects impact traffic and roadway construction, seawall stabilization, and urban design on the waterfront. Seattle City Light facility relocations will be a part of each of these projects. The global nature of the Viaduct Program also provides the opportunity to make system improvements that will provide for increased reliability and capacity for our customers. For example, work in the south end will include system improvements that will increase feeder capacity and reliability for Port customers. Undergrounding of transmission lines near Broad Sub are being done as part of an overall SDOT street improvement with costs shared based on a negotiated MOA with SDOT. The return of Aurora, north of Harrison Street to a city street, and the decommissioning of the Battery Street Tunnel provides an opportunity to extend ducts and vault across Aurora to help provide system capability to the NODO area.</p>	SR 99 / Battery St	\$11,229
--------------	---	--	--------------------	----------

**Amounts in thousands of dollars.*

Appendix A: New or Expanded Capital Facilities

MC-CL-ZT8369	Overhead and Underground Relocations	Rationale: This project provides the means to move City Light system infrastructure, located in the public right-of-way for transportation projects, including street widening and street vacation projects. This means moving distribution lines to make way for construction of buildings, bridges, airport runways, tunnels, and for other utilities. This project moves electrical lines to accommodate or take advantage of transportation-related projects being constructed by other agencies. The project builds new and replaces old line segments, installs and replaces poles, and adds or renovates underground facilities to the distribution system, as necessary, to relocate distribution systems for transportation projects, street vacations, or other projects proposed by outside (non-City Light) agencies. Some projects are paid for by City Light and some are paid for by the requesting agencies. This project provides the means to move the system for transportation projects in the public right of way, including street widening and street vacation projects. Alternative(s): The do nothing alternative leaves the distribution of facilities in their current location, which would interfere with the projects of the other agencies.	System wide	\$5,283
MC-CL-ZT8435	State Route 520 Bridge Relocations	Rationale: SCL is legally required to relocate its infrastructure to support transportation driven projects. Alternative(s): No Alternatives Provided.	SR 520 / Lake Washington	\$22
MC-CL-ZT8470	Center City Connector Streetcar City Light	Rationale: This SDOT project was initially proposed as the 1st Ave Streetcar project in 2009, but was deferred in favor of the 1st Hill Connector line. It is now being proposed as part of a wider mobility improvement initiative to be implemented along with the Alaskan Way Viaduct program. Alternative(s): Since this transportation relocation work is required, the "do nothing" alternative does not apply. Given the importance of SCL's infrastructure in the proposed project area, SCL engineering & project management will work with SDOT & contracting personnel to insure that the project design chosen has minimal impact on SCL customers & ratepayers while meeting the overall project's goals.	City Wide	\$35
MC-CL-ZT8471	Sound Transit Lynnwood - City Light	Rationale: See alternatives. This is a legally required relocations project for SCL. Alternative(s): The Sound Transit Lynnwood Link project is a mandatory distribution system relocations project for SCL. Pursuant to SCL's status as a utility operating in the public transportation right-of-way, SCL is required by Washington State law to facilitate construction of new transportation projects by other agencies, such as Sound Transit. Therefore, this is not an optional project for SCL.	City Wide	\$2,818

**Amounts in thousands of dollars.*

Appendix A: New or Expanded Capital Facilities

Seattle Department of Transportation

Project Name	Project ID	Project Capacity	Project Location	2020 Budget*
MC-TR-C004	Sound Transit - East Link	This project will provide design review, permitting, and construction support services for the Sound Transit - East Link project.	Citywide	\$70
MC-TR-C013	RapidRide Roosevelt	This project will increase the person-carrying capacity of Seattle's transportation network and of the regional transit network.	VARIOUS	\$15,036
MC-TR-C019	Neighborhood Traffic Control Program	This program will install traffic calming devices on neighborhood streets.	Citywide	\$5
MC-TR-C020	New Traffic Signals	This project will install new traffic signals to improve traffic flow, reduce the frequency and severity of traffic accidents, and support pedestrian activity.	Citywide	\$476
MC-TR-C021	Next Generation Intelligent Transportation Systems (ITS)	This project will install new Intelligent Transportation System equipment to improve traffic flow.	Citywide	\$1,579
MC-TR-C028	S Lander St. Grade Separation	The project will construct a grade separation of the S Lander St. roadway and the Burlington Northern mainline tracks between 1st and 4th Avenues S.	S Lander St/1st Ave S/4th Ave S	\$9,965
MC-TR-C029	Transit Corridor Improvements	This program implements projects that improve transit speed, reliability, access, and convenience, consistent with the Transit Master Plan.	Citywide	\$1,928
MC-TR-C030	Northgate Bridge and Cycle Track	This program will design and build pedestrian and bicycle improvements in order to increase safety and improve access to transit modes.	Multiple	\$17,822
MC-TR-C034	3rd Avenue Corridor Improvements	This project will increase the person-carrying capacity of Seattle's transportation network and of the regional transit network.	3rd AVE	\$1,400
MC-TR-C041	Non-Arterial Street Resurfacing and Restoration	This project is consistent with the priority placed on basic services and asset preservation, and protects the City's capital investment in non-arterial asphalt and concrete streets. City crews budgeted against this work are also those who respond to emergency events.	Citywide	\$1,590
MC-TR-C044	Burke-Gilman Trail Extension	This project will construct three miles of new multi-use trail.	VARIOUS	\$250
MC-TR-C047	Freight Spot Improvement Program	This project will improve mobility. Specific projects and the corresponding impacts on capacity are still to be determined.	Citywide	\$2,974

*Amounts in thousands of dollars.

Appendix A: New or Expanded Capital Facilities

MC-TR-C050	Urban Forestry Capital Establishment	The initial estimate for establishment provided by SDOT Urban Forestry as a component of the Org Based Budget is subject to confirmation near the end of construction to ensure support to complete the 3 year establishment for trees and associated planting installed by the project. This coordination between SDOT Urban Forestry and CP&RS supports the close out capital projects in timely manner.	Citywide	\$9
MC-TR-C051	Madison BRT - RapidRide G Line	This project will increase the person-carrying capacity of Seattle's transportation network and of the regional transit network.	Madison ST/Alaskan Way/Martin Luther King Junior W	\$51,350
MC-TR-C062	Bike Master Plan - Protected Bike Lanes	This program will install bike lanes and bicycle route signing, and complete links or reconstruct key sections of urban trails in order to increase bicycle safety and access.	Citywide	\$5,251
MC-TR-C064	Vision Zero	This project will upgrade existing signals and signs, and install new ADA ramps, and pedestrian safety improvements.	Citywide	\$2,229
MC-TR-C072	Alaskan Way Main Corridor	The program will construct a new Alaskan Way surface street and public space.	VARIOUS	\$56,891
MC-TR-C087	SR-520 Project	This project will provide for the planning, design and EIS review on the SR 520 bridge replacement.	SR520 WB	\$806

**Amounts in thousands of dollars.*

Appendix A: New or Expanded Capital Facilities

Seattle Parks and Recreation

Project Name	Project ID	Project Capacity	Project Location	2020 Budget*
MC-PR-21001	Park Land Acquisition and Leverage Fund	This project will add acreage to Seattle's total park land acreage.	Citywide	\$1,050
MC-PR-21004	Activating and Connecting to Greenways	This project will increase the number of miles of safe pedestrian routes for all ages.	Citywide	\$226
MC-PR-41029	Parks Upgrade Program	Capacity will depend on the project scopes that will be the subject of additional citizen review consistent with the Parks Department's Public Involvement Policies.	Citywide	\$808
MC-PR-41039	Play Area Renovations	The project improves the safety and usability of the play areas, ensuring that Seattle's children can have a safe and enjoyable place to play.	Multiple	\$575

*Amounts in thousands of dollars.

Appendix A: New or Expanded Capital Facilities

Seattle Public Utilities

Project Name	Project ID	Project Capacity	Project Location	2020 Budget*
MC-SU-C1111	Water Infrastructure-Water Main Extensions	This project will install approximately 8,000 feet of new watermains per year.	Citywide	\$1,977
MC-SU-C1112	Water Infrastructure-New Hydrants	This project will improve fire protection by increasing the number of fire hydrants in the city.	Citywide	\$14
MC-SU-C1504	Regional Water Conservation	This project will extend SPU's water supply by up to 11 MGD using demand reduction from customer upgrades in water-using facilities and equipment to be more water efficient.	Citywide and Regional	\$1,154
MC-SU-C1505	Seattle Direct Water Conservation	This project will upgrade water-using facilities to be more water efficient and accelerate conservation savings by 3 million gallons per day in conjunction with reservoir covering, other system efficiencies, and upgrades to low income customer facilities.	Citywide and Direct Service	\$664
MC-SU-C2302	South Recycling Center	This project will replace the existing facility to increase the capacity to recycle more solid waste and improve the transfer capability of non-recyclable materials.	8100 2nd AVE S	\$13,000
MC-SU-C3604	Long Term Control Plan	This project will determine size and location of all future CSO control facilities within the City.	Various	\$800
MC-SU-C3610	Green Stormwater Infrastructure Program	This project increases capacity to convey combined sewer flows by slowing stormwater flows and reducing volumes entering the combined system, this is achieved by slowing, infiltrating or reusing stormwater.	Citywide	\$528
MC-SU-C3611	CSO Facility Retrofit	This project will retrofit, upgrade, and modify existing Combined Sewer Overflow reduction facilities.	Various	\$3,546
MC-SU-C3703	Pump Station & Force Main Improvements	This program will provide wastewater pump station improvements, upgrades, repairs and rehabilitation.	Various	\$7,152
MC-SU-C3802	Drainage Capacity Program	This program will provide flood control and local drainage and wastewater projects in under-served parts of Seattle to improve system capacity or increase the existing level of service.	Various	\$2,754
MC-SU-C3804	Sanitary Sewer Overflow Capacity	This project will add capacity to the existing sanitary sewer collection system to improve service and accommodate growth.	Various	\$11,807
MC-SU-C3806	South Park Stormwater Program	New Pump Station with capacity of 44 cubic feet per sec, an associated stormwater filtration facility will treat flows up to 11 CFS, with the balance of higher flows bypassing filtration and pumped directly to the river.	698 S Riverside DR	\$23,008

*Amounts in thousands of dollars.

Appendix A: New or Expanded Capital Facilities

MC-SU-C3812	Broadview Long-Term Plan	Program does not increase capacity.	Broadview	\$5,329
MC-SU-C4107	Regional Facility - Other	This program will improve facilities at SPU's regional sites.	Regional	\$3,614

**Amounts in thousands of dollars.*

DEPARTMENT OF FINANCE AND ADMINISITRATIVE SERVICES

Project ID: MC-FA-FS31IMP
Project Title: Fire Station 31 Temporary Station
Location: 1319 N Northgate Way
2021 Proposed Budget: \$ 1,300,000
Description: This project provides resources to provide an interim location for Fire Station 31. The project includes leasing an interim site for the fire station, providing tents and trailers to house the fire fighters and equipment, and identifying a for a permanent fire station.

Project ID: MC-FA-HCMSYS
Project Title: Human Capital Management System
Location: N/A
2021 Proposed Budget: \$ 7,500,000
Description: This technology project funds the planning, design and replacement of the a Human Resource Information System (HRIS), which includes the citywide pay and benefit system, with a new Human Capital Management (HCM) system. timing of this project is critical for the citywide HR, timekeeping and payroll system, which will no longer be supported after 2023. The project was approved by the Enterprise Oversight Board (EOB) in February 2020 and will managed out of the FAS Business Systems division, with funding and partnership from Seattle Department of Human Resources (SDHR) and Seattle IT (ITD)

Project ID: MC-FA-SMTELVHRB
Project Title: Seattle Municipal Tower Elevator Rehab
Location: 700 Fifth AVE
2021 Proposed Budget: \$ 8,500,000
Description: This project will improve the operation, reliability, and system performance of the Seattle Municipal Tower (SMT) elevators. The work will bring the SMT elevators to current building codes and into compliance with Americans with Disabilities Act (ADA) requirements. This project is envisioned to be a multi-year effort that must be phased to minimize impacts on SMT ongoing building operations, and on the approximately 4,000 city staff who work in the building and the public who visit the SMT to access City services.

DEPARTMENT OF PARKS AND RECREATION

Project ID: MC-PR-21009
Project Title: Athletic Field Improvements
Location: Various

2021-2026 Proposed Capital Improvement Program

Appendix B: Capital Projects passing the \$5 million threshold with the 2021 Proposed allocation.

2021 Proposed Budget: \$ 600,000

Description: This project is an ongoing program designed to improve Seattle Athletic Fields. Funding for these improvements is provided by various sources including Athletic Field revenues.

Project ID: MC-PR-41004

Project Title: Aquarium Major Maintenance

Location: 1483 Alaskan WAY

2021 Proposed Budget: \$ 1,221,921

Description: This ongoing project provides funds for major maintenance at the Aquarium and other related items. Typical projects include seawater pump replacement, tank repairs, energy efficient systems upgrades, exterior decking repairs, Americans with Disabilities (ADA) access improvements, roofing and seismic upgrades, and related work. The facility was constructed in 1980, and a partial addition was installed on Pier 59 portion of the building in 2006. Due to the harsh saltwater environment, Aquarium facilities have a shorter lifespan than similar facilities not located over saltwater. The individual projects will address health and safety codes, extend the life of the asset, improve access for all, reduce energy costs, and improve the overall Aquarium experience for the public. This project is part of the Seattle Park District measure put before voters in 2014.

Project ID: MC-PR-41070

Project Title: Athletic Field Replacements

Location: Various

2021 Proposed Budget: \$ 3,326,560

Description: This program replaces field surfacing systems for fields at the end of their lifecycle. These replacements may include replacement or addition of natural turf, fiber carpets, drainage features, infill material, shock attenuation layers or related features and allow the continued safe and playable use and scheduling of playfields for sports and other activities.

SEATTLE CENTER

Project ID: MC-SC-S0305

Project Title: General Site Improvements

Location: Seattle Center Campus

2021 Proposed Budget: \$ 550,000

Description: This ongoing project improves the safety, security, facility integrity, and visitor experience on the Seattle Center campus. Improvements may include, but are not limited to, installation of security bollards, lighting upgrades, sealing of building exteriors, technology and security system upgrades, and renovation fountains, site amenities and open spaces.

SEATTLE CITY LIGHT

2021-2026 Proposed Capital Improvement Program

Appendix B: Capital Projects passing the \$5 million threshold with the 2021 Proposed allocation.

Project ID:	MC-CL-XF9239
Project Title:	Transportation Electrification
Location:	System Wide
2021 Proposed Budget:	\$ 3,980,000
Description:	This ongoing project develops electrification infrastructure for light-duty, medium-duty, and heavy-duty electric vehicles (including transit, commercial government and non-profit fleets, delivery vehicles, personal vehicles and freight vehicles) as well as ferry and port systems. The portfolio of projects be developed based on a committed customer engagement effort and is expected to include support for electrified public transit, investments in and support for electric vehicle charging infrastructure, engineering support, installation services and/or construction services and related infrastructure. The project also includes the enabling investments in grid modernization as including automation and smart grid technology, distributed generation (so wind, etc.) and energy storage equipment, and demand side management to better support and align customer energy demands with supply.
Project ID:	MC-CL-XS6540
Project Title:	Skagit - Boat Facility Improvements
Location:	Newhalem Creek Rd, Marblemount, WA 98267
2021 Proposed Budget:	\$ 898,983
Description:	This project provides design and construction of several new structures to support industrial and recreational boat operations on our Skagit reservoirs. Structures include a new tour dock, new dry dock, additions to the existing boat houses and a new barge landing in Diablo. The project provides improved visitor access for the Skagit Boat Tour, safer boat fueling facilities, reduced impact of snowfall on boats, consolidated barge landings, and improved dry docks.
Project ID:	MC-CL-XS6562
Project Title:	Ross - Governors
Location:	Ross Powehouse
2021 Proposed Budget:	\$ 350,098
Description:	This project replaces governor controls on all four of the Ross Powerhouse generating units.
Project ID:	MC-CL-ZS8350
Project Title:	Overhead Outage Replacements
Location:	System wide
2021 Proposed Budget:	\$ 1,035,325

Appendix B: Capital Projects passing the \$5 million threshold with the 2021 Proposed allocation.

Description: This ongoing project supports the capitalized portion of work resulting from unplanned, non-emergency, overhead outages. These outages result from events, such as storms, accidents, and equipment failures. The project funds permanent storm repairs and construction of new infrastructure to bypass failing equipment. The project ensures that customers' electric power is restored as quickly as possible.

SEATTLE DEPARTMENT OF TRANSPORTATION

Project ID: MC-TR-C031
Project Title: Pedestrian Master Plan - Stairway Rehabilitation
Location: Various
2021 Proposed Budget: \$ 1,462,250
Description: This ongoing program implements the Pedestrian Master Plan. The primary goals of the Pedestrian Master Plan is to reduce the number of crashes involving pedestrians; make Seattle a more walkable city for all through equity in public engagement, service delivery, accessibility, and capital investments; develop a pedestrian environment that sustains healthy communities and supports a vibrant economy; and raise awareness of the important role of walking in promoting health and preventing disease. The sub-program, Stairway Rehabilitation, funds projects to rebuild and/or rehabilitate stairways to the current standards, that includes but not limited to adding proper width, step height, grip rail, landings, and other features required by the Americans with Disabilities Act. The historical LTD amount for the Stairway Rehabilitation is in project TC367150.

Project ID: MC-TR-C036
Project Title: SPU Drainage Partnership - Broadview Pedestrian Improvements
Location: Various
2021 Proposed Budget: \$ 4,375,938
Description: This project funding will be used to install pedestrian improvements as part of SPU's larger Broadview Sewer and Drainage Improvement project. The Broadview sewer system was built in the 1950's and cannot handle the combination of additional flow from the homes and business that have developed since then and the additional storm water that is entering the system from downspouts directly connected to the sewer system as well as additional storm water entering through deteriorated pipes. This area is also lacking conventional sidewalks and would benefit from pedestrian improvements. The overall project goal is to reduce the potential for sewer backups and surface flooding for the Broadview neighborhood while improving the pedestrian environments.

Project ID: MC-TR-C053

2021-2026 Proposed Capital Improvement Program

Appendix B: Capital Projects passing the \$5 million threshold with the 2021 Proposed allocation.

Project Title: Route 7 Transit-Plus Multimodal Corridor Project
Location: Rainier AVE
2021 Proposed Budget: \$ 2,088,233
Description: This project, in partnership with King County Metro, will make street improvement on Rainier Ave which could include key features: dedicated bus lanes and queue jumps; and improvements to crossings and transit connections to help people access transit safely.

Project ID: MC-TR-C054
Project Title: SPU Drainage Partnership - South Park
Location: TBD
2021 Proposed Budget: \$ 7,137,395
Description: This funding will be used to partner with SPU's South Park Drainage Improvement projects. SPU is planning to install a pump station to control flooding in the South Park area. However, that alone will not control flooding. Many streets in the area are in poor condition and don't have a street drainage collection system. This funding will allow SPU and SDOT to partner to install the needed collection systems and repair the deteriorated roads.

Project ID: MC-TR-C074
Project Title: NE 43rd Street Improvements
Location: NE 43rd ST
2021 Proposed Budget: \$ 2,305,600
Description: This project will implement streetscape and pedestrian improvements on NE 43rd Street between Brooklyn Ave NE and 15th Ave NE to improve access to the Link Light Rail station, which is scheduled to open in 2021. The project will transform the operation of NE 43rd St between Brooklyn Ave NE and University Way NE to one-way westbound transit-only travel and between University Way NE and 15th Ave NE to one-way westbound, all vehicle travel. The roadway will be optimized for pedestrians with a curb-less roadway section, widened sidewalks, pedestrian illumination, bio retention, and rain gardens. A protected bike lane will be provided for eastbound bike traffic and westbound bicycle traffic will share the travel lane with westbound traffic. The project is scheduled to begin construction in the summer of 2020.

Project ID: MC-TR-C088
Project Title: Sound Transit 3
Location: Various
2021 Proposed Budget: \$ 1,359,520
Description: The City of Seattle is committed to actively collaborating with Sound Transit early in the environmental assessment and design phases of ST3 projects to refine and provide certainty around project scope and cost estimates, and to streamline and expedite the permitting processes.

2021-2026 Proposed Capital Improvement Program

Appendix B: Capital Projects passing the \$5 million threshold with the 2021 Proposed allocation.

Project ID:	MC-TR-C106
Project Title:	Rapid Ride C & D Line Improvements
Location:	Various
2021 Proposed Budget:	\$ 6,000,000
Description:	This project will deliver additional transit spot improvements aimed at improving travel time and reliability along RapidRide C&D lines, in preparation for Light Rail extensions into the West Seattle and Ballard neighborhoods. These projects make changes to SDOT-owned infrastructure, including streets and signals, and will result in adjustments to signal and street operations.
Project ID:	MO-TR-D006
Project Title:	Debt Service - REET II
Location:	N/A
2021 Proposed Budget:	\$ 8,291,457
Description:	The project funds debt service for the following capital projects: Alaskan Way Viaduct/Seawall (MC-TR-C006), Alaskan Way Main Corridor (MC-TR-C072), and Fremont Bridge Approaches (TC365790, no new Project ID because project completed prior to 2018).

SEATTLE PUBLIC UTILITIES

Project ID:	MC-SU-C5403
Project Title:	Enterprise Information Management
Location:	Various
2021 Proposed Budget:	\$ 3,050,000
Description:	This ongoing project provides integrated technology solutions in support of the management of SPU's corporate knowledge, including data, information, documents, and web content. Typical improvements may include, but are not limited to, replacement of shared file storage, new online collaboration tools, introduction of workflow, tracking & reporting applications, web content management systems, and an enterprise document management solution. This ongoing project enhances SPU's ability to retrieve, share, distribute and manage corporate information.

1% for Art: A program administered by the Office of Arts and Culture (ARTS) that sets aside one percent of eligible City capital improvement project funds for the commission, purchase, and installation of artworks.

2000 Parks Levy (“Neighborhood Parks, Green Spaces, Trails, and Zoo Levy”): A \$198.2 million, eight-year levy lid lift passed by Seattle voters in November 2000. The levy is designed to fund more than 100 park, open space, and recreation projects throughout the city.

2008 Parks Levy (“Parks and Green Spaces Levy”): A \$145.5 million, six-year levy lid lift passed by Seattle voters in November 2008. The levy was designed to fund park and green space acquisition, capital expansion and renovation of parks, and park facilities throughout the city.

Americans with Disabilities Act (ADA): A comprehensive civil rights law for people with disabilities passed by the federal government in 1990.

Allocation: The expenditure amount planned for a project or service that requires additional legislative action, or “appropriation,” before expenditures are authorized.

Appropriation: A legal authorization granted by the City’s legislative authority (the City Council) to make expenditures and incur obligations for specific purposes.

Asset Preservation (also known as Major Maintenance): Capital improvement projects that involve major repairs or rehabilitation of existing City facilities.

Capital Improvement Program (CIP): Annual appropriations from specific funding sources are shown in the City’s budget for certain capital purposes, such as street improvements, building construction, and some types of facility maintenance. The CIP is a six-year allocation plan presented as a document separate from the Budget that details all projects, fund sources, and expenditure amounts including many multi-year projects that require funding beyond the one-year period of the annual Budget.

Capital Projects Funds: Funds with resources set aside to acquire or construct major capital facilities that allow the monitoring of revenues and expenditures of authorized voter approved and Councilmanic bonds and levies.

Capital Projects Passing the \$5 million threshold with the 2020 Adopted allocation (Appendix B): Pursuant to the 1999 settlement agreement in CLEAN, et. al v. City of Seattle, the City has adopted policies regarding public notification when capital projects cross certain spending thresholds. Resolution 31203 updated those policies to require a list of all Capital Projects for which the City has cumulatively spent more than \$5 million with the adoption of the current annual Budget be published as an appendix to the Capital Improvement Program.

Community Development Block Grant (CDBG): An annual grant to Seattle and other local governments from the U.S. Department of Housing and Urban Development to support economic development projects, housing and services in low-income neighborhoods.

Comprehensive Drainage Plan: A Citywide drainage management program for capital improvements and ongoing maintenance. It establishes a monitoring program and identifies measures to control flooding and pollution, such as regulatory controls and public education.

Cumulative Reserve Fund (CRF): A source of ongoing local funding to support capital projects in general government departments. The CRF consists of two accounts: The Capital Projects Account and the Revenue Stabilization Account. The Capital Projects Account has three Funds: REET I Capital Projects Fund, REET II Capital Projects Fund, and the Unrestricted Cumulative Reserve Fund.

Design Build Operate (DBO): A non-conventional approach to implementation of major capital projects, wherein a single vendor is responsible for design, construction, and long-term operation of a facility.

Debt Service: Annual principal and interest payments that local government owes on money that it has borrowed.

Endangered Species Act (ESA): Legislation passed by the federal government in 1973 to conserve the ecosystems upon which endangered species depend upon and to conserve and recover listed species.

Fire Facilities and Emergency Response Levy: A \$167 million, eight-year levy lid lift, approved by voters in November 2003. The Levy includes funds for more than 40 projects to upgrade, renovate, or replace most of the City's fire stations, construct new support facilities for the Fire Department, construct a new Emergency Operations Center and Fire Alarm Center, procure two new fireboats and rehabilitate an existing one.

Fund Balance: The difference between the assets and liabilities of a fund. This incorporates the difference between the revenues and expenditures each year.

General Fund: A central fund into which most of the City's general tax revenues and discretionary resources are pooled and allocated to support many of the operations of City government. General Fund dollars appear in the CIP in two places: the General Fund contribution to the Cumulative Reserve Fund (if any) and appropriations to capital projects from a department's operating budget.

Geographic Information System (GIS): A tool that enables users to analyze and understand the spatial relationships among things that exist and occur in a location. The results of geographic analysis can be communicated with maps and/or reports.

Growth Management Act (GMA): Passed by the state legislature in 1990, the Growth Management Act encourages strategic land use planning and provides protection for environmentally sensitive areas.

Habitat Conservation Plan (HCP): A 50-year commitment by the City and Seattle Public Utilities to protect and restore the Cedar River Watershed.

Leadership in Energy and Environmental Design (LEED): A green building rating system for new and existing commercial, institutional, and multi-family residential buildings that evaluates environmental performance from a "whole building" perspective. There are four rating levels: Bronze, Silver, Gold, and Platinum.

Levy Lid Lift: An increase in regular property taxes for a general or designated purpose—for example, the 2008 Parks Levy.

Levy to Move Seattle: A nine-year, \$930 million-dollar levy passed by voters in November 2015. The levy provides funding to improve safety for all travelers, maintain streets and bridges, and invest in reliable, affordable travel options.

Limited Tax General Obligation (“LTGO” or “Councilmanic”) Bonds: Bonds that are issued by the City Council without voter approval. The debt service on these bonds is typically repaid from existing general government revenues or from revenues generated by the project(s) financed with the bonds.

Major Maintenance: See “Asset Preservation” above.

Municipal Art Plan: A plan prepared by the Office of Arts and Culture that establishes budgets for new 1% for Art program projects and describes the status of existing projects.

Neighborhood Matching Subfund (NMF): A fund administered by the Department of Neighborhoods to provide money to Seattle neighborhood groups and organizations for neighborhood-initiated improvement, organizing, or planning projects. The community’s contribution of volunteer labor, materials, professional services or cash is “matched” by cash from the fund.

Operating Budget: The portion of a budget that deals with recurring expenditures such as salaries, electric bills, postage, printing, paper supplies, and gasoline.

Public Works Trust Fund: A low-interest state revolving loan fund designed to help local governments with the repair, replacement, and rehabilitation of public works infrastructure.

REET I and REET II: The Real Estate Excise Tax (REET) is levied on all sales of real estate with the first 0.25% of the locally imposed tax going to REET I and the second 0.25% for REET II.

Seattle Metropolitan Park District: In August 2014, voters passed a ballot measure creating the Seattle Metropolitan Park District. The goal of the park district is to provide long-term, stable funding to support recreation programming, parks projects and the critical needs for investment in major and ongoing maintenance.

Unlimited Tax General Obligation (“UTGO” or “voted”) Bonds: Bonds issued after receiving approval by 60% of the voters in an election with at least 40% voter turnout. The debt service on these bonds is repaid from additional (“excess”) property tax revenues that voters approve as part of the bond measure.