



**LAW ENFORCEMENT  
ASSISTED DIVERSION**  
Let Everyone Advance with Dignity

# **LEAD services after the referral: a look at the cohort enrolled since ordinance adoption (October 2023)**

**APRIL 28, 2026**

*Cohort outcomes from the LEAD program · October 2023 – February 2026*

# LEAD model of care

- LEAD recovery services model of care aligns with **SAMHSA recovery framework** pillars (a safe place to live, access to medical & behavioral health care, relationship/connection, & well-founded hope for a meaningful life)
- Long term case management + legal services + legal system coordination
- Long term case management itself is a core recovery services intervention under WA law; case managers are skilled in supporting behavior change through motivational interviewing, broker other benefits & services, provide housing navigation & legal system coordination, & connect to clinically appropriate treatment resources

# SUBSTANTIVE MEETINGS AS BUILDING BLOCKS OF CHANGE

## Substantive Meetings

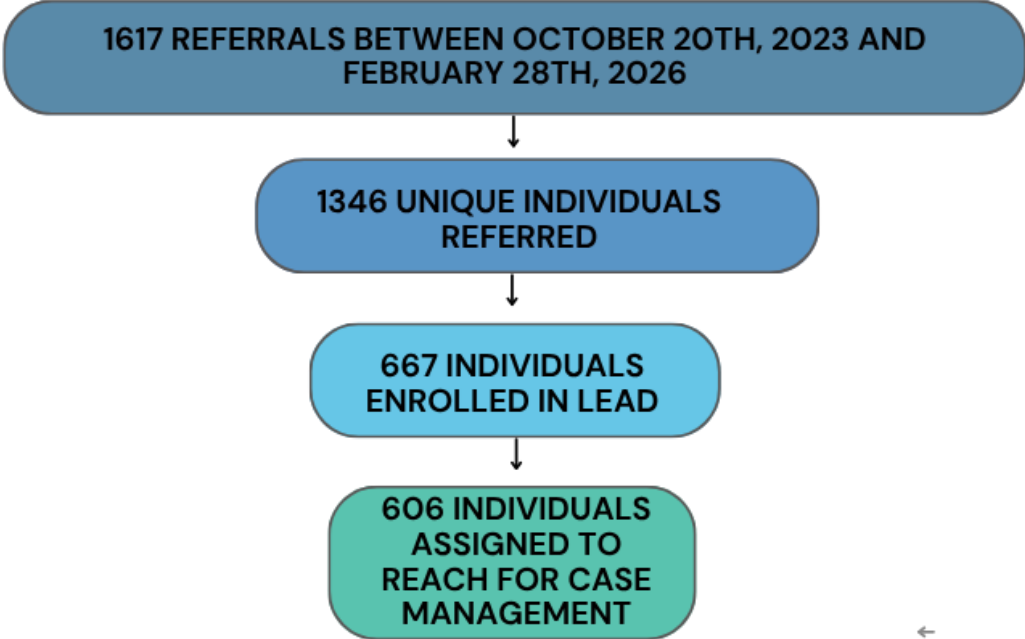


- “Substantive meetings” are encounters between LEAD clients & case managers working towards specific goals — not just a brief outreach encounter.
- In 2025, LEAD case managers conducted **33,056** substantive meetings with LEAD clients.

## ACCOMPLISHMENTS

- Independent UW researchers studied the LEAD care model & found that each meeting between a participant and case manager increases that person’s likelihood of gaining shelter or permanent supportive housing.
- The frequency & intentionality of substantive engagements generates meaningful change over time. Case managers use motivational interviewing techniques to advance change.

# COHORT STUDY: how model of care has played out for referrals since October 2023 adoption of Seattle drug ordinance

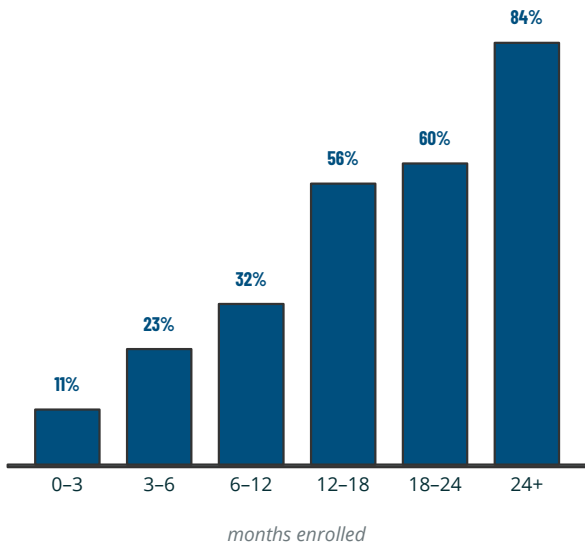


# substantive engagement → meaningful recovery progress

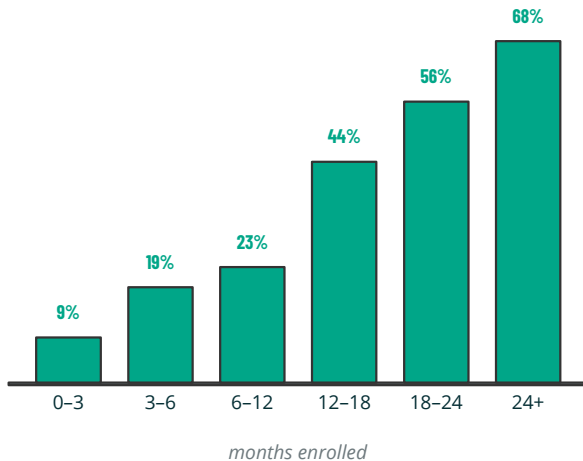
Type	<i>Substantive Meeting Working on Goals</i>	<i>Accomplishments</i>
Any outcome	~100%	97%
Recovery (SUD)	~94%	35%
Legal related	~93%	44%
Housing/Shelter	~98%	32%
Mental Health	~83%	13%
Physical Health	~85%	14%
Financial	~94%	22%

# sustained exposure enhances progress

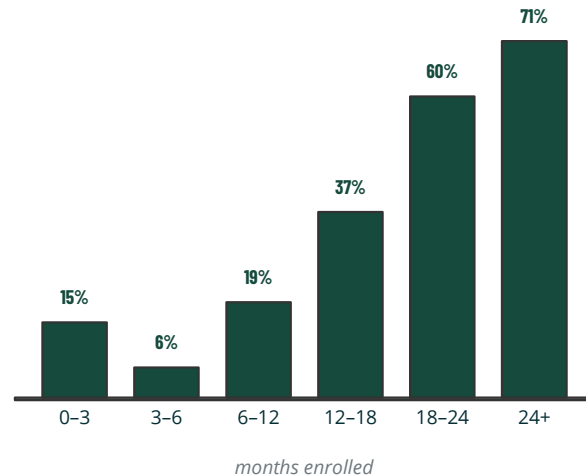
## LEGAL



## RECOVERY (SUD)



## HOUSING



**STATISTICAL EVIDENCE** · Days enrolled is the strongest predictor of SUD engagement we've measured.

LOGISTIC REGRESSION (N = 606) · Time in program is a highly significant predictor of every domain, controlling for pathway, funding cycle, and re-referrals. Legal:  $p = 1.0 \times 10^{-11}$ . Recovery services:  $p = 5.3 \times 10^{-6}$ . Housing:  $p = 3.8 \times 10^{-7}$ .

Analysis prepared by Dr. Tim Thomas, CIDR Lab.

