



Governance & Utilities Committee

# Utility Assistance Program Expansion and SLI Response

June 11, 2026



**Seattle**  
Utility Assistance

# Path to Today

- **2023-2024 Utility Assistance Programs Evaluation**
  - Customer-focused, third-party assessment of program impact, barriers, and opportunities
- **2024 Resolution 32139**
  - Direction to conduct a full analysis of activities to increase enrollment in the Utility Discount Program
- **2025 Response to Resolution 32139**
  - Using results from the evaluation, outlines an action plan to to reduce barriers to enrollment, increase customer retention, and expand enrollment pathways
- **2025 Statement of Legislative Intent SPU-12S-A-2**
  - Requests depts. to evaluate the impacts on utility rates of expanding the eligibility for the utility assistance to people making 70% or 80% AMI at a lower discount
  - Report out progress on program improvements to increase participation, enroll prequalified customers and decrease hurdles faced by seniors 65+
- **2026 Response to SLI SPU-12S-A-2**
  - Today's presentation
  - Full report emailed to Councilmembers on May 20, 2026

# Utility Discount Program (UDP)

SCL and SPU offer generous monthly discounts compared to peer utilities nationwide.



**60% OFF**



**50% OFF**

*or an equivalent credit on the SCL bill if they live in multifamily housing.*



Available to households with **incomes up to 70% State Medium Income**

*(\$66,984 for a 2-person household in 2026)*

*Administered by the Human Services Department, the program includes **\$4 million in utility-funded administration costs.***



# UDP's Impact for Customers



*"A benefit of UDP is better mental stability knowing **I am a bit more secure**...that my house is not at risk, and that my family can be supported because I am better able to budget more for food and other bills."*



*"I am retired and living on \$25,000 a year. With high utilities and property taxes, I had about \$100 left at the end of some months and thought I would be forced out of my home. **This program has saved my life!**"*

Annual UDP Savings

*Multifamily*

**\$1,444**

(Monthly Avg: \$120)

*Single family*

**\$2,456**

(Monthly Avg: \$205)

*UDP is funded by SCL and SPU ratepayers, including those enrolled in UDP.*

# Emergency Bill Assistance

## SCL's Emergency Bill Assistance

Up to **\$1420** in assistance per year for households with children

\$710 for households without children



## SPU's Emergency Assistance Program

Up to **\$1074** in assistance per year for households with children

\$537 for households without children



Available to households with **incomes up to 80% SMI** (\$76,548 for a 2-person household in 2026)

Available to households with **incomes up to 80% AMI** (\$105,408 for 2-person household in 2026)

## SCL's Project Share

Funded by customer donations

Provides a **\$250 bill credit**, once per calendar year



 Electricity bill    Public Utilities bill

# Policy Goals for Utility Assistance



Help customers **reduce** their utility burden.



Maintain **benefits** for customers most in need.




**Comply** with Washington Clean Energy Transformation Act (CETA) requirements.



Make enrollment and participation **simple and low effort** for customers.



**Reduce administrative burden** and improve efficiency for staff.





# Enrolling Pre-qualified Customers

- **New affordable housing partnerships for streamlined enrollment**
  - 20 new providers including SHAG senior housing and 11 onsite enrollment events in past year+
- **New pilot cross-enrollment partnership**
  - Public Health Access and Outreach team
- **Expanding auto-enrollment**
  - Added LIHEAP recipients, Bellwether Housing and King County Housing Authority residents in 2025
  - SHA residents auto-enrolled since 2016


# Community Partnerships

- **Partnering with nine local food banks** through HSD's Community Connectors program
- **Training DON Community Liaisons** to promote enrollment through in-language, culturally relevant outreach
- **Collaborating with trusted community organizations** to expand in-person enrollment support
- **Testing program improvements directly with community members and service providers** to strengthen outcomes
- **Introducing a new consent process** that enables case managers to support customers throughout enrollment



# Improving Customer Experience

## Paper Application



**Apply online** <https://utilityassistance.seattle.gov>  
For assistance completing this application or other questions, call (206) 684-0268.


**2026 Application Form**

**Do you need help with your Seattle City Light and/or Seattle Public Utilities bills?**  
Please use this application to determine your eligibility and apply for the programs below.

	PROGRAM DETAILS	ELIGIBILITY REQUIREMENTS
<b>Utility Discount Program</b>  UDP	The <b>Utility Discount Program</b> provides an ongoing 50% discount on your Seattle City Light electricity bills, and a 50% bill discount for customers who receive their water, sewer, and solid waste services from Seattle Public Utilities. If your landlord pays for the Seattle Public Utilities services at your building, you may be eligible for a utility credit.	You have a Seattle City Light and/or Seattle Public Utilities residential account in your name. Your household income is at or below the guidelines listed for the Utility Discount Program, below.
<b>Seattle City Light Emergency Bill Assistance</b>  EBA	If you owe \$250 or more on your Seattle City Light bill, you may qualify for help. <b>Emergency Bill Assistance</b> gives up to \$710 each year, or \$1,420 if you have children under 18, to lower your past-due balance.	You have a Seattle City Light residential bill in your name. You have received an urgent or shut-off notice OR have a past-due balance of \$250 or more. Your household income is at or below the guidelines listed for Emergency Bill Assistance.
<b>Seattle Public Utilities Emergency Assistance Program</b>  EAP	If you get water, sewer, and garbage service from Seattle Public Utilities, you may qualify for bill assistance. The <b>Emergency Assistance Program</b> gives up to \$537 annually, or \$1,074 for households with children under 18.	You have a Seattle Public Utilities residential account in your name, or if you rent, you have a Seattle City Light account in your name. The property is a single-family residence. Duplexes and multifamily buildings do not qualify. Your household income at or below the guidelines listed for Emergency Bill Assistance.
<b>Project Share</b>  PS	If you are struggling with past-due Seattle City Light (electricity) bills, <b>Project Share</b> can help. Eligible customers receive up to \$250 annually in immediate-emergency assistance to reduce their past due balance.	You have a Seattle City Light residential bill in your name. You have received an urgent or shut-off notice OR have a past-due balance of \$250 or more. Your household income is at or below the guidelines listed for Project Share.

UTILITY ASSISTANCE PROGRAMS COMBINED APPLICATION FORM - REV. 2026.1.5 - PAGE 1

Before



**2026 Application Instructions**  
Seattle City Light | Seattle Public Utilities

You can fill this out online.  
Scan QR code or enter:  
<https://utilityassistance.seattle.gov>

I Want To Lower My Utility Bills.

**Residential customers can apply for all Utility Assistance Programs with this application.**

Eligibility is based on your total household income.

Next Step → Check To See if You Qualify

- **Your Household**  
You + All Adults + All Children who live in the residence.
- **Your Monthly Household Income**  
All monthly pre-tax income from people 18 and over who live with you.

Get a Discount on Future Bills

Get Help with Bills You Already Owe

**Utility Discount Program (UDP)**  
Get 50-60% OFF your electric and water bills.

Your Household	Your Monthly Household Income (before taxes)
1	\$4,269
2	\$5,582
3	\$6,895
4	\$8,209
5	\$9,522
6	\$10,836

**Bill Assistance may be awarded based on income from a partial year. Eligibility for the Utility Discount Program is based on your household's annual income.**

Utility Discount Program (UDP) eligibility is based on your household's annual income.

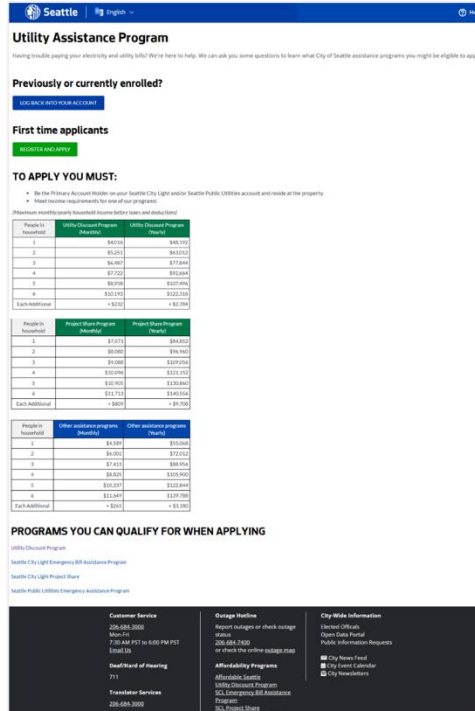
**Bill Assistance**  
Get \$250-700+ towards your electric or water bill.

Your Household	Your Monthly Household Income (before taxes)
1	\$7,680
2	\$8,784
3	\$9,876
4	\$10,960
5	\$11,840
6	\$12,720

**Bill Assistance may be awarded based on income from a partial year. Eligibility for the Utility Discount Program is based on your household's annual income.**

After

## Online Application



**Utility Assistance Program**

Previously or currently enrolled?  
[Click Back Here](#)

**First time applicants**  
Eligible and apply

**TO APPLY YOU MUST:**

- Be the Primary Account Holder on your Seattle City Light and/or Seattle Public Utilities account and reside at the property.
- Meet income requirements for one of our programs.

Household monthly household income before taxes and deductions

People in Household	Utility Discount Program (UDP)	Bill Assistance Program (BAP)
1	\$4,269	\$7,680
2	\$5,582	\$8,784
3	\$6,895	\$9,876
4	\$8,209	\$10,960
5	\$9,522	\$11,840
6	\$10,836	\$12,720
Each Additional	+ \$1,317	+ \$1,796

People in Household	Project Share Program (PS)	Project Share Program (PS)
1	\$7,173	\$7,173
2	\$8,486	\$8,486
3	\$9,799	\$9,799
4	\$11,112	\$11,112
5	\$12,425	\$12,425
6	\$13,738	\$13,738
Each Additional	+ \$1,315	+ \$1,315

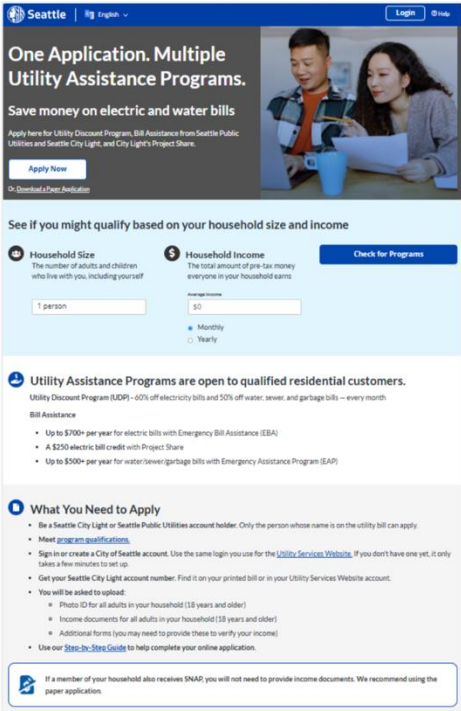
  

People in Household	Other assistance program (EAP)	Other assistance program (EAP)
1	\$4,269	\$4,269
2	\$5,582	\$5,582
3	\$6,895	\$6,895
4	\$8,209	\$8,209
5	\$9,522	\$9,522
6	\$10,836	\$10,836
Each Additional	+ \$1,315	+ \$1,315

**PROGRAMS YOU CAN QUALIFY FOR WHEN APPLYING**

- Utility Discount Program
- Seattle City Light Emergency Bill Assistance Program
- Seattle City Light Project Share
- Seattle Public Utilities Emergency Assistance Program

Before



**One Application. Multiple Utility Assistance Programs.**

Save money on electric and water bills

Apply here for Utility Discount Program, Bill Assistance from Seattle Public Utilities and Seattle City Light, and City Light's Project Share.

[Apply Now](#)

See if you might qualify based on your household size and income

**Household Size**  
The number of adults and children who live with you, including yourself

1 person

**Household Income**  
The total amount of pre-tax money everyone in your household earns

\$0

Monthly

Yearly

[Check for Programs](#)

**Utility Assistance Programs are open to qualified residential customers.**

Utility Discount Program (UDP) - 60% off electricity bills and 50% off water, sewer, and garbage bills - every month

**Bill Assistance**

- Up to \$700+ per year for electric bills with Emergency Bill Assistance (EBA)
- A \$250 electric bill credit with Project Share
- Up to \$500+ per year for water/sewer/garbage bills with Emergency Assistance Program (EAP)

**What You Need to Apply**

- Be a Seattle City Light or Seattle Public Utilities account holder. Only the person whose name is on the utility bill can apply
- Meet program qualifications
- Sign in or create a City of Seattle account. Use the same login you use for the [Utility Services Website](#). If you don't have one yet, it only takes a few minutes to set up.
- Get your Seattle City Light account number. Find it on your printed bill or in your Utility Services Website account.
- You will be asked to upload:
  - Photos ID for all adults in your household (18 years and older)
  - Income documents for all adults in your household (18 years and older)
  - Additional forms (you may need to provide these to verify your income)
- Use our [Step-by-Step Guide](#) to help complete your online application.

If a member of your household also receives SNAP, you will not need to provide income documents. We recommend using the paper application.

After


# Removing Barriers

- **Removed renewal requirement** for Senior 65+ households
- **Streamlined enrollment** for anyone in a SNAP household
- **Streamlined renewal requirement** for SNAP recipients

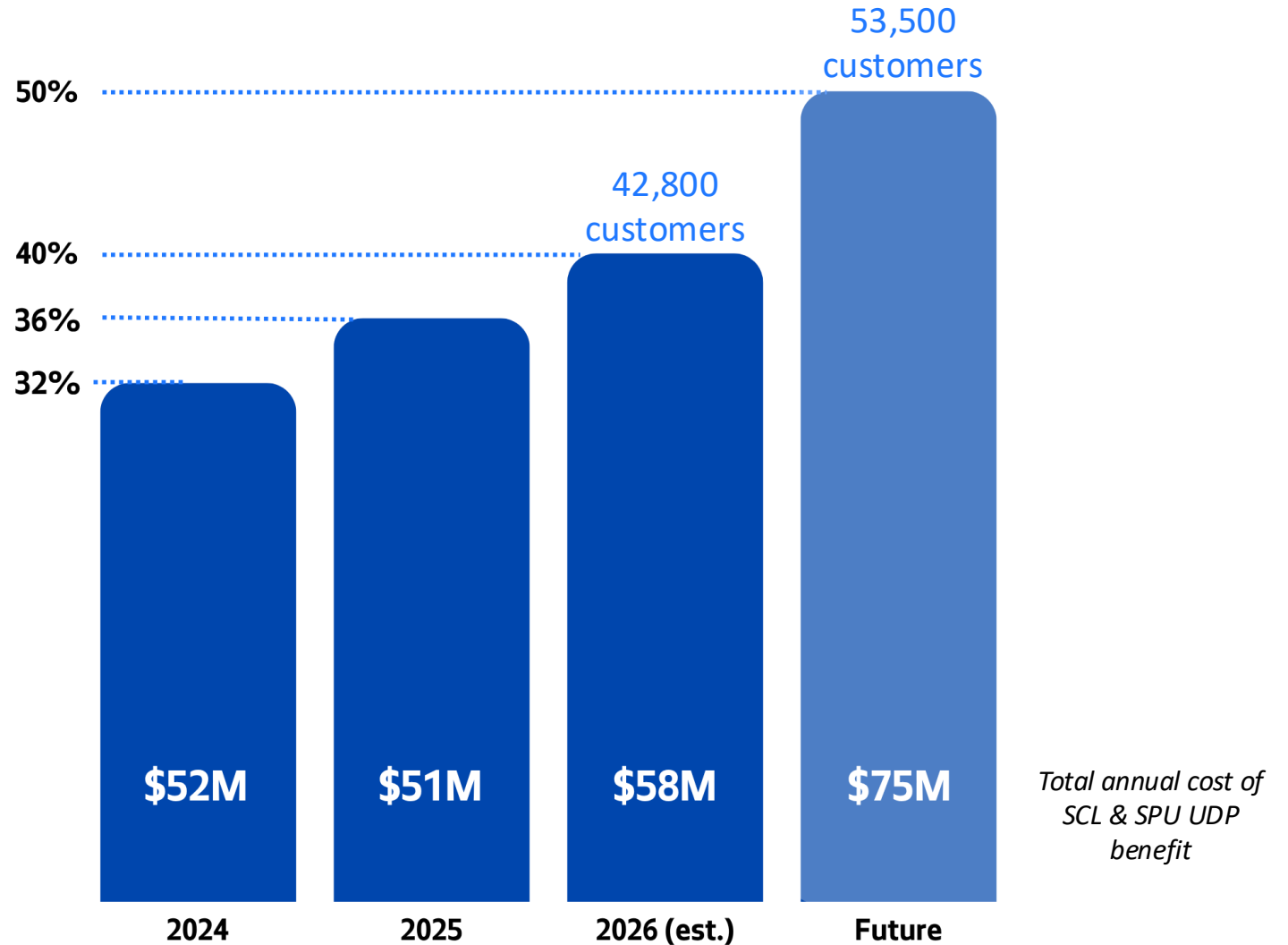
## Upcoming

- Redesigning the renewal process
- Streamlining income documentation
- Co-designing updated multi-lingual communications
- Conducting an options analysis for future technology





## Impact: Increasing participation of currently eligible customers



An elderly couple, a woman with short white hair and a man with grey hair and glasses, are sitting together and looking at a laptop screen. The woman is pointing at the screen. They appear to be in a living room setting. The image is overlaid with a blue graphic on the left side containing text and a logo.

# Utility Assistance Expansion

# Seattle Utility Assistance Stands Out Among Peers



Most peer programs either stop at lower eligibility thresholds (200% FPL or 60% AMI) or offer smaller, fixed monthly credits rather than broad percentage-based discounts.



## PSE

Max 45% discount  
<200% FPL, 5%  
discount 200% FPL to  
80% AMI



## SnoPUD

50% discount <100%  
FPL, 25% discount  
101-200% FPL



## Tacoma Public Utilities

\$44 credit for any  
household, up to 60%  
AMI



## SMUD

\$10-\$105 monthly  
credits, up to 200%  
FPL



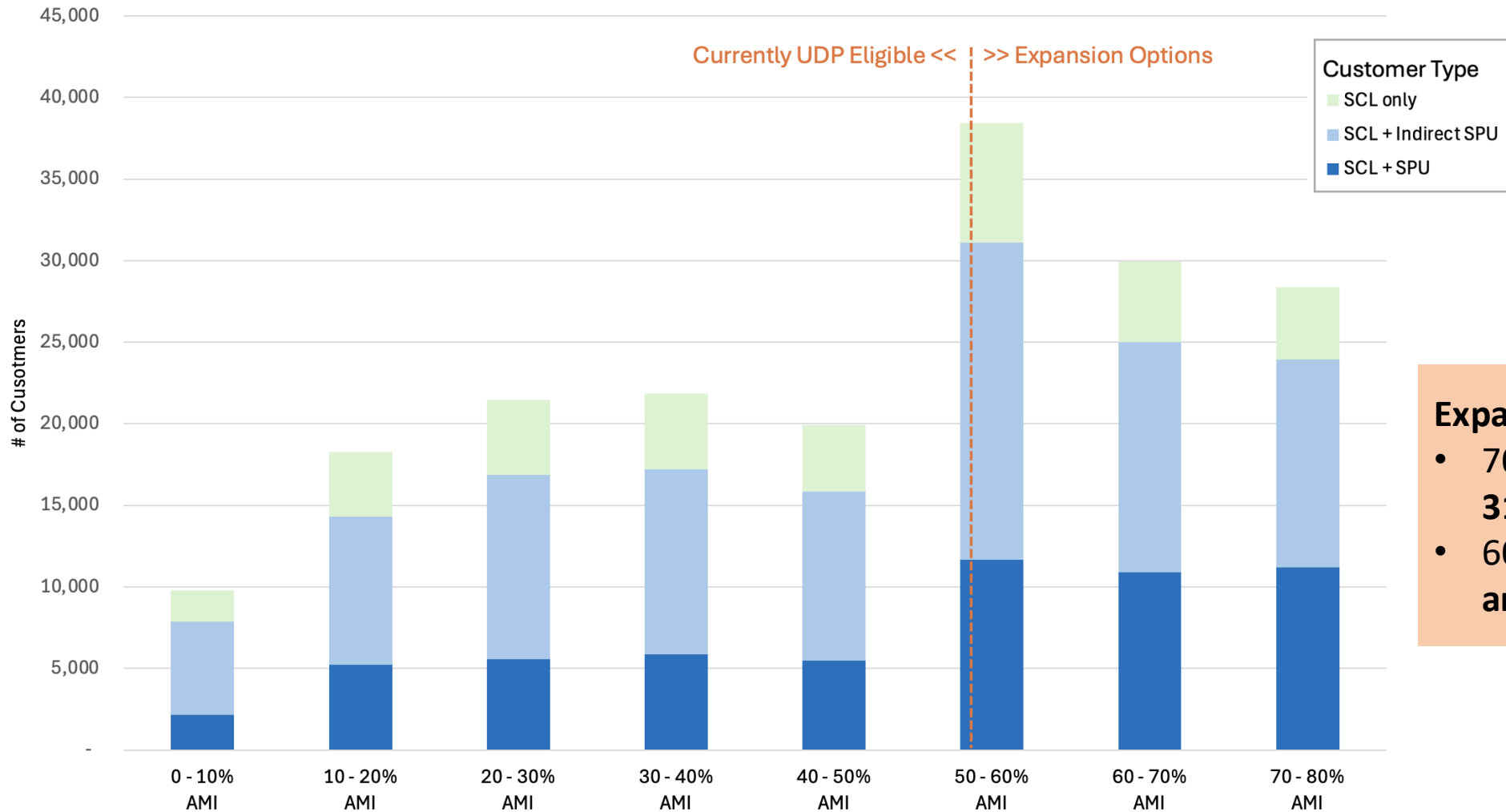
## Austin Water

40% discount, up to  
200% FPL

# Comparing State and Area Median Income

Household Size	Eligible Income Limits				
	Current UDP 70% SMI	Current Emergency Assistance 80% SMI	Area Median Income for King County		
			60% AMI	70% AMI	80% AMI
1	\$ 48,192	\$ 55,068	\$ 66,000	\$ 77,000	\$ 88,000
2	\$ 63,012	\$ 72,012	\$ 75,420	\$ 87,990	\$ 100,560
3	\$ 77,844	\$ 88,956	\$ 84,840	\$ 98,980	\$ 113,120
4	\$ 92,664	\$ 105,900	\$ 94,260	\$ 109,970	\$ 125,680

# Estimated Population by AMI Decile



## Expansion:

- 70% SMI to 60% AMI = **31,000** more customers
- 60% AMI to 80% AMI = **another 50,000** customers

# Who might be in each AMI category?

Currently UDP eligible		Expansion Options	
<p><b>0 – 30% AMI</b></p> <ul style="list-style-type: none"> <li>• One senior with average Social Security of \$2,100/month</li> <li>• SNAP recipient</li> </ul>	<p><b>30% AMI – 70% SMI</b></p> <ul style="list-style-type: none"> <li>• Two seniors with average Social Security</li> <li>• Full time minimum wage workers – barista, busser, cashier, receptionist</li> <li>• Home Health Aide</li> <li>• Custodian</li> </ul>	<p><b>70% SMI – 60% AMI</b></p> <ul style="list-style-type: none"> <li>• Assistant Preschool Teacher</li> <li>• Paraeducator</li> <li>• Medical Assistant</li> <li>• Grocery Store Cashier</li> <li>• Warehouse worker</li> <li>• Administrative Assistant</li> </ul>	<p><b>60% - 80% AMI</b></p> <ul style="list-style-type: none"> <li>• Laborer at Seattle Center</li> <li>• Legal Assistant at CAO</li> <li>• Retail/Restaurant Manager</li> <li>• Delivery Driver</li> <li>• Early Career Skilled Trades</li> </ul>
	<p>Wages</p> <p>FT Min Wage to \$24.63</p>	<p>\$24.64 - \$31.73</p>	<p>\$31.74 - \$42.30</p>

\*AMI is for 1-person households; each additional person in the household drives AMI lower

# Considering UDP Eligibility Expansion without Tiering

	Estimated annual SCL & SPU UDP benefit cost	Increase to SCL rates in Year 1	Increase to SPU rates in Year 1
<b>Current UDP Program at 70% SMI eligibility</b>	<b>\$50.6M</b>	-	-
<b>Expanding UDP eligibility without tiering:</b>			
70% SMI to 60% AMI	\$18.5M	0.5%	1.3%
60% AMI to 70% AMI	\$16.0M	0.9%	0.7%
70% AMI to 80% AMI	\$16.5M	0.9%	0.7%
<b>Total expansion 60-80% AMI</b>	<b>\$51.0M</b>	<b>2.4%</b>	<b>2.7%</b>

Expanding UDP to 80% AMI without tiering doubles the cost of the program for ratepayers.

# Utility Burden as One Metric

- Definition: percentage of gross household income spent on utility bills
  - CETA requires energy burden to be less than 6%
  - Water and wastewater national targets are generally less than 4.5%
- Analysis included electricity, water, sewer, and solid waste and a combined target of 10%
- SCL and SPU are well below the combined target for all but lowest income households

	0 - 10% AMI	10 - 20% AMI	20 - 30% AMI	30 - 40% AMI	40 - 50% AMI	50 - 60% AMI	60 - 70% AMI	70 - 80% AMI
No Discounts - Baseline	35%	15%	9%	7%	5%	4%	3%	3%
0 to 60% AMI SCL = 60% Discount SPU = 50% Discount	16%	7%	4%	3%	2%	2%		
60 to 80% AMI No Discount							3%	3%

# Utility Assistance Expansion Proposal

**April 2027: Expand Utility Discount Program up to 60% AMI**

- **Increases eligible households by ~31,000 customers**
  - 32% of all residential customers will be eligible
  - Includes ~8,800 newly eligible senior households
- **Expands at pace that can be supported financially**
  - SCL 2027-2028 rates include 0.5% impact
  - SPU 2025-2030 Strategic Business Plan rate impact is 0.1%
- **Continues generous program benefits compared to peer utilities**
  - 60% SCL bill discount and 50% SPU bill discount
- **Expands at pace that can be supported operationally**
  - Maximizes auto-enrollment by aligning with affordable housing
  - Continues effort to implement program improvements with community

# Utility Assistance Expansion Proposal

April 2027: Expand Emergency Assistance up to 80% AMI

- Increases access to ~50,000 more SCL customers and ~13,000 more SPU direct billed customers
- Customers receive assistance for 4 months of bills – essentially a 30% annual discount
- Expands maximum assistance all eligible households, not just those with minors
- Aligns SPU and SCL program policies to reduce customer confusion and streamline administration by removing SCL's minimum past due balance requirement



For customers below 60% AMI –

When Emergency Assistance is combined with UDP, customers pay only 25% of annual electricity costs and/or 33% of annual water/sewer/garbage bills

# Summary of Proposed April 2027 Expansion

## Utility Discount Program



- Expand eligibility from 70% SMI to **60% AMI**
- Maintain SCL 60% and SPU 50% bill discount
- Increase eligible population **by 28%**
- Provide an **additional ~\$19M** in annual bill discounts

## SCL Emergency Assistance



- Expand eligibility from 80% SMI to **80% AMI**
- Increase eligible population **by 37%**
- Provide an **additional ~\$1.5M** in assistance

## SPU Emergency Assistance



- Expand eligibility from 80% SMI to **80% AMI**
- Increase eligible population **by 50%**
- Provide an **additional ~\$1M** in assistance

# Utility Assistance Expansion – Phase 2

## 2029: Consider adding a 60-80% AMI tier to UDP

- Adding another 50,000 customers to UDP eligibility has significant operational and financial impacts
- Phasing provides runway to complete
  - Full implementation and continuous improvement of program evaluation recommendations, including development of additional data sharing partnerships for categorical enrollment
  - Allows participation rate to stabilize so financial impact is known
  - Technology options analysis and implementation planning for a tiered system

# Decreasing Hurdles for Seniors 65+

- **Targeted enrollment campaign**
  - New partnerships for pre-qualified enrollment with senior housing providers
  - On-site enrollment events at senior housing, senior centers, and senior resource events
- **Reduced administrative barriers**
  - Redesigned paper application to reduce technology barriers
  - Providing flexibility on income documentation
  - Removed eligibility renewal requirement for senior-only households so benefits are maintained as seniors age
- **UA Expansion Proposal**
  - Increases access to UDP for an additional 8,800 senior households
  - Doubles possible emergency assistance and expands access to another 10,800 senior households

# Upcoming Legislation

- **June 17 at Parks and City Light Committee**
  - SCL 2027-2028 Rates including SCL UDP expansion to 60% AMI
- **July 9 at Governance and Utilities Committee**
  - SPU 2027-2029 Water Rates including SPU UDP expansion to 60% AMI
  - SPU Emergency Assistance expansion to 80% AMI
  - SCL Emergency Assistance expansion to 80% AMI
- **2027 Annual Budget**
  - HSD UDP Staffing

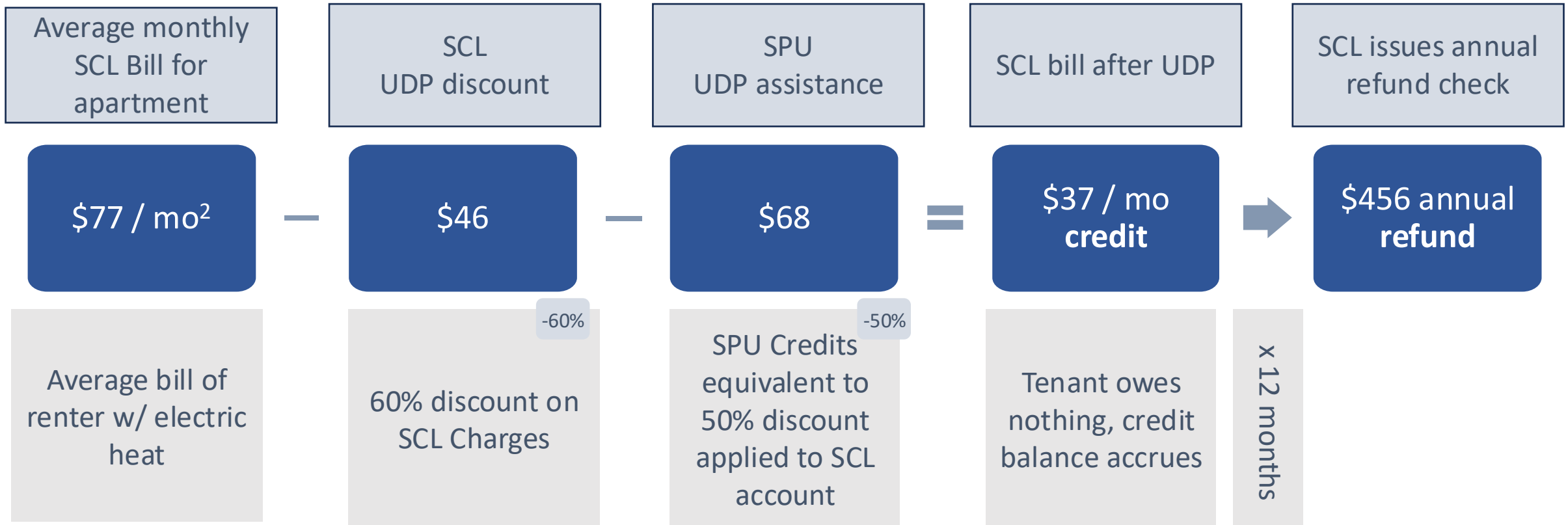
# Thank You!



# Appendix



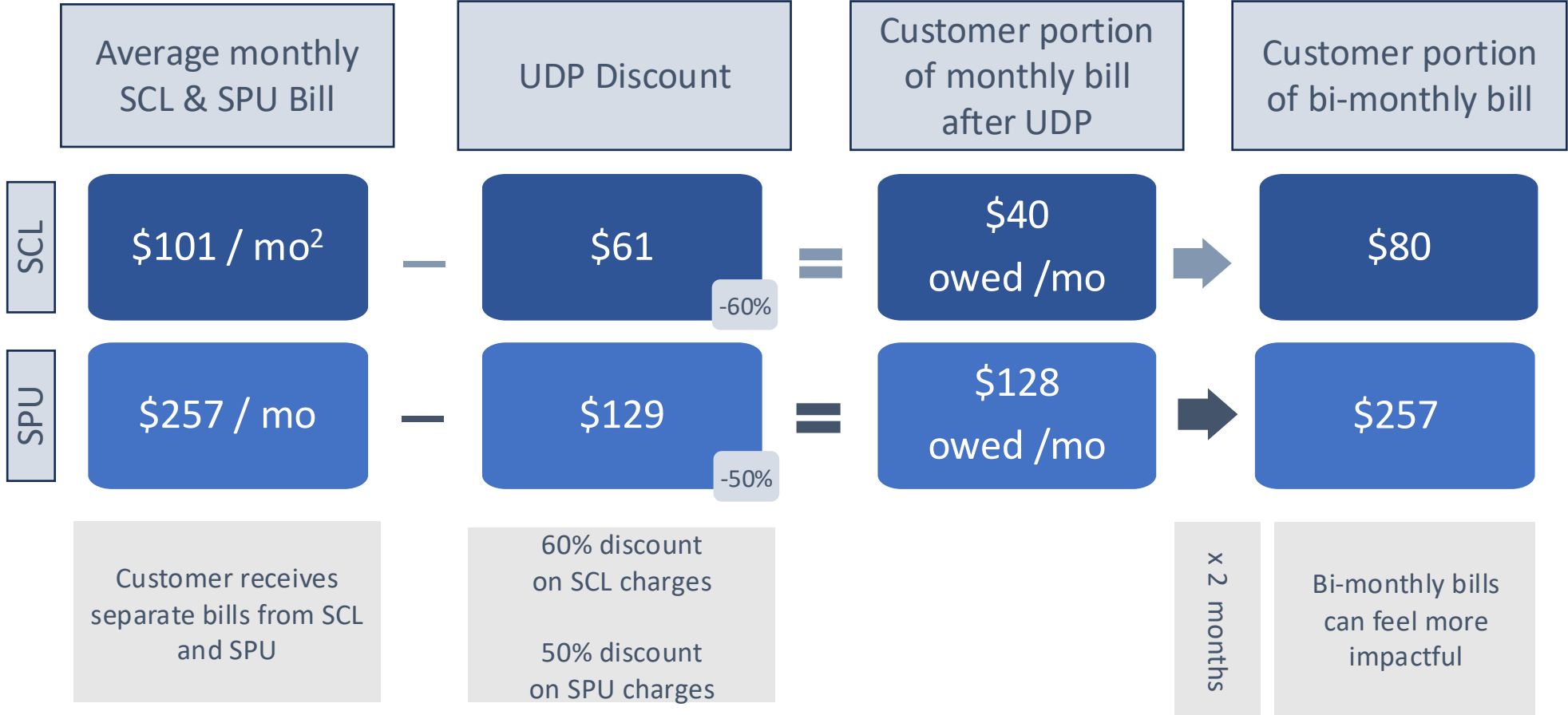
# UDP Example for Multifamily Residents<sup>1</sup>



<sup>1</sup> Overlapping SCL and SPU Territory. Approx 59% of currently eligible UDP customers. SCL customers outside SPU's service territory do not receive SPU assistance.

<sup>2</sup> Average monthly bill for apartment w/ electric heat (majority of SCL apartments overall)

# UDP Example for Individually Metered (Single Family) Customers<sup>1</sup>



<sup>1</sup> In overlapping SCL and SPU territories. Approx 20% of currently eligible UDP customers are individually metered by SPU.  
<sup>2</sup> Average monthly bill for single family w/ non-electric heat (majority of SCL single family overall).

# Total Average Customer Discount by Customer Type

## Total Average Customer Discount by Customer Type

	Avg SCL & SPU monthly bill before discount	Annual SCL & SPU bill before discount	Annual UDP savings
Multifamily (MF) Customer	\$224	\$2,686	\$1,444
Single Family (SF) Customer	\$384	\$4,608	\$2,456

## Detail by Utility and Customer Type

	Avg SCL & SPU monthly bill before discount	Annual bill before discount	Annual UDP savings	Customer portion of bill	# Customers (Households)	UDP Benefit Costs
SPU - Indirect (MF)	\$140	\$1,674	\$837	\$837	22,200	\$18,576,200
SPU - Direct (SF)	\$257	\$3,084	\$1,542	\$1,542	5,500	\$6,250,000
<b>SPU Total</b>	<b>\$163</b>	<b>\$1,956</b>	<b>\$896</b>	<b>\$896</b>	<b>27,700</b>	<b>\$24,826,200</b>
SCL - MF	\$84	\$1,012	\$607	\$405	23,280	\$14,135,040
SCL - SF	\$127	\$1,524	\$914	\$610	12,888	\$11,784,960
<b>SCL Total</b>	<b>\$100</b>	<b>\$1,194</b>	<b>\$717</b>	<b>\$478</b>	<b>36,168</b>	<b>\$25,920,000</b>

Notes: Average bills and discounts assume customers that receive all 4 SPU services. Approximately 25% of UDP customers receive only water service from SPU. Discounts also assume full 12-month participation in the program, which may result in fractional # households.

# Utility Assistance Benchmarking

Up to 200% Federal Poverty Level (~30% AMI)	Up to 60% AMI	Up to 80% AMI
<b>Snohomish County PUD</b> <ul style="list-style-type: none"> <li>• 50% discount &lt;100% FPL</li> <li>• 25% discount 101-200% FPL</li> </ul>	<b>San Francisco PUC</b> <ul style="list-style-type: none"> <li>• 30% discount electricity &lt;100% FPL</li> <li>• 40% discount water/sewer &lt;30% AMI</li> <li>• 25% discount water/sewer 31-50% AMI</li> </ul>	<b>PSE</b> <ul style="list-style-type: none"> <li>• Up to 45% discount &lt;200% FPL (5 tiers)</li> <li>• 5% discount 200% FPL up to 80% AMI</li> </ul>
<b>Sacramento Municipal Utility District (SMUD)</b> <ul style="list-style-type: none"> <li>• \$105/mo credit &lt;50% FPL</li> <li>• \$42/mo credit 51-100% FPL</li> <li>• \$20/mo credit 101-150% FPL</li> <li>• \$10/mo credit 151-200% FPL</li> </ul>	<b>Tacoma Public Utilities</b> <ul style="list-style-type: none"> <li>• 35% discount for seniors &lt;45% AMI</li> <li>• \$44 credit for any household &lt;60% AMI)</li> </ul>	<b>Avista</b> <ul style="list-style-type: none"> <li>• 94% to 20% discount &lt;150 FPL</li> <li>• 15% discount 151% FPL up to 80% AMI</li> </ul>
<b>Austin Water</b> <ul style="list-style-type: none"> <li>• 40% discount for &lt;200% FPL</li> </ul>	<b>Clark County PUD</b> <ul style="list-style-type: none"> <li>• 75% discount on winter bills for seniors &lt;50% AMI</li> </ul>	<b>Kirkland</b> <ul style="list-style-type: none"> <li>• 50% water/ 75% sewer/ 60% Solid Waste discount up to 80% AMI</li> </ul>
<b>El Paso Electric</b> <ul style="list-style-type: none"> <li>• \$9.25/mo credit for &lt;125% FPL</li> </ul>	<b>Bellevue Water</b> <ul style="list-style-type: none"> <li>• 70% discount for &lt;50% AMI</li> </ul>	
<b>PG&amp;E</b> <ul style="list-style-type: none"> <li>• 20% gas &amp; 30% discount electricity for &lt;200% FPL</li> </ul>	<b>City of Everett Water Utility</b> <ul style="list-style-type: none"> <li>• 20-40% discount for recipients of Property Tax Exemption</li> </ul>	
<b>LADWP</b> <ul style="list-style-type: none"> <li>• \$16/mo credit electricity &lt;200% FPL</li> <li>• \$10/mo credit water &lt;200% FPL</li> <li>• 31% discount sewer for &lt;200% FPL</li> </ul>	<b>City of Spokane Water Department</b> <ul style="list-style-type: none"> <li>• \$15/mo credit for recipients of Property Tax Exemption</li> </ul>	

# Financial Impacts of 2027 UA Expansion

UDP in 2025 0 - 70% SMI			
	Eligible Customers	Bill Discount	Contra Revenue (2025)
<b>SCL</b>	107,000	60%	\$27.0 M
<b>SPU</b>	84,500	50%	\$23.6 M
<b>Total</b>			<b>\$50.6 M</b>

UDP Expansion in 2027 0 - 60% AMI					
Eligible Customers	Bill Discount	Estimated Contra Revenue (2027) <sup>1</sup>	Net Increase over 2025	Rate Impact <sup>2</sup>	Net annual bill impact before discount
137,500	60%	\$32.0 M	\$5.0 M	0.5%	\$6.00
108,500	50%	\$37.5 M	\$13.9 M	0.1%	\$3.24
		<b>\$69.5 M</b>	<b>\$18.9 M</b>		<b>\$9.24</b>

<sup>1</sup> Assumes 35% of the eligible customers participate in UDP.

<sup>2</sup> SPU has already built \$12.2M of this cost into the existing rates for 2027. SPU rate impact reflects adding another \$1.7M.

**NOTE: Emergency Assistance expansion impacts are included in estimates above.**

# Two-Tiered Model to 80% AMI

UDP in 2025 0 - 70% SMI			
	Eligible Customers	Bill Discount	Contra Revenue (2025)
<b>SCL</b>	107,000	60%	\$27.0 M
<b>SPU</b>	84,500	50%	\$23.6 M
<b>Total</b>			<b>\$50.6 M</b>

UDP Two Tier Model Tier 1: 0 - 60% AMI Tier 2: 60 - 80% AMI					
Eligible Customers	Bill Discount	Estimated Contra Revenue (2027)	Net Increase over 2025	Rate Impact	Net annual bill impact before discount
187,700	Tier 1: 60% Tier 2: 10%	\$34.0 M	\$7.0 M	0.7%	\$8.40
145,500	Tier 1: 50% Tier 2: 10%	\$40.2 M	\$16.6 M	0.5%	\$16.32
		<b>\$74.2 M</b>	<b>\$23.6 M</b>		<b>\$24.72</b>

# Three-Tiered Benefit Model to 80% AMI

UDP in 2025 0 - 70% SMI				UDP Three Tier Model Tier 1: 0 - 30% AMI Tier 2: 30 - 60% AMI Tier 3: 60 - 80% AMI					
	Eligible Customers	Bill Discount	Contra Revenue (2025)	Eligible Customers	Bill Discount	Estimated Contra Revenue (2027)	Net Increase over 2025	Rate Impact	Net annual bill impact before discount
<b>SCL</b>	107,000	60%	\$27.0 M	187,700	Tier 1: 60% Tier 2: 30% Tier 3: 10%	\$27.0 M	\$0.0 M	0.0%	\$0.00
<b>SPU</b>	84,500	50%	\$23.6 M	145,500	Tier 1: 60% Tier 2: 30% Tier 3: 10%	\$39.9 M	\$16.3M	0.5%	\$16.32
<b>Total</b>			<b>\$50.6 M</b>			<b>\$66.9 M</b>	<b>\$23.6 M</b>		<b>\$16.32</b>

# Comparison of 3 Options by Utility Burden and Fiscal Impact

	Option 1			Option 2			Option 3		
	0-60% AMI eligible One Tier, Current (Different) Benefit			0-80% AMI eligible Two Tiers, Different Benefit			0-80% AMI eligible Three Tiers, Aligned Benefits		
AMI Decile	SCL % Disc	SPU % Disc	Combined % Burden	SCL % Disc	SPU % Disc	Combined % Burden	SCL % Disc	SPU % Disc	Combined % Burden
0 - 10%	60	50	16	60	50	16	60	60	14
10% - 20%	60	50	7	60	50	7	60	60	6
20% - 30%	60	50	4	60	50	4	60	60	4
30% - 40%	60	50	3	60	50	3	30	30	5
40% - 50%	60	50	2	60	50	2	30	30	4
50% - 60%	60	50	2	60	50	2	30	30	3
60% - 70%	-	-	3	10	10	3	10	10	3
70% - 80%	-	-	3	10	10	3	10	10	3
Fiscal/Rate Impacts	SCL	SPU		SCL	SPU		SCL	SPU	
Contra-Revenue	\$32 M	\$37.5 M		\$34.0 M	\$40.2 M		\$27.0 M	\$39.9 M	
Rate Impact	0.50%	0.10%		0.70%	0.50%		0.00%	0.50%	
Net Annual Bill Impact	\$6.00	\$3.24		\$8.40	\$16.32		\$0.00	\$16.32	